

VandyBoys

Jonathan Vastine

RJ Austin

JD Thompson

JD Rogers

Ryan Ginther

Chris Maldonado

2025 VANDERBILT BASEBALL Fact Book

Table of Contents

Contents

Quick Facts.....	3
Numerical Roster.....	4
Alphabetical Roster.....	5
Academic Roster.....	6
Geographic Roster	7
Head Coach Tim Corbin.....	8-12
Staff.....	13-16
2024 Statistics.....	17-19
2024 Results	20
All-Time Coaching Records	21-22
Individual Records.....	23
Team Records.....	24
Single-Season Highs.....	25
Career Highs.....	26
Season-by-Season Leaders	27-29
Season-by-Season Team Statistics.....	30-31
Season-by-Season Results	32-50
Records vs. Opponents	51-52
SEC Tournament History.....	53
NCAA Tournament History.....	54-55
NCAA Regional History.....	56
NCAA Super Regional History	57
College World Series History	58
Hawkins Field Records	59
Commodore Honors.....	60-64
Drafted Commodores.....	65-66
Dores in the Majors	67
USA Baseball	68-69
2014 National Champions	70
2019 National Champions	71
All-Time Letter Winners.....	72-74

2024 Schedule

Date	Opponent	Location	Time (CT)
Feb. 14	vs. Grand Canyon [#]	Phoenix, Ariz. / GCU Ballpark	7 p.m.
Feb. 15	vs. Nebraska [#]	Phoenix, Ariz. / Salt River Fields	7 p.m.
Feb. 16	vs. UC Irvine [#]	Phoenix, Ariz. / Sloan Park	1 p.m.
Feb. 18	Air Force	Nashville, Tenn. / Hawkins Field	4:30 p.m.
Feb. 19	Air Force	Nashville, Tenn. / Hawkins Field	4:30 p.m.
Feb. 21	Saint Mary's (Calif.)	Nashville, Tenn. / Hawkins Field	4:30 p.m.
Feb. 22	Saint Mary's (Calif.)	Nashville, Tenn. / Hawkins Field	1 p.m.
Feb. 23	Saint Mary's (Calif.)	Nashville, Tenn. / Hawkins Field	Noon
Feb. 25	Tennessee Tech	Nashville, Tenn. / Hawkins Field	4:30 p.m.
Feb. 28	vs. UCLA [@]	Los Angeles, Calif. / Jackie Robinson Stadium	7 p.m.
March 1	vs. USC [@]	Los Angeles, Calif. / Great Park	8:30 p.m.
March 2	vs. UConn [@]	Los Angeles, Calif. / Jackie Robinson, Stadium	1 p.m.
March 4	Evansville	Nashville, Tenn. / Hawkins Field	4:30 p.m.
March 5	St. Bonaventure	Nashville, Tenn. / Hawkins Field	4:30 p.m.
March 7	Xavier	Nashville, Tenn. / Hawkins Field	4:30 p.m.
March 8	Xavier	Nashville, Tenn. / Hawkins Field	2 p.m.
March 9	Xavier	Nashville, Tenn. / Hawkins Field	1 p.m.
March 11	Valparaiso	Nashville, Tenn. / Hawkins Field	4:30 p.m.
March 14	at Auburn [*]	Auburn, Ala. / Plainsman Park	6 p.m.
March 15	at Auburn [*]	Auburn, Ala. / Plainsman Park	6 p.m.
March 16	at Auburn [*]	Auburn, Ala. / Plainsman Park	2 p.m.
March 18	Belmont	Nashville, Tenn. / Hawkins Field	6 p.m.
March 20	Texas A&M[*]	Nashville, Tenn. / Hawkins Field	6 p.m.
March 21	Texas A&M[*]	Nashville, Tenn. / Hawkins Field	6 p.m.
March 22	Texas A&M[*]	Nashville, Tenn. / Hawkins Field	2 p.m.
March 25	Eastern Kentucky	Nashville, Tenn. / Hawkins Field	6 p.m.
March 28	Arkansas[*]	Nashville, Tenn. / Hawkins Field	7 p.m.
March 29	Arkansas[*]	Nashville, Tenn. / Hawkins Field	2 p.m.
March 30	Arkansas[*]	Nashville, Tenn. / Hawkins Field	1 p.m.
April 1	Western Kentucky	Nashville, Tenn. / Hawkins Field	6 p.m.
April 4	at Florida [*]	Gainesville, Fla. / Condron Family Park	5:30 p.m.
April 5	at Florida [*]	Gainesville, Fla. / Condron Family Park	3 p.m.
April 6	at Florida [*]	Gainesville, Fla. / Condron Family Park	11 a.m.
April 8	Dayton	Nashville, Tenn. / Hawkins Field	6 p.m.
April 11	at Oklahoma [*]	Norman, Okla. / L. Dale Mitchell Park	7 p.m.
April 12	at Oklahoma [*]	Norman, Okla. / L. Dale Mitchell Park	4 p.m.
April 13	at Oklahoma [*]	Norman, Okla. / L. Dale Mitchell Park	2 p.m.
April 15	Lipscomb	Nashville, Tenn. / Hawkins Field	6 p.m.
April 17	Georgia[*]	Nashville, Tenn. / Hawkins Field	6 p.m.
April 18	Georgia[*]	Nashville, Tenn. / Hawkins Field	6 p.m.
April 19	Georgia[*]	Nashville, Tenn. / Hawkins Field	2 p.m.
April 22	Middle Tennessee	Nashville, Tenn. / Hawkins Field	6 p.m.
April 25	at Ole Miss [*]	Oxford, Miss. / Swayze Field	6:30 p.m.
April 26	at Ole Miss [*]	Oxford, Miss. / Swayze Field	5 p.m.
April 27	at Ole Miss [*]	Oxford, Miss. / Swayze Field	1:30 p.m.
April 29	Indiana State	Nashville, Tenn. / Hawkins Field	6 p.m.
May 2	Alabama[*]	Nashville, Tenn. / Hawkins Field	6 p.m.
May 3	Alabama[*]	Nashville, Tenn. / Hawkins Field	2 p.m.
May 4	Alabama[*]	Nashville, Tenn. / Hawkins Field	3 p.m.
May 6	at Louisville	Louisville, Ky. / Jim Patterson Stadium	5 p.m.
May 9	at Tennessee [*]	Knoxville, Tenn. / Lindsey Nelson Stadium	4:30 p.m.
May 10	at Tennessee [*]	Knoxville, Tenn. / Lindsey Nelson Stadium	4 p.m.
May 11	at Tennessee [*]	Knoxville, Tenn. / Lindsey Nelson Stadium	2 p.m.
May 15	Kentucky[*]	Nashville, Tenn. / Hawkins Field	6 p.m.
May 16	Kentucky[*]	Nashville, Tenn. / Hawkins Field	6 p.m.
May 17	Kentucky[*]	Nashville, Tenn. / Hawkins Field	2 p.m.
May 20-25	SEC Tournament	Hoover, Ala.	TBA

* - SEC opponent

- MLB Desert Invitational - Phoenix, Ariz.

@ - Southern California College Baseball Classic

All times Central and subject to change

Home games in **Bold**

Quick Facts

General Information

Location Nashville, Tenn.
 Enrollment 7,151 (undergraduate) • 13,710 (total)
 Nickname Commodores
 Stadium (Capacity) Charles Hawkins Field (3,626)
 Dimensions LF-310; CF-400; RF-330; Alleys-375
 Founded 1873
 Colors Black and Gold
 Conference Southeastern (SEC)
 Chancellor Daniel Diermeier
 Athletic Director Candice Lee
 Sports Administrator Derek Grice
 Department Phone 615.322.4727
 Ticket Office Phone 615.322.3544

Media Information

Mailing Address PO Box 120158
 Nashville, TN 37212
 Overnight Address 2601 Jess Neely Drive
 Nashville, TN 37212
 Baseball Contact Will Owens (Western Kentucky '14)
 Cell Phone 502.718.2525
 Email will.owens@vanderbilt.edu
 Website VUCommodores.com

Coaches and Staff

Head Coach Tim Corbin (Ohio Wesleyan '84)
 Overall Record 1027-581-1 (.639/28 seasons)
 Record at Vanderbilt 921-443-1 (.675/22 seasons)
 NCAA Appearances 19 (2004, 2006-19, 2021-24)
 Assoc. Head Coach Scott Brown (SUNY-Cortland '99)
 Assistant Coach Jayson King (Framingham State (Mass.) College '93)
 Assistant Coach Ty Blankmeyer (St. John's '16)
 Baseball Operations Amy Elkus (Kentucky '14)
 External Affairs Josh Foster (Alabama '17)
 Player Development Brandon Barak (Illinois '12)
 Recruiting John Michael Morris (Middle Tennessee '11)
 Maggie Corbin Minority Baseball Apprentice Ro Coleman (Vanderbilt '17)
 Equipment Manager Bailey Provo (Lipscomb '21)
 Strength and Conditioning Walker Grisanti (Vanderbilt '19)
 Athletic Trainer Chris Matarazzo (Springfield College '12)
 Video Coordinator Zach Monash (Arizona '13)
 Quality Control Tyler Herb (Coastal Carolina '14)
 Managers Kayden Angell, Michael Brody, Mary Pyburn, Will Sugar

History

All-Time Record 2,547-1,863-36 (135 seasons)
 All-Time Conference Record 756-975-10 (76 seasons)
 Conference Titles 7 (1973, '74, '80, '07, '11, '13, '19)
 Conference Tournament Titles 4 (1980, 2007, '19, '23)
 NCAA Tournament Appearances 22 (1973, '74, '80, '04, '06, '07, '08, '09, 2010, '11, '12, '13, '14, '15, '16, '17, '18, '19, '21, '22, '23, 24)
 NCAA Tournament Record 81-49
 NCAA Tournament Super Regional Appearances 10
 (2004, '10, '11, '13, '14, '15, '17, '18, '19, '21)
 College World Series Appearances 5 (2011, '14, '15, '19, '21)
 National Championships 2 (2014, '19)

2024 Information

Record Overall: 38-23, Home: 27-8, Away: 4-12, Neutral: 7-3
 SEC Record 13-17
 Conference Finish 4th (East)
 Postseason Play NCAA Regional
 Lettermen Returning/Lost 22/24
 Position Starters Returning/Lost 4/5
 Pitchers Returning/Lost 13/10
 Newcomers 21

Top Returning Position Players

UTL RJ Austin Jr. .335, 5 HR, 54 RBI, 14 2B, 28 SB
 IF Jayden Davis Jr. .315, 2 HR, 36 RBI, 12 2B
 IF Chris Maldonado Jr. .310, 8 HR, 32 RBI, 12 2B (2023 stats*)
 IF Jonathan Vastine Sr. .299, 10 HR, 42 RBI, 18 2B

Top Returning Pitchers

LHP Ryan Ginther Sr. 22 app., 1-0, 5.70 ERA, 30.0 IP
 LHP Miller Green So. 20 app., 2-4, 3.16 ERA, 31.1 IP
 LHP Ethan McElvain So. 11 app., 4 GS, 1-2, 3.24 ERA, 25.0 IP
 RHP Brennan Seiber So. 23 app., 3-0, 5.06 ERA, 42.2 IP
 LHP JD Thompson Jr. 14 app., 12 GS, 5-2, 4.15 ERA, 74 K, 52.0 IP

Top Players Lost

RHP Bryce Cunningham Jr. 16 GS, 7-4, 4.36 ERA, 96 K, 84.2 IP
 IF Davis Diaz Jr. .248, 7 HR, 39 RBI, 10 2B
 C Alan Espinal Sr. .289, 13 HR, 49 RBI, 15 2B
 LHP Devin Futrell Jr. 10 GS, 4-1, 5.40 ERA, 44 K, 48.1 IP
 LHP Carter Holton Jr. 13 GS, 6-5, 5.19 ERA, 98 K, 69.1 IP
 OF Troy LaNeve Sr. .265, 6 HR, 33 RBI, 14 2B

Top Newcomers

RHP Hudson Barton Fr. Franklin, Tenn.
 RHP Cody Bowker Jr. Bowdoinham, Maine / Georgetown
 IF Brodie Johnston Fr. Ooltewah, Tenn.
 IF Mike Mancini Jr. Endwell, N.Y. / James Madison
 IF Rustan Rigdon Fr. Metter, Ga.

* - missed majority of 2024 season due to injury)

Numerical Roster

No.	Name	Pos.	B/T	Ht.	Wt.	Yr./Exp.	Hometown/High School	Pronunciations
2	RJ Hamilton	UTL	R/R	5-10	185	So./1L	Hoover, Ala./Hoover	
3	Jayden Davis	INF	R/R	5-10	205	Jr./1L	Cookeville, Tenn./Cookeville	
5	Mike Mancini	INF	L/R	5-11	173	Jr./TR	Endwell, N.Y./Maine-Endwell	man-SEEN-ee
8	Chris Maldonado	INF	R/R	6-1	196	Jr./2L	Short Hills, N.J./Seton Hall Prep	MALL-duh-NAH-doe
9	Brodie Johnston	INF	R/R	6-2	203	Fr./HS	Ooltewah, Tenn./Boyd-Buchanan School	
10	Jacob Humphrey	UTL	R/R	5-10	180	Sr./1L	Standish, Maine/Bonny Eagle	
13	Jonathan Vastine	INF	L/R	5-11	174	Sr./3L	Bartow, Fla./Bartow Senior High	vass-TYNE
16	Mac Rose	C	L/R	6-0	195	So./TR	Rockwall, Texas/Rockwall	
17	Ryan Ginther	LHP	R/L	5-11	198	Sr./3L	Hendersonville, Tenn./Station Camp	Hard "G"
18	JD Rogers	OF	L/L	5-10	207	Sr./3L	Carmel, Ind./Carmel	
19	Rustan Rigdon	INF	S/R	6-0	177	Fr./HS	Metter, Ga./Metter	
20	David Mendez	UTL	R/R	5-11	184	So./TR	Aldie, Va./Independence	
21	Hudson Barton	RHP	R/R	6-3	199	Fr./HS	Franklin, Tenn./Grace Christian Academy	
22	JD Thompson	LHP	R/L	6-0	199	Jr./2L	Rusk, Texas/Rusk	
25	AJ DePaolo	C	R/R	5-11	195	Fr./HS	Carrollton, Texas/Prestonwood Christian Academy	deh-PAUL-o
26	Braden Holcomb	INF	R/R	6-4	240	So./1L	Orlando, Fla./Foundation Academy	
28	Will Hampton	INF/OF	L/L	5-11	197	Fr./HS	Richmond Hill, Ga./Calvary Day	
30	Ethan Robinson	RHP	R/R	6-5	223	So./1L	Murfreesboro, Tenn./Donelson Christian Academy	
32	Riley Nelson	INF	L/R	6-3	222	Jr./TR	Trophy Club, Texas/Byron Nelson	
33	Luke Guth	RHP	R/R	6-1	182	So./1L	Franklin, Pa./Franklin Area	Hard "G"
34	Brennan Seiber	RHP	R/R	6-5	228	So./1L	Newport Beach, Calif./Mater Dei	Like "cyber"
36	Levi Huesman	LHP	R/L	6-0	186	Jr./1L	Hanover, Va./Hanover	hues-man
37	Jakob Schulz	LHP	R/L	6-2	206	So./1L	Houston, Texas/Memorial	
39	Connor Fennell	RHP	R/R	6-1	168	So./TR	Londonderry, N.H./Londonderry	FINN-ull
40	Austin Nye	RHP	R/R	6-2	205	Fr./HS	Roseville, Calif./Woodcreek	
42	RJ Austin	UTL	R/R	5-11	199	Jr./2L	Atlanta, Ga./Pace Academy	
43	Matthew Shorey	LHP	L/L	6-2	176	Fr./HS	Nashville, Tenn./Father Ryan	
44	Colin Barczi	C	R/R	6-3	213	So./1L	Naperville, Ill./Naperville Central	BAR-see
45	Aiden O'Connell	LHP	L/L	6-2	191	Fr./HS	Bedford, N.H./Bedford	
46	Roman Petricca	LHP	R/L	6-2	175	Fr./HS	Mt. Juliet, Tenn./Mt. Juliet	peh-TRICK-uh
47	Tommy Goodin	OF	L/R	6-1	192	Fr./HS	Thousand Oaks, Calif./Adolfo Camarillo	
50	Aukai Kea	C	R/R	6-1	202	Fr./HS	Kapolei, Hawaii/IMG Academy	OW-kye • KAY-uh
51	Ryker Waite	INF	S/R	5-10	176	Fr./HS	Queen Creek, Ariz./Queen Creek	like "wait"
55	Cody Bowker	RHP	R/R	6-1	212	Jr./TR	Bowdoinham, Maine/Thornton Academy	like take a bow
66	Deegan Cordova	RHP	R/R	6-2	188	So./1L	Lake Havasu City, Ariz./Lake Havasu	
70	Tristan Bristow	RHP	R/R	6-3	189	Fr./HS	Helotes, Texas/Harlan	
73	Tommy O'Rourke	RHP	R/R	6-2	211	Grad./TR	Morristown, N.J./Seton Hall Prep	
77	Alex Kranzler	RHP	R/R	6-3	222	So./1L	Norwood, N.J./Northern Valley Regional	
88	Sawyer Hawks	RHP	R/R	6-4	215	Sr./1L	Lakeland, Fla./McKeel Academy of Technology	
89	Ethan McElvain	LHP	S/L	6-4	238	So./1L	Thompsons Station, Tenn./Nolensville	MAC-el-vain
90	Miller Green	LHP	L/L	6-5	230	So./1L	Nashville, Tenn./Lipscomb Academy	
96	Nate Teague	RHP	R/R	6-7	232	So./1L	Snow Camp, N.C./Southern Alamance	
99	England Bryan	RHP	R/R	6-1	231	Fr./HS	Hillsboro, Tenn./Middle Tennessee Christian	

Staff

Head coach: 4 Tim Corbin (Ohio Wesleyan '84) – 23rd season at Vanderbilt

Associate Head Coach: 26 Scott Brown (SUNY-Cortland '99)

Assistant Coach: 6 Jayson King (Framingham State College '93)

Assistant Coach: 11 Ty Blankmeyer (St. John's '16)

Maggie Corbin Minority Baseball Apprentice: Ro Coleman (Vanderbilt '17)

Athletic Trainer: Chris Matarazzo (Springfield College '12)

Strength & Conditioning Coach: Walker Grisanti (Vanderbilt '19)

Director of Baseball Operations: Amy Elkus (Kentucky '14)

Director of External Affairs: Josh Foster (Alabama '17)

Director of Player Development: Brandon Barak (Illinois '12)

Director of Recruiting: John Michael Morris (Middle Tennessee '11)

Video Coordinator: Zach Monash (Arizona '13)

Quality Control: Tyler Herb (Coastal Carolina '14)

Equipment Manager: Bailey Provo (Lipscomb '21)

Student Managers: Kayden Angell, Michael Brody, Mark Pyburn, Will Sugar

Alphabetical Roster

No.	Name	Pos.	B/T	Ht.	Wt.	Yr./Exp.	Hometown/High School
42	RJ Austin	UTL	R/R	5-11	199	Jr./2L	Atlanta, Ga./Pace Academy
44	Colin Barczy	C	R/R	6-3	213	So./1L	Naperville, Ill./Naperville Central
21	Hudson Barton	RHP	R/R	6-3	199	Fr./HS	Franklin, Tenn./Grace Christian Academy
55	Cody Bowker	RHP	R/R	6-1	212	Jr./TR	Bowdoinham, Maine/Thornton Academy
70	Tristan Bristow	RHP	R/R	6-3	189	Fr./HS	Helotes, Texas/Harlan
99	England Bryan	RHP	R/R	6-1	231	Fr./HS	Hillsboro, Tenn./Middle Tennessee Christian
66	Deegan Cordova	RHP	R/R	6-2	188	So./1L	Lake Havasu City, Ariz./Lake Havasu
3	Jayden Davis	INF	R/R	5-10	205	Jr./1L	Cookeville, Tenn./Cookeville
25	AJ DePaolo	C	R/R	5-11	195	Fr./HS	Carrollton, Texas/Prestonwood Christian Academy
39	Connor Fennell	RHP	R/R	6-1	168	So./TR	Londonderry, N.H./Londonderry
17	Ryan Ginther	LHP	R/L	5-11	198	Sr./3L	Hendersonville, Tenn./Station Camp
47	Tommy Goodin	OF	L/R	6-1	192	Fr./HS	Thousand Oaks, Calif./Adolfo Camarillo
90	Miller Green	LHP	L/L	6-5	230	So./1L	Nashville, Tenn./Lipscomb Academy
33	Luke Guth	RHP	R/R	6-1	182	So./1L	Franklin, Pa./Franklin Area
2	RJ Hamilton	UTL	R/R	5-10	185	So./1L	Hoover, Ala./Hoover
28	Will Hampton	INF/OF	L/L	5-11	197	Fr./HS	Richmond Hill, Ga./Calvary Day
88	Sawyer Hawks	RHP	R/R	6-4	215	Sr./1L	Lakeland, Fla./McKeel Academy of Technology
26	Braden Holcomb	INF	R/R	6-4	240	So./1L	Orlando, Fla./Foundation Academy
36	Levi Huesman	LHP	R/L	6-0	186	Jr./1L	Hanover, Va./Hanover
10	Jacob Humphrey	UTL	R/R	5-10	180	Sr./1L	Standish, Maine/Bonny Eagle
9	Brodie Johnston	INF	R/R	6-2	203	Fr./HS	Ooltewah, Tenn./Boyd-Buchanan School
50	Aukai Kea	C	R/R	6-1	202	Fr./HS	Kapolei, Hawaii/IMG Academy
77	Alex Kranzler	RHP	R/R	6-3	222	So./1L	Norwood, N.J./Northern Valley Regional
8	Chris Maldonado	INF	R/R	6-1	196	Jr./2L	Short Hills, N.J./Seton Hall Prep
5	Mike Mancini	INF	L/R	5-11	173	Jr./TR	Endwell, N.Y./Maine-Endwell
89	Ethan McElvain	LHP	S/L	6-4	238	So./1L	Thompsons Station, Tenn./Nolensville
20	David Mendez	UTL	R/R	5-11	184	So./TR	Aldie, Va./Independence
32	Riley Nelson	INF	L/R	6-3	222	Jr./TR	Trophy Club, Texas/Byron Nelson
40	Austin Nye	RHP	R/R	6-2	205	Fr./HS	Roseville, Calif./Woodcreek
45	Aiden O'Connell	LHP	L/L	6-2	191	Fr./HS	Bedford, N.H./Bedford
73	Tommy O'Rourke	RHP	R/R	6-2	211	Grad./TR	Morristown, N.J./Seton Hall Prep
46	Roman Petricca	LHP	R/L	6-2	175	Fr./HS	Mt. Juliet, Tenn./Mt. Juliet
19	Rustan Rigdon	INF	S/R	6-0	177	Fr./HS	Metter, Ga./Metter
30	Ethan Robinson	RHP	R/R	6-5	223	So./1L	Murfreesboro, Tenn./Donelson Christian Academy
18	JD Rogers	OF	L/L	5-10	207	Sr./3L	Carmel, Ind./Carmel
16	Mac Rose	C	L/R	6-0	195	So./TR	Rockwall, Texas/Rockwall
37	Jakob Schulz	LHP	R/L	6-2	206	So./1L	Houston, Texas/Memorial
34	Brennan Seiber	RHP	R/R	6-5	228	So./1L	Newport Beach, Calif./Mater Dei
43	Matthew Shorey	LHP	L/L	6-2	176	Fr./HS	Nashville, Tenn./Father Ryan
96	Nate Teague	RHP	R/R	6-7	232	So./1L	Snow Camp, N.C./Southern Alamance
22	JD Thompson	LHP	R/L	6-0	199	Jr./2L	Rusk, Texas/Rusk
13	Jonathan Vastine	INF	L/R	5-11	174	Sr./3L	Bartow, Fla./Bartow Senior High
51	Ryker Waite	INF	S/R	5-10	176	Fr./HS	Queen Creek, Ariz./Queen Creek

Academic Roster

No.	Name	Pos.	B/T	Ht.	Wt.	Yr./Exp.	Hometown/High School
Graduates (1)							
73	Tommy O'Rourke	RHP	R/R	6-2	211	Grad./TR	Morristown, N.J./Seton Hall Prep
Seniors (5)							
17	Ryan Ginther	LHP	R/L	5-11	198	Sr./3L	Hendersonville, Tenn./Station Camp
88	Sawyer Hawks	RHP	R/R	6-4	215	Sr./1L	Lakeland, Fla./McKeel Academy of Technology
10	Jacob Humphrey	UTL	R/R	5-10	180	Sr./1L	Standish, Maine/Bonny Eagle
18	JD Rogers	OF	L/L	5-10	207	Sr./3L	Carmel, Ind./Carmel
13	Jonathan Vastine	INF	L/R	5-11	174	Sr./3L	Bartow, Fla./Bartow Senior High
Juniors (8)							
42	RJ Austin	UTL	R/R	5-11	199	Jr./2L	Atlanta, Ga./Pace Academy
55	Cody Bowker	RHP	R/R	6-1	212	Jr./TR	Bowdoinham, Maine/Thornton Academy
3	Jayden Davis	INF	R/R	5-10	205	Jr./1L	Cookeville, Tenn./Cookeville
36	Levi Huesman	LHP	R/L	6-0	186	Jr./1L	Hanover, Va./Hanover
8	Chris Maldonado	INF	R/R	6-1	196	Jr./2L	Short Hills, N.J./Seton Hall Prep
5	Mike Mancini	INF	L/R	5-11	173	Jr./TR	Endwell, N.Y./Maine-Endwell
32	Riley Nelson	INF	L/R	6-3	222	Jr./TR	Trophy Club, Texas/Byron Nelson
22	JD Thompson	LHP	R/L	6-0	199	Jr./2L	Rusk, Texas/Rusk
Sophomores (15)							
44	Colin Barczy	C	R/R	6-3	213	So./1L	Naperville, Ill./Naperville Central
66	Deegan Cordova	RHP	R/R	6-2	188	So./1L	Lake Havasu City, Ariz./Lake Havasu
39	Connor Fennell	RHP	R/R	6-1	168	So./TR	Londonderry, N.H./Londonderry
90	Miller Green	LHP	L/L	6-5	230	So./1L	Nashville, Tenn./Lipscomb Academy
33	Luke Guth	RHP	R/R	6-1	182	So./1L	Franklin, Pa./Franklin Area
2	RJ Hamilton	UTL	R/R	5-10	185	So./1L	Hoover, Ala./Hoover
26	Braden Holcomb	INF	R/R	6-4	240	So./1L	Orlando, Fla./Foundation Academy
77	Alex Kranzler	RHP	R/R	6-3	222	So./1L	Norwood, N.J./Northern Valley Regional
89	Ethan McElvain	LHP	S/L	6-4	238	So./1L	Thompsons Station, Tenn./Nolensville
20	David Mendez	UTL	R/R	5-11	184	So./TR	Aldie, Va./Independence
30	Ethan Robinson	RHP	R/R	6-5	223	So./1L	Murfreesboro, Tenn./Donelson Christian Academy
16	Mac Rose	C	L/R	6-0	195	So./TR	Rockwall, Texas/Rockwall
37	Jakob Schulz	LHP	R/L	6-2	206	So./1L	Houston, Texas/Memorial
34	Brennan Seiber	RHP	R/R	6-5	228	So./1L	Newport Beach, Calif./Mater Dei
96	Nate Teague	RHP	R/R	6-7	232	So./1L	Snow Camp, N.C./Southern Alamance
Freshmen (14)							
21	Hudson Barton	RHP	R/R	6-3	199	Fr./HS	Franklin, Tenn./Grace Christian Academy
70	Tristan Bristow	RHP	R/R	6-3	189	Fr./HS	Helotes, Texas/Harlan
99	England Bryan	RHP	R/R	6-1	231	Fr./HS	Hillsboro, Tenn./Middle Tennessee Christian
25	AJ DePaolo	C	R/R	5-11	195	Fr./HS	Carrollton, Texas/Prestonwood Christian Academy
47	Tommy Goodin	OF	L/R	6-1	192	Fr./HS	Thousand Oaks, Calif./Adolfo Camarillo
28	Will Hampton	INF/OF	L/L	5-11	197	Fr./HS	Richmond Hill, Ga./Calvary Day
9	Brodie Johnston	INF	R/R	6-2	203	Fr./HS	Ooltewah, Tenn./Boyd-Buchanan School
50	Aukai Kea	C	R/R	6-1	202	Fr./HS	Kapolei, Hawaii/IMG Academy
40	Austin Nye	RHP	R/R	6-2	205	Fr./HS	Roseville, Calif./Woodcreek
45	Aiden O'Connell	LHP	L/L	6-2	191	Fr./HS	Bedford, N.H./Bedford
46	Roman Petricca	LHP	R/L	6-2	175	Fr./HS	Mt. Juliet, Tenn./Mt. Juliet
19	Rustan Rigdon	INF	S/R	6-0	177	Fr./HS	Metter, Ga./Metter
43	Matthew Shorey	LHP	L/L	6-2	176	Fr./HS	Nashville, Tenn./Father Ryan
51	Ryker Waite	INF	S/R	5-10	176	Fr./HS	Queen Creek, Ariz./Queen Creek

Geographic Roster

No.	Name	Hometown/High School	No.	Name	Hometown/High School
Alabama (1)			Texas (6)		
2	RJ Hamilton	Hoover, Ala./Hoover	70	Tristan Bristow	Helotes, Texas/Harlan
Arizona (2)			25	AJ DePaolo	Carrollton, Texas/Prestonwood Christian Academy
66	Deegan Cordova	Lake Havasu City, Ariz./Lake Havasu	32	Riley Nelson	Trophy Club, Texas/Byron Nelson
51	Ryker Waite	Queen Creek, Ariz./Queen Creek	16	Mac Rose	Rockwall, Texas/Rockwall
California (3)			37	Jakob Schulz	Houston, Texas/Memorial
47	Tommy Goodin	Thousand Oaks, Calif./Adolfo Camarillo	22	JD Thompson	Rusk, Texas/Rusk
40	Austin Nye	Roseville, Calif./Woodcreek	Virginia (2)		
34	Brennan Seiber	Newport Beach, Calif./Mater Dei	36	Levi Huesman	Hanover, Va./Hanover
Florida (3)			20	David Mendez	Aldie, Va./Independence
88	Sawyer Hawks	Lakeland, Fla./McKeel Academy of Technology			
26	Braden Holcomb	Orlando, Fla./Foundation Academy			
13	Jonathan Vastine	Bartow, Fla./Bartow Senior High			
Georgia (3)					
42	RJ Austin	Atlanta, Ga./Pace Academy			
28	Will Hampton	Richmond Hill, Ga./Calvary Day			
19	Rustan Rigdon	Metter, Ga./Metter			
Hawai'i (1)					
50	Aukai Kea	Kapolei, Hawaii/IMG Academy			
Illinois (1)					
44	Colin Barci	Naperville, Ill./Naperville Central			
Indiana (1)					
18	JD Rogers	Carmel, Ind./Carmel			
Maine (2)					
55	Cody Bowker	Bowdoinham, Maine/Thornton Academy			
10	Jacob Humphrey	Standish, Maine/Bonny Eagle			
New Hampshire (2)					
39	Connor Fennell	Londonderry, N.H./Londonderry			
45	Aiden O'Connell	Bedford, N.H./Bedford			
New Jersey (3)					
77	Alex Kranzler	Norwood, N.J./Northern Valley Regional			
8	Chris Maldonado	Short Hills, N.J./Seton Hall Prep			
73	Tommy O'Rourke	Morristown, N.J./Seton Hall Prep			
New York (1)					
5	Mike Mancini	Endwell, N.Y./Maine-Endwell			
North Carolina (1)					
96	Nate Teague	Snow Camp, N.C./Southern Alamance			
Pennsylvania (1)					
33	Luke Guth	Franklin, Pa./Franklin Area			
Tennessee (10)					
21	Hudson Barton	Franklin, Tenn./Grace Christian Academy			
99	England Bryan	Hillsboro, Tenn./Middle Tennessee Christian			
3	Jayden Davis	Cookeville, Tenn./Cookeville			
17	Ryan Ginther	Hendersonville, Tenn./Station Camp			
90	Miller Green	Nashville, Tenn./Lipscomb Academy			
9	Brodie Johnston	Ooltewah, Tenn./Boyd-Buchanan School			
89	Ethan McElvain	Thompsons Station, Tenn./Nolensville			
46	Roman Petricca	Mt. Juliet, Tenn./Mt. Juliet			
30	Ethan Robinson	Murfreesboro, Tenn./Donelson Christian Academy			
43	Matthew Shorey	Nashville, Tenn./Father Ryan			

Head Coach Tim Corbin



The Corbin File

Career Record • 1027-581-1 (29th season)
Record at Vanderbilt • 921-443-1 (23rd season)

Alma Mater • Ohio Wesleyan '84

Family • Wife, Maggie;
daughters, Molly and Hannah

The 2025 season is the 23rd as head coach at Vanderbilt for Tim Corbin. During his tenure Corbin has turned the Commodores into a national power, leading Vanderbilt to two national championships in the last 11 seasons (2014, 2019).

Corbin's record of 921-443-1 (.675) is first all-time in wins at Vanderbilt and first in winning percentage for coaches with 100 games or more. In his career as a head coach Corbin is 1027-581-1 (.639). Corbin's efforts have paid off in the win column and across the board as D1Baseball.com tabbed Vandy the top program in the nation in 2015, second in 2017 and 2019 and fourth in 2024.

Corbin reached 1,000 career wins on March 5, 2024 with a 6-2 victory over Eastern Michigan. At the time, he was one of only 10 active NCAA DI head coaches to reach the milestone. Corbin reached 900 Vanderbilt victories on March 16, 2024 as the Dores knocked off No. 18 Auburn 13-5.

In January 2020, Corbin was inducted into the American Baseball Coaches Association Hall of Fame as part of the class of 2020. Corbin was among six individuals to be enshrined at the 76th annual ABCA Convention.

Over the last 11 seasons, the Dores have secured four trips to the College World Series finals while running their streak to 18 consecutive NCAA Tournament berths — the longest active streak in Division I.

Since taking over in 2003, 55 players have been named All-America including 18 who have received first-team All-America recognition. During that stretch, 31 Commodores have been named freshman All-America and 35 have made MLB appearances.

The 2024 campaign saw Corbin and the Commodores maintain the program's high level of consistent success, reaching the 30-win mark for the 20th consecutive spring while extending the nation's longest active NCAA Tournament appearance streak to 18 seasons. Seven Commodores heard their names called in the 2024 MLB Draft.

Vanderbilt won its fourth SEC Tournament Championship in 2023 with three of those coming during Corbin's tenure. The Dores went 42-20 on the season and hosted a regional in the NCAA Tournament for the ninth time since 2007.

For the fifth year in a row and 22nd time at Vandy, Corbin saw a student-athlete drafted in the first round of the 2023 MLB Draft when Enrique Bradfield Jr. was selected by the Baltimore Orioles.

In 2022, Corbin guided the Vanderbilt baseball program to its 16th consecutive NCAA Tournament berth, appearing in the NCAA Corvallis Regional. The Commodores finished the season with a 39-23 mark. Vandy got out to an impressive 19-2 start to the season, highlighted by an 18-game winning streak that marked the second-longest streak in program history.

After suffering a loss in their opening game of the NCAA Corvallis Regional against San Diego, the Dores battled back to win three consecutive games to advance to the program's 12th regional final across the last 13 NCAA Tournaments.

Vanderbilt outscored its opponents 43-6 across its three wins in the NCAA Regional, including a 21-run outburst against New Mexico State. Vandy's 21 runs against the Aggies tied the program-record for most runs in an NCAA Tournament game. After earning an 8-1 victory over third-ranked Oregon State to force a winner-take-all Game 7 in the NCAA Corvallis Regional, the Commodores fell to the host Beavers in a one-run matchup to end the season.

Vandy concluded the year with two student-athletes receiving All-America honors and two freshmen earning Freshman All-America recognition. Enrique Bradfield Jr. was tabbed as a consensus All-American for the second consecutive season, while Spencer Jones earned third-team All-America honors from Perfect Game.

Freshman left-handers Carter Holton and Devin Futrell both earned Freshman All-America honors, with Holton being recognized as a unanimous Freshman All-American.

Vanderbilt had six players selected in the 2022 Major League Baseball Draft, including a first-round selection for the fourth consecutive year. Spencer Jones was taken 25th overall in first round by the New York Yankees, while former Commodore Kumar Rocker was selected third overall by the Texas Rangers.

The Commodores were one of five programs to boast multiple student-athletes on the 2022 USA Baseball Collegiate National Team, as the duo of Enrique Bradfield Jr. and Carter Holton earned spots on the final 26-man roster. Vanderbilt associate head coach Scott Brown served as the pitching coach on the Collegiate National Team coaching staff, as the squad earned a bronze medal at Honkbalweek Harlem.

The 2021 Vanderbilt baseball team made an appearance in the College World Series for the second straight NCAA Tournament, marking the second time the program has made consecutive trips to Omaha. The Commodores finished as the national runner-up behind a 49-18 mark, falling one game short of the national title.

Vandy opened the postseason with six consecutive wins, sweeping through the NCAA Nashville Regional before defeating No. 13 East Carolina at home to clinch the program's fifth trip to the College World Series. The Commodores limited the Pirates to just one run across the two-game span, which marked the fewest-ever for Vanderbilt in an NCAA Super Regional.

Making their fourth appearance in Omaha in the last eight years, the Dores used strong comeback efforts in two of their three wins against teams on their side of the bracket. Vandy rallied from an early 3-0 deficit against Arizona to battle back and defeat the Wildcats, 7-6, in a 12-inning thriller before fighting off elimination against Stanford with a ninth-inning walk-off win. The Commodores erased a 4-0 deficit against the Cardinals before winning on a walk-off wild pitch, as Spencer Jones came across to score the winning run in the final frame.

After clinching the program's fifth trip to the College World Series finals, Vanderbilt claimed the opening game of the matchup with Mississippi State, 8-2. Sophomore Jack Leiter worked 6.0 strong innings, while the Commodores jumped out to an early 7-2 advantage before cruising to victory.

Vanderbilt capped the season with four players receiving All-America honors, including unanimous first-team selections Jack Leiter and Kumar Rocker, who tied for the nation's lead in strikeouts with 179 apiece. Enrique Bradfield Jr. recorded 47 stolen bases, which marked the most in the country, while being recognized as a unanimous Freshman All-American and a consensus All-American.

In July, the Commodores had seven players selected in the Major League Baseball Draft, including two top 10 picks. The pitching duo of Leiter and Rocker became the 11th and 12th Vanderbilt players to be taken in the top-10 during the Tim Corbin era. It marked the third time that Vandy has had multiple players selected in the top-10 of the MLB Draft, which is the most of any school in MLB Draft history.

The Commodores capped their shortened 2020 campaign ranked No. 5 by Collegiate Baseball. Vanderbilt led the nation in ERA (1.84) while finishing third in hits allowed per nine innings (5.51), fourth in strikeouts per nine innings (12.1) and fifth in shutouts (4).

Vanderbilt posted an SEC-record 59 wins during its historic 2019 College World Series championship campaign. The Commodores captured the SEC regular season and tournament titles, becoming the first program to accomplish the feat outright since Vandy's 2007 program did so.

The Commodores set single-season records in home runs (100), RBIs (541), walks (339), runs (578) and strikeouts (765). For his efforts, Corbin was named American Baseball Coaches Association and Collegiate Baseball's coach of the year.

In June, Vanderbilt matched an SEC record with 13 players selected in the Major League Baseball Draft. Outfielder JJ Bleday became the ninth Vandy player to be selected in the top-10 in the Tim Corbin era.

The Commodores became the first school to reach the College World Series finals three times since the event moved to TD Ameritrade Park in 2011 and first to win multiple titles at the ballpark.

Right-hander Kumar Rocker etched his name into Commodore lore, becoming the first pitcher in NCAA Super Regional history to toss a no-hitter, doing so behind 19 strikeouts against Duke. The Athens, Georgia, product went on to be named freshman of the year by Baseball America and D1Baseball as well as the College World Series Most Outstanding Player. Rocker was among eight student-athletes to earn All-America status.

Head Coach Tim Corbin

Vanderbilt reached the NCAA Tournament for the 13th straight year in 2018 and advanced to its seventh NCAA Super Regional in nine seasons. The Commodores set a program record and finished fifth nationally with a .981 fielding percentage. With 101 stolen bases, Vandy finished atop the SEC for the third time in six seasons.

The Dores won 10 of their final 14 games highlighted by three straight wins at the NCAA Clemson Regional while capturing the event for a second consecutive season. With the result, Vandy went on to host the Super Regionals for the first time since 2014.

Vanderbilt matched a national-best as four players were named to the 2018 Collegiate Baseball Freshman All-America team (Philip Clarke, Pat DeMarco, Mason Hickman and Austin Martin). Eight players were selected in the MLB Draft including a pair of third-round selections in Connor Kaiser and Reid Schaller.

The 2017 squad captured the program's fourth NCAA Regional title in five years, running off three victories in four days including an 8-0 statement victory to capture the event against host Clemson.

Following the season, Baseball America tabbed juniors Kyle Wright and Jeren Kendall All-America. Four days later, the duo was selected in the first round of the MLB Draft with the fifth pick and 23rd selection, respectively. In total, 15 Commodores have been selected in the first round since Corbin arrived to campus in 2003, including seven in the past four years.

Meanwhile, fresh off a phenomenal sophomore campaign, starting pitcher Patrick Raby became the 17th Commodore to play for USA Baseball's Collegiate National Team not including Corbin, who coached the 2006 team to a 28-2-1 mark while winning the gold medal at the World University Championship in Cuba.

A young roster helped lead the 2016 Vanderbilt squad to a successful season in which the Commodores and Hawkins Field host NCAA Regionals for the fifth time in six seasons before finishing the year 43-19. The season came to an abrupt end in the NCAA Nashville Regional following the tragic death of freshman Donny Everett the night before the tournament began.

The Commodores were led by third-team All-Americans Jeren Kendall and Bryan Reynolds, who combined to drive in 116 runs, score 122 runs and hit 22 home runs – led by Reynolds' 13 homers. Three Vandy freshmen earned freshman All-America status with Alonzo Jones, Ethan Paul and Patrick Raby all earning the honor. Fellow freshman Connor Kaiser picked up All-SEC Freshman honors along with Paul.

Jordan Sheffield led the way for the Dores' pitching staff going 8-6 with a 3.01 ERA and 113 strikeouts over 101.2 innings en route to becoming the 13th first round pick under Corbin and 10th Vanderbilt pitcher to hear his name in the first round when the Los Angeles Dodgers tabbed him with the 36th overall pick. Fellow pitcher Ben Bowden followed quickly in the second round to the Colorado Rockies before Reynolds was selected later in the second round by San Francisco to give the Commodores three selections in the first two rounds of the MLB Draft. John Kilichowski, Jason Delay and Will Toffey were all selected to give Vanderbilt six players selected in the draft, marking the 10th straight year that at least five Commodores have been selected in the draft.

The 2015 Commodores marched back to the College World Series for the second straight year to give the program its first consecutive trips to Omaha. Vanderbilt finished as the national runner-up behind a 51-21 mark, making it the only program in the nation with three straight 50-win seasons.

The Dores rallied to win nine straight games, the team's longest winning streak of the season, in the NCAA Tournament to reach the CWS finals sweeping through the NCAA Nashville Regional in dominant fashion before toppling national seed Illinois on the road to reach Vanderbilt's third trip to the College World Series. Vanderbilt rolled through the NCAA Regional with wins over Lipscomb, Indiana and Radford. The 21-0 victory over Radford shattered the school record for margin of victory in the NCAA Tournament and matched the NCAA mark. The Commodores continued the roll in Illinois with a pair of dominating wins over the Illini to win the school's first road Super Regional. Back in Omaha for the third time in five years, the Commodores rolled through their half of the bracket with a come-from-behind victory over Cal State Fullerton and two wins over TCU. The Dores provided plenty of drama in the win over the Titans, winning on Jeren Kendall's walk-off home run for a 4-3 victory in the resumption of a suspended game. Vandy won it's third straight game at TD Ameritrade Park via the home run in the team's first game against TCU with Zander Wiel's seventh inning solo homer scoring the only run of the game. Vanderbilt breezed into the championship series with a 7-1 victory in the rematch against the Horned Frogs three days later. Vanderbilt claimed the opening game against Virginia 5-1 behind a dominant Carson Fulmer start with the right-hander turn in 7.2 scoreless innings in his final start as a Commodore.

Dansby Swanson and Fulmer led the team in their final season in black and gold earning first-team All-America honors with Swanson picking up National Player of the Year honors from D1Baseball.com and Perfect Game. Fulmer was named National Pitcher of the Year with Swanson earned

the Brooks Wallace Award as the nation's top shortstop. The duo also became the second pair of Vanderbilt teammates and the fourth in the history of the Golden Spikes to be finalists in the same year joining Price and Pedro Alvarez from 2007. Corbin has coached three different pairs of teammates to be finalists for the Golden Spikes with the four Vanderbilt players joining Clemson's Khalil Green and Jeff Baker. Fulmer became the third Vanderbilt pitcher to pick up SEC Pitcher of the Year honors after becoming just the fourth pitcher in the league's history to win the pitching triple crown, leading the nation's premier league in wins, ERA and strikeouts. Freshmen Will Toffey, Jeren Kendall and Kyle Wright were consensus freshman All-America.

Three Commodores were selected in the first round of the MLB Draft, another program first, with Swanson, Fulmer and Walker Buehler all joining a growing group of Vanderbilt first round picks. Swanson became the second Commodore to hear his name called first with the Arizona Diamondbacks taking him No. 1 overall. Vanderbilt is one of two colleges to have multiple top picks with Price and Swanson. Fulmer was taken eighth overall by the Chicago White Sox and Buehler 24th overall by the Los Angeles Dodgers. Fulmer and Buehler became the eighth and ninth Vanderbilt pitchers under Corbin to be selected in the first round joining Jeremy Sowers (6th overall, Cleveland 2004), Price (1st overall, Tampa Bay 2007), Casey Weathers (8th overall, Colorado 2007), Mike Minor (7th overall, Atlanta 2009), Sonny Gray (18th overall, Oakland 2011), Grayson Garvin (59th overall, Tampa Bay 2011) and Tyler Beede (14th overall, San Francisco).

Vanderbilt finished off the school's second national championship and first men's title with a dramatic 3-2 victory over Virginia in the finals of the College World Series to cap a 51-21 season in 2014. The Vanderbilt skipper was named the consensus National Coach of the Year. Corbin's Commodores rose to the occasion in the postseason sweeping through the Nashville Regional with wins over Xavier and Oregon before taking down Stanford in three games of the Super Regional to advance to Vanderbilt's second College World Series in school history. Hawkins Field hosted NCAA Regionals and Super Regionals for the third time in four years. In Omaha, Corbin continued to push the Commodores with wins over rival Louisville in the first round and comeback win over UC Irvine. Vanderbilt reached the championship series with a dramatic, walk-off win over Texas on Tyler Campbell's bases loaded, infield single. The team sealed the national title in the third game thanks to an eighth inning, solo homer from John Norwood and clutch pitching from Adam Ravenelle. The final victory in Omaha gave the Dores a 10-3 record in the NCAA Tournament.

Corbin reached two more milestones during the regular season with his 500th victory at Vanderbilt, a 5-1 victory at Missouri on May 3, 2014, and his 600th career victory with a win at Arkansas on April 19, 2014.

Vanderbilt's middle infield of Swanson and Vince Conde led the way much of the season with the duo earning first team All-SEC honors. Both garnered All-America honors along with freshmen Bryan Reynolds and Hayden Stone, who picked up freshman All-America status. Fulmer was picked as a second team All-SEC and All-Defense team member by the league's coaches. Over the summer the Dores pulled off another program first with four players – Swanson, Fulmer, Bryan Reynolds and Buehler – suiting up for USA Baseball's Collegiate National Team, matching the Collegiate National Team's record for players from one school.

For the second time in his career Corbin was named the SEC Coach of the Year by the league's coaches after the Commodores posted one of the best seasons in school history in 2013. The Commodores matched a school record with a 54-12 mark and smashed the Southeastern Conference record, finishing the conference slate an amazing 26-3. Vanderbilt won every series during the regular season, including nine series sweeps. The squad outscored opponents by an average of 8.2-3.9 runs per game with the pitching staff turning in a sub 3.00 ERA for the second time in three seasons.

The Commodores' SEC regular season championship was the team's second in three years and third under Corbin. For the fourth time in five years the Dores played in the SEC Tournament championship and made their eighth straight NCAA Tournament while hosting regionals for the third time and super regionals for the second time.

Five Commodores earned All-American honors led by first-team All-Americans Tony Kemp and Beede. Kemp became just the second Commodore in history to be named SEC Player of the Year and just the third in league history to win both Freshman of the Year and Player of the Year awards in his career. Over the summer, Beede pitched for Team USA to become the 12th Vanderbilt player to don the stars and stripes.

The 2012 Commodores overcame a slow start to post the team's seventh straight trip to the postseason. The Dores finished the season as one of the hottest teams in the nation winning four consecutive SEC series, including series victories over No. 3 Kentucky and No. 4 LSU. Vanderbilt rolled into the SEC Tournament having won 12 of the last 15 regular season games. Corbin guided the Commodores to the tournament championship game for the sixth time in nine trips, losing to a red-hot Mississippi State team. Vanderbilt made the NCAA Tournament with a trip to the Raleigh Regional finishing runner-up to host NC State to end the season 35-28.

Head Coach Tim Corbin

For the second consecutive season, the Commodores' freshman class was tabbed the nation's best by Baseball America, becoming the first school in the poll's 13-year history to post back-to-back top classes. Vanderbilt's 2012 freshman class was the unanimous top class, also picking up the honor from Collegiate Baseball. Since Corbin's arrival in 2003, Vanderbilt has earned three top-ranked recruiting classes (2005) and is the only school in the nation to have more than two top classes.

In 2012, one of Corbin's prize pupils, Price, was named the American League Cy Young Award winner. Price was the top overall pick by Tampa Bay in 2007 after a stellar career at Vanderbilt. The southpaw went 20-5 with a 2.56 ERA and 205 strikeouts over 211 innings for the Rays to become the first Commodore to win the Cy Young.

The Commodores' magical run to Omaha featured several school records equaled or passed. Vanderbilt won 54 games to match the school record set in 2007 and set the SEC record with 12 players selected in the Major League Baseball draft. Hawkins Field hosted the NCAA Regional round for just the second time in history and Super Regionals for the first time with the Dores sweeping through both rounds en route to the College World Series. Individual awards supplemented the team's success with Grayson Garvin earning SEC Pitcher of the Year and Kemp picking up SEC Freshman of the Year honors. Garvin became the second Vanderbilt pitcher to earn the prestigious league award joining Price, while Kemp is the second Commodore to be named the league's freshman of the year along with Pedro Alvarez. All four awards have come under Corbin's watch. Sonny Gray, Jason Esposito, Aaron Westlake and Garvin all garnered All-American honors with Kevin Ziomek, T.J. Pecoraro, Conrad Gregor and Kemp being named Freshmen All-American.

The 2010 Commodores racked up the second-most wins in school history finishing the year with a 46-20 mark, eventually falling at Florida State in the third game of the Super Regional. In order to get to Florida State the team advanced out of the Louisville regional, a place where the Dores' 2009 season end. During the regular season, Corbin led the Commodores to a 16-12 mark, good enough for third in the Southeastern Conference East Division behind Florida and eventual national champion South Carolina.

In 2009, Corbin took a young squad with seven new offensive starters and molded them into a team that finished with a 37-27 record and runner-up finishes in the SEC tournament and the NCAA Louisville Regional. The 2009 draft featured six Commodores selected, highlighted by junior pitcher Mike Minor's selection with the seventh overall pick by the Atlanta Braves. His selection marked the fifth time in the last three seasons a Vanderbilt student-athlete has been picked in the first round.

In 2008, Corbin guided the Commodores to their second straight 40-win season (41-22) and third consecutive appearance in the NCAA tournament. The Commodores battled through the first half of the season without the services of Preseason Player of the Year Pedro Alvarez and managed to record road sweeps over Mississippi State and Tennessee for the first time in school history.

The 2008 draft had eight Commodores selected, highlighted by Pedro Alvarez who was taken with the second overall pick by the Pittsburgh Pirates. Vanderbilt became the first school in draft history to have the first overall pick (Price in 2007) and second overall pick in consecutive drafts.

In 2007, Corbin guided the Commodores to their best season ever, finishing with a school-record 54 wins. The team also achieved a No. 1 national ranking for the first time in school history and held that honor for 13 of 15 weeks during the regular season.

Vanderbilt also swept through the SEC, winning both the regular season and tournament crown for the first time ever, and it marked the first time an SEC team had done it since 1996. The team lost only one conference series the entire season against SEC West Division winner Arkansas in Fayetteville and avenged the series loss by defeating the Razorbacks in the SEC tournament title game.

The conference recognized Corbin for the work he had done, naming him SEC Coach of the Year. Corbin also picked up co-National Coach of the Year honors from College Baseball Insider and regional Coach of the Year honors by the American Baseball Coaches Association.

The Commodores hosted their first NCAA Regional as the No. 1 national seed and arrived as a power in college baseball. Corbin's success and methods of running the Vanderbilt program has earned him respect among the college and international baseball communities. In the summer of 2006 he managed the USA Baseball National Team to a 28-2-1 record that culminated with a gold medal finish at the International University Sports Federation World University Championship in Havana, Cuba. The .919 winning percentage set a national team high and garnered special recognition by the United States Olympic Committee.

In 2006, he led a youthful Commodore squad to a 38-27 record and sixth-place finish in the rugged SEC. The team was the youngest team in the league, with seven everyday starters being freshmen or sophomores. For the second time in three seasons, Corbin guided the team to the SEC

championship game and the young squad also gained valuable NCAA experience after advancing to the championship round of the Atlanta Regional. The team posted impressive series wins over College World Series participant Georgia, Super Regional participants South Carolina and Ole Miss, and took series on the road against Florida and LSU. The team handed LSU its worst conference loss at home in school history.

In 2005, Corbin directed the squad to its second consecutive 30-win season, an achievement that had not been done in over 15 years. The campaign was highlighted with series wins over Alabama, Mississippi, South Carolina and College World Series participant Tennessee.

In 2004, Corbin not only directed the Commodores to their first NCAA Tournament appearance in 24 years, but their first-ever Super Regional as they swept through the Charlottesville Regional with victories over George Mason, Princeton and host Virginia. In the Super Regional, they fell to the eventual national runner-up, Texas, still carved out a piece of history as the first team in NCAA baseball history to make it that far one year after finishing with a sub-.500 record. Vanderbilt racked up 45 wins, was the only team to rank among the SEC's top five in earned run average (first), batting average (fourth) and fielding percentage (first) and finished with a .703 winning percentage, third-best in the highly competitive conference, which sent nine schools to the NCAA Tournament. The Commodores' school-record .978 fielding percentage was second in the nation, and their 30 error-free games were 11 more than the previous season.

His first Vanderbilt team in 2003 finished 27-28 overall and 14-16 in the SEC, good enough for second in the Eastern Division. It earned a conference tournament berth with a season-ending sweep of Tennessee capped by a dramatic ninth-inning rally in the series finale. The overall and conference victory totals were the most by a first-year Vanderbilt coach and made more impressive by the fact that the Commodores were 12-5 in one-run games. That squad set then school records for fielding percentage (.972), fewest errors in a season (60), most saves in a season (15) and fewest walks allowed in a season (168). The team notched series victories over nationally-ranked conference foes LSU, Auburn and Florida, each among the top 15 at the time. On May 6, 2003, Vanderbilt recorded the first perfect game in school history, which was a collective effort. Four different pitchers contributed to the 4-0 victory over Western Kentucky.

Corbin, along with his coaching staff's recruiting efforts paid off in 2005, 2011 and 2012 as each recruiting class was labeled the nation's best by Baseball America.

Before Corbin was hired as the 21st coach in program history, Vanderbilt had not earned a spot in the conference tournament in a decade but made the post-season tournament in 2004. During the 2004 regular season, Vanderbilt swept a series against Mississippi State for the first time. It was one of three conference whitewashes and one of five series wins in all. His efforts earned him the 2004 Vanderbilt Coach of the Year award and a nomination for the Nashville Sports Council's Sports Person of the Year. Plus, a school-record five players were named to the SEC All-Tournament team, five players were drafted on the first day and seven Vanderbilt players in all were chosen in the Major League Baseball Draft, topped by No. 6 overall pick, Jeremy Sowers.

Corbin came to Vanderbilt following nine seasons as an assistant coach at baseball power Clemson. During his time there (1994-2002), the Tigers had more victories than all but four programs. Clemson won more than 71-percent (434 wins, 172 losses) of its games, captured two Atlantic Coast Conference regular season titles, made nine appearances in the NCAA Tournament and reached the College World Series four times (1995, 1996, 2000 and 2002). The Tigers ended the 2002 season with their ninth consecutive top-25 finish and sixth top 10-finish since 1994. Corbin was promoted twice during his tenure. He received the title of assistant head coach in 1998 and in September 2001 became associate head coach and recruiting coordinator. He crafted a national reputation as one of the most respected assistant coaches in the country while helping produce nine straight top-25 ranked recruiting classes. His on-field work with outfielders and hitters helped 20 Clemson players earn All-America honors and 36 drafted to play professional baseball.

Corbin's dedication and attention to detail caught the eye of the national baseball publication Baseball America on numerous occasions. In 1997, it touted the Clemson coaching staff as one of the top five "College Recruiting Staffs" in the country. It later tabbed the 1999 Tiger freshman class as No. 1 nationally. In 2000, Baseball America and the American Baseball Coaches Association named Corbin its National Assistant Coach of the Year. Also in 2000, Southern California head coach Mike Gillespie served as skipper of the USA Baseball team and chose Corbin as an assistant for his staff. That group guided the Americans to a gold-medal finish at the World Championships in the Netherlands, and that team set a national program record for best winning percentage (.900).

Prior to his tenure at Clemson, Corbin was head coach at Presbyterian College for six seasons beginning in 1988. There he restarted a baseball program that had been dormant for several years. He directed Presbyterian College from NAIA to NCAA Division II status and had a 106-138 overall record. Along the way, the Blue Hose made three consecutive appearances in the South Atlantic playoffs (1991-93), and Corbin earned South Atlantic Coach of the Year honors in 1990.

Student-Athletes and Recruits Drafted Under Corbin

2024		
Owen Hall, RHP	DET	2nd Round
Bryce Cunningham, RHP	NYN	2nd Round
Carter Holton, LHP	ATL	2nd Round
Greysen Carter, RHP	NYN	5th Round
Andrew Dutkanych IV, RHP	STL	7th Round
Davis Diaz, INF/C	OAK	8th Round
Dvin Futrell, LHP	BOS	10th Round
Alan Espinal, C	COL	11th Round

2023		
Max Clark, OF	DET	1st Round (3rd Overall)
Enrique Bradfield Jr., OF	BAL	1st Round (17th Overall)
George Lombard, SS	NYN	1st Round (26th Overall)
Thomas White, LHP	MIA	1st Round (35th Overall)
Alex Clemmey, LHP	CLE	2nd Round
Hunter Owen, LHP	KC	4th Round
Patrick Reilly, RHP	PIT	5th Round
Nick Maldonado, RHP	MIA	8th Round
Thomas Schultz, RHP	WAS	9th Round
RJ Schreck, OF	SEA	9th Round
Grayson Moore, RHP	CHC	14th Round

2022		
Andruw Jones, OF	ARI	1st Round (2nd Overall)
Kumar Rocker, RHP	TEX	1st Round (3rd Overall)
Dylan Lesko, RHP	SD	1st Round (15th Overall)
Brandon Barriera, LHP	TOR	1st Round (23rd Overall)
Spencer Jones, OF	NYN	1st Round (25th Overall)
Noah Schultz, LHP	CWS	1st Round (26th Overall)
Sal Stewart, 3B	CIN	1st Round (32nd Overall)
Karson Milbrandt, RHP	MIA	3rd Round
Dominic Keegan, UTL	TB	4th Round
Chris McElvain, RHP	CIN	8th Round
Ryan Clifford, OF	HOU	11th Round
Javier Vaz	KC	15th Round
Carter Young	BAL	17th Round

2021		
Jack Leiter, RHP	TEX	1st Round (2nd Overall)
Jordan Lawlar, SS	ARI	1st Round (5th Overall)
Kumar Rocker, RHP	NYM	1st Round (10th Overall)
Joshua Baez, OF	STL	2nd Round
Michael Morales, RHP	SEA	3rd Round
Luke Murphy, RHP	LAA	4th Round
CJ Rodriguez, C	OAK	5th Round
Hugh Fisher, LHP	ARI	10th Round
Davis Diaz, INF	ARI	12th Round
Jayson Gonzalez, INF	CWS	17th Round
Carter Holton, LHP	MIL	19th Round
Dominic Keegan, UTL	NYN	19th Round

2020*		
Austin Martin, UTL	TOR	1st Round (5th overall)
Robert Hassell III, OF	SD	1st Round (8th overall)
Pete Crow-Armstrong, OF	NYM	1st Round (19th overall)
Tyler Brown, RHP	HOU	3rd Round
Jake Eder, LHP	MIA	4th Round
Mason Hickman, RHP	CLE	5th Round

*Draft shortened to five rounds

2019		
JJ Bleday, OF	MIA	1st Round (4th overall)
Anthony Volpe, SS	NYN	1st Round (30th overall)
Kendall Williams, RHP	TOR	2nd Round
Trejyn Fletcher, OF	STL	2nd Round
Drake Fellows, RHP	SD	6th Round
Philip Clarke, C	TOR	9th Round
Ethan Paul, SS	PIT	9th Round
Stephen Scott, OF	BOS	10th Round

Zach King, LHP	MIA	13th Round
Jackson Gillis, LHP	MIL	13th Round
Joe Gobillot, LHP	TB	16th Round
AJ Franklin, LHP	KC	17th Round
Patrick Raby, RHP	CIN	17th Round
Pat DeMarco, OF	NYN	17th Round
Jack Leiter, RHP	NYN	20th Round
Ty Duvall, C	OAK	25th Round
Parker Noland, 3B	MIA	31st Round
Spencer Jones, OF	LAA	31st Round
Julian Infante, 1B	MIA	36th Round
Maxwell Romero Jr., C	CIN	38th Round
T.J. McKenzie, SS	STL	39th Round

2018		
Ryan Weathers, LHP	SD	1st Round (7th overall)
Ethan Hankins, RHP	CLE	1st Round (35th overall)
Xavier Edwards, SS	SD	CBA, 38th pick
Will Banfield, C	MIA	CBB, 69th pick
Connor Kaiser, SS	PIT	3rd Round
Ryder Green, OF	NYN	3rd Round
Reid Schaller, RHP	WAS	3rd Round
Chandler Day, RHP	WAS	7th Round
Brett Hansen, RHP	HOU	38th Round
Nick Northcut, 3B	BOS	11th Round
Maddux Conger, RHP	DET	22nd Round
Justin Wilson, RHP	RHP	23rd Round
Alonzo Jones, OF	OAK	25th Round
Ethan Paul, SS	PIT	26th Round
Stephen Scott, OF	MIA	31st Round
Austin Becker, RHP	TEX	37th Round
Kumar Rocker, RHP	COL	38th Round
Isaiah Thomas, OF	COL	39th Round

2017		
Kyle Wright, RHP	ATL	1st Round (5th overall)
Jeren Kendall, OF	LAD	1st Round (23rd overall)
Will Toffey, 3B	OAK	4th Round
Jason Delay, C	PIT	4th Round
Collin Snider, RHP	KC	12th Round
Reed Hayes, RHP	BAL	13th Round
Matt Ruppenthal, RHP	HOU	17th Round
Pat DeMarco	NYN	24th Round
Cooper Davis	OF	25th Round
Tyler Brown, RHP	CIN	26th Round
Jake Eder, LHP	NYM	34th Round
Ro Coleman, OF	DET	34th Round

2016		
Ian Anderson, RHP	ATL	1st Round (3rd overall)
Braxton Garrett, LHP	MIA	1st Round (7th overall)
Jordan Sheffield, RHP	LAD	1st Round (36th overall)
Ben Bowden, LHP	COL	2nd Round
Bryan Reynolds, OF	SF	2nd Round
Thomas Jones, OF	MIA	3rd Round
Jason Delay, C	SF	11th Round
John Kilichowski, LHP	STL	11th Round
Kobie Taylor, OF	TEX	15th Round
Will Toffey, 3B	BAL	25th Round

2015		
Dansby Swanson, SS	ARI	1st Round (1st overall)
Carson Fulmer, RHP	CHW	1st Round (8th overall)
Walker Buehler, RHP	LAD	1st Round (24th overall)
Nolan Watson, RHP	KC	1st Round (33rd overall)
Triston McKenzie, RHP	CLE	1st Round (42nd overall)
Bryce Denton, 3B	STL	2nd Round
Philip Pfeifer, LHP	LAD	3rd Round
Rhett Wiseman, OF	WAS	3rd Round
Darryl Wilson, OF	CHC	4th Round
Tyler Ferguson, RHP	TEX	6th Round

Zander Wiel, 1B	MIN	12th Round
Reggie Pruitt, OF	TOR	24th Round
Donny Everett, RHP	MIL	29th Round
Chandler Day, RHP	CLE	30th Round
Alonzo Jones, SS	CHC	36th Round
John Kilichowski, LHP	CHC	39th Round

2014		
Tyler Beede, RHP	SF	1st Round (14th overall)
Touki Toussaint, RHP	ARI	1st Round (16th overall)
Justus Sheffield, LHP	CLE	1st Round (31st overall)
Cody Reed, LHP	ARI	2nd Round
Adam Ravenelle, RHP	DET	4th Round
Dylan Cease, RHP	CHC	6th Round
Vince Conde, SS	NYN	9th Round
Jared Miller, LHP	ARI	11th Round
Brian Miller, RHP	TB	15th Round
Will Toffey, 3B	NYN	23rd Round
Jeren Kendall, OF	BOS	30th Round

2013		
Kevin Ziomek, LHP	DET	2nd Round
Conrad Gregor, 1B	HOU	4th Round
Tony Kemp, 2B	HOU	5th Round
Connor Harrell, OF	DET	7th Round
Spencer Navin, C	LAD	11th Round
Jordan Sheffield, RHP	BOS	13th Round
Mike Yastrzemski, OF	BAL	14th Round
Aubrey McCarty, INF/P	SF	35th Round
Ro Coleman, INF	CWS	40th Round

2012		
Matt Olson, 1B	OAK	1st Round (47th overall)
Collin Wiles, RHP	TEX	1st Round (53rd overall)
Sam Selman, LHP	KC	2nd Round
Drew VerHagen, RHP	DET	4th Round
Anthony Gomez, SS	MIA	6th Round
Walker Buehler, RHP	PIT	14th Round
Carson Fulmer, RHP	BOS	15th Round
Will Clinard, RHP	DET	19th Round
Rhett Wiseman, OF	CWS	25th Round
Mike Yastrzemski, OF	SEA	30th Round
Connor Harrell, OF	DET	31st Round
Xavier Turner, 3B	BOS	34th Round
Pat Delano, RHP	BOS	35th Round
Dansby Swanson, SS	COL	38th Round
Tyler Ferguson	SF	40th Round

2011		
Sonny Gray, RHP	OAK	1st Round (18th overall)
Tyler Beede, RHP	TOR	1st Round (21st overall)
Kevin Comer, RHP	TOR	1st Round (57th overall)
Grayson Garvin, LHP	TB	1st Round (59th overall)
Jason Esposito, 3B	BAL	3rd Round
Jack Armstrong, RHP	HOU	3rd Round
Aaron Westlake, 1B	DET	3rd Round
Corey Williams, LHP	MIN	3rd Round
Taylor Hill, RHP	WAS	6th Round
Mark Lamm, RHP	ATL	6th Round
Curt Casali, C	DET	10th Round
Shawon Dunston Jr., OF	CHC	11th Round
John Norwood, OF	TOR	12th Round
Navery Moore, RHP	ATL	14th Round
Will Clinard, RHP	MIN	30th Round
Philip Pfeifer, LHP	TEX	44th Round
Adam Ravenelle, RHP	NYN	44th Round
Nevin Wilson, LHP	PHI	44th Round
Joe Loftus, OF	ARI	46th Round

Student-Athletes and Recruits Drafted Under Corbin

2010			2005			1997		
Drew Hayes, RHP	CIN	11th Round	Kyler Burke, OF	SD	1st Round (35th overall)	Matthew LeCroy, C	MIN	1st Round (50th overall)
Kevin Ziomek, LHP	ARI	13th Round	Jensen Lewis, RHP	CLE	3rd Round	Gary Burnham, OF	PHI	22nd Round
Aaron Westlake, 1B/OF	TOR	22nd Round	Ryan Mullins, LHP	MIN	3rd Round	1996		
Taylor Hill, RHP	CLE	30th Round	Mike Baxter, 1B	SD	4th Round	Kris Benson, RHP	PIT	1st Round (1st overall)
Russell Brewer, RHP	COL	31st Round	Jeff Sues, RHP	PIT	5th Round	Billy Koch, RHP	TOR	1st Round (4th overall)
Andrew Giobbi, C	SEA	32nd Round	Ryan Rote, RHP	CWS	5th Round	David Shepard, RHP	CIN	3rd Round
Joel McKeithan, SS	COL	39th Round	Brett Jacobson, RHP	ARI	11th Round	Ken Vining, LHP	CWS	4th Round
Conrad Gregor, 1B/OF	CWS	40th Round	Pedro Alvarez, 3B	BOS	14th Round	Brian Matz, LHP	MON	8th Round
Chase Reid, RHP	STL	41st Round	Warner Jones, INF	DET	17th Round	Paul Galloway, INF	SF	14th Round
Robert Hansen, RHP	STL	45th Round	Tony Mansolino, INF	PIT	26th Round	Doug Livingston, INF	COL	17th Round
T.J. Pecoraro, RHP	HOU	48th Round	Antoan Richardson, OF	SF	35th Round			
2009			Bobby Kennedy, LHP	PHI	39th Round			
Mike Minor, LHP	ATL	1st Round (7th overall)	Kurt Lipton, OF	SF	40th Round			
Caleb Cotham, RHP	NYN	5th Round	Diallo Fon, OF	NYN	49th Round			
Nick Christiani, RHP	CIN	13th Round	2004					
Sam Selman, LHP	LAA	14th Round	Jeremy Sowers, LHP	CLE	1st Round (6th overall)			
Steven Liddle, OF	MIN	15th Round	Kyle Waldrop, RHP	MIN	1st Round (25th overall)			
Drew Hayes, RHP	SEA	22nd Round	Cesar Nicolas, 1B/DH	ARI	5th Round			
Regan Flaherty, INF/OF	SEA	28th Round	Ryan Klosterman, SS	TOR	5th Round			
Michael Yastzemski, OF	BOS	36th Round	Antoan Richardson, OF	ARI	13th Round			
Jonathan White, OF	ARI	40th Round	Jeff Sues, RHP	CLE	14th Round			
2008			David Price, LHP	LAD	19th Round			
Pedro Alvarez, 3B	PIT	1st Round (2nd overall)	Jonathan Douillard, C	CHC	28th Round			
Ryan Flaherty, SS	CHC	1st Round (41st overall)	Ryan Davis, INF	TB	36th Round			
Brett Jacobson, RHP	DET	4th Round	Ryan Rote, RHP	NYN	37th Round			
Ryan Westmoreland, OF	BOS	5th Round	Dominic de la Osa, INF	DET	49th Round			
Jason Esposito, SS	KC	7th Round	2003					
Dominic de la Osa, OF	MIN	11th Round	Robert Ransom, RHP	CHC	23rd Round			
David Macias, OF	CHC	19th Round	Steven Jackson, RHP	CLE	32nd Round			
Shea Robin, C	HOU	20th Round	Greg Del George, INF	CWS	46th Round			
Navery Moore, RHP	BOS	26th Round	2002					
Sonny Gray, RHP	CHC	27th Round	Khalil Greene, SS	SD	1st Round (13th overall)			
Matt Marquis, OF	BOS	28th Round	Michael Johnson, INF	SD	2nd Round			
Joe Loftus, 3B	MIN	29th Round	Jeff Baker, INF	COL	4th Round			
Nick Christiani, RHP	CLE	32nd Round	William Lamura, RHP	CWS	5th Round			
Jack Armstrong, RHP/1B	TEX	36th Round	Matt Henrie, RHP	ARI	7th Round			
Will Clinard, RHP	LAD	37th Round	Stephen Reba, RHP	COL	21st Round			
Alex Feinberg, 2B	COL	43rd Round	Jarrod Schmidt, RHP	CIN	24th Round			
Grayson Garvin, LHP	HOU	45th Round	Ryan Childs, RHP	BAL	33rd Round			
2007			2001					
David Price, LHP	TB	1st Round (1st overall)	Josh Cram, RHP	SF	4th Round			
Casey Weathers, RHP,	COL	1st Round (8th overall)	Patrick Boyd, OF	TEX	7th Round			
Dominic de la Osa, INF/OF	DET	10th Round	Khalil Greene, INF	CHC	14th Round			
Cody Crowell, LHP	TOR	14th Round	Steve Reba, RHP	OAK	16th Round			
Ty Davis, RHP	ARI	22nd Round	Nick Glaser, RHP	PHI	35th Round			
Tyler Rhoden, RHP	CIN	22nd Round	2000					
Jonathan White, OF	MIL	24th Round	Patrick Boyd, OF	TEX	4th Round			
Stephen Shao, LHP	COL	26th Round	Ryan Mottl, RHP	CIN	6th Round			
Kellen St. Luce, LHP	FLA	37th Round	Scott Berney, RHP	COL	18th Round			
Chase Reid, RHP	MIL	42nd Round	1999					
Sean Bierman, LHP	CIN	42nd Round	Mike Paradis, RHP	BAL	1st Round (13th overall)			
Joey Manning, OF	PHI	47th Round	Chris Heck, LHP	SD	5th Round			
2006			Brian Adams, LHP	BOS	11th Round			
Mike Minor, LHP	TB	13th Round	Doug Roper, INF	TOR	26th Round			
Matt Buschmann, RHP	SD	15th Round	Ryan Mottl, RHP	TEX	27th Round			
Brian Hernandez, C	SD	19th Round	Kurt Bultmann, INF	PIT	34th Round			
Casey Weathers, RHP	DET	25th Round	1998					
Greg Moviell, LHP	SEA	26th Round	Matt Padgett, OF	FLA	5th Round			
			Matt White, LHP	CLE	15th Round			

Associate Head Coach Scott Brown



The Brown File

Alma Mater • SUNY-Cortland '00

Family • Wife, Mary;
son, Nolan;
daughters, Kelsey, Riley and Emma

Twitter • @browntown_vandy

The 2025 season is Scott Brown's 13th as the pitching coach and ninth as associate head coach at Vanderbilt. Brown has helped the Commodores go 510-226-1 (.693).

During Brown's tenure, 44 Commodore pitchers have been selected in the MLB Draft, including 13 in the first three rounds.

Brown has helped the Commodores to two national championships, four College World Series finals appearances, 12 NCAA Tournaments and six NCAA Super Regional appearances. Since 2013, 13 different Vandy pitchers have been named All-America.

Brown helped guide Vanderbilt to its 18th consecutive NCAA Tournament berth during the 2024 season. In the 2024 MLB Draft, five Vandy pitchers were selected including a pair of second round picks in Bryce Cunningham and Carter Holton.

Vanderbilt hosted an NCAA Tournament Regional after taking home the 2023 SEC Tournament Championship. The Commodores finished the season with a 42-20 mark. Vandy's pitching staff ranked top-4 in Division I in hits allowed per nine innings (7.26) and WHIP (1.27) and ranked 17th in ERA (4.27).

The 2022 Vanderbilt pitching staff tallied a nation-leading 10 shutouts across the 2022 campaign, which marked the second-highest total for the program during Brown's tenure. The Commodores were led by the freshman left-handed duo of Carter Holton and Devin Futrell, who ranked first and second on the team in wins, respectively, and both received Freshman All-America honors.

The Commodores closed out the season with a 3.95 ERA, which ranked 12th in the nation and second in the SEC. The Vanderbilt arms ranked third in the country in hits allowed per nine innings with a mark of 6.26, while posting the eighth-best WHIP in the nation at a mark of 1.27.

In July, Brown was named to the 2022 USA Baseball Collegiate National Team Coaching Staff, serving as the team's pitching coach. He helped guide the red, white and blue to a bronze medal at Honkbalweek Haarlem.

Brown's USA pitching staff sported a 0.70 ERA across the seven games of action, allowing just five earned runs across 49.2 innings of work. The pitching staff struck out 62 batters, while notching shutout performances in three of their seven contests.

Vanderbilt concluded its 2021 season with a second straight appearance to the College World Series, marking the second time the program has made consecutive trips to Omaha. The Commodores finished as the national runner-up behind a 49-18 mark, falling one game short of the national title.

Vandy set a program record with 790 strikeouts, which ranked second in the nation. The pitching duo of Kumar Rocker and Jack Leiter tied for the nation's lead in strikeouts with 179 apiece, becoming the first pair of teammates to lead the country in strikeouts in at least 30 seasons.

Rocker tied a program single-season record in wins with 14, which placed him first in the country, while Leiter ranked sixth in the nation with 11 wins on the campaign. Rocker and Leiter were tabbed finalists for both the Golden Spikes Award and the Dick Howser Trophy, becoming the third Vanderbilt duo to do so in the same season.

The Commodores closed out the campaign with a 3.46 ERA, which ranked eighth in the nation and led the SEC, while notching eight shutouts on the season. The Vandy pitching staff led the country in hits allowed per nine innings with a mark of 6.26, while posting the second-best WHIP in the nation at a mark of 1.11.

In July, Leiter and Rocker were both selected in the top-10 of the Major League Baseball Draft, marking the second time that Vanderbilt has had multiple top-10 picks since Brown's arrival to Nashville.

The Commodores capped their shortened 2020 campaign ranked No. 5 by Collegiate Baseball. Vanderbilt led the nation in ERA (1.84) while finishing third in hits allowed per nine innings (5.51), fourth in strikeouts per nine innings (12.1) and fifth in shutouts (4). Vanderbilt tossed three consecutive shutouts for the first time since 2011, doing so from Feb. 18-21.

In 2019, Vanderbilt led the nation with 765 strikeouts, marking the third time in six seasons the Commodores have accomplished the feat. Three pitchers finished in the top-15 nationally in wins including right-hander Drake Fellows, who matched a national-best with 13.

All six draft-eligible pitchers were selected in the 2019 MLB Draft including Fellows who was taken in the sixth round by the San Diego Padres. Reliever Tyler Brown set a school record with 17 saves, a mark that ranked second nationally and tops in the SEC.

Right-hander Kumar Rocker burst into the spotlight, being named the College World Series Most Outstanding Player in addition to being tabbed freshman of the year by Baseball America and D1Baseball.com. In a 3-0 win over Duke in the NCAA Super Regional on June 8, Rocker threw Vanderbilt's first individual no-hitter since 1971. Rocker set a Vanderbilt postseason record for strikeouts (19), surpassing David Price's mark of 17 against Austin Peay in 2007.

The Commodores finished the 2018 season ranked 20th nationally with 9.4 strikeouts per nine innings. Right-hander Mason Hickman was named freshman All-America following while four Commodores heard their name called during the MLB Draft.

The 2017 season resulted in Brown's fifth first-round arm taken in the MLB Draft when the Atlanta Braves selected Kyle Wright with the fifth overall pick. The right-hander started 16 games for the Commodores and went 5-6 with a 3.40 ERA. He struck out a team-high 121 in 103.1 innings pitched. He was named first-team All-SEC, joining Carson Fulmer as Commodore pitchers to nab first-team honors.

Wright teamed with sophomore Patrick Raby to give Vanderbilt one of the best tandems in the country. Raby with 10-4 with a 2.73 ERA in 16 starts. He tossed a team-high 105.1 innings. Starters Drake Fellows and Chandler Day rounded into form as the season progressed. Fellows started 10 games and pitched in 16 overall. He posted a 3-3 record with a 3.30 ERA in 62.2 innings. Day went 7-2 with a 3.78 ERA in 13 games (12 starts).

Brown's staff posted five shutouts to run the total to 35 during his tenure. The pitching staff led the SEC in hits allowed per nine innings. The group yielded only 7.47 hits per nine, sixth-best in the country.

Brown's fourth season on West End featured another first-round pick in Jordan Sheffield, his fourth with the Commodores. Sheffield headlined a young pitching staff that punched out 593 batters and walked just 211, the team's fewest since 2011. The staff also combined for nine shutouts. Junior Ben Bowden's 10 saves led the Commodores and placed him fourth in a single season at Vanderbilt all-time.

Sophomore Kyle Wright blossomed in a move from the bullpen to the starting rotation, going 8-4 with a 3.09 ERA in 16 starts. Wright earned second team All-SEC honors after going 5-3 with a 1.76 ERA in his 10 league starts. Brown also developed freshman Patrick Raby into a freshman All-American and freshman All-SEC pitcher in his first season. Raby started 10 games for the Commodores, going 7-1 with a 2.61 ERA.

For the second straight season, Brown's pitching staff broke the school record for strikeouts, smashing 2014's total with 703 strikeouts as the Commodores marched back to the College World Series finals for the second straight year. For the third time under Brown, Vandy posted a team ERA under 3.00 (2.84), marking the first time in program history the team has posted three consecutive team ERAs under 3.00. The Commodores' 14 shutouts led the nation and also set a program standard.

The Vanderbilt pitching staff held two first round picks in Carson Fulmer (8th overall) and Walker Buehler (24th overall) and a third-round pick in Philip Pfeifer. Fulmer matched the school record with 14 wins en route to National Pitcher of the Year honors and being named consensus first team All-America as well as SEC Pitcher of the Year. He became the fourth pitcher in league history to win the pitching triple crown, leading America's best conference in wins, ERA and strikeouts. Fulmer's career ERA of 1.99 is just the second sub-2.00 career ERA in school history, joining the legendary Jeff Peeples.

Associate Head Coach Scott Brown

Brown developed Kyle Wright into a freshman All-American as the right-hander moved into the team's closer role at the end of the season, finishing the year with a 6-1 record and 1.23 ERA.

Brown's second Vandy pitching staff set the school record with 636 strikeouts, passing the epic 2007 pitching staff that featured David Price and Casey Weathers. The Dores' pitching staff also posted a sub-3.00 ERA for the second straight season under Brown with a 2.90 team ERA led by All-SEC pitcher Carson Fulmer, whose 1.98 ERA was the fifth-lowest in school history and lowest since 1973.

Fulmer's low ERA marked the second straight season that a Commodore pitcher posted an ERA in the top 10 in school history. Fulmer also led the team with 10 saves before seamlessly transitioning to the starting rotation midway through conference play.

The staff also featured first-round pick Tyler Beede, who led the team with 116 strikeouts, and 12-game winner Walker Buehler. Buehler's 12 wins matched the third-most in a single-season by a Commodore.

Brown again developed a freshman into a freshman All-American with Hayden Stone earning the honor. Stone's freshman campaign was phenomenal with the right-hander striking out 80 in 58 innings. Brown developed one freshman pitcher into a freshman All-American in each of his first three seasons at Vanderbilt.

The Commodores' pitching staff posted one of the best years in Vanderbilt history in Brown's first season going 54-12 with 24 saves and a team ERA of 2.76 - marking the second time in three years the Dores have posted a sub-3.00 ERA. The Vandy pitching staff was dominant led by All-Americans Tyler Beede, Kevin Zimek and Brian Miller leading the way with freshman All-American Carson Fulmer playing a key role. Beede and Zimek paired up to be a force for the Commodores combining to win 25 games with Beede winning a school record 14 games. Miller became the school's all-time saves leader with a school single-season record 16 saves in 2013 to give him 21 in his first two seasons.

Brown's work with freshmen Fulmer, Buehler and Tyler Ferguson was evident as the trio improved throughout the season. Fulmer blossomed into one of the Dores' most valuable pitchers in the bullpen down the stretch. Buehler spent time in the weekend starting rotation and Ferguson started four midweek games for the squad going 3-1.

Brown joined the Commodores after nine successful seasons at St. John's as the Red Storm's pitching coach. During his time at St. John's, Brown oversaw remarkable progress in the Red Storm pitching staff, a group that has had 15 players sign professional contracts in eight seasons. Four pitchers (Rob Delaney, Craig Hansen, Anthony Varvaro and Scott Barnes) that Brown mentored at St. John's have played major league baseball.

Led by first-team All-Big East and second team all-region honoree Kyle Hansen, the 2011 staff tossed four shutouts, had 399 strikeouts and limited opponents to just a .261 average. Hansen, who tossed a complete-game shutout against Notre Dame, set a school-record with 107.2 innings pitched and finished with 106 strikeouts, good for sixth all-time.

The 2010 pitching staff helped the team win a school-record 43 games and racked up 455 strikeouts, second-most in school history. A third-team All-Big East selection, freshman Kyle Hansen earned freshman All-America honors from Baseball America, Louisville Slugger and the NCBWA, and was the Big East Tournament Most Outstanding Player. Three players were drafted in the MLB Draft, and alums Rob Delaney and Anthony Varvaro each made their Major League debuts.

A season after seven pitchers graduated or were drafted, a young 2009 staff that featured four freshmen ranked sixth in the Big East with 328 strikeouts. Brown also had two of his alums, Rob Delaney and Anthony Varvaro, added to MLB 40-man rosters.

Brown helped lead the 2008 pitching staff to a 3.78 ERA, which ranked first in the Big East and ninth in the country, and gave the Red Storm staff an ERA that ranked in the top 10 nationally for the third straight season. Lefty George Brown was a second-team All-American, Big East Pitcher of the Year and a first team all-conference selection, while Scott Barnes (first team) and Colin Lynch (second team) also earned all-conference honors. Five players were also selected in the MLB Draft, as Barnes (8th round), Justin Gutsie (14th), Jared Yecker (22nd), Brown (27th) and Lynch (40th) all signed professional contracts.

The 2007 staff posted a 3.48 ERA, which ranked 10th in the country and second in the Big East, and two pitchers earned All-Big East recognition as southpaw Scott Barnes was named to the first team and lefty George Brown earned third-team honors.

In his third season at St. John's, Brown guided the 2006 pitching staff to an ERA (3.21) that ranked fifth in the country.

The 2005 Red Storm staff had a combined 3.38 ERA and set a school record with a conference-leading 499 strikeouts. Craig Hansen and Anthony Varvaro each earned All-America honors, while Hansen was named Big East Pitcher of the Year. Four pitchers went on to sign professional contracts. Hansen went on to become the first player in Red Sox history to make his major league debut the same year he was drafted.

In 2004, his first season at St. John's, Brown guided the Red Storm pitching staff to a 3.86 ERA, which ranked second in the Big East and was nearly a run-and-a-half better than the previous season.

From 2002-04, Brown served as the head coach of the Sanford Mainers of the New England Collegiate Baseball League, one of the top summer wooden-bat leagues in the nation. Brown was named the league's manager of the year.

Brown came to St. John's from the State University of New York at Cortland, where he served four years as an assistant coach.

Brown first entered the coaching ranks after a stellar three-year pitching career at Cortland. A second team All-American in 1999 after going 9-1 with a 2.03 ERA, Brown racked up 19 career victories at Cortland, a mark that tied for fifth-most in school history.

Brown and his wife Mary have one son, Nolan, twin daughters, Kelsey and Riley, and daughter Emma.

Coaching Staff



Jayson King
Hitting Coach
1st season at Vanderbilt
Framingham State College '93

Jayson King joined the Vanderbilt coaching staff in July 2024 as an assistant coach.

King came to Vandy after seven seasons as head coach at Dayton. King has 27 years of head coaching experience with 840 career victories including 165 with the Flyers. Prior to Dayton, King was the associate head coach and recruiting coordinator at Army for the 2017 season after spending the previous 18 seasons as head coach at NCAA Division II Franklin Pierce.

At Franklin Pierce, he led the Ravens to 10 NE-10 Conference championships, seven NCAA Northeast Regional appearances, and seven trips to the NCAA Division II College World Series. King earned the American Baseball Coaches Association (ABCA) Northeast Region Coach of the Year honor on seven occasions, most recently in 2016. He was also selected the Division II Coach of the Year by the New England Intercollegiate Baseball Association (NEIBA) seven times.

A 1993 graduate of Framingham State (Mass.) College, King received a bachelor's degree in sociology while playing four seasons for the Rams. He went on to earn his master's degree in physical education in 1996 from Springfield (Mass.) College.


In July 2023, King had 2023 ace Mark Manfredi selected in the ninth round of the MLB Draft by the Milwaukee Brewers, marking the highest pick in program history. Two others, Riley Tirotta and Mariano Ricciardi, were selected in 2021 under King's tutelage, becoming the first FlyBoys drafted since 2012, and the first time a pair of Flyers were picked since 2010.

The 2021 season saw the Flyers hit 69 home runs, the third-most in a season in program history and strike out 436 opposing hitters, the second-highest total from a Dayton team.

In 2019, the Flyers went 32-26-1 and advanced to the championship game of the Atlantic 10 Tournament. The team's 32 wins were also the program's most since the 2011 season. Dayton also set the program record with 491 strikeouts by Flyer pitchers.

Dayton saw its conference winning percentage improve by 30 percent from the 2017 and 2018 combined seasons to the 2019 and 2021 seasons, the sixth-highest increase of any school in Division I.

His first full recruiting class at Dayton was ranked in the top 100 in the nation by Perfect Game and No. 2 in the Atlantic 10 Conference.



Ty Blankmeyer
Assistant Coach
1st season at Vanderbilt
St. John's '16

Ty Blankmeyer joined the Vanderbilt coaching staff in July 2024 after two seasons as an assistant coach and recruiting coordinator at Duke. Prior to Duke, Blankmeyer spent one season on the staff at Wake Forest.

In 2024, under Blankmeyer's guidance, the Blue Devils set a new program high with a .980 fielding percentage. Duke won its second ACC Tournament championship in Charlotte, North Carolina, while not recording an error in all four games. On the offensive side, Duke broke the home run record after blasting 116 on the season and shattered the program record for runs scored with 501.


In his one year on the staff at Wake Forest as a volunteer assistant coach, Blankmeyer was instrumental in the team's base running and fielding improvements. Wake finished sixth in the ACC with a .973 fielding percentage, eight spots higher than the Demon Deacons' finish the year prior.

A native of Morristown, New Jersey, he enjoyed an impressive career at St. John's from 2012-16 where he helped lead the program to the Big East regular-season and tournament titles in 2015 under his father, Ed – the winningest coach in St. John's history with 829 victories.

His grandfather, Mike Sheppard Sr., was a legendary baseball coach at Seton Hall, winning 998 games, making 10 NCAA Tournament appearances and two College World Series runs.

Blankmeyer was selected by the Cincinnati Reds in the 2016 MLB Draft and hit .280 in the Pioneer League before stepping into a player development role with the franchise at the Arizona Complex League (AZL), working alongside Jose Nieves and Barry Larkin. From there, he moved to the Milwaukee Brewers where he managed all scouting responsibilities in the Northeast region for five seasons.

Staff



Walker Grisanti
Strength and Conditioning Coach
5th season at Vanderbilt
Vanderbilt '19




Amy Elkus
Director • Baseball Operations
5th season at Vanderbilt
Kentucky '14



Tyler Herb
Quality Control
1st season at Vanderbilt
Coastal Carolina '14



Josh Foster
Director • External Affairs
5th season at Vanderbilt
Alabama '17




Chris Matarazzo
Athletic Trainer
9th season at Vanderbilt
Springfield College '12



Zach Monash
Video Coordinator
2nd season at Vanderbilt
Arizona '13




Brandon Barak
Director • Player Development
10th season at Vanderbilt
Illinois '12



John Michael Morris
Director of Recruiting
3rd season at Vanderbilt
Middle Tennessee '11



Bailey Provo
Equipment Manager
4th season at Vanderbilt
Lipscomb '21



Ro Coleman
Maggie Corbin Minority Baseball Apprentice
2nd season at Vanderbilt
Vanderbilt '17

2024 Statistics

Player	avg	gp-gs	ab	r	h	2b	3b	hr	rbi	tb	slg%	bb	hp	so	gdp	ob%	sf	sh	sb-att	po	a	e	fld%
42 RJ Austin	.335	60-60	242	49	81	14	2	5	54	114	.471	23	7	38	2	.402	4	1	28-33	327	42	5	.987
1 Matthew Polk	.316	52-51	187	35	59	16	1	5	21	92	.492	7	11	38	4	.372	2	2	8-9	92	0	2	.979
3 Jayden Davis	.315	46-45	168	34	53	12	1	2	36	73	.435	18	5	21	7	.394	2	0	2-3	53	103	9	.945
13 Jonathan Vastine	.299	60-60	211	44	63	18	2	10	42	115	.545	26	5	66	3	.384	3	8	12-15	64	128	8	.960
45 Alan Espinal	.289	59-59	211	48	61	15	0	13	49	115	.545	33	6	79	1	.398	1	1	4-4	478	24	1	.998
28 Camden Kozeal	.284	43-35	148	24	42	8	0	5	28	65	.439	14	2	32	2	.349	2	1	1-1	16	22	2	.950
19 Troy LaNeve	.265	49-43	147	30	39	14	2	6	33	75	.510	19	10	48	2	.384	1	0	1-1	54	2	1	.982
11 Davis Diaz	.248	61-60	226	44	56	10	0	7	39	87	.385	30	6	44	4	.350	1	2	4-6	30	100	6	.956

9 Raymond Velazquez	1.000	3-0	1	0	1	0	0	0	0	1	1.000	0	0	0	0	1.000	0	0	0-0	2	1	0	1.000
18 JD Rogers	.333	16-5	15	4	5	0	0	1	1	8	.533	4	0	5	0	.474	0	1	0-0	6	0	0	1.000
21 Calvin Hewett	.295	54-38	122	31	36	6	2	2	22	52	.426	15	11	23	1	.419	0	3	26-28	96	1	2	.980
16 Jack Bulger	.289	30-18	76	8	22	1	0	3	16	32	.421	7	4	16	0	.371	2	0	3-3	40	4	0	1.000
26 Braden Holcomb	.252	35-30	103	24	26	7	0	5	17	48	.466	15	0	43	1	.345	1	0	1-1	120	5	3	.977
10 Jacob Humphrey	.227	40-10	44	16	10	2	1	2	9	20	.455	8	0	15	0	.346	0	3	12-13	28	0	0	1.000
44 Colin Barczy	.208	29-19	72	11	15	2	0	2	8	23	.319	7	3	26	1	.298	2	0	0-0	0	0	0	.000
5 Logan Poteet	.207	11-8	29	5	6	0	0	3	10	15	.517	1	0	10	0	.226	1	0	0-0	88	3	0	1.000
25 Matt Ossenfort	.182	6-3	11	2	2	1	0	1	1	6	.545	1	0	6	1	.250	0	0	0-0	23	0	0	1.000
8 Chris Maldonado	.154	5-5	13	3	2	0	0	0	1	2	.154	5	2	3	0	.450	0	0	0-0	35	4	0	1.000
Totals	.286	61	2026	412	579	126	11	72	387	943	.465	233	72	513	29	.376	22	22	102-117	1568	505	49	.977
Opponents	.243	61	1971	347	478	95	4	76	318	809	.410	235	80	595	38	.344	18	24	33-46	1520	532	59	.972

LOB - Team (444), Opp (413). DPs turned - Team (41), Opp (34). CI - Team (0), Opp (1). IBB - Team (1), Austin 1, Opp (5).
Picked off - Hewett 3, Diaz 1, Kozeal 1, Austin 1.

(All games Sorted by Earned run avg)

Player	era	w-l	app	gs	cg	sho	sv	ip	h	r	er	bb	so	2b	3b	hr	b/avg	wp	hp	bk	sfa	sha
97 Bryce Cunningham	4.36	7-4	16	16	1	1/1	0	84.2	69	49	41	34	96	17	0	14	.217	7	6	0	3	0
20 Carter Holton	5.19	6-5	15	13	0	0/0	0	69.1	63	45	40	27	98	8	1	10	.235	6	8	0	1	2

90 Miller Green	3.16	2-4	20	0	0	0/1	3	31.1	26	17	11	9	34	0	1	3	.232	5	8	0	2	1
89 Ethan McElvain	3.24	1-2	11	4	0	0/0	0	25.0	20	13	9	15	29	7	0	3	.227	1	3	0	0	2
80 Andrew Dutkanych IV	3.38	0-0	5	1	0	0/0	0	10.2	7	4	4	6	14	3	0	1	.189	2	1	0	1	1
22 JD Thompson	4.15	5-2	14	12	0	0/1	0	52.0	47	27	24	18	74	11	0	4	.245	3	11	0	2	4
77 Alex Kranzler	4.43	0-1	14	0	0	0/0	0	20.1	14	15	10	11	24	1	0	5	.182	1	5	0	0	1
34 Brennan Seiber	5.06	3-0	23	1	0	0/0	5	42.2	36	27	24	12	37	6	0	8	.226	4	5	0	4	2
33 Luke Guth	5.40	1-2	12	0	0	0/0	0	18.1	15	11	11	9	20	4	0	5	.224	1	3	0	1	0
95 Devin Futrell	5.40	4-1	12	10	1	1/1	1	48.1	53	33	29	10	44	15	0	7	.283	1	5	0	1	6
17 Ryan Ginther	5.70	1-0	22	0	0	0/0	5	30.0	28	19	19	16	31	3	1	4	.255	5	7	0	0	2
36 Levi Huesman	6.00	1-0	10	0	0	0/0	0	12.0	14	9	8	10	13	4	0	1	.298	2	2	0	0	1
98 Greysen Carter	6.58	4-2	18	4	0	0/0	3	39.2	38	33	29	31	38	6	0	4	.250	9	5	1	1	0
40 Sam Hliboki	9.64	1-0	13	0	0	0/0	0	23.1	33	27	25	9	25	7	0	4	.337	0	5	0	2	1
38 David Horn Jr.	10.00	0-0	10	0	0	0/0	0	9.0	8	11	10	11	9	1	1	2	.222	1	6	0	0	1
88 Sawyer Hawks	10.50	2-0	5	0	0	0/0	0	6.0	7	7	7	7	9	2	0	1	.304	1	0	0	0	0
Totals	5.18	38-23	61	61	2	4/2	17	522.2	478	347	301	235	595	95	4	76	.243	49	80	1	18	24
Opponents	6.47	23-38	61	61	1	3/2	11	506.2	579	412	364	233	513	126	11	72	.286	71	72	3	22	22

PB - Team (11), Espinal 11, Opp (12). Pickoffs - Team (6), McElvain 3, Hliboki 1, Holton 1, Hawks 1, Opp (6). SBA/ATT -
Espinal (25-31), Bulger (5-7), Futrell (4-6), Seiber (4-5), Green (4-5), Poteet (3-4), Cunningham (2-4), Hliboki (4-4),
Holton (2-4), Guth (1-3), Kranzler (3-3), Carter (2-3), McElvain (2-3), Horn (2-2), Hawks (2-2), Huesman (0-1), Dutkanych
(1-1).

2024 Statistics

Multiple Hit Games

Player	2	3	4	5+	Tot
42 RJ Austin.....	15	7	1	1	24
13 Jonathan Vastine.....	15	2	1	-	18
45 Alan Espinal.....	14	2	1	-	17
1 Matthew Polk.....	10	6	-	-	16
11 Davis Diaz.....	13	3	-	-	16
3 Jayden Davis.....	7	5	1	-	13
28 Camden Kozeal.....	10	-	2	-	12
19 Troy LaNeve.....	9	2	-	-	11
21 Calvin Hewett.....	6	3	-	-	9
26 Braden Holcomb.....	4	2	-	-	6
16 Jack Bulger.....	3	1	-	-	4
44 Colin Barczi.....	3	-	-	-	3
10 Jacob Humphrey.....	2	1	-	-	3
5 Logan Poteet.....	1	-	-	-	1
18 JD Rogers.....	1	-	-	-	1
TEAM.....	113	34	6	1	154

Multiple RBI Games

Player	2	3	4	5+	Tot
45 Alan Espinal.....	11	3	1	1	16
42 RJ Austin.....	3	5	3	-	11
3 Jayden Davis.....	8	2	1	-	11
13 Jonathan Vastine.....	5	5	-	-	10
11 Davis Diaz.....	7	2	-	-	9
19 Troy LaNeve.....	2	3	1	1	7
26 Braden Holcomb.....	4	1	-	1	6
1 Matthew Polk.....	5	-	-	-	5
21 Calvin Hewett.....	4	1	-	-	5
28 Camden Kozeal.....	2	1	-	1	4
5 Logan Poteet.....	2	1	-	-	3
16 Jack Bulger.....	3	-	-	-	3
44 Colin Barczi.....	2	-	-	-	2
10 Jacob Humphrey.....	-	1	1	-	2
TEAM.....	58	25	7	4	94

Hitting Streaks

45 Alan Espinal.....	11
3 Jayden Davis.....	10
42 RJ Austin.....	9
1 Matthew Polk.....	8
28 Camden Kozeal.....	8
13 Jonathan Vastine.....	7
21 Calvin Hewett.....	6
16 Jack Bulger.....	6
19 Troy LaNeve.....	6
11 Davis Diaz.....	6
10 Jacob Humphrey.....	5
44 Colin Barczi.....	5
26 Braden Holcomb.....	4
5 Logan Poteet.....	3
8 Chris Maldonado.....	2
25 Matt Ossenfort.....	2
18 JD Rogers.....	2

Category Leaders (Offense)

Batting avg

1. 42 RJ Austin	.335
2. 1 Matthew Polk	.316
3. 3 Jayden Davis	.315
4. 13 Jonathan Vastine	.299
5. 45 Alan Espinal	.289

Runs scored

1. 42 RJ Austin	49
2. 45 Alan Espinal	48
3. 11 Davis Diaz	44
13 Jonathan Vastine	44
5. 1 Matthew Polk	35

Doubles

1. 13 Jonathan Vastine	18
2. 1 Matthew Polk	16
3. 45 Alan Espinal	15
4. 42 RJ Austin	14
19 Troy LaNeve	14

Total bases

1. 45 Alan Espinal	115
13 Jonathan Vastine	115
3. 42 RJ Austin	114
4. 1 Matthew Polk	92
5. 11 Davis Diaz	87

Sac bunts

1. 13 Jonathan Vastine	8
2. 21 Calvin Hewett	3
10 Jacob Humphrey	3
4. 1 Matthew Polk	2
11 Davis Diaz	2

Caught stealing

1. 42 RJ Austin	5
2. 13 Jonathan Vastine	3
3. 21 Calvin Hewett	2
11 Davis Diaz	2
5. 3 tied at.....	1

Strikeouts

1. 45 Alan Espinal	79
2. 13 Jonathan Vastine	66
3. 19 Troy LaNeve	48
4. 11 Davis Diaz	44
5. 26 Braden Holcomb	43

At bats

1. 42 RJ Austin	242
2. 11 Davis Diaz	226
3. 45 Alan Espinal	211
13 Jonathan Vastine	211
5. 1 Matthew Polk	187

Games as sub

1. 10 Jacob Humphrey	30
2. 21 Calvin Hewett	16
3. 16 Jack Bulger	12
4. 18 JD Rogers	11
5. 44 Colin Barczi	10

Slugging pct

1. 13 Jonathan Vastine	.545
45 Alan Espinal	.545
3. 19 Troy LaNeve	.510
4. 1 Matthew Polk	.492
5. 42 RJ Austin	.471

Hits

1. 42 RJ Austin	81
2. 13 Jonathan Vastine	63
3. 45 Alan Espinal	61
4. 1 Matthew Polk	59
5. 11 Davis Diaz	56

Triples

1. 13 Jonathan Vastine	2
19 Troy LaNeve	2
21 Calvin Hewett	2
42 RJ Austin	2
5. 3 tied at.....	1

Walks

1. 45 Alan Espinal	33
2. 11 Davis Diaz	30
3. 13 Jonathan Vastine	26
4. 42 RJ Austin	23
5. 19 Troy LaNeve	19

Sac flies

1. 42 RJ Austin	4
2. 13 Jonathan Vastine	3
3. 5 tied at.....	2

Steal attempts

1. 42 RJ Austin	33
2. 21 Calvin Hewett	28
3. 13 Jonathan Vastine	15
4. 10 Jacob Humphrey	13
5. 1 Matthew Polk	9

Grounded into DP

1. 3 Jayden Davis	7
2. 1 Matthew Polk	4
11 Davis Diaz	4
4. 13 Jonathan Vastine	3
5. 3 tied at...	2

Games played

1. 11 Davis Diaz	61
2. 13 Jonathan Vastine	60
42 RJ Austin	60
4. 45 Alan Espinal	59
5. 21 Calvin Hewett	54

On base pct

1. 42 RJ Austin	.402
2. 45 Alan Espinal	.398
3. 3 Jayden Davis	.394
4. 19 Troy LaNeve	.384
5. 13 Jonathan Vastine	.384

Runs batted in

1. 42 RJ Austin	54
2. 45 Alan Espinal	49
3. 13 Jonathan Vastine	42
4. 11 Davis Diaz	39
5. 3 Jayden Davis	36

Home runs

1. 45 Alan Espinal	13
2. 13 Jonathan Vastine	10
3. 11 Davis Diaz	7
4. 19 Troy LaNeve	6
5. 4 tied at.....	5

Hit by pitch

1. 21 Calvin Hewett	11
1 Matthew Polk	11
3. 19 Troy LaNeve	10
4. 42 RJ Austin	7
5. 2 tied at.....	6

Stolen bases

1. 42 RJ Austin	28
2. 21 Calvin Hewett	26
3. 10 Jacob Humphrey	12
13 Jonathan Vastine	12
5. 1 Matthew Polk	8

Stolen base pct

1. 45 Alan Espinal	1.000
28 Camden Kozeal	1.000
19 Troy LaNeve	1.000
4. 1 Matthew Polk	.889
5. 42 RJ Austin	.848

Total plate appearances

1. 42 RJ Austin	277
2. 11 Davis Diaz	265
3. 13 Jonathan Vastine	253
4. 45 Alan Espinal	252
5. 1 Matthew Polk	210

Game starts

1. 11 Davis Diaz	60
13 Jonathan Vastine	60
42 RJ Austin	60
4. 45 Alan Espinal	59
5. 1 Matthew Polk	51

2024 Statistics

Category Leaders (Pitching)

Earned run avg		Opposing bat avg		Won-loss pct	
1. 97 Bryce Cunningham	4.36	1. 97 Bryce Cunningham	.217	1. 97 Bryce Cunningham	.636
2. 20 Carter Holton	5.19	2. 20 Carter Holton	.235	2. 20 Carter Holton	.545
Wins		Losses		Saves	
1. 97 Bryce Cunningham	7	1. 20 Carter Holton	5	1. 34 Brennan Seiber	5
2. 20 Carter Holton	6	2. 97 Bryce Cunningham	4	17 Ryan Ginther	5
3. 22 JD Thompson	5	90 Miller Green	4	3. 90 Miller Green	3
4. 95 Devin Futrell	4	4. 4 tied at...	2	98 Greysen Carter	3
98 Greysen Carter	4			5. 95 Devin Futrell	1
Innings pitched		Batters struck out		Appearances	
1. 97 Bryce Cunningham	84.2	1. 20 Carter Holton	98	1. 34 Brennan Seiber	23
2. 20 Carter Holton	69.1	2. 97 Bryce Cunningham	96	2. 17 Ryan Ginther	22
		3. 22 JD Thompson	74	3. 90 Miller Green	20
		4. 95 Devin Futrell	44	4. 98 Greysen Carter	18
		5. 98 Greysen Carter	38	5. 97 Bryce Cunningham	16
Games started		Games finished		Games in relief	
1. 97 Bryce Cunningham	16	1. 34 Brennan Seiber	12	1. 17 Ryan Ginther	22
2. 20 Carter Holton	13	2. 90 Miller Green	10	34 Brennan Seiber	22
3. 22 JD Thompson	12	3. 17 Ryan Ginther	9	3. 90 Miller Green	20
4. 95 Devin Futrell	10	4. 3 tied at.....	5	4. 98 Greysen Carter	14
5. 2 tied at.....	4			77 Alex Kranzler	14
Wild pitches		Balks		Hit batters	
1. 98 Greysen Carter	9	1. 98 Greysen Carter	1	1. 22 JD Thompson	11
2. 97 Bryce Cunningham	7			2. 20 Carter Holton	8
3. 20 Carter Holton	6			90 Miller Green	8
4. 90 Miller Green	5			4. 17 Ryan Ginther	7
17 Ryan Ginther	5			5. 2 tied at.....	6
Intentional BB allowed		Runners picked off		Batters SO out looking	
1. 40 Sam Hliboki	1	1. 89 Ethan McElvain	3	1. 97 Bryce Cunningham	25
77 Alex Kranzler	1	2. 20 Carter Holton	1	2. 20 Carter Holton	23
17 Ryan Ginther	1	88 Sawyer Hawks	1	3. 22 JD Thompson	19
97 Bryce Cunningham	1	40 Sam Hliboki	1	4. 95 Devin Futrell	14
98 Greysen Carter	1			5. 90 Miller Green	13
Sac bunts allowed		Sac flies allowed		Hits allowed	
1. 95 Devin Futrell	6	1. 34 Brennan Seiber	4	1. 20 Carter Holton	63
2. 22 JD Thompson	4	2. 97 Bryce Cunningham	3	2. 97 Bryce Cunningham	69
3. 4 tied at.....	2	3. 90 Miller Green	2		
		22 JD Thompson	2		
		40 Sam Hliboki	2		
Runs allowed		Earned runs allowed		Walks allowed	
1. 20 Carter Holton	45	1. 20 Carter Holton	40	1. 20 Carter Holton	27
2. 97 Bryce Cunningham	49	2. 97 Bryce Cunningham	41	2. 97 Bryce Cunningham	34
Doubles allowed		Triples allowed		Home runs allowed	
1. 20 Carter Holton	8	1. 97 Bryce Cunningham	0	1. 20 Carter Holton	10
2. 97 Bryce Cunningham	17	2. 20 Carter Holton	1	2. 97 Bryce Cunningham	14

2024 Results

Date	Opponent	Score	Inns	Overall	SEC	Pitcher of record	Attend	Time
Feb 16, 2024	FLORIDA ATLANTIC	w 12-11	9	1-0-0	0-0-0	Thompson (W 1-0)	3542	3:17
Feb 17, 2024	FLORIDA ATLANTIC	L 4-5	9	1-1-0	0-0-0	Green (L 0-1)	3383	3:08
Feb 18, 2024	FLORIDA ATLANTIC	w 11-1	9	2-1-0	0-0-0	Futrell (W 1-0)	3579	2:35
Feb 20, 2024	DAYTON	L 5-8	9	2-2-0	0-0-0	McElvain (L 0-1)	3211	3:14
Feb 21, 2024	EKU	w 5-3	9	3-2-0	0-0-0	Huesman (W 1-0)	3307	2:42
Feb 23, 2024	GONZAGA	w 12-2	8	4-2-0	0-0-0	Holton (W 1-0)	3567	2:26
Feb 24, 2024	GONZAGA	w 4-3	9	5-2-0	0-0-0	Seiber (W 1-0)	3511	3:03
Feb 25, 2024	GONZAGA	L 8-9	9	5-3-0	0-0-0	Kranzler (L 0-2)	3587	3:04
Feb 27, 2024	INDIANA STATE	w 20-4	7	6-3-0	0-0-0	Thompson (W 2-0)	3178	2:14
Feb 28, 2024	EVANSVILLE	w 7-3	9	7-3-0	0-0-0	Ginther (W 1-0)	3227	2:28
Mar 01, 2024	vs Louisiana	w 7-4	9	8-3-0	0-0-0	Carter (W 1-0)	24927	3:13
Mar 02, 2024	vs Houston	w 3-1	9	9-3-0	0-0-0	Cunningham (W 1-0)	21726	2:41
Mar 03, 2024	vs #15 Texas	w 14-11	9	10-3-0	0-0-0	Hawks (W 1-0)	14726	3:30
Mar 05, 2024	EASTERN MICHIGAN	w 6-2	9	11-3-0	0-0-0	Thompson (W 3-0)	3159	2:37
Mar 08, 2024	ILLINOIS STATE	w 14-9	9	12-3-0	0-0-0	Holton (W 2-0)	3395	3:02
Mar 09, 2024	ILLINOIS STATE	w 7-2	9	13-3-0	0-0-0	Cunningham (W 2-0)	3496	2:22
Mar 10, 2024	ILLINOIS STATE	w 4-0	9	14-3-0	0-0-0	Futrell (W 2-0)	3534	2:14
Mar 12, 2024	INDIANA	w 13-5	9	15-3-0	0-0-0	Hawks (W 2-0)	3668	3:28
* Mar 15, 2024	#18 AUBURN	w 11-1	8	16-3-0	1-0-0	Holton (W 3-0)	3802	2:40
* Mar 16, 2024	#18 AUBURN	w 13-5	9	17-3-0	2-0-0	Cunningham (W 3-0)	3802	3:08
* Mar 17, 2024	#18 AUBURN	w 9-6	9	18-3-0	3-0-0	Carter (W 2-0)	3802	3:03
Mar 19, 2024	vs Belmont	w 3-1	9	19-3-0	3-0-0	Hliboki (W 1-0)	2116	2:33
* Mar 23, 2024	at South Carolina-1	L 4-8	9	19-4-0	3-1-0	Green (L 0-2)	7712	2:43
* Mar 23, 2024	at South Carolina-2	L 3-8	9	19-5-0	3-2-0	Cunningham (L 3-1)	8242	2:58
* Mar 24, 2024	at South Carolina	L 2-10	9	19-6-0	3-3-0	Futrell (L 2-1)	7133	2:25
Mar 26, 2024	VALPARAISO	w 3-2	9	20-6-0	3-3-0	Green (W 1-2)	3628	2:18
* Mar 28, 2024	MISSOURI	w 3-1	9	21-6-0	4-3-0	Carter (W 3-0)	3802	2:04
* Mar 29, 2024	MISSOURI	w 4-0	9	22-6-0	5-3-0	Cunningham (W 4-1)	3802	2:07
* Mar 30, 2024	MISSOURI	w 3-1	9	23-6-0	6-3-0	Holton (W 4-0)	3802	2:30
* Apr 04, 2024	at #18 LSU	L 6-10	9	23-7-0	6-4-0	Carter (L 3-1)	10778	2:47
* Apr 05, 2024	at #18 LSU	w 8-6	9	24-7-0	7-4-0	McElvain (W 1-1)	12315	3:04
* Apr 06, 2024	at #18 LSU	w 13-3	8	25-7-0	8-4-0	Holton (W 5-0)	12076	2:43
Apr 09, 2024	MIDDLE TENNESSEE	w 14-1	7	26-7-0	8-4-0	Guth (W 1-0)	3271	2:13
* Apr 12, 2024	at #3 Texas A&M	L 0-15	7	26-8-0	8-5-0	Cunningham (L 4-2)	7351	2:05
* Apr 13, 2024	at #3 Texas A&M	L 0-9	9	26-9-0	8-6-0	Holton (L 5-1)	8075	2:45
* Apr 14, 2024	at #3 Texas A&M	L 6-12	9	26-10-0	8-7-0	McElvain (L 1-2)	7063	3:06
Apr 16, 2024	at Lipscomb	w 15-4	7	27-10-0	8-7-0	Seiber (W 2-0)	1547	2:29
* Apr 18, 2024	FLORIDA	w 10-5	9	28-10-0	9-7-0	Cunningham (W 5-2)	3802	3:57
* Apr 19, 2024	FLORIDA	w 5-2	9	29-10-0	10-7-0	Holton (W 6-1)	3802	2:33
* Apr 20, 2024	FLORIDA	L 2-6	9	29-11-0	10-8-0	Guth (L 1-1)	3802	3:03
Apr 23, 2024	UT MARTIN	w 5-4	9	30-11-0	10-8-0	Seiber (W 3-0)	3450	2:30
* Apr 26, 2024	MISSISSIPPI STATE	w 4-0	9	31-11-0	11-8-0	Cunningham (W 6-2)	3802	2:06
* Apr 27, 2024	MISSISSIPPI STATE	L 4-7	9	31-12-0	11-9-0	Holton (L 6-2)	3802	2:58
* Apr 28, 2024	MISSISSIPPI STATE	L 7-8	9	31-13-0	11-10-0	Green (L 1-3)	3802	3:12
Apr 30, 2024	TENNESSEE TECH	w 8-7	(11)	32-13-0	11-10-0	Carter (W 4-1)	3614	3:42
* May 03, 2024	at #18 Georgia	L 0-10	7	32-14-0	11-11-0	Cunningham (L 6-3)	4027	2:35
* May 04, 2024	at #18 Georgia	L 4-14	8	32-15-0	11-12-0	Holton (L 6-3)	3738	2:51
* May 05, 2024	at #18 Georgia	L 7-11	9	32-16-0	11-13-0	Thompson (L 3-1)	3333	3:15
May 07, 2024	LOUISVILLE	w 4-2	9	33-16-0	11-13-0	Futrell (W 3-1)	3550	3:04
* May 10, 2024	#1 TENNESSEE	L 4-8	9	33-17-0	11-14-0	Green (L 1-4)	3802	2:47
* May 11, 2024	#1 TENNESSEE	L 6-7	9	33-18-0	11-15-0	Carter (L 4-2)	3802	3:30
* May 12, 2024	#1 TENNESSEE	w 3-0	9	34-18-0	12-15-0	Thompson (W 4-1)	3802	2:27
* May 16, 2024	at #2 Kentucky	L 5-10	9	34-19-0	12-16-0	Cunningham (L 6-4)	4384	3:13
* May 17, 2024	at #2 Kentucky	L 7-17	7	34-20-0	12-17-0	Holton (L 6-4)	4071	3:09
* May 18, 2024	at #2 Kentucky	w 12-4	9	35-20-0	13-17-0	Futrell (W 4-1)	5641	3:36
May 21, 2024	vs Florida	w 6-3	9	36-20-0	13-17-0	Cunningham (W 7-4)	9240	2:32
May 22, 2024	vs #1 Tennessee	w 13-4	9	37-20-0	13-17-0	Green (W 2-4)	11840	3:12
May 23, 2024	vs #15 Mississippi State	w 4-3	9	38-20-0	13-17-0	Thompson (W 5-1)	11923	2:55
May 25, 2024	vs #1 Tennessee	L 4-6	9	38-21-0	13-17-0	Guth (L 1-2)	14386	2:50
May 31, 2024	vs Coastal Carolina	L 3-13	9	38-22-0	13-17-0	Thompson (L 5-2)	5403	3:17
Jun 01, 2024	vs High Point	L 9-10	9	38-23-0	13-17-0	Holton (L 6-5)	5189	3:04

() extra inning game

All-Time Coaching Records

Year	Head Coach	Overall				Conference			
		W	L	T	Pct.	W	L	T	Pct.
1904	T.W. Davis	19	6	0	.760	-	-	-	-
1909	E.J. Hamilton	7	12	1	.375	-	-	-	-
1910	E.J. Hamilton	12	6	0	.667	-	-	-	-
1911	Anderson Weakley	8	7	0	.533	-	-	-	-
1912	Herbert Sanborn	13	7	0	.650	-	-	-	-
1913	Herbert Sanborn	8	10	2	.450	-	-	-	-
1914	Dick Lyle	13	8	2	.609	-	-	-	-
1917	Bill Schwartz	1	0	1	.750	-	-	-	-
1918	Palmer	5	8	0	.385	-	-	-	-
1919	Ray Morrison	3	3	0	.500	-	-	-	-
1920	Byrd Douglas	11	11	0	.500	-	-	-	-
1921	Byrd Douglas	20	8	0	.714	-	-	-	-
1922	Wallace Wade	14	7	0	.667	-	-	-	-
1923	Wallace Wade	12	6	0	.667	-	-	-	-
1924	Bill Schwartz	5	9	0	.357	-	-	-	-
1925	Bill Schwartz	10	8	0	.556	-	-	-	-
1926	Bill Schwartz	13	13	0	.500	-	-	-	-
1927	Bill Schwartz	11	12	0	.478	-	-	-	-
1928	Bill Schwartz	7	6	0	.538	-	-	-	-
1929	Bill Schwartz	17	5	0	.773	-	-	-	-
1930	Bill Schwartz	9	7	0	.563	-	-	-	-
1931	Bill Schwartz	7	7	0	.500	-	-	-	-
1932	Bill Schwartz	16	4	0	.800	-	-	-	-
1934	Bill Schwartz	5	6	0	.455	-	-	-	-
1935	Bill Schwartz	10	2	0	.833	-	-	-	-
1936	Bill Schwartz	15	2	0	.882	-	-	-	-
1937	Bill Schwartz	11	4	0	.733	-	-	-	-
1938	Bill Schwartz	6	3	0	.667	-	-	-	-
1939	Bill Schwartz	11	5	0	.688	-	-	-	-
1940	Bill Schwartz	8	2	0	.800	-	-	-	-
1942	Jim Scoggins	10	8	1	.553	-	-	-	-
1947	Jim Scoggins	10	11	0	.476	2	5	0	.286
1948	Tommy Harrison	11	9	2	.523	7	8	1	.469
1949	Dave Scobey	8	11	1	.425	4	8	0	.333
1950	Dave Scobey	6	16	0	.273	4	13	0	.308
1951	Dave Scobey	0	18	1	.026	0	13	1	.036
1952	Bill Schwartz	4	16	0	.200	2	13	0	.133
1953	Woody Johnson	5	13	0	.278	3	11	0	.214
1954	Dave Scobey	11	9	1	.548	8	7	1	.531
1955	Dave Scobey	12	6	0	.667	10	4	0	.714
1956	Dave Scobey	6	15	0	.286	3	12	0	.200
1957	Dick Richardson	8	14	0	.364	3	13	0	.188
1958	Dick Richardson	4	9	0	.308	2	6	0	.250
1959	Dick Richardson	5	15	0	.250	2	13	0	.133
1960	Harley Boss	8	13	0	.381	5	8	0	.385
1961	Dick Richardson	7	15	0	.318	2	11	0	.154
1962	Jerry Elliot	2	18	2	.119	0	16	2	.056
1963	Harley Boss	6	15	0	.400	4	13	0	.235
1964	Harley Boss	7	14	0	.333	4	12	0	.250
1965	George Archie	5	14	0	.263	1	11	0	.083
1966	George Archie	2	16	0	.111	1	12	0	.077
1967	George Archie	11	12	0	.478	8	9	0	.471
-- Scholarship Era Begins --									
1968	Larry Schmittou	7	15	0	.318	2	13	0	.133
1969	Larry Schmittou	21	18	0	.538	3	10	0	.231
1970	Larry Schmittou	24	16	0	.600	5	10	0	.333
1971	Larry Schmittou	33	19	0	.635	10	7	0	.588
1972	Larry Schmittou	35	15	0	.700	13	5	0	.722
1973	Larry Schmittou*#	36	16	0	.692	13	5	0	.722
1974	Larry Schmittou*#	37	22	0	.627	11	4	0	.733
1975	Larry Schmittou	30	39	0	.435	7	9	0	.438
1976	Larry Schmittou	27	23	0	.540	12	12	0	.500
1977	Larry Schmittou	25	25	1	.500	13	12	0	.520
1978	Larry Schmittou	31	17	0	.646	10	13	0	.435
1979	Roy Mewbourne	21	25	0	.457	8	14	0	.364
1980	Roy Mewbourne*#	34	21	1	.616	13	9	0	.591
1981	Roy Mewbourne	26	25	1	.504	9	12	1	.432
1982	Roy Mewbourne	28	17	2	.617	11	12	1	.479
1983	Roy Mewbourne	22	23	1	.489	6	15	0	.286
1984	Roy Mewbourne	28	17	0	.622	9	11	0	.450
1985	Roy Mewbourne	35	16	0	.686	10	13	0	.435
1986	Roy Mewbourne	25	29	0	.463	9	18	0	.333
1987	Roy Mewbourne	27	25	0	.519	7	20	0	.259
1988	Roy Mewbourne	30	23	0	.566	11	16	0	.407
1989	Roy Mewbourne	31	21	2	.593	11	15	1	.426
1990	Roy Mewbourne	28	30	0	.482	12	13	0	.480
1991	Roy Mewbourne	29	27	0	.518	9	19	0	.321
1992	Roy Mewbourne	29	24	1	.546	11	12	0	.478
1993	Roy Mewbourne	32	23	1	.580	11	15	1	.426
1994	Roy Mewbourne	28	30	0	.483	10	20	0	.333
1995	Roy Mewbourne	26	30	0	.464	8	19	0	.296

Year	Head Coach	Overall				Conference			
		W	L	T	Pct.	W	L	T	Pct.
1996	Roy Mewbourne	29	25	0	.537	14	16	0	.467
1997	Roy Mewbourne	31	24	0	.564	14	16	0	.467
1998	Roy Mewbourne	25	28	0	.472	6	24	0	.200
1999	Roy Mewbourne	22	33	0	.400	8	22	0	.267
2000	Roy Mewbourne	21	33	0	.389	5	24	0	.172
2001	Roy Mewbourne	24	31	0	.436	9	21	0	.300
2002	Roy Mewbourne	24	27	0	.471	7	21	0	.250
2003	Tim Corbin	27	28	0	.491	14	16	0	.467
2004	Tim Corbin#	45	19	0	.703	16	14	0	.533
2005	Tim Corbin	34	21	0	.618	13	17	0	.433
2006	Tim Corbin#	38	27	0	.585	16	14	0	.533
2007	Tim Corbin@*#	54	13	0	.806	22	8	0	.733
2008	Tim Corbin#	41	22	0	.650	15	14	0	.517
2009	Tim Corbin#	37	27	0	.578	12	17	0	.414
2010	Tim Corbin#	46	20	0	.697	16	12	0	.571
2011	Tim Corbin\$#!	54	12	0	.818	22	8	0	.733
2012	Tim Corbin#	35	28	0	.556	16	14	0	.533
2013	Tim Corbin@#	54	12	0	.818	26^	3	0	.897
2014	Tim Corbin\$#!	51	21	0	.708	17	13	0	.567
2015	Tim Corbin#!	51	21	0	.708	20	10	0	.667
2016	Tim Corbin#	43	19	0	.694	18	12	0	.600
2017	Tim Corbin#	36	25	1	.534	15	13	1	.588
2018	Tim Corbin#	37	25	0	.565	16	14	0	.533
2019	Tim Corbin\$@*#!	59^	12	0	.831	23	7	0	.767
2020	Tim Corbin&	13	5	0	.722	--	--	--	--
2021	Tim Corbin#!	49	18	0	.731	19	10	0	.655
2022	Tim Corbin#	39	23	0	.629	14	16	0	.467
2023	Tim Corbin*#	42	20	0	.677	19	11	0	.633
2024	Tim Corbin #	38	23	0	.623	13	17	0	.433

\$ National Champion
 @ SEC Regular Season Champion
 * SEC Tournament Champion
 # NCAA Tournament Team
 ! College World Series Team
 ^ SEC Record
 & Season suspended due to COVID-19 pandemic

All-Time Coaching Records


Records By Victories

Coach	W	L	T	Years Coached
Tim Corbin	921	443	1	2003-Present
Roy Mewbourne.....	655.....	608.....	9.....	1979-2002
Larry Schmittou	306.....	252.....	1.....	1968-1978
Bill Schwartz	155.....	112.....	1.....	1917, 1924-1940, 1952
Dave Scobey	43.....	75.....	0.....	1949-1951, 1954-1956
Byrd Douglas	31.....	19.....	0.....	1920-1921
Wallace Wade	26.....	13.....	0.....	1922-1923
Dick Richardson.....	24.....	63.....	0.....	1957-1959, 1961
Herbert Sanborn.....	21.....	17.....	2.....	1912-1913
Harley Boss	21.....	42.....	0.....	1960, 1963-1964
James A. Scoggins	20.....	19.....	1.....	1942, 1947
T. W. Davis	19.....	5.....	0.....	1904
E.J. Hamilton	19.....	18.....	1.....	1909-1910
George Archie.....	18.....	42.....	0.....	1965-1967
Dick Lyle.....	13.....	8.....	2.....	1914
Tommy Harrison	11.....	9.....	2.....	1948
Grantland Rice	11.....	9.....	2.....	1908
Anderson Weakley	8.....	7.....	0.....	1911
John Palmer.....	5.....	8.....	0.....	1918
Woody Johnson.....	5.....	13.....	0.....	1953
Ray Morrison.....	3.....	3.....	0.....	1919

Records By Win Percentage

Coach	Pct.	W	L	T	Years Coached
T. W. Davis792.....	19.....	5.....	0.....	1904
Tim Corbin675	921	443	1	2003-Present
Wallace Wade667.....	26.....	13.....	0.....	1922-1923
Byrd Douglas620.....	31.....	19.....	0.....	1920-1921
Bill Schwartz580.....	155.....	112.....	1.....	1917, 1924-1940, 1952
Tommy Harrison575.....	11.....	9.....	2.....	1948
Grantland Rice575.....	11.....	9.....	2.....	1908
Dick Lyle.....	.560.....	13.....	8.....	2.....	1914
Herbert Sanborn.....	.550.....	21.....	17.....	2.....	1912-1913
Larry Schmittou548.....	306.....	252.....	1.....	1968-1978
Anderson Weakley533.....	8.....	7.....	0.....	1911
Roy Mewbourne.....	.519.....	655.....	608.....	9.....	1979-2002
E.J. Hamilton513.....	19.....	18.....	1.....	1909-1910
James A. Scoggins512.....	20.....	19.....	1.....	1942, 1947
Ray Morrison.....	.500.....	3.....	3.....	0.....	1919
John Palmer.....	.384.....	5.....	8.....	0.....	1918
Dave Scobey364.....	43.....	75.....	0.....	1949-1951, 1954-1956
Harley Boss333.....	21.....	42.....	0.....	1960, 1963-1964
George Archie.....	.300.....	18.....	42.....	0.....	1965-1967
Woody Johnson.....	.277.....	5.....	13.....	0.....	1953
Dick Richardson.....	.276.....	24.....	63.....	0.....	1957-1959, 1961

Tim Corbin 2003 - present 921-443-1 Overall Record



During his tenure Corbin has turned the Commodores into a national power, leading Vanderbilt to two national championships in the last 11 seasons (2014, 2019).

Corbin's record of 921-443-1 (.675) is first all-time in wins at Vanderbilt and first in winning

percentage for coaches with 100 games or more. In his career as a head coach Corbin is 1027-581-1 (.639).

Corbin reached 1,000 career wins on March 5, 2024 with a 6-2 victory over Eastern Michigan. At the time, he was one of only 10 active NCAA DI head coaches to reach the milestone. Corbin reached 900 Vanderbilt victories on March 16, 2024 as the Dores knocked off No. 18 Auburn 13-5.

Under Corbin, Vanderbilt boasts the nation's longest streak of consecutive NCAA Tournament appearances at 18. The Dores won their third SEC Tournament Championship under Corbin in 2023, the fourth overall for the program.

In 2019, Vanderbilt reached unprecedented success, setting an SEC record with 59 victories while capturing the SEC regular season and tournament titles en route to the national championship.

The 2014 Commodores topped Virginia in the College World Series finals in three games to claim the title in just the Dores' second trip to Omaha. For the third time in four years Vandy hosted NCAA Regionals and Super Regionals, topping Oregon in the Regional final and Stanford in the Super Regionals.

Vanderbilt's 2013 team was one for the ages as the Commodores matched the school record with a 54-12 record and smashed the SEC record with a 26-3 mark to win the league title.

Roy Mewbourne 1979-2002 655-608-9 Overall Record



A fixture around Vanderbilt baseball for nearly a quarter century, Roy Mewbourne retired following the 2002 campaign, ending his career as the Commodores' all-time winningest skipper and one of most successful coaches in collegiate baseball history.

The native of Birmingham, Alabama, compiled a 655-608-9 mark in 24 seasons at Vanderbilt, and finished his 30-year coaching tenure with a 922-683-9 overall record.


In his final season as Vanderbilt's head coach, Mewbourne achieved several personal milestones, most notably becoming the 35th coach in college baseball history to reach the 900-win plateau. He registered his 900th career win against West Virginia and his 650th victory at Vanderbilt against Mississippi State. The win over the Bulldogs also came in Mewbourne's 1,600th game as a collegiate head coach.

At the start of the season, the then-56-year-old skipper also saw his dream of a new stadium become a reality with the unveiling of Hawkins Field. A catalyst in the stadium's construction, Mewbourne played a vital role in fund-raising, planning and oversight for the \$5.8 million facility.

Mewbourne fielded some outstanding teams in his Vanderbilt tenure, highlighted by his 1980 squad that captured the SEC championship, which earned him SEC Coach of the Year honors.

He coached 19 All-Americans, 19 All-SEC honorees and 59 players who signed professional baseball contracts and 111 Commodores earned SEC Academic honors, including a school record 16 in 2002.

Larry Schmittou 1968-78 306-252-1 Overall Record



Larry Schmittou arrived at Vanderbilt in 1968 and immediately changed the mindset of Commodore baseball in the Music City. After combining for 13 total wins the previous three seasons, he guided Vanderbilt to eight wins his first year, 12 in 1969 and 24 in 1970.

In 1971, Vanderbilt broke through with a 34-19 record and won the SEC Eastern Division with an 11-5 record. That would be the first of four consecutive division crowns for the Commodores. In 1973 and '74, the Commodores swept Alabama, 2-0, in a pair of best-of-three series for the overall SEC championship earning him SEC Coach of the Year honors. He coached 20 All-SEC, eight All-SEC East, eight All-South Region and seven Academic All-SEC. He had 21 players in Major League Baseball with 14 of those players taken in the draft.

Schmittou retired following the 1978 campaign after 11 years as the Vanderbilt head coach. He amassed a 306-252-1 overall record and a 98-98 mark in Southeastern Conference play.

During the time Schmittou roamed the dugout at McGugin Field, Vanderbilt won more games than any other SEC school and was one of only two schools to win four divisional titles.

Upon his retirement as Vanderbilt's head coach, Schmittou acquired the rights to a Southern League expansion franchise team, the Nashville Sounds.

He was inducted into the Vanderbilt Hall of Fame in 2016.

Individual Records

BATTING

Batting Average

Season	459.....	Hunter Bledsoe, 1999
Career	425.....	Hunter Bledsoe, 1997, 1999

At Bats

Inning.....	3.....	Joey Jackson vs. St. Joseph's, 3/5/1986
		Vance Schulte vs. St. Joseph's, 3/5/1986
Game.....	9.....	Anthony Gomez vs. Louisville, 5/11/2010
Season	290.....	Rhett Wiseman, 2015
Career	941.....	Dominic de la Osa, 2005-08

Hits

Inning.....	3.....	Joey Jackson vs. St. Joseph's, 3/5/1986
		Vance Schulte vs. St. Joseph's, 3/5/1986
Game.....	6.....	Ralph Greenbaum vs. Middle Tennessee, 4/15/1957
		Spencer Jones vs. Indiana State, 5/10/22
Season	111.....	Warner Jones, 2004
Career	300.....	Dominic de la Osa, 2005-08

Runs Scored

Inning.....	3.....	Joey Jackson vs. St. Joseph's, 3/5/1986
Game.....	5.....	11 players, last time by
		Brian Harris vs. Georgia, 4/30/2010
Season	87.....	Austin Martin, 2019
Career	208.....	Nick Morrow, 1991-94

Doubles

Game.....	4.....	Matt Kata vs. Alabama, 5/2/1998
Season	27.....	Warner Jones, 2004; Dansby Swanson, 2014
Career	64.....	Ethan Paul, 2016019

Triples

Game.....	2.....	Nine times, Adams Carroll, 1970;
		Bill Winchester, 1970; Nick Ganick, 1976;
		Kent Yarbrough, 1983; Jeff Graham, 1984; Jeff Graham, 1985;
		Mark Kruchten, 1990; Nick Morrow, 1991; Tony Kemp (2x), 2012
Season	8.....	Ryan Klosterman, 2004; Tony Kemp, 2012; Jeren Kendall, 2016
Career	21.....	Tony Kemp 2011-13

Home Runs

Game.....	3.....	Five times, Connor Kaiser at Clemson, 6/3/2018
		Steve Chmil vs. UAB, 4/29/1981
		David Joiner vs. Samford, 3/25/1987
		Jeff Martin vs. Valparaiso, 3/13/1991
		Aaron Westlake vs. Oregon State, 6/11/2011
Season	27.....	JJ Bleday, 2019
Career	49.....	Scotti Madison, 1977-80; Pedro Alvarez, 2006-08

Total Bases

Game.....	14.....	Connor Kaiser at Clemson, 6/3/2018
Season	192.....	JJ Bleday, 2019
Career	515.....	Dominic de la Osa, 2005-08

Runs Batted In

Game.....	11.....	Parker Noland at Mississippi State, 3/24/2023
Season	74.....	Clinton Johnston, 1998; Warner Jones, 2004
Career	188.....	Dominic de la Osa, 2005-08

Walks

Game.....	5.....	Five times, JJ Bleday vs. Middle Tennessee, 5/15/2018
		Paul Gagliano vs. Union, 3/15/1978
		Greg Smith vs. Alabama, 4/13/1986
		Hunter Bledsoe vs. UT-Martin, 2/13/1999
		Jason Esposito vs. Mississippi State, 5/16/2010
Season	63.....	Vee Hightower, 1993
Career	146.....	Steve Chandler, 1974-77

Stolen Bases

Game.....	5.....	Jimmy Conn vs. Belmont, 4/19/1971
		Joey Cora vs. David Lipscomb, 4/23/1985
		Boomer Whipple vs. Western Kentucky, 5/12/1994
Season	51.....	Bob Schabes, 1989
Career	130.....	Enrique Bradfield Jr., 2021-23

Strikeouts

Game.....	5.....	George Flower vs. Florida, 3/12/1983
Season	84.....	Mike Skaggs, 1989; Rhett Wiseman, 2015; Harrison Ray, 2019
Career	231.....	Julian Infante, 2016-19

Consecutive Hits

9	Tim Brecht, 1983
---------	------------------

Consecutive Times On Base

15	Jason Esposito, 2010 (8 hits, 7 walks)
----------	--

Hitting Streak

38 games.....	Ryan Flaherty, 2007-08
---------------	------------------------

PITCHING

Wins

Season	14.....	Kumar Rocker, 2021 - Carson Fulmer, 2015 - Tyler Beede, 2013
Career	32.....	Patrick Raby, 2016-19

Winning Percentage (min. six wins)

Season	1.000.....	Steve Burger (6-0), 1972
Career889.....	Carson Fulmer (24-3), 2013-15

Saves

Season	17.....	Tyler Brown, 2019
Career	26.....	Brian Miller, 2012-14

Games Pitched

Season	36.....	Joe Barbao, 1993
Career	116.....	David Daniels, 1992-95

Innings Pitched

Starter.....	13.0.....	Scott Newell vs. Miss. St., 4/5/1992
Reliever.....	11.0.....	Jeff Trenning vs. Cumberland, 4/24/1984
Season	133.1.....	David Price, 2007
Career	340.0.....	Jim Heins, 1986-89

Earned Run Average

Season	1.07.....	Jimmy Stephens, 1949
Career	1.68.....	Jeff Peebles, 1970-73

Strikeouts

Game.....	23.....	Doug Wessel vs. Tennessee-Chattanooga, 4/21/1970
Season	194.....	David Price, 2007
Career	441.....	David Price, 2005-07

FIELDING

Put Outs

Game.....	22.....	Chuck Boyett vs. Chattanooga, 4/21/1970
Season	596.....	Zander Wiel, 2015
Career	1543.....	Sean Luellwitz, 1999-2002

Assists

Game.....	11.....	Ryan Klosterman vs. ETSU, 2/18/2003
Season	202.....	Dansby Swanson, 2014
Career	515.....	Ethan Paul, 2016-19

Team Records

BATTING

Batting Average

Season3271985

At Bats

Inning.....15 St. Joseph's, 3/5/1986
Game.....64 Louisville, 5/11/2010
Season25052015

Hits

Inning.....13 St. Joseph's, 3/5/1986
Game.....30 Alabama, 4/17/1988
Season7822007

Runs Scored

Inning.....17 St. Joseph's, 3/5/1986
Game.....31 St. Joseph's, 3/5/1986
Season5782019

Doubles

Game.....9 Tennessee Tech, 4/29/1987
Season1642019

Triples

Game.....4 3x, last Radford, 5/31/15
Season282015

Home Runs

Game.....9 Clemson, 6/3/2018
Season1002019

Total Bases

Game.....51 Alabama, 4/17/1988
Season12722019

Runs Batted In

Game.....28 St. Joseph's, 3/5/1986
Season5412019

Walks

Game.....19 Middle Tennessee, 5/15/2018
Season3891989

Stolen Bases

Game.....12 Columbia, 3/10/1989
Season1821989

Strikeouts

Game.....21 Florida, 3/12/1983
Season6202021

FIELDING

Put Outs

Game.....51 Twice, last time vs. Evansville, 3/8/2023
Season19672015

Assists

Game.....22 Louisville, 5/11/2010
Season7652014

Most Errors

Game.....14 Tennessee, 5/15/1959
Season1541990

Fewest Errors

Game.....0 Several Times
Season412018 (62 games)

Double Plays

Game.....4 Several Times, last Ole Miss, 4/11/2015

PITCHING

Innings Pitched

Game.....17.0 Twice, last vs. Evansville, 3/8/2023
Season655.22015

Earned Run Average

Season2.442011

Saves

Season322019

Strikeouts

Game.....24 Evansville, 3/8/2023
Season7902021

Walks Allowed

Game.....17 Kentucky, 4/6/1951
Season3051982

Hits Allowed

Game.....25 Auburn, 1965
..... Florida, 1967
Season6041999

Runs Allowed

Game.....27 Mississippi State, 4/7/1956
Season4271998

Earned Runs Allowed

Game.....21 Mississippi State, 4/7/1956
Season3492001

MISCELLANEOUS TEAM RECORDS

Most Games 72 games in 2014, 2015
Most Wins 59 in 2019
Highest Winning Percentage (10 or more games)882 in 1903, 1936
Most Wins in Regular Season 48 in 2013
Most Consecutive Wins 20 in 2007
Most Consecutive Wins at Home 17 in 2024
Most Losses..... 33 in 2000
Most Consecutive Losses 16 in 1951
Most SEC Wins 26 in 2013
Most SEC Losses 24 in 2000
Highest SEC Winning Percentage897 in 2013
Winning Margin..... 28 vs. Sewanee in 1902
Left On Base (Game) 22 vs. Belmont, 4/5/1972
Left On Base (Season) 603 in 2019

Single-Season Highs

BATTING

Batting Average

1.	Hunter Bledsoe (1999)	.459
2.	Clinton Johnston (1998)	.424
3.	Karl Nonemaker (1999)	.415
4.	Warner Jones (2004)	.414
5.	Greg Smith (1987)	.411
	George Flower (1985)	.411
7.	Greg Thomas (1991)	.401
8.	Scotti Madison (1980)	.399
9.	Karl Nonemaker (2000)	.393
10.	Austin Martin (2019)	.392

At-Bats

1.	Rhett Wiseman (2015)	290
2.	Ethan Paul (2019)	286
	Bryan Reynolds (2015)	286
	Anthony Gomez (2011)	286
5.	Dansby Swanson (2014)	282
6.	Dansby Swanson (2015)	281
	Bryan Reynolds (2014)	281
	Philip Clarke (2019)	279
9.	Zander Wiel (2015)	275
	Andrew Giobbi (2010)	275

Hits

1.	Warner Jones (2004)	111
2.	Austin Martin (2019)	105
	Pedro Alvarez (2007)	105
4.	Tony Kemp (2013)	104
	Ryan Flaherty (2007)	104
6.	Anthony Gomez (2011)	96
	David Macias (2008)	96
8.	JJ Bleday (2019)	95
	Bryan Reynolds (2014)	95
	Hunter Bledsoe (1999)	95

Doubles

1.	Dansby Swanson (2014)	27
	Warner Jones (2004)	27
3.	Josh Adeeb (1997)	26
4.	Jason Esposito (2010)	25
5.	Dansby Swanson (2015)	24
	Bryan Reynolds (2014)	24
	Hunter Bledsoe (1999)	24
8.	Ethan Paul (2019)	23
	Dominic de la Osa (2007)	23
	Ryan Flaherty (2007)	23

Triples

1.	Jeren Kendall (2016)	8
	Tony Kemp (2012)	8
	Ryan Klosterman (2004)	8
3.	Tony Kemp (2011)	7
4.	Jeren Kendall (2015)	6
	Dansby Swanson (2015)	6
	Tony Kemp (2013)	6
	Ryan Montgomery (1995)	6
	Joey Cora (1985)	6
	Rick Duncan (1975)	6
10.	Nick Morrow (1991)	5
	Jim Schifman (1990)	5
	Joey Cora (1984)	5
	Ted Shipley (1974)	5
	Steve Estep (1971)	5
	Jeren Kendall (2017)	5
	Carter Young (2021)	5
	Isaiah Thomas (2021)	5
	Enrique Bradfield Jr. (2022)	5

Runs Scored

1.	Austin Martin (2019)	87
2.	JJ Bleday (2019)	82
3.	Dansby Swanson (2015)	76
	Pedro Alvarez (2007)	76
5.	Ryan Klosterman (2004)	72
6.	Boomer Whipple (1994)	71
7.	Rhett Wiseman (2015)	70
	Pedro Alvarez (2006)	70
9.	Vee Hightower (1993)	69
	Enrique Bradfield Jr. (2022)	69
	Enrique Bradfield Jr. (2023)	69

Home Runs

1.	JJ Bleday (2019)	27
2.	Pedro Alvarez (2006)	22
3.	Dominic de la Osa (2007)	20
4.	Josh Adeeb (1998)	19
	Clinton Johnston (1998)	19
	Nick Morrow (1994)	19
7.	Aaron Westlake (2011)	18
	Pedro Alvarez (2007)	18
	Glenn Davis (1997)	18
	Jason Farese (1997)	18

Runs Batted In

1.	Warner Jones (2004)	74
	Clinton Johnston (1998)	74
3.	Ethan Paul (2019)	73
4.	JJ Bleday (2019)	72
5.	Greg Thomas (1991)	71
6.	Philip Clarke (2019)	70
	Cesar Nicolas (2004)	70
8.	Zander Wiel (2015)	68
	Pedro Alvarez (2007)	68
10.	Connor Harrell (2013)	67
	Dominic Keegan (2022)	67

Walks

1.	Vee Hightower (1993)	63
2.	JJ Bleday (2019)	61
3.	Pedro Alvarez (2006)	57
4.	Bob Schabes (1989)	56
5.	Brian Harris (2010)	55
6.	Conrad Gregor (2013)	54
	Scotti Madison (1979)	54
8.	Will Toffey (2016)	51
9.	Bryan Reynolds (2016)	49
	Bill Hench (1980)	49
	Steve Chandler (1976)	49

PITCHING

Wins

1.	Kumar Rocker (2021)	14
	Carson Fulmer (2015)	14
	Tyler Beede (2013)	14
3.	Drake Fellows (2019)	13
	Grayson Garvin (2011)	13
5.	Kumar Rocker (2019)	12
	Walker Buehler (2014)	12
	Sonny Gray (2011)	12
	Casey Weathers (2007)	12
	Jeff Peeples (1973)	12
10.	Kevin Ziomek (2013)	11
	David Price (2007)	11

Saves

1.	Tyler Brown (2019)	17
2.	Brian Miller (2013)	16
3.	Navery Moore (2011)	11
	Ryan Rote (2004)	11
5.	Ben Bowden (2016)	10
	Carson Fulmer (2014)	10
7.	Clinton Johnston (1996)	9
	Nick Maldonado (2021)	9
	Luke Murphy (2021)	9
10.	Russell Brewer (2008)	8
	Ryan Rote (2005)	8
	Jensen Lewis (2003)	8
	Thomas Schultz (2022)	8
	Nick Maldonado (2023)	8

Innings Pitched

1.	David Price (2007)	133.1
2.	Carson Fulmer (2015)	127.2
3.	Sonny Gray (2011)	126.0
4.	Jeremy Sowers (2004)	122.2
5.	Kumar Rocker (2021)	122.0
6.	Kevin Ziomek (2013)	119.0
7.	Drake Fellows (2019)	116.2
8.	Jeremy Sowers (2003)	115.0
9.	Jeff Peeples (1973)	114.2
10.	Phil Haigler (1995)	114.0

Earned Run Average

1.	Jimmy Stephens (1949)	1.07
2.	Jeff Peeples (1972)	1.30
3.	Jeff Peeples (1971)	1.56
4.	Jeff Peeples (1973)	1.64
5.	Carson Fulmer (2015)	1.83
6.	Carson Fulmer (2014)	1.98
7.	Mason Hickman (2019)	2.05
8.	Kevin Ziomek (2013)	2.12
9.	Jack Leiter (2021)	2.13
10.	Lewis Ray (1976)	2.19

Strikeouts

1.	David Price (2007)	194
2.	Kumar Rocker (2021)	179
	Jack Leiter (2021)	179
4.	Carson Fulmer (2015)	167
5.	David Price (2006)	155
6.	Drake Fellows (2019)	133
7.	Sonny Gray (2011)	132
8.	Doug Wessel (1971)	131
9.	Mason Hickman (2019)	129
10.	Jeremy Sowers (2003)	123

Career Highs

BATTING

Batting Average

1.	Hunter Bledsoe (1997, 1999)425
2.	Clinton Johnston (1996-98)369
	Karl Nonemaker (1999-2002)369
4.	Greg Smith (1985-88)358
5.	Anthony Gomez (2010-12)354
6.	Pedro Alvarez (2006-08)349
	Ryan Flaherty (2006-08)349
	Boomer Whipple (1992-95)349
9.	Mike Baxter (2004-05)345
	Dominic Keegan (2019-22)345

At Bats

1.	Dominic de la Osa (2005-08)	941
2.	Ethan Paul (2016-19)	880
3.	Mike Yastrzemski (2010-13)	842
4.	Connor Harrell (2010-13)	841
5.	Alex Feinberg (2005-08)	824
6.	Boomer Whipple (1992-95)	809
7.	Jim Schifman (1987-90)	792
8.	Bryan Reynolds (2014-16)	791
	Andrew Giobbi (2007-10)	791
10.	David Macias (2005-08)	784

Hits

1.	Dominic de la Osa (2005-08)	300
2.	Karl Nonemaker (1999-02)	283
3.	Boomer Whipple (1992-95)	282
4.	Anthony Gomez (2010-12)	267
5.	Jim Schifman (1987-90)	266
6.	Alex Feinberg (2005-08)	264
	Ryan Flaherty (2006-08)	264
8.	Aaron Westlake (2008-11)	263
9.	Bryan Reynolds (2014-16)	260
10.	David Macias (2005-08)	255

Runs Scored

1.	Nick Morrow (1991-94)	208
2.	Dominic de la Osa (2005-08)	204
3.	Enrique Bradfield Jr. (2021-23)	198
4.	Boomer Whipple (1992-95)	192
5.	Pedro Alvarez (2006-08)	191
6.	Aaron Westlake (2008-11)	181
7.	Tony Kemp (2011-13)	177
	Bart Nielson (1991-94)	177
9.	Mike Yastrzemski (2010-13)	176
10.	Bill Hardin (1973-76)	174

Doubles

1.	Ethan Paul (2016-19)	64
2.	Dominic de la Osa (2005-08)	63
3.	Sean Luellwitz (1999-02)	61
4.	Jason Esposito (2009-11)	60
5.	Bryan Reynolds (2014-16)	58
6.	Andrew Giobbi (2007-10)	57
7.	Boomer Whipple (1992-95)	54
	Clinton Johnston (1996-98)	54
9.	Cam Hazen (1985-88)	53
10.	Dansby Swanson (2013-15)	52
	Ryan Flaherty (2006-08)	52

Home Runs

1.	Pedro Alvarez (2006-08)	49
	Scotti Madison (1977-80)	49
3.	Clinton Johnston (1996-98)	47
4.	Dominic de la Osa (2005-08)	46
5.	Glenn Davis (1995-97)	43
6.	Aaron Westlake (2008-11)	42
	Cam Hazen (1985-88)	42
8.	Josh Adeeb (1996-98)	41
	Nick Morrow (1991-94)	40
10.	Greg Thomas (1991-93)	38

Runs Batted In

1.	Dominic de la Osa (2005-08)	188
2.	Nick Morrow (1991-94)	181
3.	Clinton Johnston (1996-98)	179
4.	Aaron Westlake (2008-11)	178
5.	Ethan Paul (2016-19)	175
6.	Ryan Flaherty (2006-08)	169
7.	Connor Harrell (2010-13)	168
	Greg Thomas (1991-93)	168
9.	Curt Casali (2008-11)	167
10.	Jason Esposito (2009-11)	165
	Andrew Giobbi (2007-10)	165

Stolen Bases

1.	Enrique Bradfield Jr. (2021-23)	130
2.	Charles DeFrance (1980-82)	96
3.	Vee Hightower (1990-93)	91
4.	Joey Cora (1983-85)	84
5.	Bob Schabes (1986-89)	78
6.	Jim Schifman (1987-90)	73
7.	Tony Kemp (2011-13)	72
8.	Dominic de la Osa (2005-08)	68
9.	Jeren Kendall (2015-17)	67
10.	Jason Esposito (2009-11)	66

PITCHING

Wins

1.	Patrick Raby (2016-19)	32
2.	Jeff Peeples (1970-73)	29
3.	Kumar Rocker (2019-21)	28
4.	Sonny Gray (2009-11)	27
5.	Jim Gibbs (1981-84)	25
6.	Carson Fulmer (2013-15)	24
	Mike Willis (1969-72)	24
8.	Tyler Beede (2012-14)	23
	Matt Buschmann (2003-06)	23
	Jeremy Sowers (2002-04)	23
	Kyle Balch (1985-88)	23
	Jack Nuismer (1976-79)	23

Strikeouts

1.	David Price (2005-07)	441
2.	Mike Willis (1969-72)	350
3.	Jeremy Sowers (2002-04)	327
4.	Kumar Rocker (2019-21)	321
5.	Sonny Gray (2009-11)	317
6.	Carson Fulmer (2013-15)	313
7.	Drake Fellows (2017-19)	308
8.	Mike Minor (2007-09)	303
9.	Kyle Wright (2015-17)	290
10.	Patrick Raby (2016-19)	288

Earned Run Average

1.	Jeff Peeples (1970-73)	1.68
2.	Carson Fulmer (2013-15)	1.99
3.	Jack Leiter (2020-21)	2.08
4.	Brian Miller (2012-14)	2.32
5.	Nick Maldonado (2020-23)	2.62
6.	Grayson Garvin (2009-11)	2.62
7.	Kyle Wright (2015-17)	2.78
8.	Walker Buehler (2013-15)	2.87
9.	Kumar Rocker (2019-21)	2.89
10.	John McLean (1970-73)	2.93

Innings Pitched

1.	Jim Heins (1986-89)	340.0
2.	Jeremy Sowers (2002-04)	338.2
3.	David Price (2005-07)	313.0
4.	Ronnie McGill (1990-93)	310.2
5.	Patrick Raby (2016-19)	308.0
6.	Mike Willis (1970-72)	307.2
7.	Mike Minor (2007-09)	304.0
8.	Taylor Hill (2008-11)	294.0
9.	Sonny Gray (2009-11)	293.1
10.	Matt Buschmann (2003-06)	289.1

Saves

1.	Brian Miller (2012-2014)	26
2.	Tyler Brown (2018-present)	20
3.	Ryan Rote (2004-05)	19
4.	Russell Brewer (2008-10)	18
5.	Nick Maldonado (2020-23)	17
6.	David Daniels (1992-95)	15
7.	Carson Fulmer (2013-15)	14
8.	Ben Bowden (2014-16)	12
	Russell Brewer (2008-10)	12
10.	Navery Moore (2009-11)	11
	Jensen Lewis (2003-05)	11
	Mark Bode (1970-73)	11

Season-by-Season Leaders

BATTING

Batting Average

1970	Jeff Love.....	.374
1971	Jerry Reasonover.....	.357
1972	Steve Estep.....	.354
1973	Rick Duncan.....	.343
1974	Rick Duncan.....	.324
1975	Rick Duncan.....	.348
1976	Steve Chandler.....	.357
1977	Jerry Robertson.....	.361
1978	Bill Hench.....	.344
1979	Mike Pike.....	.390
1980	Scotti Madison.....	.399
1981	Tim Turner.....	.339
1982	Cam Stubbs.....	.381
1983	Darren Puskarich.....	.363
1984	Joey Cora.....	.361
1985	George Flower.....	.411
1986	Greg Smith.....	.356
1987	Greg Smith.....	.411
1988	Jim Schifman.....	.359
1989	Bob Schabes.....	.352
1990	Jim Schifman.....	.362
1991	Greg Thomas.....	.401
1992	Gabe Whatley.....	.328
	Nick Morrow.....	.328
1993	Boomer Whipple.....	.374
1994	Nick Morrow.....	.390
1995	Josh Paul.....	.388
1996	Glenn Davis.....	.358
1997	Hunter Bledsoe.....	.389
1998	Clinton Johnston.....	.424
1999	Hunter Bledsoe.....	**.459
2000	Karl Nonemaker.....	.393
2001	Sean Luellwitz.....	.328
	Karl Nonemaker.....	.328
2002	Sean Luellwitz.....	.370
2003	John Kaye.....	.316
2004	Warner Jones.....	.414
2005	Mike Baxter.....	.374
2006	Ryan Flaherty.....	.339
2007	Pedro Alvarez.....	.386
2008	David Macias.....	.356
2009	Aaron Westlake.....	.377
2010	Anthony Gomez.....	.379
2011	Conrad Gregor.....	.353
2012	Anthony Gomez.....	.353
2013	Tony Kemp.....	.391
2014	Bryan Reynolds.....	.338
2013	Dansby Swanson.....	.335
2016	Jeren Kendall.....	.332
2017	Will Toffey.....	.354
2018	JJ Bleday.....	.368
2019	Austin Martin.....	.392
2020	Austin Martin.....	***.377
2021	Dominic Keegan.....	.345
2022	Dominic Keegan.....	.371
2023	Chris Maldonado.....	.310
2024	RJ Austin.....	.335

At-Bats

1970	John McLean.....	144
1971	Steve Estep.....	203
1972	Steve Estep.....	198
1973	Ted Shipley.....	194
1974	Rick Duncan.....	210
1975	Rick Duncan.....	210
1976	Bill Anderson.....	184
1977	Kenny Sholl.....	172
1978	Bill Hench.....	183
1979	Mark Elliott.....	168
1980	Charles DeFrance.....	192
1981	Charles DeFrance.....	197
1982	Charles DeFrance.....	179

1983	Joey Cora.....	169
1984	Joey Cora.....	166
1985	Joey Cora.....	201
1986	David Joiner.....	201
1987	Greg Smith.....	202
1988	Bob Schabes.....	212
1989	Jim Schifman.....	207
1990	Jim Schifman.....	229
1991	Greg Thomas.....	227
1992	Greg Thomas.....	210
1993	Boomer Whipple.....	211
	Greg Thomas.....	211
1994	Craig Sands.....	222
	Bart Nielson.....	222
1995	Josh Paul.....	219
1996	Josh Paul.....	223
1997	Josh Adeeb.....	221
1998	Matt Kata.....	227
1999	Matt Kata.....	227
2000	Karl Nonemaker.....	224
2001	Kevin Geshke.....	232
2002	Karl Nonemaker.....	212
2003	Warner Jones.....	227
2004	Warner Jones.....	268
2005	Warner Jones.....	238
2006	Brian Hernandez.....	255
2007	Ryan Flaherty.....	273
2008	David Macias.....	270
2009	Steven Liddle.....	250
2010	Andrew Giobbi.....	275
2011	Anthony Gomez.....	286
2012	Anthony Gomez.....	255
2013	Tony Kemp.....	266
2014	Dansby Swanson.....	282
2015	Rhett Wiseman.....	290
2016	Jeren Kendall.....	250
2017	Jeren Kendall.....	261
2018	Pat DeMarco.....	242
2019	Ethan Paul.....	286
2020	Cooper Davis.....	***69
2021	Parker Noland.....	246
2022	Enrique Bradfield Jr.....	243
2023	RJ Austin.....	241
2024	RJ Austin.....	242

Hits

1970	John McLean.....	47
1971	Jerry Reasonover.....	70
1972	Steve Estep.....	70
1973	Ted Shipley.....	65
1974	Rick Duncan.....	68
1975	Rick Duncan.....	73
1976	Bill Anderson.....	60
1977	Jerry Robertson.....	57
1978	Bill Hench.....	63
1979	Mike Pike.....	60
1980	Scotti Madison.....	81
1981	Tim Turner.....	57
	Jerry Williams.....	57
1982	Charles DeFrance.....	60
1983	Darren Puskarich.....	61
1984	Joey Cora.....	60
1985	Joey Cora.....	81
1986	Bill Shiverick.....	67
	Greg Smith.....	67
1987	Greg Smith.....	83
1988	Jim Schifman.....	71
1989	Jim Schifman.....	65
1990	Jim Schifman.....	83
1991	Greg Thomas.....	91
1992	Greg Thomas.....	64
1993	Boomer Whipple.....	79
1994	Nick Morrow.....	80
1995	Josh Paul.....	85
1996	Glenn Davis.....	78

1997	Josh Adeeb.....	81
1998	Clinton Johnston.....	84
1999	Hunter Bledsoe.....	95
2000	Karl Nonemaker.....	88
2001	Sean Luellwitz.....	65
2002	Sean Luellwitz.....	77
2003	Warner Jones.....	70
2004	Warner Jones.....	***111
2005	Mike Baxter.....	79
2006	Pedro Alvarez.....	79
2007	Pedro Alvarez.....	105
2008	David Macias.....	96
2009	Aaron Westlake.....	90
2010	Jason Esposito.....	94
2011	Anthony Gomez.....	96
2012	Anthony Gomez.....	90
2013	Tony Kemp.....	104
2014	Bryan Reynolds.....	95
2015	Dansby Swanson.....	94
2016	Jeren Kendall.....	83
2017	Jeren Kendall.....	80
2018	Austin Martin.....	75
2019	Austin Martin.....	105
2020	Cooper Davis.....	***24
2021	Enrique Bradfield Jr.....	82
2022	Dominic Keegan.....	85
	Spencer Jones.....	85
2023	RJ Schreck.....	66
	Jonathan Vastine.....	66
2024	RJ Austin.....	81

Runs Scored

1970	Steve Estep.....	30
1971	Jimmy Conn.....	43
1972	Bill Winchester.....	44
1973	Ted Shipley.....	48
1974	Ted Shipley.....	48
1975	Bill Hardin.....	49
1976	Bill Hardin.....	46
1977	Mike Wright.....	33
1978	Scotti Madison.....	42
1979	Bill Hench.....	35
	Mike Pike.....	35
1980	Hal Cohen.....	50
1981	Charles DeFrance.....	53
1982	Tim Turner.....	48
1983	Kent Yarbrough.....	41
1984	Joey Cora.....	49
1985	Joey Cora.....	57
1986	Joey Jackson.....	50
1987	Greg Smith.....	52
1988	Jim Schifman.....	52
1989	Bob Schabes.....	66
1990	Jim Schifman.....	61
1991	Greg Thomas.....	66
1992	Nick Morrow.....	49
1993	Vee Hightower.....	69
1994	Boomer Whipple.....	71
1995	Josh Paul.....	63
1996	Glenn Davis.....	55
1997	Josh Adeeb.....	53
	Clinton Johnston.....	53
1998	Matt Kata.....	61
1999	Hunter Bledsoe.....	61
2000	Ulises Cabrera.....	51
2001	Ashley Freeman.....	40
2002	Tony Mansolino.....	47
2003	Ryan Klosterman.....	35
2004	Ryan Klosterman.....	72
2005	Mike Baxter.....	47
2006	Pedro Alvarez.....	70
2007	Pedro Alvarez.....	76
2008	Dominic de la Osa.....	65
2009	Brian Harris.....	65
2010	Aaron Westlake.....	66

2011	Anthony Gomez.....	61
2012	Tony Kemp.....	55
2013	Tony Kemp.....	64
2014	Dansby Swanson.....	63
2015	Dansby Swanson.....	76
2016	Jeren Kendall.....	63
2017	Jeren Kendall.....	59
2018	Pat DeMarco.....	48
2019	Austin Martin.....	***87
2020	Austin Martin.....	***15
2021	Enrique Bradfield Jr.....	60
2022	Enrique Bradfield Jr.....	69
2023	Enrique Bradfield Jr.....	69
2024	RJ Austin.....	49

Doubles

1970	Jeff Love.....	7
	John McLean.....	7
1971	Jerry Reasonover.....	12
1972	John McLean.....	11
1973	Rick Duncan.....	11
1974	Rick Duncan.....	14
1975	Rick Duncan.....	14
1976	Bill Anderson.....	15
1977	Mike Wright.....	9
1978	Scotti Madison.....	12
1979	Mark Elliott.....	14
1980	Mike Pike.....	15
1981	Charles DeFrance.....	16
1982	Cam Stubbs.....	16
1983	Darren Puskarich.....	15
1984	Joey Cora.....	12
1985	Benton Patton.....	21
1986	Cam Hazen.....	15
	David Joiner.....	15
1987	Greg Smith.....	16
1988	Jamie Abbgg.....	16
	Bob Schabes.....	16
1989	Mike Skaggs.....	21
1990	Jim Schifman.....	12
	Brad Shoemaker.....	12
1991	Greg Thomas.....	18
1992	Jeff Martin.....	18
	Nick Morrow.....	18
1993	Alan Purdy.....	19
1994	Craig Sands.....	18
1995	Josh Paul.....	16
1996	Glenn Davis.....	15
	Josh Paul.....	15
1997	Josh Adeeb.....	26
1998	Matt Kata.....	19
1999	Hunter Bledsoe.....	24
2000	Ashley Freeman.....	22
2001	Sean Luellwitz.....	15
2002	Sean Luellwitz.....	16
2003	Ryan Klosterman.....	15
2004	Warner Jones.....	***27
2005	Mike Baxter.....	16
2006	Brian Hernandez.....	21
2007	Ryan Flaherty.....	23
	Dominic de la Osa.....	23
2008	Andrew Giobbi.....	22
2009	Steven Liddle.....	22
2010	Jason Esposito.....	25
2011	Jason Esposito.....	22
2012	Conrad Gregor.....	20
2013	Mike Yastrzemski.....	19
2014	Dansby Swanson.....	***27
2015	Dansby Swanson.....	24
2016	Jeren Kendall.....	16
	Bryan Reynolds.....	16
2017	Jason Delay.....	18
2018	Philip Clarke.....	16
2019	Ethan Paul.....	23
2020	Austin Martin.....	***6

Season-by-Season Leaders

2021	Dominic Keegan	17
2022	Spencer Jones	21
2023	Jonathan Vastine	18
2024	Jonathan Vastine	18

Triples

1970	Bill Winchester	2
	Adams Carroll	2
1971	Steve Estep	5
1972	John McLean	2
	Tommy Powell	2
	Chuck Boyett	2
1973	Greg Collins	3
1974	Ted Shipley	5
1975	Rick Duncan	6
1976	Jerry Robertson	3
1977	Steve Chandler	4
1978	Jerry Williams	3
	Wayne Gregory	3
1979	Mike Pike	1
	Mark Elliott	1
	Greg Wells	1
1980	Four Players	2
1981	Five Players	2
1982	Four Players	1
1983	Kent Yarborough	3
1984	Joey Cora	5
1985	Joey Cora	6
1986	Brad Harvie	3
1987	Four Players	1
1988	Jim Schifman	3
1989	Jamie Abby	4
1990	Jim Schifman	5
1991	Nick Morrow	5
1992	Gabe Whatley	4
1993	Nick Morrow	4
1994	Nick Morrow	4
	Boomer Whipple	4
	Bart Nielson	4
1995	Ryan Montgomery	6
1996	Josh Paul	3
1997	Glenn Davis	2
	Matt Kata	2
1998	Four players	1
1999	Matt Kata	2
	Scott Vanderhoff	2
2000	Five Players	1
2001	Chris Broadus	2
	Sean Luellwitz	2
2002	John Kaye	3
2003	Warner Jones	2
2004	Ryan Klosterman	**8
2005	Mike Baxter	3
2006	Dominic de la Osa	2
	Brad French	2
	Brian Hernandez	2
	David Macias	2
2007	Matt Meingasner	4
2008	Dominic de la Osa	4
2009	Steven Liddle	2
2010	Bryan Johns	2
2011	Tony Kemp	7
2012	Tony Kemp	**8
2013	Tony Kemp	6
2014	Rhett Wiseman	4
2015	Jeren Kendall	6
	Dansby Swanson	6
2016	Jeren Kendall	**8
2017	Jeren Kendall	5
2018	Alonzo Jones	3
	Harrison Ray	3
2019	Austin Martin	4
	Philip Clarke	4
2020	Cooper Davis	***2
2021	Isaiah Thomas	5

	Carter Young	5
2022	Enrique Bradfield Jr.	5
2023	Enrique Bradfield Jr.	2
	RJ Schreck	2
	Jonathan Vastine	2
2024	RJ Austin	2
	Calvin Hewett	2
	Troy LaNeve	2
	Jonathan Vastine	2

Home Runs

1970	Bill Winchester	6
1971	John McLean	10
1972	Bill Winchester	9
1973	Greg Collins	9
1974	Ted Shipley	10
1975	Rick Duncan	6
1976	Bill Hardin	7
1977	Mike Wright	7
1978	Scotti Madison	15
1979	Scotti Madison	15
1980	Scotti Madison	15
1981	Jerry Williams	8
1982	David Skinner	7
1983	George Flower	6
1984	Donald Lawson	13
1985	Jeff Graham	17
1986	Brad Harvie	13
1987	Brad Harvie	14
	Cam Hazen	14
1988	Jamie Abby	11
	Cam Hazen	11
1989	Bart King	9
1990	Jim Schifman	9
	Mike Skaggs	9
1991	Greg Thomas	16
1992	Jeff Martin	14
1993	Gabe Whatley	12
1994	Nick Morrow	19
1995	Josh Paul	11
1996	Glenn Davis	17
1997	Glenn Davis	18
	Jason Farese	18
1998	Josh Adeeb	19
	Clinton Johnston	19
1999	Hunter Bledsoe	10
2000	Adam Blue	9
2001	John Kaye	6
	Sean Luellwitz	6
	Ashley Freeman	6
2002	Sean Luellwitz	12
2003	Cesar Nicolas	7
2004	Cesar Nicolas	15
2005	Mike Baxter	9
2006	Pedro Alvarez	22
2007	Dominic de la Osa	20
2008	Ryan Flaherty	14
2009	Curt Casali	10
	Aaron Westlake	10
2010	Aaron Westlake	14
2011	Aaron Westlake	18
2012	Connor Harrell	7
2013	Connor Harrell	12
2014	Zander Wiel	5
2015	Zander Wiel	15
	Rhett Wiseman	15
	Dansby Swanson	15
2016	Bryan Reynolds	13
2017	Jeren Kendall	15
2018	Stephen Scott	15
2019	JJ Bleday	**27
2020	Isaiah Thomas	***4
2021	Carter Young	16
2022	Dominic Keegan	14

2023	RJ Schreck	14
2024	Alan Espinal	13

Runs Batted In

1970	Bill Winchester	33
1971	Steve Estep	35
1972	Bill Winchester	55
1973	Rick Duncan	51
1974	Rick Duncan	45
1975	Rick Duncan	51
1976	Bill Hardin	23
1977	Steve Chandler	26
	Mike Wright	26
1978	Scotti Madison	38
1979	Mike Pike	43
1980	Scotti Madison	56
1981	Jerry Williams	51
1982	Tim Turner	38
1983	Darren Puskarich	35
1984	Donald Lawson	36
1985	Benton Patton	59
1986	Bill Shiverick	53
1987	Greg Smith	52
1988	Greg Smith	56
1989	Jim Schifman	52
1990	Brad Shoemaker	39
1991	Greg Thomas	71
1992	Greg Thomas	54
1993	Boomer Whipple	57
1994	Nick Morrow	64
1995	Josh Paul	50
1996	Glenn Davis	61
1997	Glenn Davis	64
1998	Clinton Johnston	**74
1999	Hunter Bledsoe	51
2000	Karl Nonemaker	56
2001	Ashley Freeman	40
2002	Sean Luellwitz	51
2003	Cesar Nicolas	33
2004	Warner Jones	**74
2005	Mike Baxter	48
2006	Pedro Alvarez	64
2007	Pedro Alvarez	68
2008	Ryan Flaherty	63
2009	Curt Casali	59
2010	Jason Esposito	64
2011	Jason Esposito	59
2012	Anthony Gomez	57
2013	Connor Harrell	67
2014	Bryan Reynolds	54
2015	Zander Wiel	68
2016	Jeren Kendall	59
2017	Julian Infante	66
2018	Connor Kaiser	46
2019	Ethan Paul	73
2020	Harrison Ray	***13
	Isaiah Thomas	***13
2021	Dominic Keegan	57
2022	Dominic Keegan	67
2023	RJ Schreck	59
2024	RJ Austin	54

Walks

1970	Steve Estep	27
1971	Records Not Available	
1972	Bill Winchester	29
1973	John McLean	29
1974	Bill Hardin	39
1975	Gene Mennees	47
1976	Steve Chandler	49
1977	Steve Chandler	32
1978	Mark Elliott	45
1979	Scotti Madison	54
1980	Bill Hench	49

1981	Jerry Williams	34
1982	Erez Borowsky	44
1983	Doug Fair	38
1984	Joey Cora	31
1985	Joey Cora	27
	Benton Patton	27
1986	Brad Harvie	38
1987	Brad Harvie	38
1988	Mike Skaggs	28
1989	Bob Schabes	56
1990	Mike Skaggs	31
1991	Vee Hightower	40
1992	Nick Morrow	40
1993	Vee Hightower	**63
1994	Nick Morrow	45
1995	Boomer Whipple	44
1996	Clinton Johnston	36
1997	Clinton Johnston	44
1998	Clinton Johnston	42
1999	Hunter Bledsoe	40
2000	Ashley Freeman	32
2001	John Kaye	31
2002	Tony Mansolino	24
	Cesar Nicolas	24
2003	Ryan Klosterman	24
	Tony Mansolino	24
2004	Cesar Nicolas	40
2005	Mike Baxter	30
2006	Pedro Alvarez	57
2007	Pedro Alvarez	40
2008	Ryan Flaherty	39
2009	Brian Harris	39
2010	Brian Harris	55
2011	Aaron Westlake	47
2012	Conrad Gregor	41
2013	Conrad Gregor	54
2014	Vince Conde	41
2015	Dansby Swanson	43
2016	Will Toffey	51
2017	Will Toffey	48
2018	Austin Martin	35
2019	JJ Bleday	61
2020	Justyn-Henry Malloy	***11
2021	Enrique Bradfield Jr.	45
2022	Enrique Bradfield Jr.	41
2023	RJ Schreck	48
2024	Alan Espinal	33

PITCHING

Wins		
1970	Mike Willis	7
1971	Jeff Peeples	8
1972	John McLean	7
	Jeff Peeples	7
1973	Jeff Peeples	12
1974	Rick Rhodes	8
1975	Mike Coyne	6
	Lewis Key	6
1976	Bob Latimer	6
1977	Rickey Kittrell	7
1978	Rickey Kittrell	7
	Jack Nuismer	7
1979	Jack Nuismer	10
1980	David Nenad	7
1981	Jim Gibbs	6
1982	Brian Farley	7
	Jim Gibbs	7
1983	Jim Gibbs	4
1984	Jim Gibbs	8
1985	Mark Ambrose	7
1986	Jim Heins	8
1987	Kyle Balch	7
1988	Kyle Balch	7
1989	Mike McLochlin	8
1990	JoJo Smith	9
1991	Steve Sadecki	7

Season-by-Season Leaders

1992	Scott Newell.....	5	2001	Robert Ransom.....	2	2015	Carson Fulmer.....	127.2	1975	Lewis Key.....	50
	Bump Elliott.....	5	2002	Dean Bennett.....	6	2016	Jordan Sheffield.....	101.2		Rick Rhodes.....	50
1993	Joe Barbao.....	9	2003	Jensen Lewis.....	8	2017	Patrick Raby.....	105.1	1976	Scott Sanderson.....	65
	Matt McDonnough.....	9	2004	Ryan Rote.....	11	2018	Drake Fellows.....	96.1	1977	Scott Sanderson.....	87
1994	Matt McDonnough.....	7	2005	Ryan Rote.....	8	2019	Drake Fellows.....	116.2	1978	Rickey Kittrell.....	63
	Joe Barbao.....	7	2006	Nick Christiani.....	3	2020	Jake Eder.....	***20.0	1979	Jack Nuismer.....	78
1995	Phillip Haigler.....	5		Casey Weathers.....	3	2021	Kumar Rocker.....	122.0	1980	John Yanello.....	59
	Paul Seybt.....	5	2007	Casey Weathers.....	7	2022	Chris McElvain.....	80.1	1981	Jim Gibbs.....	57
1996	Paul Seybt.....	8	2008	Russell Brewer.....	8	2023	Devin Futrell.....	83.2	1982	Brian Farley.....	63
1997	Bert Snow.....	8	2009	Sonny Gray.....	5	2024	Bryce Cunningham.....	84.2	1983	Abbie Woyce.....	51
1998	Bert Snow.....	5	2010	Russell Brewer.....	6				1984	Jeff Edwards.....	65
	Damon Yee.....	5	2011	Navery Moore.....	11		Earned Run Average		1985	Mark Ambrose.....	100
1999	Mike Byrd.....	5	2012	Will Clinard.....	5	1970	Mike Willis.....	2.39	1986	Kyle Balch.....	68
2000	Damon Yee.....	5		Brian Miller.....	5	1971	Jeff Peeples.....	1.56	1987	Archie Smith.....	89
2001	Jeff Little.....	6	2013	Brian Miller.....	16	1972	Jeff Peeples.....	**1.30	1988	Kyle Balch.....	85
2002	Jeremy Sowers.....	6	2014	Carson Fulmer.....	10	1973	Jeff Peeples.....	1.64	1989	Mike McLochlin.....	63
2003	Jeremy Sowers.....	7	2015	Philip Pfeifer.....	5	1974	Rick Rhodes.....	3.06	1990	JoJo Smith.....	75
2004	Jeremy Sowers.....	10	2016	Ben Bowden.....	10	1975	Lewis Key.....	3.12	1991	Steve Sadecki.....	93
2005	Jensen Lewis.....	8	2017	Reed Hayes.....	7	1976	Lewis Key.....	2.19	1992	Scott Newell.....	61
2006	David Price.....	9	2018	Chandler Day.....	4	1977	Rickey Kittrell.....	2.95	1993	Ronnie McGill.....	51
2007	Casey Weathers.....	12	2019	Tyler Brown.....	**17	1978	Rickey Kittrell.....	2.95	1994	Joe Barbao.....	55
2008	Caleb Cotham.....	7	2020	Sam Hliboki.....	***2	1979	Jack Nuismer.....	3.78	1995	Phillip Haigler.....	71
	Mike Minor.....	7	2021	Nick Maldonado.....	9	1980	Gary Burns.....	3.63	1996	Phillip Haigler.....	62
2009	Caleb Cotham.....	7		Luke Murphy.....	9	1981	David Nenad.....	4.40	1997	Bert Snow.....	97
2010	Sonny Gray.....	10	2022	Thomas Schultz.....	8	1982	Abbie Woyce.....	3.37	1998	Bert Snow.....	83
2011	Grayson Garvin.....	13	2023	Nick Maldonado.....	8	1983	Abbie Woyce.....	4.04	1999	Mike Byrd.....	101
2012	Sam Selman.....	9	2024	Ryan Ginther.....	5	1984	Jim Gibbs.....	3.96	2000	Damon Yee.....	106
2013	Tyler Beede.....	**14		Brennan Seiber.....	5	1985	Kyle Balch.....	3.19	2001	Steven Faulkner.....	75
2014	Walker Buehler.....	12				1986	John Parke.....	4.61	2002	Jeremy Sowers.....	85
2015	Carson Fulmer.....	**14		Innings Pitched		1987	Archie Smith.....	4.38	2003	Jeremy Sowers.....	123
2016	Kyle Wright.....	8	1970	Mike Willis.....	79.1	1988	Kyle Balch.....	3.58	2004	Jeremy Sowers.....	119
	Jordan Sheffield.....	8	1971	Doug Wessel.....	86.0	1989	Steve Sadecki.....	4.75	2005	Jensen Lewis.....	95
2017	Patrick Raby.....	10	1972	Jeff Peeples.....	76.0	1990	JoJo Smith.....	2.67	2006	David Price.....	155
2018	Mason Hickman.....	8	1973	Jeff Peeples.....	114.2	1991	Ronnie McGill.....	4.69	2007	David Price.....	**194
2019	Drake Fellows.....	13	1974	Rick Rhodes.....	93.2	1992	Ronnie McGill.....	4.54	2008	Mike Minor.....	101
2020	Ethan Smith.....	***3	1975	Mike Coyne.....	81.1	1993	Joe Barbao.....	3.98	2009	Mike Minor.....	114
2021	Kumar Rocker.....	14	1976	Bob Latimer.....	82.0	1994	Matt McDonnough.....	3.72	2010	Sonny Gray.....	113
2022	Devin Futrell.....	9	1977	Rickey Kittrell.....	91.2	1995	David Daniels.....	3.07	2011	Sonny Gray.....	132
2023	Devin Futrell.....	8	1978	Rickey Kittrell.....	85.2	1996	Clinton Johnston.....	2.41	2012	Sam Selman.....	80
2024	Bryce Cunningham.....	7	1979	Jack Nuismer.....	100.0	1997	Damon Yee.....	2.33	2013	Kevin Ziomek.....	115
			1980	David Nenad.....	104.0	1998	Clinton Johnston.....	2.66	2014	Tyler Beede.....	116
Saves			1981	David Nenad.....	86.0	1999	Mike Byrd.....	3.59	2015	Carson Fulmer.....	167
1970	Mark Bode.....	3	1982	Brian Farley.....	80.0	2000	Andy Beal.....	4.59	2016	Jordan Sheffield.....	113
1971	Mark Bode.....	3	1983	Jim Gibbs.....	69.1	2001	Robert Ransom.....	5.94	2017	Kyle Wright.....	121
1972	Ed White.....	3	1984	Tom Wasilewski.....	66.2	2002	Jeremy Sowers.....	4.37	2018	Drake Fellows.....	107
1973	Mark Bode.....	3	1985	Mark Ambrose.....	87.1	2003	Jeremy Sowers.....	2.50	2019	Drake Fellows.....	133
1974	Wayne Palmore.....	4	1986	Jim Heins.....	87.1	2004	Ryan Mullins.....	2.58	2020	Kumar Rocker.....	***28
1975	Mike Coyne.....	2	1987	Archie Smith.....	78.0	2005	Jensen Lewis.....	2.62	2021	Jack Leiter.....	179
	Rick Rhodes.....	2	1988	Kyle Balch.....	98.0	2006	Ty Davis.....	3.91		Kumar Rocker.....	179
1976	Bob Latimer.....	4	1989	Jim Heins.....	102.0	2007	David Price.....	2.63	2022	Chris McElvain.....	100
1977	Scott Sanderson.....	3	1990	JoJo Smith.....	97.2	2008	Mike Minor.....	4.28	2023	Hunter Owen.....	76
1978	Ted Govedarica.....	6	1991	Ronnie McGill.....	88.1	2009	Russell Brewer.....	2.96	2024	Carter Holton.....	98
1979	Mike McCarthy.....	1	1992	Scott Newell.....	107.1	2010	Chase Reid.....	3.46			
	Bill Sahagian.....	1	1993	Ronnie McGill.....	100.2	2011	Sonny Gray.....	2.43			
1980	John Yanello.....	4	1994	Joe Barbao.....	110.0	2012	Drew VerHagen.....	3.50			
1981	Gary Burns.....	2	1995	Phillip Haigler.....	114.0	2013	Kevin Ziomek.....	2.12			
1982	Tom Wasilewski.....	3	1996	Phillip Haigler.....	106.2	2014	Carson Fulmer.....	1.98			
1983	Jeff Trenning.....	3	1997	Bert Snow.....	93.2	2015	Carson Fulmer.....	1.83			
1984	Jeff Trenning.....	3	1998	Bert Snow.....	90.1	2016	Jordan Sheffield.....	3.01			
1985	Mark Ambrose.....	2	1999	Mike Byrd.....	107.2	2017	Zach King.....	2.56			
	Abbie Woyce.....	2	2000	Damon Yee.....	105.1	2018	Patrick Raby.....	3.57			
1986	Scott Graf.....	2	2001	Steven Faulkner.....	99.0	2019	Mason Hickman.....	2.05			
1987	Archie Smith.....	4	2002	Jeremy Sowers.....	101.0	2020	Mason Hickman.....	***0.48			
1988	Mike McLochlin.....	2	2003	Jeremy Sowers.....	115.0	2021	Jack Leiter.....	2.13			
1989	Bryant Freer.....	3	2004	Jeremy Sowers.....	122.2	2022	Carter Holton.....	3.14			
1990	JoJo Smith.....	6	2005	Jensen Lewis.....	92.2	2023	Devin Futrell.....	3.44			
1991	Joe Morrow.....	3	2006	David Price.....	110.1	2024	Bryce Cunningham.....	4.36			
1992	Tom Pendley.....	4	2007	David Price.....	**133.1						
1993	David Daniels.....	6	2008	Mike Minor.....	103.0		Strikeouts				
1994	David Daniels.....	3	2009	Mike Minor.....	110.2	1970	Doug Wessel.....	97			
1995	David Daniels.....	3	2010	Sonny Gray.....	108.2		Mike Willis.....	97			
1996	Clinton Johnston.....	9	2011	Sonny Gray.....	126.0	1971	Doug Wessel.....	131			
1997	Matt Kata.....	6	2012	Kevin Ziomek.....	79.1	1972	Mike Willis.....	71			
1998	Four players.....	1	2013	Kevin Ziomek.....	119.0	1973	Jeff Peeples.....	113			
1999	Matt Kata.....	2	2014	Tyler Beede.....	113.1	1974	Rick Rhodes.....	73			
2000	Andy Beal.....	3									
							</				

Season-by-Season Team Statistics

Season-by-Season Team Batting Statistics

Year	G	AB	R	H	2B	3B	HR	RBI	AVG.	BB	SO	SB-SBA	PO	A	E	FLD%
1969	39	-	178	291	-	-	-	134	-	-	-	-	-	-	-	-
1970	40	1238	227	342	50	11	27	181	.276	151	217	49	-	-	-	-
1971	53	1726	278	459	59	15	36	226	.266	224	315	85	-	-	-	-
1972	50	1727	325	486	67	8	31	274	.281	234	267	68	-	-	-	-
1973	52	1649	319	461	69	13	40	264	.280	235	341	101	-	-	-	-
1974	60	1714	293	428	63	15	36	247	.250	265	257	154	-	-	-	-
1975	60	1712	308	423	54	15	23	250	.247	309	302	74	-	-	-	-
1976	50	1546	260	415	75	13	32	200	.268	232	231	90	-	-	-	-
1977	51	1503	234	411	68	8	22	180	.273	173	214	90	-	-	104	-
1978	48	1491	296	423	78	12	40	253	.284	203	<u>207</u>	65	-	-	91	-
1979	46	1372	271	369	73	5	40	238	.269	235	227	49-76	1043	449	78	.950
1980	56	1790	388	546	95	11	33	349	.305	314	219	87-115	1353	586	77	.962
1981	52	1615	331	464	110	11	55	307	.287	217	274	108-140	1196	547	91	.950
1982	46	1474	332	463	92	4	38	294	.314	218	251	101-122	1087	444	79	.951
1983	46	1463	260	414	85	10	26	232	.283	210	219	61-80	1108	505	90	.947
1984	45	1408	314	422	95	10	49	268	.300	218	240	57-82	1055	463	84	.948
1985	51	1708	403	558	104	18	86	367	<u>.327</u>	195	303	81-109	1218	515	72	.960
1986	54	1775	352	531	110	10	67	320	.299	210	370	48-78	1298	560	126	.936
1987	52	1700	399	522	107	4	76	346	.307	222	352	57-81	1222	527	117	.937
1988	53	1773	369	532	113	12	46	314	.300	203	338	66-86	1323	561	120	.940
1989	54	1797	404	522	115	10	41	355	.290	322	346	<u>182-220</u>	1373	587	95	.954
1990	58	1948	351	555	101	18	53	319	.285	234	383	79-112	1448	629	154	.931
1991	57	1906	428	565	101	16	70	385	.296	281	386	85-108	1415	544	92	.955
1992	54	1755	355	501	108	16	65	313	.285	284	399	68-99	1364	604	102	.951
1993	56	1895	382	582	127	6	63	333	.307	261	328	115-156	1421	617	93	.956
1994	58	1967	446	587	112	19	57	405	.298	264	410	104-144	1503	681	107	.953
1995	56	1950	362	540	119	16	40	329	.277	273	412	86-125	1495	619	101	.954
1996	54	1860	372	544	108	10	82	346	.292	240	485	68-94	1415	608	101	.951
1997	55	1952	449	616	122	6	85	400	.316	248	437	58-82	1432	577	111	.948
1998	53	1856	414	561	120	6	71	381	.302	239	417	62-92	1367	592	128	.939
1999	55	1963	349	603	134	8	43	311	.307	219	356	83-107	1453	624	117	.947
2000	54	1885	345	559	126	5	40	315	.297	209	368	51-72	1408	554	83	.959
2001	55	1885	305	508	113	7	33	274	.269	247	411	50-73	1460	569	62	.970
2002	51	1780	302	507	116	6	41	280	.285	161	382	41-57	1349	546	68	.965
2003	55	1872	216	483	92	5	25	197	.258	158	328	47-75	1497	602	60	.972
2004	64	2243	398	681	119	26	53	363	.304	189	375	93-112	1723	599	52	.978
2005	55	1914	298	557	86	8	38	271	.291	168	291	95-120	1487	548	68	.968
2006	65	2291	424	705	131	13	57	388	.308	239	369	49-79	1738	634	74	.970
2007	67	2417	491	<u>782</u>	158	16	66	443	.324	244	405	75-103	1820	696	69	.973
2008	63	2256	448	697	135	21	62	400	.309	253	414	80-109	1707	594	70	.970
2009	64	2173	449	665	134	8	56	397	.306	259	389	89-123	1668	576	65	.972
2010	66	2329	481	719	160	7	63	437	.310	301	393	80-105	1814	716	66	.975
2011	66	2269	459	714	130	14	51	413	.315	258	361	80-111	1749	658	66	.973
2012	63	2076	349	556	115	19	27	315	.268	249	426	92-120	1675	613	82	.965
2013	66	2238	459	700	126	17	41	418	.313	295	394	139-175	1788	644	58	.977
2014	<u>72</u>	2359	403	655	145	14	22	351	.278	269	463	120-166	1919	<u>765</u>	69	.975
2015	<u>72</u>	<u>2505</u>	476	726	152	<u>28</u>	69	433	.290	302	610	106-138	<u>1967</u>	731	58	.979
2016	62	2076	416	568	115	26	43	375	.274	268	530	88-125	1654	600	59	.974
2017	62	2141	409	599	114	17	51	379	.280	287	475	54-80	1676	639	58	.976
2018	62	2078	386	559	106	13	67	339	.269	296	565	101-122	1622	548	<u>41</u>	<u>.981</u>
2019	71	2477	<u>578</u>	770	<u>164</u>	19	<u>100</u>	<u>541</u>	.311	<u>389</u>	603	80-100	1901	598	50	.980
2020#	18	596	104	165	37	2	9	99	.277	74	129	27-30	485	129	17	.973
2021	67	2291	454	653	130	21	92	433	.285	301	620	92-104	1794	510	65	.973
2022	62	2101	425	600	115	16	77	390	.286	305	506	98-109	1635	539	52	.977
2023	62	2097	438	576	114	10	76	397	.275	285	469	76-95	1643	457	42	.980
2024	61	2026	412	579	126	11	72	387	.286	233	513	102-117	1568	505	49	.977

Season suspended due to COVID-19

Team Best Marks Underlined

Season-by-Season Team Statistics

Season-by-Season Team Pitching Statistics

Year	G	W-L	PCT.	ERA	SV	CG	SHO	IP	H	R-ER	BB	SO	HR	BK	HB	WP
1970	40	24-16	.600	3.24	6	-	4	324.2	262	157-117	194	359	-	-	-	25
1971	53	33-19	.635	3.38	11	-	-	447.1	359	199-151	240	440	-	-	-	3
1972	50	35-17	.700	3.51	10	23	-	438.2	424	228-171	224	415	-	-	-	-
1973	52	36-16	.692	3.21	8	<u>29</u>	-	420.2	364	<u>184-150</u>	210	360	-	-	-	-
1974	60	37-22	.617	4.26	7	26	-	465.1	482	269-220	247	252	-	-	-	-
1975	60	30-29	.500	4.30	5	28	-	456.2	456	299-218	278	280	-	-	-	-
1976	50	27-23	.540	4.14	7	25	-	404.0	425	270-186	247	277	-	-	-	-
1977	51	25-25	.490	3.71	3	-	-	390.2	396	238-161	186	368	-	-	<u>7</u>	24
1978	48	31-17	.646	5.01	9	-	-	382.1	443	272-213	180	251	-	-	16	23
1979	46	21-25	.457	5.67	2	23	2*	349.0	396	285-219	246	223	32	1	9	25
1980	56	34-21	.618	4.49	9	14	8*	451.0	447	261-225	300	262	29	2	22	<u>21</u>
1981	52	26-25	.510	5.85	6	13	1	398.2	461	332-259	292	243	49	2	14	33
1982	46	28-17	.622	4.77	6	13	4*	362.1	363	259-192	305	258	30	2	14	<u>21</u>
1983	46	22-23	.489	5.14	8	8	2*	369.1	401	279-211	245	303	35	1	13	33
1984	45	28-17	.622	5.35	7	11	1*	351.2	388	270-209	242	309	44	4	16	37
1985	51	35-16	.686	4.66	6	15	7*	406.0	408	262-210	234	386	44	4	25	26
1986	54	25-29	.463	5.35	6	15	3*	432.2	525	352-257	232	310	42	4	22	50
1987	52	27-25	.519	5.74	7	10	1	408.0	478	338-260	219	358	45	5	17	29
1988	53	30-23	.566	4.45	4	12	2	441.0	449	295-218	259	372	45	3	18	37
1989	54	31-21	.596	5.33	9	10	0	459.1	476	324-271	258	283	57	<u>0</u>	27	49
1990	58	28-30	.483	5.26	10	11	1	484.1	565	401-282	269	337	42	5	40	53
1991	57	29-27	.518	5.65	9	7	0	473.1	530	359-296	260	350	56	4	23	55
1992	54	29-24	.547	6.04	10	5	0	456.1	553	373-305	240	284	56	4	44	45
1993	56	32-23	.582	6.00	11	2	0	473.2	545	375-316	279	261	60	4	38	44
1994	58	28-30	.483	5.57	4	10	5	501.0	556	375-310	265	325	52	5	35	50
1995	56	26-30	.465	4.52	8	5	0	498.1	530	354-250	209	360	39	4	33	44
1996	54	29-25	.537	5.59	12	4	2	471.2	573	365-293	179	329	65	6	38	32
1997	55	31-24	.564	6.00	7	2	1	477.1	566	410-318	250	408	78	2	37	58
1998	53	25-28	.472	6.40	4	2	3	455.2	576	427-324	224	408	88	6	60	42
1999	55	22-33	.400	5.85	4	3	0	484.1	604	396-315	231	437	74	4	37	49
2000	54	21-33	.389	5.94	7	7	0	469.1	529	390-310	270	382	50	5	67	62
2001	55	24-31	.436	6.45	6	3	1*	486.2	595	395-349	231	324	67	4	59	32
2002	51	24-27	.471	5.98	12	5	1	449.2	529	348-299	228	312	45	12	53	52
2003	55	27-28	.491	3.46	15	1	3	499.0	475	237-192	<u>168</u>	432	32	12	36	24
2004	64	45-19	.703	3.34	17	6	10*	574.1	532	253-213	195	518	39	5	55	28
2005	55	34-21	.618	3.38	16	3	5*	495.2	429	223-186	189	514	26	3	55	36
2006	65	38-27	.585	4.18	11	7	4	579.1	556	308-269	229	574	45	11	71	42
2007	67	54-13	.806	3.55	13	7	4	606.2	535	266-239	180	633	38	5	65	33
2008	63	41-22	.651	4.68	15	3	2*	569.0	577	338-296	231	587	55	9	65	44
2009	64	37-27	.578	4.66	17	6	6*	556.0	586	326-288	207	604	68	8	48	44
2010	66	46-20	.697	3.69	14	3	6	604.2	592	298-248	224	557	48	3	49	26
2011	66	54-12	.818	<u>2.44</u>	18	3	7*	583.0	466	187-158	199	567	29	7	60	32
2012	63	35-28	.556	4.05	13	2	5	558.1	534	293-251	253	452	32	11	78	41
2013	66	54-12	.818	2.76	24	3	3*	596.0	469	217-183	258	520	20	4	64	50
2014	<u>72</u>	51-21	.708	2.90	21	3	8*	639.2	486	252-206	245	636	<u>16</u>	6	61	63
2015	<u>72</u>	51-21	.708	2.84	13	4	14*	<u>655.2</u>	508	247-207	295	703	31	9	52	54
2016	62	43-19	.694	3.25	19	2	9*	551.1	473	249-199	211	593	26	2	52	52
2017	62	36-25	.590	3.71	12	3	5	558.2	464	271-230	227	544	47	3	59	56
2018	62	35-27	.564	4.23	13	1	4	540.2	486	280-254	239	567	45	6	53	60
2019	71	<u>59-12</u>	<u>.830</u>	3.72	<u>32</u>	3	6*	633.2	537	291-262	268	765	33	8	68	64
2020#	18	13-5	.722	1.84	5	0	4*	161.2	99	42-33	66	218	3	0	15	17
2021	67	49-18	.731	3.46	24	3	8*	598.0	416	267-230	248	<u>790</u>	76	6	64	53
2022	62	39-23	.629	3.95	11	3	10*	545.0	449	275-239	243	627	59	1	63	43
2023	62	42-20	.700	4.27	12	1	6*	547.2	442	291-260	251	600	74	0	70	33
2024	61	38-23	.623	5.18	17	2	4*	522.2	478	347-301	235	595	76	1	80	49

Season suspended due to COVID-19

* Includes combined shutouts

Team Best Marks Underlined

Season-by-Season Results

1886 (1-1)

Sewanee..... W.....	10-2
Sewanee..... L.....	3-11

1887 (1-0)

Sewanee..... W.....	21-2
---------------------	------

1888 (2-0)

Tennessee..... W.....	9-6
Tennessee..... W.....	9-1

1889 (1-1)

Sewanee..... L.....	7-8
Sewanee..... W.....	8-1

1890

No Records Available

1891 (0-3)

Cumberland..... L.....	9-10
Cumberland..... L.....	3-10
Cumberland..... L.....	5-7

1892 (5-4)

Tennessee..... W.....	17-9
Tennessee..... L.....	6-9
Cumberland..... L.....	6-11
Cumberland..... W.....	11-0
Cumberland..... W.....	5-2
Cumberland..... L.....	5-9
Cumberland..... W.....	4-2
Washington and Lee..... L.....	0-11

1893 (5-3-2)

Sewanee..... L.....	0-1
Sewanee..... W.....	3-1
Sewanee..... L.....	8-12
Cumberland..... W.....	4-0
Cumberland..... T.....	6-6
Nashville..... W.....	5-1
Alabama..... L.....	1-2
Alabama..... T.....	2-2
Alabama..... W.....	10-5
Alabama..... W.....	4-1

1894 (4-4)

Sewanee..... L.....	1-7
Tennessee..... L.....	3-4
Tennessee..... W.....	6-5
Cumberland..... W.....	23-4
Cumberland..... W.....	14-7
Alabama..... W.....	12-1
Alabama..... L.....	9-10
Alabama..... L.....	3-21

1895 (3-0)

Sewanee..... W.....	12-8
Sewanee..... W.....	6-5
Cumberland..... W.....	8-7

1896 (7-2-1)

Sewanee..... W.....	4-3
Sewanee..... W.....	8-4
Sewanee..... W.....	5-4
Sewanee..... W.....	8-5
Sewanee..... L.....	5-13
Tennessee..... W.....	4-3
Tennessee..... W.....	13-4
Tennessee..... L.....	7-9

Cumberland..... T.....	12-12
Cumberland..... W.....	16-6

1897 (8-4)

Sewanee..... L.....	2-4
Sewanee..... L.....	2-9
Sewanee..... W.....	14-4
Sewanee..... L.....	2-3
Sewanee..... W.....	16-12
Tennessee..... W.....	10-4
Tennessee..... W.....	15-7
Cumberland..... W.....	17-2
Cumberland..... W.....	12-5
Georgia..... W.....	1-0
Georgia..... L.....	4-12
Georgia..... W.....	3-1

1898 (8-2-1)

Sewanee..... T.....	5-5
Sewanee..... W.....	4-1
Sewanee..... W.....	10-5
Nashville..... W.....	6-3
Georgia..... W.....	13-1
Georgia..... W.....	3-0
Georgia..... W.....	4-0
Pennsylvania..... L.....	0-10
Pennsylvania..... L.....	3-7
Cincinnati..... W.....	15-5
Cincinnati..... W.....	8-0

1899 (5-4)

Tennessee..... W.....	20-0
Tennessee..... W.....	7-6
Cumberland..... W.....	15-8
Nashville..... W.....	17-5
Nashville..... W.....	14-3
Georgia..... L.....	0-3
Georgia..... L.....	6-7
Georgia..... L.....	9-10
Cornell..... L.....	11-12

1900 (8-7)

Sewanee..... W.....	8-7
Sewanee..... W.....	5-2
Sewanee..... L.....	2-11
Sewanee..... W.....	8-7
Tennessee..... L.....	2-5
Tennessee..... L.....	4-10
Tennessee..... W.....	10-1
Cumberland..... W.....	13-2
Chicago..... L.....	3-18
Chicago..... L.....	7-22
Chicago..... L.....	8-11
Mississippi..... W.....	6-5
Southwestern Presbyterian..... W.....	20-8
Texas..... L.....	2-3
Texas..... W.....	14-4

1901 (9-3)

Sewanee..... W.....	8-2
Sewanee..... W.....	15-7
Sewanee..... W.....	7-6
Cumberland..... W.....	25-0
Alabama..... L.....	10-11
Alabama..... W.....	11-3
Alabama..... W.....	11-7
Mercer..... L.....	4-6

Georgia Tech..... W.....	6-5
Georgia Tech..... L.....	2-7
Central..... W.....	5-2
Central..... W.....	10-0

1902 (11-6-1)

Sewanee..... W.....	31-3
Sewanee..... L.....	4-8
Sewanee..... W.....	21-1
Sewanee..... L.....	3-8
Sewanee..... L.....	4-8
Tennessee..... W.....	12-5
Tennessee..... W.....	11-10
Tennessee..... W.....	9-8
Tennessee..... W.....	13-2
Tennessee..... L.....	2-7
Nashville..... W.....	12-4
Nashville..... W.....	30-2
Southwestern Presbyterian..... L.....	8-9
Southwestern Presbyterian..... L.....	2-5
Southwestern Presbyterian..... W.....	17-0
Central..... T.....	10-10
Central..... W.....	14-0
Central..... W.....	5-2

1903 (15-2)

Sewanee..... W.....	9-1
Sewanee..... L.....	7-10
Sewanee..... W.....	18-5
Sewanee..... W.....	14-2
Cumberland..... W.....	18-9
Cumberland..... W.....	10-2
Georgia..... W.....	12-11
Southwestern Presbyterian..... W.....	15-6
Southwestern Presbyterian..... W.....	17-0
Texas..... W.....	17-8
Texas..... L.....	2-6
Texas..... W.....	8-5
Georgia Tech..... W.....	7-2
Georgia Tech..... W.....	4-2
Central..... W.....	8-3
Central..... W.....	8-5
Central..... W.....	17-7

1904 (19-6)

Sewanee..... W.....	1-0
Sewanee..... W.....	6-2
Sewanee..... W.....	4-0
Sewanee..... W.....	16-2
Cumberland..... W.....	6-0
Cumberland..... L.....	3-4
Nashville..... W.....	5-1
Nashville..... W.....	5-4
Nashville..... L.....	3-7
Alabama..... L.....	4-7
Alabama..... W.....	12-4
Alabama..... W.....	8-3
Southwestern Presbyterian..... W.....	5-2
Southwestern Presbyterian..... W.....	1-0
Southwestern Presbyterian..... W.....	14-5
Georgia Tech..... W.....	3-1
Georgia Tech..... L.....	1-3
Georgia Tech..... W.....	5-2
Central..... W.....	6-1
Central..... L.....	1-3
Central..... W.....	9-0
Southwestern Presbyterian..... W.....	9-6
Southwestern Presbyterian..... L.....	1-3
Southwestern Presbyterian..... W.....	2-1

Washington..... W.....	14-3
------------------------	------

1905 (22-5)

Sewanee..... L.....	2-5
Sewanee..... L.....	2-4
Sewanee..... W.....	7-2
Sewanee..... W.....	4-3
Sewanee..... W.....	6-0
Tennessee..... W.....	5-4
Tennessee..... W.....	7-6
Nashville..... W.....	15-13
Nashville..... W.....	12-2
Nashville..... W.....	18-5
Alabama..... W.....	7-1
Alabama..... W.....	6-2
Alabama..... W.....	6-3
Cincinnati..... W.....	4-0
Cincinnati..... W.....	13-4
Cornell..... L.....	6-10
Cornell..... L.....	0-3
Texas..... L.....	2-3
Texas..... W.....	6-2
Central..... W.....	7-0
Central..... W.....	8-4
Central..... W.....	3-1
Kentucky State..... W.....	7-2
Kentucky State..... W.....	8-6
Kentucky State..... W.....	8-4
Indiana..... W.....	7-2
Indiana..... W.....	4-0

1906 (11-10)

Sewanee..... W.....	8-7
Sewanee..... W.....	4-0
Sewanee..... L.....	1-2
Sewanee..... L.....	2-7
Tennessee..... L.....	5-6
Tennessee..... W.....	7-1
Tennessee..... W.....	6-2
Nashville..... W.....	8-6
Nashville..... W.....	10-2
Alabama..... W.....	8-0
Alabama..... W.....	10-4
Alabama..... W.....	9-3
Cornell..... L.....	4-5
Cornell..... L.....	2-3
Cornell..... L.....	1-8
Georgia Tech..... L.....	1-5
Georgia Tech..... L.....	1-2
Georgia Tech..... L.....	4-5
Michigan..... W.....	3-1
Michigan..... L.....	2-4
Michigan..... W.....	6-5

1907 (15-5)

Sewanee..... W.....	3-1
Sewanee..... W.....	6-4
Sewanee..... W.....	3-1
Sewanee..... W.....	6-4
Sewanee..... W.....	4-2
Cumberland..... W.....	14-2
Cumberland..... W.....	6-4
Cumberland..... W.....	4-2
Alabama..... L.....	1-4
Alabama..... L.....	4-7
Southwestern Presbyterian..... W.....	4-2
Southwestern Presbyterian..... L.....	4-5
Southwestern Presbyterian..... W.....	10-1
Texas..... W.....	11-0

Season-by-Season Results

Texas.....L.....	3-5
Texas.....W.....	5-3
Georgia Tech.....W.....	6-0
Georgia Tech.....W.....	6-5
Georgia Tech.....L.....	2-3
Howard.....W.....	7-2

1908 (11-9-2)

Sewanee.....L.....	7-17
Sewanee.....W.....	5-4
Sewanee.....W.....	5-4
Sewanee.....W.....	4-2
Tennessee.....W.....	5-3
Tennessee.....L.....	2-5
Defiance.....W.....	10-0
Indiana.....W.....	6-0
Indiana.....W.....	9-1
Indiana.....W.....	15-6
Nashville.....L.....	6-7
Michigan.....L.....	6-9
Michigan.....L.....	0-7
Auburn.....W.....	9-6
Auburn.....L.....	4-8
Georgia.....L.....	3-5
Georgia.....L.....	4-16
Georgia Tech.....L.....	3-13
Georgia Tech.....L.....	6-10
Kentucky.....W.....	9-6
Kentucky.....W.....	9-7
Tennessee.....L.....	2-3
Tennessee.....W.....	6-5
Mississippi A&M.....W.....	3-2
Mississippi A&M.....L.....	4-5
Middle Tennessee.....W.....	6-4
Middle Tennessee.....W.....	2-1
Alabama.....L.....	0-12
Alabama.....L.....	3-4
Western Kentucky.....W.....	6-3

1927 (11-12)

Coach: Bill Schwartz

Lions of Nashville.....W.....	9-7
Georgia.....W.....	8-2
Georgia.....L.....	1-9
Florida.....L.....	3-5
Georgia Tech.....W.....	7-3
Georgia Tech.....L.....	3-10
Auburn.....L.....	0-4
Auburn.....L.....	4-6
Auburn.....W.....	2-1
Tennessee.....W.....	9-5
Tennessee.....W.....	13-3
Mississippi A&M.....W.....	5-4
Mississippi A&M.....L.....	1-2
Boston College.....L.....	2-20
Harvard.....L.....	4-7
Holy Cross.....L.....	2-6
Princeton.....L.....	7-11
Yale.....L.....	0-2
Manhattan.....W.....	4-2
Brown.....W.....	4-1
Providence.....W.....	6-5
Amherst.....W.....	9-7
Dartmouth.....L.....	6-7

1928 (7-6)

Coach: Bill Schwartz

Michigan.....L.....	1-10
Michigan.....W.....	4-3
Notre Dame.....L.....	2-4
Cumberland.....W.....	9-0

Mufreesboro Teachers... W.....	1-5
Kentucky.....W.....	6-4
Georgia Tech.....L.....	3-8
Georgia Tech.....L.....	8-10
Tennessee.....W.....	9-1
Tennessee.....W.....	17-4
Middle Tennessee Teachers..L.....	10-11
Tennessee Tech.....L.....	2-3
Tennessee Tech.....W.....	5-3

1929 (17-5)

Coach: Bill Schwartz

Michigan State.....W.....	7-2
Michigan State.....W.....	12-1
Michigan.....W.....	
Wisconsin.....W.....	
Wisconsin.....L.....	3-8
Georgia Tech.....W.....	
Kentucky.....	
Kentucky.....	
Alabama.....L.....	1-3
Alabama.....T.....	3-3
Auburn.....W.....	8-6
Auburn.....L.....	6-7
Georgia Tech.....W.....	3-0
Georgia Tech.....W.....	6-1
Virginia.....	
Tennessee.....W.....	5-1
Tennessee.....W.....	8-1

1930 (9-7)

Coach: Bill Schwartz

Michigan State.....W.....	5-4
Wisconsin.....L.....	5-6
Wisconsin.....L.....	6-9
Michigan.....L.....	7-8
Kentucky.....L.....	
Kentucky.....W.....	13-5
Alabama.....L.....	2-8
Alabama.....L.....	2-8
Georgia Tech.....L.....	5-10
Georgia Tech.....W.....	6-1
Tennessee.....W.....	14-2
Auburn.....W.....	
Auburn.....W.....	
Tennessee Tech.....W.....	11-10
Middle Tennessee Teachers..W.....	1-0

1931 (7-7)

Coach: Bill Schwartz

Michigan.....L.....	2-3
Michigan.....W.....	5-2
Wisconsin.....L.....	4-6
MICHIGAN.....L.....	4-5
Ole Miss.....W.....	6-3
Ole Miss.....W.....	10-3
KENTUCKY.....W.....	8-7
KENTUCKY.....L.....	1-2
Kentucky.....W.....	6-5
Kentucky.....L.....	7-14
Auburn.....L.....	1-19
Auburn.....L.....	1-3
Tennessee Tech.....W.....	12-4
Tennessee Tech.....W.....	5-2

1932 (16-4)

Coach: Bill Schwartz

Michigan State.....W.....	2-1
Michigan State.....L.....	2-4
Tennessee Tech.....W.....	16-3
Maryville.....W.....	12-9

Bethel.....L.....	2-3
Bethel.....W.....	16-6
Birmingham Southern... W.....	14-1
W. Ky. Teach.....W.....	6-5
W. Ky. Teach.....W.....	7-6
Ole Miss.....W.....	9-7
Ole Miss.....W.....	2-1
Maryville.....W.....	18-5
Maryville.....W.....	9-5
W. Ky. Teach.....L.....	6-7
W. Ky. Teach.....W.....	5-2
Miss A&M.....L.....	1-3
Miss A&M.....W.....	6-3
Tennessee Tech.....W.....	4-0
Tennessee Tech.....W.....	5-4
Cumberland.....W.....	12-8

1933 (9-1)

Coach: Unavailable

Western Tennessee Teachers..W.....	4-0
Bethel.....W.....	13-3
Bethel.....L.....	4-5
Cumberland.....W.....	5-3
W. Tenn. Teach.....W.....	6-5
W. Tenn. Teach.....W.....	3-2
Bethel.....W.....	8-7
Bethel.....W.....	5-3
Lambuth.....W.....	15-2
Tennessee Tech.....W.....	5-4

1934 (5-6)

Coach: Bill Schwartz

Georgia Tech.....L.....	7-9
Georgia Tech.....L.....	3-5
Cumberland.....L.....	1-3
Western TN Teachers.....W.....	11-3
Western TN Teachers.....W.....	7-4
Cumberland.....W.....	9-7
Lambuth.....W.....	3-1
Western TN Teachers.....L.....	7-9
Western TN Teachers.....L.....	4-8
Georgia Tech.....L.....	2-3
Georgia Tech.....W.....	6-5

1935 (10-2)

Coach: Bill Schwartz

Results Not Available

1936 (15-2)

Coach: Bill Schwartz

Burke Comp.....W.....	2-1
Cumberland.....W.....	7-4
Illinois Wesleyan.....L.....	4-7
Cincinnati.....W.....	7-6
Lipscomb.....W.....	8-2
W. Ky. Teach.....L.....	1-8
W. Tenn. Teach.....W.....	11-3
W. Tenn. Teach.....W.....	15-10
Lambuth.....W.....	9-0
Lambuth.....W.....	11-3
Memphis.....W.....	13-5
Memphis.....W.....	11-5
Lambuth.....W.....	10-0
Lambuth.....W.....	26-9
Tennessee Tech.....W.....	15-14

1937 (11-4)

Coach: Bill Schwartz

Ill. State Normal.....L.....	5-6
Nashville Vols.....L.....	4-15
Lambuth.....W.....	8-7

Lambuth.....W.....	7-2
Cumberland.....W.....	11-5
Tennessee Tech.....W.....	9-7
Cumberland.....W.....	16-6
Western Kentucky.....L.....	7-8
Western Kentucky.....W.....	6-2
Florida.....L.....	4-5
Florida.....W.....	4-2
Lambuth.....W.....	26-1
Lambuth.....W.....	15-10
Western Kentucky.....W.....	3-2
Tennessee Tech.....W.....	7-2

1938 (6-3)

Coach: Bill Schwartz

Austin Peay.....W.....	12-2
Georgia Tech.....L.....	2-7
Georgia Tech.....L.....	0-4
Mufreesboro Teach.....W.....	9-4
Tennessee Tech.....W.....	15-3
Georgia Tech.....W.....	8-3
Western Kentucky.....W.....	13-9
Murfreesboro Teach.....L.....	6-7
Tennessee Tech.....W.....	12-8

1939 (11-5)

Coach: Bill Schwartz

Illinois Wesleyan.....W.....	10-5
US Navy Base.....W.....	12-8
Troy State Teachers.....W.....	4-2
Nashville Vols.....L.....	1-15
Lambuth.....W.....	8-7
Lambuth.....W.....	7-2
Cumberland.....W.....	16-6
Tennessee Tech.....W.....	9-7
Cumberland.....W.....	16-6
W. Ky. Teach.....L.....	7-8
W. Ky. Teach.....W.....	6-2
Florida.....W.....	5-4
Florida.....W.....	4-2
Lambuth.....W.....	26-1
Lambuth.....W.....	15-10
Western Kentucky.....W.....	13-9
Mufreesboro Teachers.....L.....	6-7
Tennessee Tech.....W.....	12-8

1940 (8-2)

Coach: Bill Schwartz

Georgia Tech.....L.....	0-6
Georgia Tech.....L.....	5-7
Bethel.....W.....	14-2
Kentucky.....W.....	
Kentucky.....W.....	
Kentucky.....W.....	
Georgia Tech.....W.....	
Georgia Tech.....W.....	
Unavailable.....W.....	
Unavailable.....W.....	

Season-by-Season Results

1941 (8-10)

Coach: Unavailable

Western Kentucky.....	L.....	12-16
Michigan State.....	W.....	11-10
Illinois Wesleyan.....	L.....	2-8
Georgia Tech.....	L.....	7-8
Georgia Tech.....	L.....	4-11
Bradley Tech.....	W.....	13-12
Kentucky.....	W.....	9-3
Kentucky.....	L.....	10-13
Middle Tennessee.....	W.....	9-2
Georgia Tech.....	L.....	5-7
Georgia Tech.....	W.....	7-4
Tennessee Tech.....	L.....	14-15
Western Kentucky.....	W.....	7-4
Tennessee Tech.....	W.....	7-6
Kentucky.....	L.....	2-5
Kentucky.....	L.....	8-6
Middle Tennessee.....	L.....	6-13

1942 (10-8-1)

Coach: James A. Scoggins

Ill. Wesleyan.....	L.....	6-12
DePauw.....	W.....	15-5
Kentucky.....	L.....	6-9
Kentucky.....	W.....	2-1
Georgia Tech.....	L.....	1-7
Georgia Tech.....	L.....	3-5
Murfreesboro Teachers...L.....		3-5
Georgia Tech.....	L.....	4-7
Georgia Tech.....	W.....	10-5
Tennessee.....	W.....	13-9
Tennessee.....	T.....	5-5
T.P.I.....	L.....	4-7
Kentucky.....	W.....	20-8
Kentucky.....	W.....	5-4
Murfreesboro Teachers...W.....		8-4
Tennessee.....	W.....	5-1
Tennessee.....	L.....	4-11
Lipscomb.....	W.....	15-2
Nash. Terminals.....	W.....	7-6

1943 (14-8)

Coach: Unavailable

Georgia Tech.....		
Georgia Tech.....		
Georgia Tech.....		
Kentucky.....		
Kentucky.....		
Kentucky.....		
LSU(Away).....	L.....	1-3
LSU(Away).....	W.....	2-0
KENTUCKY.....	W.....	9-3
KENTUCKY.....	W.....	8-4
MISSISSIPPI.....	L.....	1-10
MISSISSIPPI.....	L.....	1-15
MISSISSIPPI.....	L.....	3-15
Alabama.....	L.....	3-1
Alabama.....	L.....	3-1
MIDDLE TENNESSEE.....	L.....	6-4

1944

Did Not Compete

1945

Did Not Compete

1946

Did Not Compete

1947 (10-11, 2-5)

Coach: James A. Scoggins

Bradley.....	L.....	6-15
--------------	--------	------

Western Kentucky.....	W.....	3-2
Purdue.....	L.....	3-10
Tennessee.....	L.....	8-10
Tennessee.....	W.....	6-2
Western Illinois.....	W.....	4-0
Eagles (Nashville).....	W.....	8-5
Tennessee Tech.....	W.....	16-2
Kentucky.....	L.....	3-5
Middle Tennessee.....	L.....	3-6
Georgia Tech.....	W.....	10-8
Georgia Tech.....	L.....	5-6
Tennessee.....	L.....	6-9
Tennessee.....	W.....	7-0
Tennessee Tech.....	W.....	7-4
Kentucky.....	L.....	0-8
Kentucky.....	L.....	5-0
Western Kentucky.....	L.....	2-4
Georgia Tech.....	L.....	5-8
Georgia Tech.....	W.....	10-5

1948 (11-9-2, 7-8-1)

Coach: Tommy Harrison

NORTHERN ILLINOIS.....	W.....	4-2
NORTHERN ILLINOIS.....	W.....	5-4
Georgia Tech.....	L.....	6-8
Georgia Tech.....	L.....	6-8
PURDUE.....	T.....	5-5
TENNESSEE.....	T.....	4-4
TENNESSEE.....	W.....	6-2
Kentucky.....	W.....	5-1
Kentucky.....	W.....	12-6
GEORGIA.....	L.....	4-8
GEORGIA.....	W.....	8-6
MONSANTO.....	W.....	9-4
KENTUCKY.....	W.....	10-9
KENTUCKY.....	L.....	0-7
MIDDLE TENNESSEE.....	W.....	5-4
Tennessee.....	W.....	4-3
Tennessee.....	W.....	5-1
Auburn.....	L.....	1-4
Auburn.....	L.....	7-9
Middle Tennessee.....	L.....	1-6
AUBURN.....	L.....	3-7
AUBURN.....	L.....	0-13

1949 (8-11-1, 4-8)

Coach: Dave Scobey

Chicago.....	W.....	3-0
ILLINOIS STATE.....	L.....	2-4
ILLINOIS STATE.....	W.....	9-0
Georgia.....	L.....	6-10
Georgia.....	W.....	4-3
Tennessee.....	L.....	6-18
Tennessee.....	L.....	3-4
KENTUCKY.....	L.....	2-4
KENTUCKY.....	L.....	8-10
Western Kentucky.....	T.....	6-6
Kentucky.....	L.....	2-7
Kentucky.....	L.....	7-11
Auburn.....	W.....	6-1
Auburn.....	L.....	2-3
EVANSVILLE.....	L.....	9-12
TENNESSEE.....	W.....	6-2
TENNESSEE.....	W.....	6-2
MURRAY STATE.....	W.....	12-6
Middle Tennessee.....	W.....	6-3
Tennessee Tech.....	L.....	6-10

1950 (6-16, 4-13)

Coach: Dave Scobey

MIAMI (Ohio).....	L.....	5-7
Georgia Tech.....	W.....	5-3
Georgia Tech.....	L.....	9-13
MIDDLE TENNESSEE.....	L.....	1-12

TENNESSEE.....	W.....	11-5
TENNESSEE.....	W.....	8-7
MILLIKIN.....	L.....	5-12
KENTUCKY.....	L.....	6-14
KENTUCKY.....	L.....	1-2
GEORGIA TECH.....	L.....	3-22
GEORGIA TECH.....	W.....	11-3
GEORGIA.....	L.....	7-23
GEORGIA.....	L.....	4-8
Tennessee.....	L.....	2-11
Tennessee.....	L.....	4-10
Kentucky.....	L.....	7-8
Middle Tennessee.....	W.....	22-2
Evansville.....	W.....	6-5
AUBURN.....	L.....	4-6
AUBURN.....	L.....	3-12
Auburn.....	L.....	4-9
Auburn.....	L.....	4-12

1951 (0-18-1, 0-13-1)

Coach: Dave Scobey

ILLINOIS STATE.....	L.....	9-13
ILLINOIS STATE.....	L.....	1-7
KENTUCKY.....	T.....	10-10
KENTUCKY.....	L.....	13-15
Kentucky.....	L.....	5-17
MIDDLE TENNESSEE.....	L.....	5-13
Tennessee.....	L.....	0-17
Georgia Tech.....	L.....	11-14
Georgia Tech.....	L.....	8-22
MISSISSIPPI STATE.....	L.....	2-4
MISSISSIPPI STATE.....	L.....	3-10
TENNESSEE.....	L.....	2-20
TENNESSEE.....	L.....	6-7
Alabama.....	L.....	0-5
Alabama.....	L.....	4-7
ALABAMA.....	L.....	2-17
ALABAMA.....	L.....	7-20
Middle Tennessee.....	L.....	13-14
Murray State.....	L.....	6-21

1952 (4-16, 2-13)

Coach: Bill Schwartz

MIAMI (Ohio).....	L.....	1-8
TENNESSEE.....	L.....	1-6
TENNESSEE.....	W.....	6-4
Kentucky.....	L.....	8-11
Kentucky.....	L.....	6-8
Middle Tennessee.....	L.....	3-4
Tennessee Tech.....	W.....	16-10
GEORGIA TECH.....	L.....	4-14
GEORGIA TECH.....	W.....	12-8
KENTUCKY.....	L.....	7-8
Tennessee.....	L.....	7-10
Tennessee.....	L.....	2-9
ALABAMA.....	L.....	3-9
ALABAMA.....	L.....	0-8
Mississippi State.....	L.....	4-5
Mississippi State.....	L.....	4-11
Alabama.....	L.....	1-15
Alabama.....	L.....	4-5
MIDDLE TENNESSEE.....	W.....	10-7
TENNESSEE TECH.....	L.....	6-7

1953 (5-13, 3-11)

Coach: Woody Johnson

MIAMI (Ohio).....	L.....	3-5
TULANE.....	L.....	2-14
TULANE.....	W.....	7-3
MIDDLE TENNESSEE.....	W.....	4-1
Tennessee Tech.....	W.....	10-8
Tennessee.....	L.....	3-8
KENTUCKY.....	L.....	6-9

KENTUCKY.....	L.....	7-10
MISSISSIPPI.....	L.....	0-2
MISSISSIPPI.....	W.....	5-2
Alabama.....	L.....	1-6
Alabama.....	L.....	1-10
Mississippi State.....	L.....	0-8
Mississippi State.....	L.....	11-12
Kentucky.....	L.....	3-4
TENNESSEE.....	L.....	4-17
TENNESSEE.....	W.....	5-1
TENNESSEE TECH.....	L.....	4-9

1954 (11-9-1, 8-7-1)

Coach: Dave Scobey

MIAMI (Ohio).....	W.....	7-6
Tennessee.....	W.....	2-0
Tennessee.....	W.....	5-4
Middle Tennessee.....	W.....	17-12
Tennessee Tech.....	L.....	9-10
KENTUCKY.....	W.....	9-0
KENTUCKY.....	L.....	7-11
MISSISSIPPI.....	L.....	3-16
MISSISSIPPI.....	T.....	1-1
GEORGIA TECH.....	W.....	2-1
GEORGIA TECH.....	L.....	4-8
Kentucky.....	W.....	7-5
Kentucky.....	W.....	8-4
TENNESSEE.....	L.....	2-8
TENNESSEE.....	W.....	9-1
LSU (Away).....	W.....	5-3
LSU (Away).....	L.....	3-13
Tulane.....	L.....	1-2
Tulane.....	L.....	3-4
MIDDLE TENNESSEE.....	W.....	8-0
TENNESSEE TECH.....	L.....	1-8

1955 (12-6, 10-4)

Coach: Dave Scobey

Tennessee.....	W.....	3-1
Tennessee.....	L.....	5-11
MIDDLE TENNESSEE.....	W.....	8-4
Auburn.....	L.....	2-12
Auburn.....	L.....	2-4
AUBURN.....	W.....	12-10
AUBURN.....	W.....	6-5
KENTUCKY.....	W.....	17-3
KENTUCKY.....	W.....	14-8
KENTUCKY.....	L.....	9-8
Tennessee Tech.....	L.....	7-12
TENNESSEE.....	W.....	9-8
TENNESSEE.....	L.....	10-11
Kentucky.....	W.....	12-4
Kentucky.....	W.....	9-3
Kentucky.....	W.....	8-4
Middle Tennessee.....	W.....	9-8
TENNESSEE TECH.....	L.....	9-11

1956 (6-15, 3-12)

Coach: Dave Scobey

Middle Tennessee.....	L.....	10-12
Tulane.....	L.....	3-4
Tulane.....	L.....	0-13
Tulane.....	W.....	6-4
MIAMI (Ohio).....	L.....	7-8
MISSISSIPPI STATE.....	L.....	8-27
MISSISSIPPI STATE.....	L.....	4-9
TENNESSEE.....	W.....	6-4
TENNESSEE.....	L.....	3-8
Alabama.....	L.....	6-10
Alabama.....	L.....	0-4
LSU (Home).....	W.....	10-7
LSU (Home).....	L.....	2-14
LSU (Home).....	L.....	4-13
Mississippi.....	L.....	3-9

Season-by-Season Results

Mississippi.....L.....0-7
Mississippi.....L.....0-3
ALABAMA.....L.....4-7
ALABAMA.....W.....11-5
Tennessee.....W.....9-6
MIDDLE TENNESSEE.....W.....12-1

1957 (8-14, 3-13)

Coach: Dick Richardson

TULANE.....W.....6-8
TULANE.....L.....0-3
TULANE.....L.....5-10
Tennessee.....W.....8-4
Tennessee.....L.....6-7
Mississippi State.....L.....3-9
Mississippi State.....L.....1-9
Mississippi State.....L.....0-9
ALABAMA.....L.....10-13
ALABAMA.....L.....5-6
Middle Tennessee.....W.....19-4
LSU (Away).....W.....8-7
LSU (Away).....L.....1-3
LSU (Away).....W.....2-0
KENTUCKY.....W.....9-3
KENTUCKY.....W.....8-4
MISSISSIPPI.....L.....1-10
MISSISSIPPI.....L.....1-15
MISSISSIPPI.....L.....3-15
Alabama.....L.....3-1
Alabama.....L.....3-1
MIDDLE TENNESSEE.....L.....6-4

1958 (4-9, 2-6)

Coach: Dick Richardson

MIDDLE TENNESSEE.....W.....6-3
Auburn.....L.....4-25
Auburn.....L.....0-1
Auburn.....L.....0-8
HILLSDALE.....W.....8-6
GEORGIA.....L.....6-8
GEORGIA.....L.....2-7
GEORGIA.....W.....7-5
Kentucky.....W.....8-7
Kentucky.....L.....6-7
AUSTIN PEAY.....L.....6-10
Mississippi.....L.....0-2
Mississippi.....L.....3-4

1959 (5-15, 2-13)

Coach: Dick Richardson

MIDDLE TENNESSEE.....W.....8-5
CHICAGO.....W.....9-3
CENTRAL MICHIGAN.....W.....6-5
Georgia Tech.....L.....3-11
AUBURN.....L.....4-15
AUBURN.....L.....3-8
AUBURN.....L.....4-10
Georgia.....L.....7-11
Georgia.....L.....2-3
Georgia.....L.....5-10
KENTUCKY.....L.....7-14
KENTUCKY.....L.....3-4
Tennessee.....L.....1-2
Tennessee.....W.....10-4
TENNESSEE TECH.....L.....9-10
Kentucky.....L.....0-9
Kentucky.....L.....0-4
Middle Tennessee.....L.....0-2
TENNESSEE.....L.....7-21
TENNESSEE.....W.....10-8

1960 (8-13, 5-8)

Coach: Harley Boss

Florida.....L.....1-10
Florida.....L.....2-7
Middle Tennessee.....W.....12-6
TENNESSEE TECH.....L.....7-9
GEORGIA.....W.....10-6
GEORGIA.....L.....2-5
WITTENBERG.....W.....13-12
CENTRAL MICHIGAN.....L.....3-10
KENTUCKY.....W.....9-8
KENTUCKY.....W.....4-3
Tennessee.....L.....0-11
Tennessee.....L.....3-4
NOTRE DAME.....L.....2-6
GEORGIA TECH.....L.....4-14
MISSISSIPPI.....L.....0-10
MISSISSIPPI.....L.....0-16
MIDDLE TENNESSEE.....W.....5-4
KENTUCKY.....L.....1-3
TENNESSEE.....L.....2-8
TENNESSEE.....W.....9-7
TENNESSEE.....W.....12-1

1961 (7-15, 2-11)

Coach: Dick Richardson

Valdosta State.....W.....5-4
Valdosta State.....W.....4-1
Valdosta State.....W.....11-6
Georgia Southern.....L.....6-8
Georgia Southern.....L.....1-4
Georgia.....L.....3-15
Georgia.....L.....1-14
Georgia Tech.....L.....5-8
MIDDLE TENNESSEE.....W.....5-4
Kentucky.....L.....1-4
Kentucky.....L.....3-6
AUBURN.....W.....4-2
AUBURN.....L.....0-10
FLORIDA.....L.....5-7
FLORIDA.....L.....0-6
Middle Tennessee.....W.....4-1
Kentucky.....W.....9-8
KENTUCKY.....L.....2-9
TENNESSEE.....L.....3-6
TENNESSEE.....L.....4-14
TENNESSEE.....L.....4-10
TENNESSEE.....L.....1-3

1962 (2-18-2, 0-16-2)

Coach: Jerry Elliot

Auburn.....T.....14-14
Auburn.....L.....3-13
Valdosta State.....L.....0-2
Florida.....L.....0-11
Florida.....L.....1-5
MIDDLE TENNESSEE.....W.....9-7
Middle Tennessee.....L.....7-12
KENTUCKY.....T.....12-12
KENTUCKY.....L.....9-15
WITTENBERG.....W.....6-4
GEORGIA.....L.....0-15
GEORGIA.....L.....3-4
GEORGIA TECH.....L.....1-12
GEORGIA TECH.....L.....9-11
Kentucky.....L.....2-17
Kentucky.....L.....3-7
Kentucky.....L.....4-11
Tennessee.....L.....2-3
Tennessee.....L.....4-14
TENNESSEE.....L.....9-10
TENNESSEE.....L.....8-17
TENNESSEE.....L.....4-6

1963 (6-15, 4-13)

Coach: Harley Boss

Georgia.....L.....3-4
Georgia.....L.....0-6
Tennessee.....L.....1-10
Tennessee.....L.....4-5
Tennessee.....L.....5-7
Kentucky.....L.....3-4
Kentucky.....L.....1-2
Georgia Tech.....W.....9-8
TENNESSEE.....W.....5-4
TENNESSEE.....L.....10-11
AUBURN.....L.....3-5
AUBURN.....L.....6-14
FLORIDA.....L.....2-9
FLORIDA.....L.....2-9
SEWANEE.....W.....20-10
Middle Tennessee.....L.....2-6
KENTUCKY.....W.....8-2
KENTUCKY.....L.....0-5
KENTUCKY.....W.....9-4
Sewanee.....L.....3-6
MIDDLE TENNESSEE.....W.....6-5

1964 (7-14, 4-12)

Coach: Harley Boss

Florida.....L.....0-4
Florida.....L.....0-6
Auburn.....L.....2-6
Auburn.....L.....0-5
WITTENBERG.....L.....3-7
KENTUCKY.....L.....2-9
GEORGIA.....W.....8-7
Tennessee.....L.....0-2
Tennessee.....L.....2-10
Middle Tennessee.....L.....3-7
Sewanee.....L.....3-7
GEORGIA TECH.....W.....1-0
GEORGIA TECH.....L.....1-2
SEWANEE.....W.....9-6
Kentucky.....L.....3-8
Kentucky.....W.....3-2
Kentucky.....L.....1-2
MIDDLE TENNESSEE.....W.....6-1
TENNESSEE.....L.....3-20
TENNESSEE.....W.....11-3
TENNESSEE.....L.....1-18

1965 (5-14, 1-11)

Coach: George Archie

KENTUCKY.....L.....3-6
KENTUCKY.....W.....3-0
Georgia.....L.....3-4
Georgia.....L.....9-12
Middle Tennessee.....L.....0-3
TENNESSEE.....L.....0-9
TENNESSEE.....L.....3-9
Sewanee.....W.....8-7
AUBURN.....L.....4-13
AUBURN.....L.....9-23
MIDDLE TENNESSEE.....W.....12-11
SOUTHWESTERN.....W.....12-6
KENTUCKY.....L.....0-1
KENTUCKY.....L.....3-12
SEWANEE.....W.....11-4
TENNESSEE.....L.....0-4
TENNESSEE.....L.....3-6

1966 (2-16, 1-12)

Coach: George Archie

Florida.....L.....0-5
Florida.....L.....0-15
Auburn.....L.....0-11
Auburn.....L.....5-8
Tennessee.....L.....1-11
Tennessee.....L.....2-15
Middle Tennessee.....L.....0-5
SEWANEE.....L.....4-10
Wittenburg.....L.....4-14
KENTUCKY.....L.....3-9
KENTUCKY.....L.....1-7
Sewanee.....W.....4-1
MIDDLE TENNESSEE.....L.....3-2
Kentucky.....W.....4-2
Kentucky.....L.....4-14
GEORGIA.....L.....2-7
TENNESSEE.....L.....4-15
TENNESSEE.....L.....1-13

1967 (11-12, 8-9)

Coach: George Archie

Tennessee.....L.....2-6
Tennessee.....W.....5-1
Georgia State.....W.....2-1
Georgia State.....W.....5-1
AUBURN.....W.....5-3
AUBURN.....L.....0-1
AUBURN.....L.....8-21
KENTUCKY.....W.....7-2
KENTUCKY.....W.....6-4
Georgia.....L.....1-3
Georgia.....L.....3-4
Georgia.....L.....0-1
Sewanee.....W.....9-1
Kentucky.....L.....0-3
Kentucky.....L.....1-11
FLORIDA.....W.....6-5
FLORIDA.....L.....2-9
FLORIDA.....W.....14-2
TENNESSEE.....W.....9-0
TENNESSEE.....W.....8-3
SOUTHWESTERN.....L.....1-4
SEWANEE.....L.....1-2
MIDDLE TENNESSEE.....L.....2-4

1968 (7-15, 2-13)

Coach: Larry Schmittou

FISK.....W.....7-3
BELMONT.....W.....9-6
Florida.....L.....0-16
Florida.....L.....0-3
Florida.....L.....2-10
Auburn.....L.....0-8
Auburn.....L.....1-7
Auburn.....L.....0-4
Fisk.....W.....7-5
KENTUCKY.....W.....2-1
KENTUCKY.....L.....3-4
Birmingham Southern.....W.....8-1
GEORGIA.....L.....1-5
GEORGIA.....W.....4-3
GEORGIA.....L.....1-5
Tennessee State.....W.....4-3
Tennessee.....L.....0-9
Tennessee.....L.....1-9
SEWANEE.....L.....4-6
KENTUCKY.....L.....0-6
KENTUCKY.....L.....3-8
MIDDLE TENNESSEE.....L.....0-7

Season-by-Season Results

1969 (21-18, 3-10)

Coach: Larry Schmittou

TENNESSEE STATE.....	W.....	9-2
TENNESSEE STATE.....	W.....	6-4
FISK.....	W.....	10-9
Belmont.....	W.....	9-5
Murray State.....	L.....	2-3
CALVIN.....	W.....	16-7
CALVIN.....	W.....	5-0
Chattanooga.....	W.....	4-0
Chattanooga.....	W.....	5-2
Berry.....	L.....	0-5
Berry.....	W.....	6-4
Oglethorpe.....	L.....	1-9
Georgia.....	L.....	7-17
Georgia.....	L.....	1-5
Georgia.....	L.....	2-5
Fisk.....	W.....	5-4
CHATTANOOGA.....	W.....	9-5
Kentucky.....	L.....	1-3
Kentucky.....	L.....	1-4
SEWANEE.....	W.....	5-2
AUBURN.....	W.....	7-6
AUBURN.....	L.....	1-2
Lipscomb.....	W.....	1-0
BIRMINGHAM SOUTHERN... W.....		3-2
BELMONT.....	L.....	1-4
Lipscomb.....	W.....	5-3
Sewanee.....	L.....	2-5
KENTUCKY.....	L.....	2-4
KENTUCKY.....	W.....	5-1
LIPSCOMB.....	L.....	4-7
MURRAY STATE.....	L.....	2-4
Tennessee.....	L.....	1-4
Tennessee.....	L.....	3-9
Southwestern.....	W.....	14-3
FLORIDA.....	L.....	2-6
FLORIDA.....	L.....	5-14
FLORIDA.....	L.....	5-15
MIDDLE TENNESSEE.....	W.....	3-1
MIDDLE TENNESSEE.....	W.....	5-0

1970 (24-16, 5-10)

Coach: Larry Schmittou

WEST VIRGINIA.....	L.....	2-3
CHRISTIAN BROTHERS.. W.....		9-2
CHRISTIAN BROTHERS.. W.....		4-2
KENYON.....	W.....	16-3
KENYON.....	W.....	7-1
KENTUCKY.....	W.....	18-6
KENTUCKY.....	L.....	2-3
CALVIN.....	L.....	3-4
Western Michigan.....	W.....	6-5
Jacksonville.....	L.....	3-4
Western Michigan.....	W.....	5-3
Jacksonville.....	L.....	5-6
Florida.....	L.....	0-2
Florida.....	W.....	4-1
Florida.....	L.....	0-2
Purdue.....	W.....	3-1
Murray State.....	L.....	1-3
Kentucky.....	L.....	0-3
Kentucky.....	W.....	6-2
Belmont.....	W.....	13-7
Tennessee-ChattanoogaW.....		7-2
Birmingham Southern... W.....		5-2
Auburn.....	L.....	1-6
Auburn.....	L.....	1-2
Auburn.....	L.....	0-7
BELMONT.....	W.....	2-0
Tennessee.....	L.....	6-10
Tennessee.....	L.....	6-13
CHATTANOOGA.....	W.....	16-0
TENNESSEE.....	L.....	1-20

LIPSCOMB.....	W.....	10-7
GEORGIA.....	W.....	6-2
GEORGIA.....	W.....	3-0
MURRAY STATE.....	W.....	15-7
Lipscomb.....	W.....	11-1
ARKANSAS.....	W.....	9-6
Middle Tennessee.....	W.....	6-3
Middle Tennessee.....	W.....	9-6
WESTERN KENTUCKY....	W.....	2-0
WESTERN KENTUCKY....	W.....	6-0

1971 (33-19, 10-7)

Coach: Larry Schmittou

CHRISTIAN BROTHERS..	W.....	2-0
CHRISTIAN BROTHERS..	W.....	6-2
UNION.....	L.....	7-8
Belmont.....	W.....	12-1
LOUISVILLE (NH).....	W.....	3-0
LOUISVILLE (NH).....	W.....	2-0
BOWLING GREEN.....	W.....	13-0
CALVIN.....	W.....	5-4
CALVIN (NH).....	W.....	13-0
Central Michigan.....	L.....	2-7
William & Mary.....	L.....	2-3
St. Leo's.....	W.....	8-7
Princeton.....	W.....	4-0
Florida Southern.....	L.....	3-4
Rollins.....	W.....	3-2
William & Mary.....	W.....	7-3
Stetson.....	L.....	4-5
Princeton.....	L.....	4-5
Rollins.....	L.....	2-5
Kentucky.....	L.....	5-13
Kentucky.....	W.....	8-6
KENTUCKY.....	W.....	6-3
KENTUCKY.....	L.....	3-4
WESTERN KENTUCKY....	W.....	10-0
Purdue.....	W.....	6-1
Murray State.....	L.....	1-8
MEMPHIS STATE.....	W.....	5-4
TENNESSEE.....	W.....	12-1
TENNESSEE.....	W.....	7-5
Western Kentucky.....	W.....	6-1
Western Kentucky.....	W.....	6-1
TENNESSEE STATE.....	W.....	5-3
BIRMINGHAM SOUTHERNL.....		5-10
Tennessee.....	W.....	8-3
Tennessee.....	W.....	4-3
BELMONT (NH).....	W.....	4-0
Christian Brothers.....	L.....	2-4
Memphis State.....	W.....	9-8
Lipscomb.....	W.....	6-4
Georgia.....	W.....	7-3
Georgia.....	L.....	5-6
Austin Peay.....	W.....	7-3
MURRAY STATE.....	L.....	4-7
AUBURN.....	W.....	5-1
AUBURN.....	L.....	1-6
AUBURN.....	L.....	0-9
LIPSCOMB.....	L.....	4-11
Union.....	W.....	4-2
FLORIDA.....	W.....	4-3
FLORIDA.....	W.....	13-2
Mississippi State*	L.....	1-5
MISSISSIPPI STATE*	L.....	1-3

* SEC Tournament
(NH) No Hitter

1972 (35-15, 13-5)

Coach: Larry Schmittou

LOUISVILLE.....	W.....	17-1
LOUISVILLE.....	W.....	2-1
Tennessee Tech.....	W.....	2-0
FISK.....	W.....	9-0

Memphis State	L.....	4-5
EVANSVILLE	W.....	9-0
EVANSVILLE	W.....	2-1
MIDDLE TENNESSEE	W.....	4-3
AUSTIN PEAY	W.....	11-6
KENTUCKY	W.....	15-1
Florida State.....	W.....	11-1
Florida State.....	L.....	3-4
Florida State.....	L.....	4-19
South Alabama	L.....	2-5
South Alabama	L.....	4-18
Louisville	W.....	4-3
Kentucky	W.....	4-3
Kentucky	W.....	11-10
TENNESSEE TECH	W.....	14-1
WESTERN KENTUCKY	W.....	6-0
Belmont.....	W.....	6-5
Tennessee	W.....	3-2
Tennessee	W.....	13-12
Austin Peay.....	W.....	14-5
LIPSCOMB.....	W.....	3-2
Union	W.....	7-2
Murray State.....	L.....	6-8
TENNESSEE	W.....	4-3
TENNESSEE	L.....	4-6
SOUTH ALABAMA	L.....	12-19
SOUTH ALABAMA	W.....	5-2
Western Kentucky	W.....	5-4
MURRAY STATE.....	W.....	14-8
GEORGIA	W.....	3-2
GEORGIA	W.....	8-5
GEORGIA	W.....	15-0
BELMONT.....	W.....	4-3
Birmingham Southern...	L.....	4-6
Auburn	W.....	5-1
Auburn	L.....	3-7
Auburn	W.....	6-2
Middle Tennessee	W.....	12-2
UNION	L.....	4-7
Lipscomb.....	L.....	5-9
Florida	W.....	2-1
Florida.....	L.....	0-3
Florida	W.....	4-1
SOUTHERN ILLINOIS.....	W.....	2-1
MISSISSIPPI.....	L.....	3-5
Mississippi.....	L.....	4-5

1973 (36-16, 13-5)

Coach: Larry Schmittou

AUSTIN PEAY.....	W.....	19-4
Austin Peay.....	W.....	21-3
Austin Peay.....	W.....	4-1
Tennessee Tech.....	W.....	9-3
Tennessee Tech.....	L.....	3-7
DePAUW.....	W.....	11-2
DePAUW.....	W.....	14-7
FISK.....	W.....	14-1
MIDDLE TENNESSEE.....	L.....	8-9
LOUISVILLE.....	W.....	3-1
LOUISVILLE.....	W.....	6-4
KENTUCKY.....	W.....	5-2
KENTUCKY.....	W.....	22-3
Massachusetts.....	L.....	0-2
Hawaii.....	W.....	11-2
Southern California.....	W.....	5-4
California-Riverside.....	W.....	7-3
Washington State.....	L.....	6-2
Stanford.....	L.....	0-6
Arizona State.....	W.....	6-4
Kentucky.....	L.....	1-3
Kentucky.....	W.....	7-3
TENNESSEE.....	W.....	9-8
MEMPHIS STATE.....	W.....	2-0
MEMPHIS STATE.....	L.....	5-6

Tennessee	L	1-12
Tennessee	W	5-2
WESTERN KENTUCKY	W	5-4
WESTERN KENTUCKY	W	9-5
LIPSCOMB	W	6-4
NORTHERN ILLINOIS	W	2-1
Georgia	W	4-0
Georgia	L	0-6
Georgia	L	1-3
Middle Tennessee	W	4-3
Belmont	L	0-1
AUBURN	W	5-1
AUBURN	W	1-0
AUBURN	L	4-7
BIRMINGHAM SOUTHERN	W	16-5
LIPSCOMB	W	4-3
FLORIDA	W	7-0
FLORIDA	W	4-1
FLORIDA	W	9-5
Southern Illinois	L	2-4
Southern Illinois	L	1-3
Alabama*	W	5-1
ALABAMA*	W	13-7
Georgia Southern!	W	6-2
North Carolina State!	W	4-2
Georgia Southern!	L	2-5
Miami, (Fla.)!	L	5-6

* SEC Tournament

! NCAA Playoffs, Starkville, Miss.

1974 (37-22, 11-4)

Coach: Larry Schmittou

Columbus.....	W.....	9-8
Columbus.....	W.....	1-0
LSU (Away).....	L.....	5-10
LSU (Away).....	L.....	7-8
LSU (Away).....	W.....	7-3
LSU (Away).....	W.....	5-3
South Alabama.....	L.....	4-5
South Alabama.....	W.....	5-2
Florida.....	L.....	0-4
Florida.....	W.....	1-0
Florida.....	W.....	8-3
Valdosta State.....	W.....	8-4
Valdosta State.....	W.....	8-5
FISK.....	W.....	5-4
Miami (Ohio).....	L.....	2-4
Alabama.....	L.....	2-12
Miami (Ohio).....	W.....	5-4
Alabama.....	W.....	8-7
Miami (Ohio).....	W.....	5-2
Alabama.....	L.....	4-5
BELMONT.....	W.....	10-9
MIDDLE TENNESSEE.....	W.....	7-1
MIDDLE TENNESSEE.....	W.....	5-4
WESTERN KENTUCKY.....	W.....	7-1
WESTERN KENTUCKY.....	L.....	3-9
TENNESSEE TECH.....	W.....	3-0
TENNESSEE TECH.....	L.....	2-3
SOUTHERN ILLINOIS.....	L.....	2-5
SOUTHERN ILLINOIS.....	W.....	10-4
KENTUCKY.....	W.....	8-7
KENTUCKY.....	W.....	4-2
Fisk.....	W.....	5-2
Tennessee.....	W.....	5-1
Tennessee.....	L.....	3-4
Austin Peay.....	L.....	4-5
Austin Peay.....	L.....	0-7*
LIPSCOMB.....	L.....	3-5
TENNESSEE.....	W.....	4-3
TENNESSEE.....	W.....	11-3
Memphis.....	W.....	1-0
Memphis.....	L.....	0-3
Lipscomb.....	L.....	4-12

Season-by-Season Results

GEORGIA.....	W.....	5-1
GEORGIA.....	W.....	6-3
GEORGIA.....	W.....	7-6
SOUTH ALABAMA.....	L.....	0-12
BELMONT.....	W.....	19-6
Auburn.....	W.....	2-1
Auburn.....	L.....	2-8
Auburn.....	L.....	0-11
AUSTIN PEAY.....	L.....	8-10
AUSTIN PEAY.....	W.....	4-0
Middle Tennessee.....	W.....	5-1
Middle Tennessee.....	W.....	4-2
ALABAMA *.....	W.....	12-8
Alabama *.....	W.....	2-1
East Carolina#.....	W.....	2-1
Miami (Fla.)#.....	L.....	1-7
Georgia Southern#.....	L.....	3-5
* SEC Tournament		
# NCAA Playoffs, Starkville, Miss.		

1975 (30-39, 7-9)

Coach: Larry Schmittou

LSU (Away).....	L.....	4-6
LSU (Away).....	W.....	7-2
LSU (Away).....	L.....	0-10
LSU (Away).....	L.....	1-17
South Alabama.....	L.....	4-14
South Alabama.....	L.....	1-7
Alabama.....	L.....	1-4
Alabama.....	W.....	3-1
Alabama.....	W.....	3-2
Alabama.....	W.....	5-4
Mississippi State.....	W.....	2-1
Iowa.....	L.....	0-6
Mississippi State.....	L.....	0-1
LOUISVILLE.....	L.....	3-5
LOUISVILLE.....	L.....	1-4
OHIO.....	L.....	2-7
FSK.....	W.....	10-3
EVANSVILLE.....	W.....	6-2
EVANSVILLE.....	L.....	3-4
WOOSTER.....	W.....	10-3
OHIO STATE.....	L.....	3-20
OHIO STATE.....	L.....	3-9
KENTUCKY.....	W.....	5-3
WISCONSIN-SUPER.....	W.....	18-1
WISCONSIN-SUPER.....	W.....	17-2
WISCONSIN-SUPER.....	W.....	6-4
Middle Tennessee.....	W.....	6-3
Kentucky.....	L.....	4-9
Kentucky.....	W.....	3-0
PROVIDENCE.....	W.....	3-2
PROVIDENCE.....	L.....	0-2
Western Kentucky.....	W.....	8-6
Western Kentucky.....	L.....	4-5
MIDDLE TENNESSEE.....	L.....	2-4
TENNESSEE.....	L.....	1-14
TENNESSEE.....	L.....	3-6
Austin Peay.....	W.....	13-1
Austin Peay.....	W.....	13-4
Lipscomb.....	W.....	6-0
Belmont.....	L.....	3-4
Tennessee.....	L.....	10-11
Tennessee.....	L.....	3-8
SOUTH ALABAMA.....	W.....	9-7
WESTERN KENTUCKY.....	W.....	5-1
WESTERN KENTUCKY.....	W.....	12-4
Georgia.....	L.....	2-6
Georgia.....	L.....	1-6
Georgia.....	W.....	13-3
AUSTIN PEAY.....	W.....	7-2
AUSTIN PEAY.....	L.....	5-6
LIPSCOMB.....	L.....	3-14
BELMONT.....	W.....	7-3
AUBURN.....	W.....	8-5
AUBURN.....	W.....	3-0

AUBURN.....	L.....	3-4
Fisk.....	W.....	12-2
FLORIDA.....	W.....	5-1
FLORIDA.....	W.....	4-1
FLORIDA.....	L.....	2-6

1976 (27-23, 12-12)

Coach: Larry Schmittou

Columbus College.....	L.....	6-14
Columbus College.....	L.....	4-7
Rollins.....	L.....	5-10
Rollins.....	W.....	3-2
Rollins.....	L.....	3-6
Florida.....	W.....	10-5
Florida.....	W.....	5-3
Florida.....	L.....	6-7
WESTERN ILLINOIS.....	W.....	5-3
WESTERN ILLINOIS.....	W.....	4-2
Murray State.....	L.....	3-4
EVANSVILLE.....	W.....	8-6
MIAMI (OHIO).....	L.....	1-3
WESTERN KENTUCKY.....	W.....	8-7
TENNESSEE TECH.....	L.....	4-6
Western Kentucky.....	L.....	7-8
LIPSCOMB.....	W.....	7-3
Georgia.....	W.....	6-3
Georgia.....	W.....	3-1
Georgia.....	L.....	2-8
AUSTIN PEAY.....	W.....	7-6
MIDDLE TENNESSEE.....	W.....	4-1
KENTUCKY.....	L.....	7-14
KENTUCKY.....	L.....	1-6
KENTUCKY.....	W.....	13-8
Middle Tennessee.....	W.....	7-4
Union.....	W.....	10-6
BELMONT.....	L.....	4-5
TENNESSEE.....	W.....	8-6
TENNESSEE.....	L.....	3-8
TENNESSEE.....	W.....	11-7
MURRAY STATE.....	W.....	9-4
Lipscomb.....	W.....	7-4
BELLARMINE.....	L.....	7-11
BELLARMINE.....	W.....	8-5
UNION.....	W.....	7-4
Austin Peay.....	W.....	15-4
Belmont.....	W.....	3-1
Kentucky.....	L.....	0-14
Kentucky.....	L.....	0-4
Kentucky.....	W.....	4-3
GEORGIA.....	L.....	4-5
GEORGIA.....	W.....	3-0
GEORGIA.....	W.....	6-0
FLORIDA.....	L.....	2-4
FLORIDA.....	W.....	6-4
FLORIDA.....	W.....	6-3
Tennessee.....	L.....	2-6
Tennessee.....	L.....	1-8
Tennessee.....	L.....	2-3

1977 (25-25-1, 13-12)

Coach: Larry Schmittou

Hawaii.....	L.....	5-7
Hawaii.....	L.....	3-10
Hawaii.....	L.....	3-4
Hawaii.....	L.....	6-7
Hawaii.....	L.....	4-10
Hawaii.....	L.....	3-7
Hawaii.....	W.....	6-1
Hawaii.....	L.....	3-9
Florida.....	L.....	2-7
Florida.....	L.....	1-5
Florida.....	L.....	5-11
MIDDLE TENNESSEE.....	W.....	8-7
OHIO.....	W.....	2-1
OHIO.....	L.....	7-8
OHIO.....	L.....	8-11

Austin Peay.....	W.....	9-2
KENTUCKY.....	W.....	2-1
KENTUCKY.....	W.....	2-1
KENTUCKY.....	W.....	3-0
TREVECCA.....	W.....	8-7
BELMONT.....	W.....	9-3
ST. XAVIER.....	W.....	7-5
MILLIKIN.....	W.....	6-5
Southern Illinois.....	L.....	3-4
Kentucky.....	L.....	6-7
Kentucky.....	W.....	2-1
Kentucky.....	L.....	3-5
Georgia.....	W.....	1-0
Georgia.....	W.....	8-4
Georgia.....	L.....	4-5
Middle Tennessee.....	W.....	4-0
Trevecca.....	W.....	4-2
Lipscomb.....	L.....	6-8
TENNESSEE.....	W.....	6-0
TENNESSEE.....	W.....	6-1
TENNESSEE.....	W.....	6-2
WESTERN KENTUCKY.....	L.....	5-7
WESTERN KENTUCKY.....	T.....	3-3
Belmont.....	W.....	7-1
GEORGIA.....	L.....	1-6
GEORGIA.....	W.....	3-1
AUSTIN PEAY.....	L.....	0-7
FLORIDA.....	L.....	5-6
FLORIDA.....	W.....	5-2
FLORIDA.....	W.....	7-4
LIPSCOMB.....	W.....	7-0
Tennessee.....	L.....	0-2
Tennessee.....	L.....	3-5
Tennessee.....	W.....	8-2
Mississippi.....	L.....	7-9
Mississippi State*.....	L.....	2-15

* SEC Tournament

1978 (31-17, 10-13)

Coach: Larry Schmittou

Florida.....	L.....	1-3
Florida.....	L.....	1-3
Florida.....	L.....	6-8
UNION.....	W.....	15-3
LEWIS.....	W.....	4-3
LEWIS.....	W.....	3-1
TREVECCA.....	W.....	5-1
VIRGINIA TECH.....	L.....	9-17
OKLAHOMA.....	W.....	8-7
BELMONT.....	W.....	8-7
SOUTHEAST OKLAHOMA.....	W.....	10-8
MIAMI (OHIO).....	W.....	6-5
LIPSCOMB.....	W.....	5-6
SOUTHEAST OKLAHOMA.....	W.....	6-5
ST. MARY'S.....	W.....	6-3
Trevecca.....	W.....	7-5
Kentucky.....	L.....	4-6
Kentucky.....	L.....	0-3
Kentucky.....	W.....	8-3
BELMONT.....	W.....	8-7
Tennessee State.....	W.....	19-6
SO. ILLINOIS.....	W.....	6-5
Georgia.....	W.....	4-2
Georgia.....	L.....	5-22
Georgia.....	W.....	9-4
MIDDLE TENNESSEE.....	W.....	14-8
TENNESSEE STATE.....	W.....	10-9
FLORIDA.....	W.....	2-1
FLORIDA.....	L.....	3-17
FLORIDA.....	L.....	0-6
TENNESSEE.....	W.....	6-3
TENNESSEE.....	L.....	1-11
TENNESSEE.....	W.....	12-6
Lipscomb.....	L.....	3-12
Middle Tennessee.....	L.....	3-7
TREVECCA.....	W.....	7-6

GEORGIA.....	L.....	5-7
GEORGIA.....	W.....	4-0
GEORGIA.....	W.....	7-6
EVANSVILLE.....	W.....	11-1
EVANSVILLE.....	W.....	8-3
EVANSVILLE.....	W.....	12-3
KENTUCKY.....	W.....	4-1
KENTUCKY.....	W.....	2-1
LIPSCOMB.....	W.....	12-4
Tennessee.....	L.....	2-3
Tennessee.....	L.....	5-10
Tennessee.....	L.....	4-5

1979 (21-25, 8-14)

Coach: Roy Mewbourne

Hawaii.....	L.....	2-15
Hawaii.....	L.....	5-7
Hawaii.....	L.....	3-4
Hawaii.....	L.....	1-4
Hawaii.....	L.....	2-5
Hawaii.....	L.....	0-9
KENTUCKY.....	L.....	5-10
KENTUCKY.....	W.....	5-3
KENTUCKY.....	L.....	6-16
Trevecca.....	W.....	8-6
Union.....	W.....	14-1
Union.....	W.....	17-2
TENNESSEE STATE.....	L.....	7-16
Middle Tennessee.....	L.....	4-8
BELMONT.....	W.....	7-2
WISCONSIN-EAU CLAIRE.....	W.....	11-4
WISCONSIN-EAU CLAIRE.....	W.....	7-0
GEORGIA.....	L.....	4-5
Aurora (Ill.).....	W.....	10-0
Belmont.....	W.....	12-4
LEWIS & CLARK.....	W.....	5-4
MIDDLE TENNESSEE.....	L.....	3-11
TENNESSEE STATE.....	W.....	15-4
AUSTIN PEAY.....	W.....	4-2
Florida.....	L.....	2-9
Florida.....	L.....	5-6
Florida.....	W.....	9-4
Georgia.....	L.....	4-8
Georgia.....	L.....	3-8
Georgia.....	W.....	7-5
TENNESSEE.....	L.....	4-8
TENNESSEE.....	L.....	1-8
TENNESSEE.....	W.....	10-3
TREVECCA.....	W.....	9-5
Lipscomb.....	L.....	2-8
Kentucky.....	L.....	1-3
Kentucky.....	L.....	6-7
Kentucky.....	W.....	12-9
FLORIDA.....	W.....	7-6
FLORIDA.....	L.....	2-15
FLORIDA.....	L.....	4-5
AUSTIN PEAY.....	W.....	11-9
LIPSCOMB.....	L.....	3-8
Tennessee.....	W.....	7-5
Tennessee.....	W.....	5-3
Tennessee.....	L.....	0-1

1980 (34-21-1, 13-9)

Coach: Roy Mewbourne

Birmingham Southern.....	L.....	3-7
Davidson.....	L.....	2-3
Davidson.....	W.....	3-0
Davidson.....	W.....	7-3
Central Florida.....	W.....	9-3
Rollins.....	W.....	11-6
Rollins.....	L.....	6-8
Georgia.....	W.....	14-9
Georgia.....	W.....	11-6
Georgia.....	L.....	6-9
FLORIDA.....	W.....	6-3

Season-by-Season Results

FLORIDA.....W.....6-4
FLORIDA.....W.....0-5
GRAND VALLEY.....L.....5-6
UT-CHATTANOOGA.....W.....2-1
UT-CHATTANOOGA.....W.....7-3
GEORGIA.....W.....6-0
GEORGIA.....L.....0-3
GEORGIA.....L.....4-7
TREVECCA.....L.....4-9
TENNESSEE STATE.....W.....13-7
Middle Tennessee.....L.....1-2
Kentucky.....L.....0-6
Kentucky.....W.....6-0
WIS.-EAU CLAIRE.....W.....8-0
WIS.-EAU CLAIRE.....W.....12-5
Lipscomb.....W.....6-5
BELMONT.....W.....16-0
UAB (Home).....W.....9-1
Trevecca.....W.....7-5
Tennessee.....L.....1-7
Tennessee.....W.....10-5
Tennessee.....L.....6-8
Florida.....L.....2-3
Florida.....L.....5-6
Florida.....W.....13-7
Belmont.....L.....0-4
Lipscomb.....W.....9-6
Austin Peay.....L.....4-8
BIRMINGHAM SOUTHERN.....8-0
TENNESSEE STATE.....T.....6-6
UAB (Away).....W.....6-4
MIDDLE TENNESSEE.....W.....13-5
Tennessee.....W.....2-1
Tennessee.....W.....9-3
AUSTIN PEAY.....L.....8-13
KENTUCKY.....W.....4-2
KENTUCKY.....L.....5-6
KENTUCKY.....W.....8-5
Auburn*.....L.....2-3
Florida*.....W.....11-7
Mississippi*.....W.....21-0
Auburn*.....W.....13-0
Auburn*.....W.....13-0
Western Kentucky#.....L.....4-15
New Orleans#.....L.....2-8
* SEC Tournament
NCAA Tournament

1981 (26-25-1, 9-12-1)

Coach: Roy Mewbourne

Hawaii.....5-6
Hawaii.....L.....2-3
Hawaii.....L.....1-5
Hawaii.....L.....0-4
Hawaii.....L.....4-7
Chaminade.....L.....1-2
Chaminade.....W.....6-3
Georgia.....W.....5-2
Georgia.....W.....17-8
Georgia.....L.....9-16
MIDDLE TENNESSEE.....W.....15-9
KENTUCKY.....W.....8-5
KENTUCKY.....L.....8-11
KENTUCKY.....L.....4-16
Trevecca.....W.....8-3
GEORGIA.....L.....0-4
GEORGIA.....W.....8-3
Austin Peay.....W.....9-0*
TENNESSEE STATE.....W.....19-10
FLORIDA.....L.....2-17
FLORIDA.....W.....11-7
FLORIDA.....L.....9-11
Middle Tennessee.....W.....7-6
Lipscomb.....L.....3-10
Murray State.....W.....12-8
MEMPHIS.....W.....8-6

MEMPHIS.....W.....4-3
Birmingham Southern.....L.....4-6
Tennessee Tech.....L.....4-6
BELMONT.....W.....11-5
UT-CHATTANOOGA.....W.....9-2
UT-CHATTANOOGA.....W.....13-0
BIRMINGHAM SOUTHERN.....L.....5-8
TREVECCA.....W.....6-4
Lipscomb.....L.....4-13
MURRAY STATE.....L.....6-9
Belmont.....L.....3-4
Tennessee.....W.....2-1
Tennessee.....W.....6-2
UAB (Away).....W.....9-8
Florida.....L.....6-7
Florida.....L.....1-2
Florida.....L.....2-11
TENNESSEE TECH.....W.....7-4
UAB (Home).....W.....13-3
TENNESSEE.....L.....4-7
TENNESSEE.....W.....9-8
TENNESSEE.....W.....14-12
AUSTIN PEAY.....W.....8-6
Kentucky.....L.....5-7
Kentucky.....L.....1-4
Kentucky.....T.....1-1

1982 (28-17-2, 11-12-1)

Coach: Roy Mewbourne

Seton Hall.....W.....7-5
Rollins.....L.....9-11
Central Florida.....T.....3-3
Rollins.....W.....8-2
Central Florida.....W.....10-4
GEORGIA.....W.....4-2
GEORGIA.....W.....13-2
GEORGIA.....L.....5-17
Kentucky.....W.....10-3
Kentucky.....L.....1-2
Kentucky.....W.....14-4
MIDDLE TENNESSEE.....W.....14-7
SE MASS.....W.....19-5
FLORIDA.....L.....1-4
FLORIDA.....L.....8-25
FLORIDA.....T.....13-13
Lipscomb.....L.....4-10
Austin Peay.....W.....6-1
TENNESSEE.....W.....8-5
TENNESSEE.....L.....2-4
TENNESSEE.....L.....9-14
Memphis.....L.....3-5
Memphis.....L.....6-14
MILLIKIN.....W.....20-0
LIPSCOMB.....L.....3-4
TENNESSEE STATE.....W.....14-4
Georgia.....L.....2-5
Georgia.....L.....6-7
Georgia.....L.....7-8
Middle Tennessee.....W.....5-4
TREVECCA.....W.....7-0
KENTUCKY.....W.....4-0
KENTUCKY.....W.....6-4
KENTUCKY.....W.....12-3
MURRAY STATE.....W.....5-4
Tennessee State.....W.....10-4
Florida.....W.....5-4
Florida.....L.....3-4
Florida.....L.....3-7
BELMONT.....W.....5-0
UT-CHATTANOOGA.....W.....9-0
Tennessee.....W.....7-4
Tennessee.....L.....0-15
Tennessee.....W.....13-9
AUSTIN PEAY.....W.....11-3
Evansville.....W.....4-3
Evansville.....W.....3-1

1983 (22-23-1, 6-15)

Coach: Roy Mewbourne

Montevallo.....L.....4-6
Samford.....W.....18-0
UAB (Away).....W.....4-2
UAB (Away).....L.....4-10
MIDDLE TENNESSEE.....L.....10-12
Trevecca.....T.....7-7
TENNESSEE.....L.....5-14
TENNESSEE.....W.....3-2
Rollins.....W.....4-3
Virginia Military.....W.....6-4
Florida.....L.....1-2
Florida.....L.....1-3
Florida.....W.....8-6
MURRAY STATE.....L.....3-7
INDIANA.....L.....1-4
UAB.....L.....3-15
MEMPHIS.....W.....12-5
Western Kentucky.....W.....3-2
KENTUCKY.....L.....3-4
KENTUCKY.....W.....9-6
KENTUCKY.....W.....4-3
SOUTH ALABAMA.....W.....16-9
Belmont.....W.....4-3
WISCONSIN-EAU CLAIRE.....W.....9-8
Georgia.....L.....7-12
Georgia.....L.....5-7
Georgia.....L.....6-7
TREVECCA.....L.....4-7
Tennessee.....L.....1-2
Tennessee.....L.....1-9
Middle Tennessee.....W.....6-5
TENNESSEE STATE.....W.....9-6
WESTERN KENTUCKY.....L.....1-8
FLORIDA.....L.....4-5
FLORIDA.....L.....0-10
FLORIDA.....L.....3-14
LIPSCOMB.....W.....8-7
Lipscomb.....W.....13-9
Tennessee State.....W.....10-3
Tennessee Tech.....W.....3-1
Kentucky.....L.....0-5
Kentucky.....L.....2-4
BELMONT.....W.....18-5
GEORGIA.....W.....6-0
GEORGIA.....L.....2-12
GEORGIA.....W.....9-4

1984 (28-17, 9-11)

Coach: Roy Mewbourne

Alabama Christian.....W.....14-1
Alabama Christian.....W.....11-6
Troy State.....W.....12-10
UAB (Away).....L.....8-14
GEORGIA.....W.....3-2
GEORGIA.....W.....4-3
St. Joseph's.....W.....17-4
Rollins.....W.....7-5
LaSalle.....W.....16-7
Florida.....L.....4-8
Florida.....L.....2-9
Florida.....L.....4-7
CUMBERLAND.....W.....15-10
KENTUCKY.....L.....5-8
KENTUCKY.....L.....1-10
TENNESSEE STATE.....W.....16-6
Belmont.....W.....8-5
EVANSVILLE.....L.....1-3
EVANSVILLE.....W.....4-3
EVANSVILLE.....W.....7-6
TENNESSEE STATE.....W.....5-0
Western Kentucky.....L.....6-7
TENNESSEE.....W.....3-1
TENNESSEE.....W.....6-4

TENNESSEE.....L.....1-4
MIDDLE TENNESSEE.....W.....9-4
Austin Peay.....W.....8-3
Trevecca.....W.....12-7
Georgia.....L.....0-7
Georgia.....W.....11-9
Georgia.....W.....8-5
BELMONT.....W.....16-5
Memphis.....W.....8-5
FLORIDA.....L.....1-4
FLORIDA.....L.....6-17
FLORIDA.....W.....10-9
LIPSCOMB.....L.....4-12
Kentucky.....W.....12-1
Kentucky.....W.....4-1
Cumberland.....W.....8-7
WESTERN KENTUCKY.....W.....8-7
CLEMSON.....L.....5-11
Middle Tennessee.....L.....3-4
Tennessee.....L.....1-7
Tennessee.....L.....0-2

1985 (35-16, 10-13)

Coach: Roy Mewbourne

Southern Mississippi.....L.....12-14
Southern Mississippi.....L.....4-5
Southern Mississippi.....W.....3-2
MIDDLE TENNESSEE.....W.....19-6
CUMBERLAND.....W.....10-1
Tennessee.....L.....4-12
Tennessee.....L.....2-9
Tennessee.....L.....0-6
St. Joseph's.....W.....10-0
Villanova.....L.....3-5
Rollins.....W.....6-0
Central Florida.....W.....6-5
Tennessee Tech.....W.....19-3
Cumberland.....W.....12-5
KENTUCKY.....W.....4-1
KENTUCKY.....W.....8-7
KENTUCKY.....L.....4-7
MEMPHIS.....W.....11-5
Western Kentucky.....W.....16-9
Florida.....L.....2-3
Florida.....L.....4-5
Florida.....L.....5-21
WESTERN KENTUCKY.....W.....8-3
LIPSCOMB.....W.....19-16
GEORGIA.....L.....5-9
GEORGIA.....L.....2-3
GEORGIA.....L.....4-11
Belmont.....W.....21-0
TENNESSEE STATE.....W.....7-3
ST. MARY'S.....W.....10-9
TENNESSEE.....W.....3-1
TENNESSEE.....W.....5-0
TENNESSEE.....W.....7-2
Murray State.....W.....12-7
Tennessee State.....W.....12-8
MISSISSIPPI.....W.....8-2
MISSISSIPPI.....W.....16-2
Evansville.....W.....8-2
Evansville.....W.....10-0
Kentucky.....W.....5-3
Kentucky.....L.....2-17
Kentucky.....L.....2-4
Lipscomb.....W.....16-4
BELMONT.....W.....11-3
FLORIDA.....W.....4-0
FLORIDA.....W.....6-1
Middle Tennessee.....W.....7-4
AUSTIN PEAY.....W.....3-0
Georgia.....L.....5-9
Georgia.....W.....6-4
Georgia.....W.....15-4

Season-by-Season Results

1986 (25-29, 9-18)

Coach: Roy Mewbourne

William Carey	W.....	6-4
So. Mississippi	L.....	1-2
MIDDLE TENNESSEE	W.....	10-5
TREVECCA	L.....	3-8
Clemson	L.....	2-12
Clemson	W.....	6-3
Rollins	L.....	3-10
St. Joseph's	W.....	31-8
Mississippi	L.....	3-6
Mississippi	L.....	0-2
Mississippi	L.....	1-12
TENNESSEE WESLEYAN	W.....	12-5
CUMBERLAND	W.....	4-1
GEORGIA	W.....	9-0
GEORGIA	L.....	3-12
GEORGIA	L.....	7-12
EVANSVILLE	L.....	8-11
EVANSVILLE	L.....	10-13
EVANSVILLE	W.....	10-0
Mississippi State	L.....	2-9
Mississippi State	W.....	4-1
Mississippi State	W.....	8-4
BIRMINGHAM SOUTHERN	W.....	9-7
Trevecca	W.....	11-9
AUBURN	L.....	7-11
AUBURN	L.....	10-12
AUBURN	W.....	11-7
Western Kentucky	W.....	6-3
Lipscomb	L.....	2-8
TENNESSEE STATE	W.....	21-6
Kentucky	L.....	2-4
Kentucky	L.....	2-6
Kentucky	L.....	8-10
MURRAY STATE	W.....	8-6
LIPSCOMB	W.....	8-2
ALABAMA	W.....	9-3
ALABAMA	W.....	9-4
ALABAMA	W.....	8-7
SOUTHERN MISSISSIPPI	L.....	3-7
SOUTHERN MISSISSIPPI	L.....	3-5
Memphis State	L.....	1-9
Tennessee	W.....	9-6
Tennessee	L.....	1-6
Tennessee	L.....	2-11
BELMONT	W.....	12-0
Tennessee State	L.....	7-8
LSU (Home)	L.....	4-14
LSU (Home)	L.....	5-7
LSU (Home)	W.....	6-4
WESTERN KENTUCKY	W.....	13-8
AUSTIN PEAY	W.....	8-4
Florida	L.....	2-4
Florida	L.....	2-3
Florida	L.....	0-11

1987 (27-25, 7-20)

Coach: Roy Mewbourne

Faulkner	W.....	11-10
Faulkner	W.....	13-2
MIDDLE TENNESSEE	W.....	11-2
TREVECCA	W.....	11-2
Penn State	W.....	5-4
Rollins	W.....	12-7
Eastern Michigan	W.....	6-1
TENNESSEE TEMP.	W.....	14-1
BELMONT	W.....	12-3
INDIANA STATE	L.....	7-10
MISSISSIPPI	L.....	3-5
MISSISSIPPI	W.....	10-12

4-3

MISSISSIPPI.....	W.....	8-7
MEMPHIS STATE.....	W.....	12-10
CUMBERLAND.....	W.....	11-7
Georgia.....	L.....	3-4
Georgia.....	W.....	14-9
Georgia.....	L.....	6-8
MURRAY STATE.....	L.....	7-9
MISSISSIPPI STATE.....	W.....	7-5
MISSISSIPPI STATE.....	L.....	3-9
MISSISSIPPI STATE.....	W.....	14-13
Evansville.....	L.....	1-8
Evansville.....	L.....	7-8
Auburn.....	L.....	2-3
Auburn.....	L.....	4-8
Auburn.....	L.....	7-14
Western Kentucky.....	W.....	11-5
Lipscomb.....	W.....	6-5
KENTUCKY.....	L.....	6-9
KENTUCKY.....	L.....	3-11
KENTUCKY.....	L.....	1-5
S.C. SPARTANBURG.....	W.....	14-3
Alabama.....	L.....	4-5
Alabama.....	L.....	3-9
Alabama.....	L.....	2-10
WESTERN KENTUCKY.....	W.....	6-0
LIPSCOMB.....	W.....	8-6
TENNESSEE STATE.....	W.....	20-7
TENNESSEE.....	L.....	3-6
TENNESSEE.....	L.....	1-4
TENNESSEE.....	W.....	10-5
AUSTIN PEAY.....	W.....	12-11
TENNESSEE TECH.....	L.....	14-9
LSU (Away).....	L.....	0-1
LSU (Away).....	W.....	4-2
LSU (Away).....	L.....	8-11
Middle Tennessee.....	W.....	8-3
FLORIDA.....	L.....	5-11
FLORIDA.....	L.....	2-9
FLORIDA.....	L.....	6-8

1988 (30-23, 11-16)

Coach: Roy Mewbourne

TREVECCA	L.....	5-6
Memphis State	L.....	6-7
Samford	W.....	7-3
UAB (Away)	W.....	4-3
TENNESSEE TECH	W.....	8-7
CUMBERLAND	W.....	9-5
AUBURN	W.....	2-0
AUBURN	W.....	5-4
AUBURN	L.....	3-10
Western Illinois	W.....	9-3
Valparaiso	W.....	14-6
Western Florida	W.....	8-7
Southern Mississippi	L.....	2-4
Southern Mississippi	W.....	5-3
EVANSVILLE	L.....	5-6
EVANSVILLE	L.....	3-4
Mississippi	L.....	2-4
Mississippi	W.....	5-4
Mississippi	W.....	8-7
CINCINNATI	W.....	11-5
CINCINNATI	W.....	7-6
GEORGIA	L.....	5-10
GEORGIA	L.....	4-11
GEORGIA	W.....	9-8
SAMFORD	W.....	18-9
Lipscomb	W.....	10-2
Mississippi State	L.....	0-4
Mississippi State	L.....	7-8
Mississippi State	W.....	18-9
WESTERN KENTUCKY	W.....	6-5
UAB (Home)	W.....	14-5
Kentucky	L.....	3-7
Kentucky	L.....	10-12

Kentucky	L.....	4-6
MURRAY STATE	W.....	9-1
Western Kentucky	W.....	10-6
ALABAMA	W.....	8-4
ALABAMA	L.....	3-4
ALABAMA	W.....	27-8
CUMBERLAND	W.....	13-8
Middle Tennessee	L.....	8-9
Tennessee	L.....	1-4
Tennessee	W.....	9-0
Tennessee	L.....	9-10
Austin Peay	W.....	4-3
LIPSCOMB	L.....	2-4
LSU (Home)	W.....	5-4
LSU (Home)	W.....	3-2
LSU (Home)	L.....	1-5
MIDDLE TENNESSEE	W.....	12-11
Florida	L.....	1-3
Florida	L.....	0-1
Florida	L.....	7-8

1989 (31-21-2, 11-15-1)

Coach: Roy Mewbourne

Faulkner	W.....	12-1
Faulkner	L.....	6-7
UAB (Away)	W.....	7-5
TENNESSEE TECH	W.....	5-2
CUMBERLAND	W.....	6-5
Auburn	W.....	6-1
Auburn	L.....	1-3
Auburn	L.....	5-8
Oklahoma	L.....	2-5
Notre Dame	W.....	11-2
Columbia	W.....	12-3
Indiana	L.....	7-10
BELMONT	W.....	13-7
SOUTHEAST MISSOURI	W.....	21-7
VALPARAISO	W.....	8-5
MISSISSIPPI	W.....	9-8
MISSISSIPPI	W.....	3-1
MISSISSIPPI	T.....	9-9
Austin Peay	W.....	7-6
Austin Peay	T.....	7-7
Georgia	L.....	0-8
Georgia	L.....	2-3
Georgia	W.....	9-5
TENNESSEE STATE	W.....	9-5
TREVECCA	L.....	7-8
MISSISSIPPI STATE	W.....	19-4
MISSISSIPPI STATE	L.....	5-8
MISSISSIPPI STATE	L.....	8-10
Evansville	W.....	8-4
Evansville	W.....	4-0
KENTUCKY	L.....	5-9
KENTUCKY	W.....	4-1
KENTUCKY	W.....	5-1
WESTERN KENTUCKY	W.....	5-4
Belmont	W.....	16-2
UAB (Home)	W.....	12-2
Alabama	W.....	8-7
Alabama	L.....	3-6
Alabama	L.....	3-5
LIPSCOMB	W.....	20-6
Western Kentucky	W.....	9-7
MURRAY STATE	W.....	17-7
TENNESSEE	W.....	10-7
TENNESSEE	W.....	7-6
TENNESSEE	W.....	8-7
Middle Tennessee	L.....	3-12
MEMPHIS	W.....	16-5
LSU (Away)	L.....	4-8
LSU (Away)	L.....	10-12
LSU (Away)	W.....	9-2
MIDDLE TENNESSEE	L.....	3-5
FLORIDA	L.....	4-8
FLORIDA	L.....	7-14

FLORIDA	L.....	3-9
---------------	--------	-----

1990 (28-30, 12-13)

Coach: Roy Mewbourne

TREVECCA	W.....	8-0
Armstrong State	L.....	1-10
Army	W.....	7-3
Louisville	W.....	8-7
AUSTIN PEAY	L.....	7-10
MURRAY STATE	W.....	5-1
Rice	L.....	3-4
New York Tech	W.....	11-2
Rice	L.....	0-5
Houston	L.....	4-12
Memphis	L.....	2-12
VALPARAISO	W.....	21-9
TENNESSEE	W.....	8-7
TENNESSEE	L.....	4-5
TENNESSEE	L.....	9-11
CINCINNATI	W.....	10-3
CINCINNATI	W.....	13-5
Florida	L.....	5-7
Florida	W.....	10-8
Florida	L.....	9-13
SAMFORD	L.....	4-16
Western Kentucky	L.....	7-9
INDIANA STATE	L.....	8-13
GEORGIA	W.....	5-1
GEORGIA	W.....	7-2
GEORGIA	L.....	11-12
WESTERN KENTUCKY	L.....	7-9
Austin Peay	L.....	12-15
Kentucky	L.....	2-14
Kentucky	W.....	4-3
Kentucky	W.....	6-2
Middle Tennessee	L.....	6-9
UAB (Home)	L.....	4-6
AUBURN	L.....	5-15
AUBURN	W.....	8-2
EVANSVILLE	L.....	1-13
EVANSVILLE	W.....	4-2
Tennessee State	W.....	5-1
Mississippi State	W.....	4-2
Mississippi State	L.....	6-8
Mississippi State	L.....	4-12
MIDDLE TENNESSEE	L.....	2-8
Lipscomb	W.....	10-6
TENNESSEE STATE	W.....	11-7
Mississippi	W.....	6-5
Mississippi	W.....	2-0
Mississippi	L.....	3-6
LSU (Home)	L.....	5-7
LSU (Home)	W.....	4-3
LSU (Home)	L.....	3-7
Murray State	W.....	15-11
UAB (Away)	W.....	1-0
Alabama	L.....	1-11
Alabama	W.....	6-2
Georgia*	W.....	6-3
Auburn*	W.....	4-3
LSU*	L.....	5-13
Mississippi State*	L.....	9-17

* SEC Tournament

1991 (29-27, 8-19)

Coach: Roy Mewbourne

Samford	L.....	3-7
The Citadel	W.....	8-1
Wake Forest	W.....	7-6
Armstrong State	L.....	2-6
AUSTIN PEAY	W.....	7-4
TENNESSEE STATE	W.....	24-9
ANDERSON	W.....	15-6

Season-by-Season Results

ST. JOSEPH'S.....	W.....	4-1
BOSTON COLLEGE.....	W.....	23-13
Rollins.....	L.....	0-1
VALPARAISO.....	W.....	24-0
BELMONT.....	W.....	14-1
Tennessee.....	L.....	5-12
Tennessee.....	L.....	3-5
Tennessee.....	W.....	12-9
Tennessee State.....	L.....	0-9
BUTLER.....	W.....	9-0
BUTLER.....	W.....	6-5
BUTLER.....	W.....	11-5
FLORIDA.....	L.....	8-15
FLORIDA.....	L.....	2-8
FLORIDA.....	W.....	5-4
WESTERN KENTUCKY.....	L.....	7-11
SAMFORD.....	W.....	15-2
TREVECCA.....	W.....	11-3
Georgia.....	L.....	3-8
Georgia.....	L.....	1-2
Georgia.....	L.....	6-7
Lipscomb.....	W.....	11-3
Western Kentucky.....	L.....	2-6
KENTUCKY.....	W.....	9-7
KENTUCKY.....	W.....	8-4
KENTUCKY.....	L.....	4-10
Middle Tennessee.....	W.....	9-6
UAB (Home).....	W.....	6-2
Auburn.....	W.....	9-7
Auburn.....	L.....	1-3
Auburn.....	L.....	5-6
LIPSCOMB.....	L.....	7-10
Evansville.....	L.....	3-10
Evansville.....	W.....	2-0
MISSISSIPPI STATE.....	L.....	3-8
MISSISSIPPI STATE.....	L.....	3-8
MISSISSIPPI STATE.....	L.....	2-7
Austin Peay.....	W.....	19-5
MIDDLE TENNESSEE.....	W.....	22-4
MISSISSIPPI.....	L.....	3-10
MISSISSIPPI.....	L.....	4-12
MISSISSIPPI.....	W.....	8-3
TENNESSEE TECH.....	W.....	6-5
LSU (Away).....	L.....	5-21
LSU (Away).....	L.....	5-8
LSU (Away).....	W.....	11-6
UAB (Away).....	L.....	2-7
ALABAMA.....	W.....	7-6
ALABAMA.....	L.....	4-11
ALABAMA.....	L.....	5-9

1992 (29-24-1, 11-12)

Coach: Roy Mewbourne

Samford.....	W.....	9-6
UAB (Away).....	L.....	6-7
TREVECCA.....	W.....	14-4
South Carolina State.....	W.....	14-5
Armstrong State.....	L.....	3-9
The Citadel.....	L.....	1-3
Eastern Kentucky.....	L.....	1-4
Ball State.....	W.....	11-10
Mercer.....	W.....	14-1
CENTRAL FLORIDA.....	L.....	5-9
ROLLINS.....	L.....	5-10
INDIANA STATE.....	W.....	3-1
VALPARAISO.....	W.....	14-9
BUTLER.....	W.....	6-1
BUTLER.....	W.....	10-6
UAB (HOME).....	W.....	9-6
Western Kentucky.....	L.....	3-6
MISSISSIPPI.....	L.....	3-13
MISSISSIPPI.....	W.....	4-3
SAMFORD.....	W.....	12-10
AUSTIN PEAY.....	T.....	3-3
Alabama.....	L.....	5-6
Alabama.....	W.....	4-3

Alabama.....	W.....	19-16
WESTERN KENTUCKY.....	L.....	10-13
Memphis.....	L.....	2-9
Mississippi State.....	L.....	5-11
Mississippi State.....	L.....	6-10
Mississippi State.....	L.....	1-2
MIDDLE TENNESSEE.....	W.....	5-4
AUSTIN PEAY.....	L.....	6-9
FLORIDA.....	L.....	10-11
FLORIDA.....	W.....	5-4
FLORIDA.....	W.....	6-4
EVANSVILLE.....	W.....	15-1
EVANSVILLE.....	W.....	5-1
SOUTH CAROLINA.....	L.....	1-21
SOUTH CAROLINA.....	L.....	5-7
SOUTH CAROLINA.....	L.....	7-18
Middle Tennessee.....	W.....	4-2
LIPSCOMB.....	W.....	12-6
Kentucky.....	W.....	8-6
Kentucky.....	W.....	6-4
Kentucky.....	L.....	2-13
TENNESSEE STATE.....	W.....	5-4
Tennessee.....	W.....	5-4
Tennessee.....	W.....	2-1
Tennessee.....	L.....	4-10
Austin Peay.....	W.....	11-8
GEORGIA.....	W.....	17-9
GEORGIA.....	W.....	2-1
GEORGIA.....	L.....	7-8
LSU*.....	L.....	2-7
South Carolina*.....	L.....	1-14

* SEC Tournament

1993 (32-23-1, 11-15-1)

Coach: Roy Mewbourne

Samford.....	W.....	8-5
UAB (Away).....	L.....	5-11
TREVECCA.....	W.....	10-3
Mercer.....	W.....	7-6
Mercer.....	W.....	15-3
Mercer.....	W.....	9-4
Hofstra.....	W.....	6-1
Central Florida.....	W.....	1-0
Rollins.....	W.....	10-4
St. Joseph's.....	W.....	4-3
LIPSCOMB.....	W.....	5-4
MURRAY STATE.....	W.....	10-6
MOREHEAD STATE.....	L.....	5-6
TENNESSEE-MARTIN.....	W.....	11-5
MOREHEAD STATE.....	W.....	5-3
MICHIGAN STATE.....	L.....	17-22
MICHIGAN STATE.....	L.....	1-5
MICHIGAN STATE.....	L.....	8-17
WESTERN KENTUCKY.....	W.....	17-3
Mississippi.....	L.....	1-2
Mississippi.....	W.....	4-3
Mississippi.....	W.....	11-8
Tennessee State.....	L.....	4-5
MEMPHIS.....	W.....	10-5
ALABAMA.....	L.....	4-6
ALABAMA.....	L.....	6-8
ALABAMA.....	W.....	7-5
SAMFORD.....	W.....	13-8
Austin Peay.....	L.....	4-12
MISSISSIPPI STATE.....	L.....	4-9
MISSISSIPPI STATE.....	W.....	10-8
MISSISSIPPI STATE.....	L.....	7-8
Florida.....	L.....	1-12
Florida.....	L.....	0-6
Florida.....	W.....	15-12
Middle Tennessee.....	W.....	10-4
South Carolina.....	L.....	1-6
South Carolina.....	L.....	0-4
South Carolina.....	W.....	8-7
MIDDLE TENNESSEE.....	W.....	6-4
KENTUCKY.....	L.....	5-11

KENTUCKY.....	L.....	8-24
KENTUCKY.....	T.....	4-4
TENNESSEE STATE.....	W.....	5-2
Murray State.....	W.....	8-4
TENNESSEE.....	W.....	9-8
TENNESSEE.....	L.....	0-6
TENNESSEE.....	L.....	6-12
AUSTIN PEAY.....	W.....	7-4
WESTERN KENTUCKY.....	L.....	10-11
Georgia.....	W.....	4-1
Georgia.....	W.....	7-2
Georgia.....	W.....	9-8
Tennessee*.....	L.....	4-7
South Carolina*.....	W.....	11-7
Tennessee*.....	L.....	5-11

* SEC Tournament

1994 (28-30, 10-20)

Coach: Roy Mewbourne

EASTERN MICHIGAN.....	W.....	11-0
EASTERN MICHIGAN.....	L.....	5-6
Lipscomb.....	W.....	11-6
MURRAY STATE.....	W.....	6-4
VALPARAISO.....	W.....	15-3
TREVECCA.....	W.....	14-4
St. Bonaventure.....	W.....	14-1
Illinois-Chicago.....	W.....	6-7
Illinois-Chicago.....	W.....	13-4
Central Florida.....	W.....	7-3
St. Joseph's.....	W.....	12-0
MOREHEAD STATE.....	W.....	9-0
WEST VIRGINIA.....	W.....	10-1
WEST VIRGINIA.....	L.....	3-5
WEST VIRGINIA.....	L.....	1-10
BUTLER.....	W.....	4-0
LIPSCOMB.....	W.....	19-7
WESTERN KENTUCKY.....	W.....	7-0
LSU (Away).....	L.....	4-10
LSU (Away).....	L.....	7-16
LSU (Away).....	L.....	3-4
Memphis.....	L.....	1-6
TENNESSEE TECH.....	L.....	2-4
ARKANSAS.....	L.....	0-6
ARKANSAS.....	L.....	7-12
ARKANSAS.....	L.....	5-7
Austin Peay.....	L.....	4-5
Auburn.....	L.....	3-5
Auburn.....	L.....	7-20
Auburn.....	L.....	3-10
EVANSVILLE.....	W.....	9-3
EVANSVILLE.....	W.....	9-8
FLORIDA.....	L.....	9-10
FLORIDA.....	L.....	5-6
FLORIDA.....	W.....	14-2
SAMFORD.....	W.....	12-4
SOUTH CAROLINA.....	L.....	6-8
SOUTH CAROLINA.....	L.....	6-16
SOUTH CAROLINA.....	L.....	7-9
Middle Tennessee.....	L.....	9-10
AUSTIN PEAY.....	L.....	5-9
Kentucky.....	W.....	4-3
Kentucky.....	W.....	10-5
Kentucky.....	L.....	10-11
Tennessee.....	L.....	2-8
Tennessee.....	L.....	1-9
Tennessee.....	L.....	6-10
UAB (Away).....	L.....	12-13
Western Kentucky.....	W.....	9-1
GEORGIA.....	W.....	15-11
GEORGIA.....	W.....	8-7
GEORGIA.....	W.....	10-5
Tennessee*.....	L.....	12-20
Florida*.....	W.....	15-7
Kentucky*.....	W.....	15-6
Georgia*.....	W.....	6-1
Tennessee*.....	W.....	4-1

Tennessee*.....	L.....	3-6
-----------------	--------	-----

* SEC Tournament

1995 (26-30, 8-19)

Coach: Roy Mewbourne

UAB (Away).....	L.....	2-6
SAMFORD.....	W.....	19-4
MURRAY STATE.....	W.....	18-4
Birmingham Southern.....	W.....	13-4
Samford.....	L.....	2-3
UAB (Away).....	L.....	14-16
LIPSCOMB.....	W.....	9-2
MARSHALL.....	W.....	7-4
North Florida.....	L.....	0-2
Illinois-Chicago.....	L.....	0-5
Central Florida.....	L.....	5-9
Xavier.....	L.....	8-22
West Virginia.....	W.....	11-6
TREVECCA.....	W.....	9-5
EASTERN ILLINOIS.....	W.....	3-2
MOREHEAD STATE.....	L.....	1-3
MOREHEAD STATE.....	W.....	13-3
EAST TENNESSEE STATEW.....	W.....	7-2
EAST TENNESSEE STATEW.....	W.....	10-1
LSU (Home).....	L.....	1-9
LSU (Home).....	W.....	6-4
LSU (Home).....	L.....	3-14
Austin Peay.....	W.....	9-4
MEMPHIS.....	L.....	3-5
Arkansas.....	L.....	7-10
Arkansas.....	L.....	5-15
Arkansas.....	W.....	7-6
MIDDLE TENNESSEE.....	W.....	2-1
AUBURN.....	L.....	3-15
AUBURN.....	L.....	12-13
AUBURN.....	L.....	5-11
Evansville.....	W.....	7-5
Florida.....	L.....	0-3
Florida.....	L.....	8-9
Florida.....	L.....	1-10
AUSTIN PEAY.....	W.....	4-2
South Carolina.....	L.....	3-4
South Carolina.....	L.....	2-9
South Carolina.....	W.....	3-0
Middle Tennessee.....	W.....	8-3
LOUISVILLE.....	W.....	13-0
KENTUCKY.....	L.....	5-9
KENTUCKY.....	W.....	8-2
KENTUCKY.....	L.....	5-8
TENNESSEE-MARTIN.....	L.....	9-11
TENNESSEE.....	W.....	7-6
TENNESSEE.....	L.....	5-8
TENNESSEE.....	L.....	3-16
Western Kentucky.....	L.....	6-7
WESTERN KENTUCKY.....	W.....	12-1
Georgia.....	W.....	11-6
Georgia.....	L.....	5-6
Tennessee*.....	W.....	9-4
Florida*.....	W.....	4-2
Kentucky*.....	L.....	6-9
Tennessee*.....	L.....	3-4

* SEC Tournament

1996 (29-25, 14-16)

Coach: Roy Mewbourne

TREVECCA.....	W.....	9-5
MURRAY STATE.....	W.....	10-6
PURDUE.....	L.....	6-13
PURDUE.....	W.....	10-6
PURDUE.....	W.....	2-1
KENT.....	L.....	8-12
KENT.....	W.....	8-5
KENT.....	L.....	6-7
Tennessee Tech.....	L.....	2-4
Xavier.....	L.....	2-3
North Florida.....	W.....	8-6

Season-by-Season Results

Central Florida.....	W.....	5-3
West Virginia.....	L.....	6-8
LSU (Home).....	L.....	0-15
LSU (Home).....	W.....	3-2
LSU (Home).....	L.....	4-14
WISCONSIN-MILWAUKEE.....	8-1
Arkansas.....	W.....	5-2
Arkansas.....	L.....	3-6
Arkansas.....	L.....	11-16
Mississippi.....	L.....	1-4
Mississippi.....	W.....	8-6
Mississippi.....	W.....	6-2
ALABAMA.....	W.....	5-0
ALABAMA.....	L.....	13-14
ALABAMA.....	L.....	11-14
Western Kentucky.....	L.....	2-3
Mississippi State.....	L.....	4-8
Mississippi State.....	W.....	6-4
Mississippi State.....	L.....	3-9
Middle Tennessee.....	W.....	5-2
AUSTIN PEAY.....	L.....	4-5
Florida.....	W.....	8-6
Florida.....	L.....	3-9
Florida.....	W.....	14-11
EVANSVILLE.....	W.....	9-3
EVANSVILLE.....	W.....	17-9
SOUTH CAROLINA.....	W.....	10-6
SOUTH CAROLINA.....	W.....	16-10
SOUTH CAROLINA.....	L.....	7-8
Western Kentucky.....	L.....	2-3
KENTUCKY.....	W.....	11-0
KENTUCKY.....	W.....	7-2
KENTUCKY.....	L.....	7-17
MIDDLE TENNESSEE.....	W.....	7-6
Tennessee.....	L.....	5-12
Tennessee.....	L.....	3-7
Tennessee.....	L.....	4-9
Memphis.....	W.....	9-6
GEORGIA.....	W.....	5-4
GEORGIA.....	L.....	4-5
GEORGIA.....	W.....	7-4
Mississippi State*.....	L.....	5-8

* SEC Tournament

1997 (31-24, 14-16)*

Coach: Roy Mewbourne

* Vanderbilt forfeited 30 games due to an ineligible player.

TREVECCA.....	W.....	8-0
UAB (Home).....	W.....	6-5
SAMFORD.....	W.....	7-4
TENNESSEE-MARTIN.....	W.....	8-3
INDIANA.....	L.....	6-7
INDIANA.....	W.....	17-5
IUPUI.....	W.....	19-1
vs. Central Florida.....	L.....	2-9
vs. South Alabama.....	L.....	2-6
vs. Troy State.....	W.....	7-5
UAB (Away).....	W.....	14-2
Samford.....	W.....	7-6
LSU (Away).....	L.....	5-19
LSU (Away).....	L.....	7-8
LSU (Away).....	L.....	3-7
JACKSONVILLE STATE.....	L.....	4-6
ARKANSAS.....	L.....	4-13
ARKANSAS.....	W.....	13-10
ARKANSAS.....	L.....	5-18
MURRAY STATE.....	L.....	8-9
MISSISSIPPI.....	W.....	15-5
MISSISSIPPI.....	W.....	13-6
MISSISSIPPI.....	W.....	8-6
WESTERN KENTUCKY.....	W.....	10-5
Alabama.....	L.....	2-8
Alabama.....	L.....	3-6
Alabama.....	L.....	2-14
Evansville.....	L.....	8-12

Evansville.....	L.....	4-5
MISSISSIPPI STATE.....	L.....	5-15
MISSISSIPPI STATE.....	L.....	13-25
MISSISSIPPI STATE.....	W.....	7-6
Austin Peay.....	W.....	11-5
Western Kentucky.....	W.....	16-6
FLORIDA.....	W.....	12-7
FLORIDA.....	W.....	14-9
FLORIDA.....	W.....	12-6
AUSTIN PEAY.....	W.....	11-5
LIPSCOMB.....	W.....	10-5
South Carolina.....	W.....	15-9
South Carolina.....	L.....	5-7
South Carolina.....	L.....	9-10
TENNESSEE.....	L.....	2-11
TENNESSEE.....	W.....	10-9
TENNESSEE.....	W.....	12-9
MIDDLE TENNESSEE.....	W.....	5-4
MIDDLE TENNESSEE.....	W.....	10-9
Kentucky.....	W.....	11-10
Kentucky.....	W.....	7-4
Kentucky.....	L.....	2-3
Memphis.....	L.....	4-6
Murray State.....	W.....	15-3
Georgia.....	L.....	5-9
Georgia.....	W.....	6-2
Georgia.....	L.....	2-5

1998 (25-28, 6-24)

Coach: Roy Mewbourne

LIPSCOMB.....	W.....	12-4
BELMONT.....	W.....	11-0
UAB (Away).....	W.....	11-8
UAB (Home).....	W.....	1-0
INDIANA.....	W.....	8-7
INDIANA.....	W.....	6-5
SAMFORD.....	W.....	14-5
KENT STATE.....	W.....	4-1
KENT STATE.....	W.....	9-3
KENT STATE.....	W.....	13-8
Samford.....	L.....	5-7
TENNESSEE TECH.....	W.....	21-15
KENTUCKY.....	W.....	14-2
KENTUCKY.....	W.....	7-5
KENTUCKY.....	L.....	9-13
VALPARAISO.....	W.....	16-7
Arkansas.....	L.....	3-5
Arkansas.....	L.....	4-10
Arkansas.....	W.....	9-4
YALE.....	W.....	4-0
Florida.....	L.....	1-12
Florida.....	L.....	1-8
Florida.....	L.....	1-6
Tennessee Tech.....	L.....	11-12
MURRAY STATE.....	W.....	14-13
GEORGIA.....	L.....	9-11
GEORGIA.....	L.....	15-18
GEORGIA.....	L.....	3-8
Middle Tennessee.....	W.....	13-10
Auburn.....	L.....	1-12
Auburn.....	L.....	6-8
Auburn.....	L.....	3-8
WESTERN KENTUCKY.....	W.....	14-7
LSU (Home).....	L.....	3-5
LSU (Home).....	L.....	4-6
LSU (Home).....	W.....	8-7
EVANSVILLE.....	W.....	9-6
EVANSVILLE.....	W.....	21-11
Mississippi.....	W.....	11-9
Mississippi.....	L.....	2-3
Mississippi.....	L.....	1-5
Western Kentucky.....	L.....	10-13
SOUTH CAROLINA.....	L.....	4-20
SOUTH CAROLINA.....	L.....	3-4
SOUTH CAROLINA.....	L.....	5-14
MIDDLE TENNESSEE.....	W.....	12-6

ALABAMA.....	L.....	2-15
ALABAMA.....	W.....	11-6
ALABAMA.....	L.....	8-9
Austin Peay.....	L.....	8-9
Tennessee.....	L.....	6-12
Tennessee.....	L.....	10-11
Tennessee.....	L.....	6-14

1999 (22-33, 8-22)

Coach: Roy Mewbourne

TENNESSEE-MARTIN.....	W.....	3-2
BELMONT.....	L.....	1-2
UAB (Home).....	W.....	13-2
vs. Baylor.....	L.....	4-10
Houston.....	3-4
vs. Oklahoma.....	W.....	7-2
TENNESSEE TECH.....	W.....	11-6
PURDUE.....	W.....	13-5
PURDUE.....	W.....	11-6
PURDUE.....	W.....	10-7
BELMONT.....	W.....	7-6
vs. West Virginia.....	W.....	9-2
vs. Northwestern.....	L.....	6-7
vs. Wake Forest.....	L.....	2-3
UAB (Away).....	L.....	7-12
Kentucky.....	W.....	3-2
Kentucky.....	W.....	9-4
Kentucky.....	L.....	1-4
ROCKHURST.....	L.....	5-8
AUBURN.....	L.....	2-4
AUBURN.....	L.....	5-6
AUBURN.....	L.....	2-8
Tennessee Tech.....	W.....	12-8
Western Kentucky.....	W.....	7-4
South Carolina.....	L.....	8-15
South Carolina.....	L.....	2-12
South Carolina.....	L.....	2-3
MISSISSIPPI.....	L.....	6-7
MISSISSIPPI.....	L.....	5-13
MISSISSIPPI.....	W.....	11-8
Evansville.....	L.....	9-10
Evansville.....	W.....	11-2
LSU (Away).....	W.....	11-2
LSU (Away).....	L.....	2-10
LSU (Away).....	L.....	2-9
MEMPHIS.....	L.....	4-6
Middle Tennessee.....	W.....	5-3
ARKANSAS.....	W.....	6-5
ARKANSAS.....	L.....	2-5
ARKANSAS.....	L.....	7-10
MIDDLE TENNESSEE.....	L.....	9-12
Austin Peay.....	L.....	6-9
Georgia.....	W.....	14-5
Georgia.....	L.....	1-9
Georgia.....	L.....	10-11
FLORIDA.....	L.....	4-5
FLORIDA.....	L.....	6-17
FLORIDA.....	L.....	7-10
AUSTIN PEAY.....	W.....	7-6
Alabama.....	L.....	3-9
Alabama.....	L.....	13-22
Alabama.....	L.....	5-14
TENNESSEE.....	W.....	5-3
TENNESSEE.....	L.....	4-12
TENNESSEE.....	W.....	9-8

Season-by-Season Results

2000 (21-33, 5-24)				2001 (24-31, 9-21)				2002 (24-27, 7-21)			
COACH ROY MEWBOURNE				COACH ROY MEWBOURNE				COACH ROY MEWBOURNE			
2/15	Belmont	L	4-7	2/10	Belmont	W	5-3	2/12	TENNESSEE TECH	W	6-4
2/18	Purdue	W	6-2 (6 inn)	2/11	UT-Martin	W	5-0	2/16	WEST VIRGINIA	W	7-6
2/19	Purdue	L	1-4	2/18	Birmingham Southern	L	3-7	2/17	WEST VIRGINIA	W	10-5
2/20	Purdue	L	3-4	2/21	UAB	W	4-3	2/20	LIPSCOMB	W	6-3
2/22	UAB	W	6-4	2/24	Bradley	L	4-6	2/22	at Louisville	L	1-6
2/25	Louisville	W	18-5	2/24	Bradley	W	14-3 (7 inn)	2/23	at Louisville	L	3-12
2/26	Louisville	W	6-5 (10 inn)	2/25	Bradley	W	10-9	2/24	at Louisville	W	6-5
2/27	Louisville	W	9-5	2/27	at Belmont	W	7-1	3/1	@ UCONN	W	11-5
2/29	Samford	L	7-13	2/28	Tennessee Tech	W	10-3	3/2	@ IOWA	W	2-1
3/3	# at Troy State	W	8-5	3/2	^ vs. St. John's	W	7-2 (10 inn)	3/5	^ vs. Campbell	W	7-3
3/4	# vs. UCONN	W	8-2	3/4	^ vs. Purdue	W	19-2	3/7	at Central Florida	W	7-2
3/5	# at Troy State	W	16-11	3/4	^ vs. Troy State	W	3-1	3/8	at Central Florida	L	3-4 (11 inn)
3/7	at Samford	L	2-3 (10 inn)	3/6	at UAB	L	1-6	3/9	# vs. Temple	W	10-6
3/8	at UAB	L	2-12	3/7	at Samford	L	2-3	3/13	BELMONT	W	10-7
3/11	at Mississippi State	L	5-7	3/9	* at Alabama	W	12-4	3/15	* at LSU	L	0-6
3/11	at Mississippi State	L	7-10	3/10	* at Alabama	L	4-16	3/16	* at LSU	W	9-2
3/12	at Mississippi State	L	0-8	3/11	* at Alabama	W	7-6 (10 inn)	3/17	* at LSU	W	8-7
3/14	YALE	W	22-5	3/14	at Tennessee Tech	W	9-7	3/22	* GEORGIA	L	4-14
3/15	VALPARAISO	W	12-1	3/16	* Mississippi State	W	4-3	3/23	* GEORGIA	L	7-9
3/17	LSU	L	0-6	3/17	* Mississippi State	L	2-7	3/24	* GEORGIA	L	3-11
3/18	LSU	L	4-17	3/18	* Mississippi State	W	3-2	3/27	at Tennessee Tech	L	7-12
3/21	at Memphis	L	1-5	3/21	Samford	L	1-9	3/30	* ARKANSAS	W	4-3
3/24	at Ole Miss	L	0-4	3/23	* at South Carolina	L	1-4	4/3	at Western Kentucky	L	6-13
3/25	at Ole Miss	L	5-7	3/24	* at South Carolina	L	1-7	4/5	* at Ole Miss	L	0-9
3/26	at Ole Miss	W	3-2	3/25	* at South Carolina	L	1-13	4/6	* at Ole Miss	L	1-6
3/28	at Belmont	W	21-5	3/27	at Austin Peay	L	5-7	4/7	* at Ole Miss	L	9-10 (10 inn)
3/29	at Austin Peay	W	5-3 (8 inn)	3/28	Western Kentucky	W	6-5	4/9	at Austin Peay	W	6-5
3/31	at Florida	W	7-4	3/30	* Florida	L	6-9 (10 inn)	4/12	* SOUTH CAROLINA	L	5-7
4/1	at Florida	L	2-5	3/31	* Florida	L	0-1	4/13	* SOUTH CAROLINA	L	1-10
4/2	at Florida	L	6-10	4/1	* Florida	L	5-9	4/14	* SOUTH CAROLINA	L	13-20
4/4	Austin Peay	L	10-13	4/4	at Middle Tennessee	L	3-19	4/16	EVANSVILLE	W	5-4
4/5	Western Kentucky	W	9-3	4/6	* Auburn	L	2-12	4/17	EVANSVILLE	W	14-3 (5 inn)
4/7	Georgia	L	7-15	4/7	* Auburn	L	11-18	4/19	* at Florida	L	7-13
4/8	Georgia	W	10-7	4/8	* Auburn	W	8-6	4/20	* at Florida	L	7-8
4/9	Georgia	W	14-13	4/10	at Evansville	L	4-22	4/21	* at Florida	L	3-7
4/12	Evansville	W	10-3	4/11	at Evansville	L	3-10	4/23	MIDDLE TENNESSEE	W	5-2
4/14	South Carolina	L	5-14	4/13	* at Kentucky	L	4-6	4/26	* MISSISSIPPI STATE	L	4-6
4/15	South Carolina	L	1-2	4/14	* at Kentucky	W	10-8	4/27	* MISSISSIPPI STATE	L	4-12
4/16	South Carolina	L	3-7	4/15	* at Kentucky	L	1-7	4/28	* MISSISSIPPI STATE	W	4-0
4/18	at Middle Tennessee	L	8-9	4/18	Memphis	W	10-6	5/1	AUSTIN PEAY	L	0-5
4/21	at Auburn	L	1-5	4/20	* at LSU	W	7-5	5/3	* at Auburn	L	5-6
4/22	at Auburn	W	9-8	4/21	* at LSU	L	2-7	5/4	* at Auburn	L	5-6
4/23	at Auburn	L	8-10	4/22	* at LSU	L	2-18	5/5	* at Auburn	L	6-7 (10 inn)
4/25	Western Kentucky	W	16-10	4/24	Treveca	W	6-5	5/7	WESTERN KENTUCKY	W	10-9
4/28	Alabama	L	2-11	4/27	* Ole Miss	L	6-17	5/10	* KENTUCKY	W	3-1
4/29	Alabama	L	4-10	4/28	* Ole Miss	L	8-9	5/11	* KENTUCKY	L	7-19
4/30	Alabama	L	4-14	4/29	* Ole Miss	W	7-3	5/12	* KENTUCKY	W	17-4
5/2	Middle Tennessee	W	9-4	5/1	Austin Peay	L	3-9	5/14	at Middle Tennessee	W	4-3 (10 inn)
5/5	at Tennessee	L	4-6	5/4	* at Georgia	L	4-5	5/17	* at Tennessee	L	4-5 (12 inn)
5/6	at Tennessee	L	5-15	5/5	* at Tennessee	L	5-6 (13 inn)	5/18	* at Tennessee	W	7-5
5/7	at Tennessee	L	1-3	5/6	* at Georgia	L	6-7	5/19	* at Tennessee	L	9-10
5/12	Kentucky	L	5-9	5/9	Middle Tennessee	W	9-8				
5/13	Kentucky	L	3-7	5/11	* Tennessee	W	12-8				
5/14	Kentucky	L	1-11	5/12	* Tennessee	L	8-11 (10 inn)				
				5/13	* Tennessee	L	3-5 (11 inn)				

Troy State Classic (Troy, Ala.)

* SEC

^ Wiregrass Baseball Classic (Dothan, Ala.)

* SEC

@ Music City Classic (Hawkins Field)

^ Jacksonville, Fla. # Orlando, Fla.

* SEC

Season-by-Season Results

2003 (27-28, 14-16) COACH TIM CORBIN					2004 (45-19, 16-14) COACH TIM CORBIN NCAA REGIONAL CHAMPIONS NCAA SUPER REGIONAL					2005 (34-21, 13-17) COACH TIM CORBIN				
2/14	#	vs. Old Dominion	L	0-2	2/20	SOUTHERN ILLINOIS	W	12-6	2/18	VMI	W	4-3		
2/15	#	vs. The Citadel	W	4-3	2/21	SOUTHERN ILLINOIS	W	10-8	2/19	VMI	W	5-2		
2/18		ETSU	W	5-4	2/22	SOUTHERN ILLINOIS	W	15-0	2/23	UT-MARTIN	W	12-5		
2/21		CINCINNATI	W	5-4	2/24	LIPSCOMB	W	7-0	2/25	@ BOSTON COLLEGE	W	6-5		
2/23		CINCINNATI	W	3-1	2/27	@ MARYLAND	W	8-0	2/26	@ ILLINOIS STATE	W	2-1		
2/23		CINCINNATI	L	2-7	2/28	@ ARKANSAS STATE	W	12-2	2/27	@ CONNECTICUT	W	3-0		
2/26		BELMONT	L	0-1	2/29	@ PURDUE	W	3-2 (10 inn)	3/2	at Lipscomb	W	9-3		
2/27		TREVECCA	W	4-0	3/3	WESTERN KENTUCKY	L	9-10	3/4	BALL STATE	W	6-2		
2/28		RUTGERS	W	3-2 (12 inn)	3/6	CINCINNATI	W	8-2	3/5	BALL STATE	W	7-1		
3/1		KENT STATE	L	4-6	3/7	CINCINNATI	W	9-1	3/6	BALL STATE	W	4-0		
3/2		#17 KANSAS	L	2-4	3/10	CINCINNATI	W	11-2	3/7	OAKLAND	W	8-3		
3/5	^	vs. Central Michigan	W	19-2	3/12	at Austin Peay	W	7-4	3/8	LIPSCOMB	W	11-1		
3/5		at Jacksonville	W	5-2 (11 inn)	3/13	at Baylor	L	0-12	3/11	BAYLOR	L	4-9 (13 inn)		
3/7	^	Michigan State	W	5-4	3/14	at Baylor	W	1-0	3/12	BAYLOR	L	5-16		
3/8	^	vs. #17 Notre Dame	L	1-3 (10 inn)	3/16	UT-MARTIN	W	6-5	3/13	BAYLOR	L	1-4		
3/11		LIPSCOMB	W	6-5	3/19	* at Ole Miss	L	4-5	3/16	MURRAY STATE	W	5-2		
3/14	*	at #10 Mississippi State	L	4-5 (13 inn)	3/20	* at Ole Miss	L	5-6	3/18	* at Mississippi State	W	10-3		
3/15	*	at #10 Mississippi State	W	4-3	3/21	* at Ole Miss	L	1-3	3/19	* at Mississippi State	L	3-5		
3/16	*	at #10 Mississippi State	L	1-9	3/23	MOREHEAD STATE	W	9-4	3/20	* at Mississippi State	L	1-5		
3/19		LIPSCOMB	W	5-2	3/26	* GEORGIA	W	4-3	3/23	TENNESSEE TECH	W	4-2		
3/21	*	OLE MISS	W	2-1(11 inn)	3/27	* GEORGIA	W	8-4	3/25	* ALABAMA	W	1-0		
3/22	*	OLE MISS	L	0-3	3/28	* GEORGIA	W	12-8	3/26	* ALABAMA	W	4-3 (13 inn)		
3/23	*	OLE MISS	L	1-3	3/30	BELMONT	W	3-0	3/27	* ALABAMA	L	8-10		
3/28	*	at #10 South Carolina	L	0-2	3/31	AUSTIN PEAY	W	7-4	3/29	JACKSONVILLE STATE	W	14-5		
3/29	*	at #10 South Carolina	L	7-11(10 inn)	4/2	* #6SOUTH CAROLINA	W	6-2	4/1	* OLE MISS	L	2-6		
3/30	*	at #10 South Carolina	L	3-8	4/3	* #6SOUTH CAROLINA	L	3-6	4/2	* OLE MISS	W	7-4		
4/1		WESTERN KENTUCKY	L	4-11	4/4	* #6SOUTH CAROLINA	L	4-10	4/3	* OLE MISS	W	7-2		
4/4	*	#13 FLORIDA	W	2-1	4/6	at Evansville	W	10-7	4/8	* at Arkansas	L	5-6		
4/5	*	#13 FLORIDA	W	4-2	4/9	* at Alabama	W	6-5	4/9	* at Arkansas	L	4-5 (10 inn)		
4/6	*	#13 FLORIDA	W	4-1	4/10	* at Alabama	L	1-3	4/10	* at Arkansas	L	0-3		
4/8		at Evansville	L	7-12	4/11	* at Alabama	W	3-2	4/12	WESTERN KENTUCKY	W	9-6		
4/11	*	at #25 Arkansas	W	6-4	4/14	EVANSVILLE	W	7-4	4/15	* at South Carolina	W	11-3		
4/12	*	at #25 Arkansas	L	7-17	4/16	* #21ARKANSAS	L	3-6	4/16	* at South Carolina	W	2-1		
4/13	*	at #25 Arkansas	L	5-8	4/17	* #21ARKANSAS	L	4-9	4/17	* at South Carolina	L	4-7		
4/15		at Middle Tennessee	L	5-9	4/18	* #21ARKANSAS	W	14-8	4/19	BELMONT	W	4-1		
4/18	*	#7 LSU	W	4-2	4/20	at Middle Tennessee	W	6-3	4/20	at Western Kentucky	W	10-6		
4/19	*	#7 LSU	W	5-4 (10 inn)	4/23	* #19Florida	L	3-5	4/22	* TENNESSEE	L	4-8		
4/20	*	#7 LSU	L	2-9	4/24	* #19Florida	L	2-4	4/23	* TENNESSEE	W	2-1		
4/22		AUSTIN PEAY	W	3-2 (11 inn)	4/25	* #19Florida	L	2-3 (10 inn)	4/24	* TENNESSEE	W	6-4		
4/25	*	#8 AUBURN	W	7-4	4/27	at Lipscomb	W	12-1	4/26	at Middle Tennessee	W	9-3		
4/26	*	#8 AUBURN	L	4-7	4/30	* MISSISSIPPI STATE	W	7-2	4/30	* LSU	W	9-4		
4/27	*	#8 AUBURN	W	3-0	5/1	* MISSISSIPPI STATE	W	5-1	4/30	* LSU	L	3-9		
5/2	*	at Georgia	L	2-4	5/2	* MISSISSIPPI STATE	W	5-4	5/1	* LSU	L	0-3		
5/3	*	at Georgia	L	2-3	5/7	* at #16Tennessee	L	3-5 (10 inn)	5/6	* at Georgia	L	3-4		
5/4	*	at Georgia	L	1-4	5/8	* at #16Tennessee	W	2-0	5/7	* at Georgia	W	6-5		
5/6		at Western Kentucky	W	4-0 PG	5/9	* at #16Tennessee	W	3-2	5/8	* at Georgia	L	2-6		
5/9	*	at Kentucky	W	7-5	5/12	SAMFORD	W	8-0	5/11	MIDDLE TENNESSEE	L	4-6		
5/10	*	at Kentucky	L	1-5	5/15	* #5 LSU	L	2-3	5/13	* at Kentucky	W	8-0		
5/11	*	at Kentucky	L	5-6 (10 inn)	5/16	* #5 LSU	L	6-7 (10 inn)	5/15	* at Kentucky	L	5-6 (7 inn)		
5/13		MIDDLE TENNESSEE	L	2-4	5/19	MIDDLE TENNESSEE	W	6-1	5/17	at Ohio	W	11-7 (9 inn)		
5/16	*	TENNESSEE	W	7-4	5/21	* KENTUCKY	W	9-1	5/18	at Ohio	W	13-4		
5/17	*	TENNESSEE	W	9-1	5/22	* KENTUCKY	W	8-0 (11 inn)	5/20	* FLORIDA	L	3-0		
5/18	*	TENNESSEE	W	6-5	5/23	! vs. Auburn	L	1-3	5/21	* FLORIDA	L	4-5		
5/22	!	vs. Auburn	L	1-3	5/26	! vs. South Carolina	L	2-3	5/22	* FLORIDA	L	1-2 (13 inn)		
5/23	!	vs. South Carolina	L	2-3	5/27	! vs. Florida	W	3-0	5/22	* FLORIDA	L	3-6		
					5/29	! vs. Florida	W	6-5 (12 inn)						
					5/30	! vs. South Carolina	L	2-3						
					6/4	\$ vs. George Mason	W	7-3						
					6/5	\$ vs. Princeton	W	11-1						
					6/6	\$ at Virginia	W	7-3						
					6/11	+ at Texas	L	3-15						
					6/12	+ at Texas	L	2-10						

ESPN Radio 1340 Shootout (Charleston, S.C.)

@ Music City Classic (Hawkins Field)

^ Kennel Club Classic (Jacksonville, Fla.)

! SEC Tournament (Birmingham, Ala.)

* SEC

@ Music City Classic (Hawkins Field); * SEC Game.

@ Music City Classic (Hawkins Field); ! SEC Tournament (Hoover, Ala.); \$ NCAA Super Regional (Charlottesville, Va.); + NCAA Super Regional (Austin, Texas) * SEC Game.

Season-by-Season Results

2006 (38-27, 16-14) COACH TIM CORBIN NCAA REGIONAL

2/17	#	vs. San Diego	L	0-10
2/18	#	at USC	W	6-2
2/19	#	vs. Kansas	L	2-5 (11 inn)
2/22		Tennessee Tech	W	9-5
2/24	@	Pittsburgh	W	2-1 (12 inn)
2/25	@	Kent State	L	1-2
2/26	@	Kansas	L	3-4
2/28		Murray State	W	7-1
3/3		Ball State	L	2-3
3/4		Ball State	W	7-6
3/5		Ball State	W	6-1
3/7		Creighton	L	4-5
3/10		Brown	W	9-5
3/11		Brown	W	11-4
3/12		Brown	W	8-7 (10 inn)
3/14		Butler	W	14-6
3/15		Butler	W	8-2
3/17	*	at Ole Miss	W	7-6
3/18	*	at Ole Miss	L	1-5
3/18	*	at Ole Miss	W	5-0
3/22		Belmont	W	7-0
3/24	*	Auburn	W	2-0
3/25	*	Auburn	W	9-1
3/26	*	Auburn	W	5-2
3/28		at Western Kentucky	L	4-6
3/31	*	at Florida	W	6-0
4/1	*	at Florida	L	4-6
4/2	*	at Florida	W	16-2
4/5		at Austin Peay	W	6-2 (14 inn)
4/7	*	Arkansas	W	7-1
4/8	*	Arkansas	L	3-5
4/9	*	Arkansas	L	3-4
4/11		Western Kentucky	W	15-1
4/12		at Lipscomb	W	16-3
4/14	*	Georgia	L	7-9
4/15	*	Georgia	W	5-4
4/16	*	Georgia	W	11-3
4/18		at Middle Tennessee	L	8-13
4/22	*	at Alabama	L	3-9
4/22	*	at Alabama	L	7-14
4/23	*	at Alabama	L	5-6
4/25		Austin Peay	W	7-2
4/28	*	Kentucky	W	8-6
4/29	*	Kentucky	L	9-11
4/30	*	Kentucky	L	9-12
5/5	*	at Tennessee	L	3-13
5/6	*	at Tennessee	L	3-5
5/6	*	at Tennessee	W	6-4
5/10		Lipscomb	L	8-11
5/12	*	at LSU	L	3-4
5/13	*	at LSU	W	19-4
5/14	*	at LSU	W	8-4
5/16		Middle Tennessee	W	4-1
5/18	*	South Carolina	W	8-7
5/19	*	South Carolina	W	10-6
5/20	*	South Carolina	L	3-6
5/24	!	vs. Georgia	W	9-4
5/25	!	vs. South Carolina	W	11-1 (7 inn)
5/27	!	vs. Georgia	L	4-5
5/27	!	vs. Georgia	W	11-1 (7 inn)
5/28	!	vs. Ole Miss	L	3-9
6/2	\$	vs. Michigan	W	5-2
6/3	\$	vs. Georgia Tech	L	3-7
6/4	\$	vs. Michigan	W	5-4
6/4	\$	vs. Georgia Tech	L	4-8

Public Storage Classic (Los Angeles); @ Music City Classic (Hawkins Field); ! SEC Tournament (Hoover, Ala.); \$ NCAA Regional (Atlanta, Ga.); * SEC Game.

2007 (54-13, 22-8) COACH TIM CORBIN SEC CHAMPIONS

SEC TOURNAMENT CHAMPIONS NCAA REGIONAL

2/9	#	vs. Rice	W	7-3
2/10	#	vs. Arizona State	W	7-6 (10 inn)
2/11	#	vs. Baylor	W	7-4
2/16		Ohio	W	10-1
2/18		Ohio	W	11-1
2/18		Ohio	W	5-1
2/21		Lipscomb	W	16-7
2/23	@	Pittsburgh	W	4-3
2/24	@	Ball State	W	15-3
2/25	@	Boston College	W	7-6
2/27		Austin Peay	W	8-0
3/2		Xavier	W	3-2
3/3		Xavier	W	10-3
3/4		Xavier	W	9-0
3/6		at Western Kentucky	W	6-4
3/9		Illinois-Chicago	W	2-1
3/10		Illinois-Chicago	W	1-0
3/11		Illinois-Chicago	W	14-5
3/14		at Belmont	W	15-7
3/16	*	Ole Miss	W	3-2 (10 inn)
3/17	*	Ole Miss	L	1-6
3/18	*	Ole Miss	W	7-6
3/20		Western Kentucky	W	15-2
3/23	*	at Arkansas	L	7-8 (10 inn)
3/24	*	at Arkansas	W	6-3
3/25	*	at Arkansas	L	3-8
3/28		Middle Tennessee	W	14-2
3/30	*	at South Carolina	W	4-3 (12 inn)
3/31	*	at South Carolina	W	12-1
4/1	*	at South Carolina	L	2-8
4/4		at Austin Peay	W	4-1
4/6	*	Alabama	W	3-0
4/7	*	Alabama	W	4-2
4/8	*	Alabama	L	3-5 (10 inn)
4/11		Belmont	W	7-6
4/13	*	at Kentucky	W	10-8 (12 inn)
4/15	*	at Kentucky	W	9-4 (7 inn)
4/15	*	at Kentucky	L	6-8
4/17		at Lipscomb	L	3-5
4/18		at Middle Tennessee	L	8-11
4/20	*	Tennessee	W	3-1
4/21	*	Tennessee	W	4-3
4/22	*	Tennessee	W	7-6
4/25		Tennessee Tech	W	12-10
4/27	*	Florida	W	10-1
4/28	*	Florida	W	17-6
4/29	*	Florida	W	13-5
5/4	*	at Georgia	W	8-5
5/5	*	at Georgia	L	0-7
5/6	*	at Georgia	W	15-4
5/11	*	at Auburn	W	10-5
5/12	*	at Auburn	W	6-5 (10 inn)
5/13	*	at Auburn	L	4-5
5/17	*	LSU	W	4-1
5/18	*	LSU	W	6-2
5/19	*	LSU	W	6-2
5/23	!	Tennessee	L	4-6
5/24	!	vs. Mississippi State	W	3-2
5/25	!	vs. Tennessee	W	15-2
5/26	!	vs. Ole Miss	W	13-1 (8 inn)
5/26	!	vs. Ole Miss	W	7-6 (10 inn)
5/27	!	vs. Arkansas	W	7-4
6/1	\$	Austin Peay	W	2-1 (11 inn)
6/2	\$	Michigan	L	3-4
6/3	\$	Austin Peay	W	11-5
6/3	\$	Michigan	W	10-7
6/4	\$	Michigan	L	3-4 (10 inn)

Houston College Classic (Minute Maid Park); @ Music City Classic (Hawkins Field); ! SEC Tournament (Hoover, Ala.); \$ NCAA Regional (Nashville, Tenn.); * SEC Game.

2008 (41-22, 15-14) COACH TIM CORBIN NCAA REGIONAL

2/22	#	vs. Oregon State	W	8-1
2/23	#	at Arizona State	L	6-18
2/24	#	vs. Miami	W	4-3
2/27		Evansville	W	4-3
2/29		Kansas	W	7-1
3/1		Iowa	L	3-6
3/2		Xavier	W	17-3
3/4		Louisville	W	17-6
3/6		Illinois-Chicago	L	1-2
3/7		Illinois-Chicago	W	5-4
3/9		Illinois-Chicago	W	9-3
3/11		Western Carolina	W	5-3
3/12		Western Carolina	W	11-4
3/14	*	South Carolina	W	4-3 (13 inn)
3/15	*	South Carolina	L	7-16
3/16	*	South Carolina	W	10-4
3/19		Lipscomb	W	12-4
3/21	*	at Alabama	W	2-1
3/22	*	at Alabama	L	7-9
3/23	*	at Alabama	L	3-10
3/25		Belmont	W	7-3
3/26		Middle Tennessee	W	12-10 (12 inn)
3/30	*	Arkansas	W	6-5 (12 inn)
3/30	*	Arkansas	W	6-2
4/1		SE Missouri	L	8-12
4/2		at Middle Tennessee	W	6-5
4/5	*	at Ole Miss	L	6-7
4/5	*	at Ole Miss	L	0-8
4/6	*	at Ole Miss	L	6-11
4/8		Western Kentucky	W	5-1
4/9		Austin Peay	W	8-1
4/11	*	at Mississippi State	W	15-8
4/12	*	at Mississippi State	W	16-0
4/13	*	at Mississippi State	W	4-3
4/15		at Lipscomb	W	8-1
4/16		at Western Kentucky	W	5-1
4/19	*	Auburn	L	3-6
4/19	*	Auburn	W	8-2
4/20	*	Auburn	W	9-5
4/22		at Austin Peay	W	9-8
4/23		at Belmont	W	10-7
4/25	*	Kentucky	W	3-2
4/26	*	Kentucky	L	2-6
4/27	*	Kentucky	L	1-3
5/2	*	at Tennessee	W	8-5
5/3	*	at Tennessee	W	9-2
5/4	*	at Tennessee	W	10-8
5/6	@	vs. Memphis	W	8-0
5/7		Tennessee Tech	W	7-2
5/9	*	Georgia	W	13-7
5/10	*	Georgia	L	2-4 (10 inn)
5/11	*	Georgia	L	10-12
5/15	*	at Florida	L	6-8
5/16	*	at Florida	L	4-5
5/17	*	at Florida	L	12-13 (11 inn)
5/21	!	vs. Florida	W	7-3
5/22	!	vs. LSU	L	2-8
5/23	!	vs. South Carolina	W	7-5
5/24	!	vs. Ole Miss	W	7-4
5/24	!	vs. Ole Miss	L	7-8
5/30	\$	vs. Oklahoma	L	5-8
5/31	\$	vs. Stony Brook	W	9-4
6/1	\$	vs. Oklahoma	L	10-11

Tempe, Ariz. (Packard Stadium); @ Jackson, Tenn. (Pringles Park); ! SEC Tournament (Hoover, Ala.); \$ NCAA Regional (Tempe, Ariz.); * SEC Game.

Season-by-Season Results

2009 (37-27, 12-17)

COACH TIM CORBIN

NCAA REGIONAL

2/20	at Stanford	L	5-6 (10 inn)
2/21	at Stanford	W	12-9
2/21	at Stanford	L	5-6
2/23	at Cal	L	3-4
2/25	Western Kentucky	W	10-7
2/27	Vermont	W	7-2
2/28	Vermont	W	14-3
3/1	Vermont	W	14-1
3/3	Lipscomb	W	10-3
3/5	Illinois-Chicago	L	2-3
3/6	Illinois-Chicago	W	6-1
3/7	Illinois-Chicago	W	5-4
3/8	Illinois-Chicago	W	12-7
3/10	at Lipscomb	W	22-4
3/13	* Ole Miss	L	3-9
3/15	* Ole Miss	L	1-6 (7 inn)
3/15	* Ole Miss	W	7-6 (7 inn)
3/17	South Alabama	W	7-4
3/18	Belmont	W	11-4
3/20	* at Kentucky	L	1-3
3/21	* at Kentucky	L	2-6
3/22	* at Kentucky	W	4-2
3/24	Austin Peay	W	10-5
3/25	Wright State	W	4-0
3/27	* at Auburn	W	12-3
3/28	* at Auburn	L	3-5
3/29	* at Auburn	L	10-11
4/1	at Belmont	L	6-15
4/3	* Florida	L	4-8
4/4	* Florida	W	4-3
4/5	* Florida	W	16-9
4/7	at Middle Tennessee	L	0-8
4/10	* at Arkansas	W	9-0
4/11	* at Arkansas	W	13-6
4/14	Middle Tennessee	W	15-7
4/15	Morehead State	W	8-0
4/17	* Alabama	L	4-10
4/18	* Alabama	L	3-7
4/18	* Alabama	L	6-7
4/21	at Austin Peay	L	8-9
4/22	at Louisville	W	4-3 (10 inn)
4/24	* Mississippi State	W	8-6
4/25	* Mississippi State	W	10-4
4/26	* Mississippi State	W	11-3
5/1	* at South Carolina	L	5-8
5/2	* at South Carolina	L	5-14
5/3	* at South Carolina	L	3-11
5/5	Belmont	W	8-6 (7 inn)
5/5	Belmont	W	3-0 (7 inn)
5/8	* at Georgia	W	10-2
5/9	* at Georgia	W	9-2
5/10	* at Georgia	L	3-4
5/14	* Tennessee	L	6-8
5/15	* Tennessee	L	6-7 (10 inn)
5/16	* Tennessee	L	7-9 (10 inn)
5/20	! vs. LSU	W	4-1
5/21	! vs. South Carolina	W	5-4
5/23	! vs. Arkansas	W	11-1 (7 inn)
5/24	! vs. LSU	L	2-6
5/29	\$ vs. Middle Tennessee	L	4-5
5/30	\$ vs. Indiana	W	10-0
5/31	\$ vs. Middle Tennessee	W	6-0
5/31	\$ at Louisville	W	8-4
6/1	\$ at Louisville	L	3-5

! SEC Tournament (Hoover, Ala.); \$ NCAA Regional (Louisville, Ky.); * SEC Game.

2010 (46-20, 16-12)

COACH TIM CORBIN

NCAA REGIONAL CHAMPIONS

NCAA SUPER REGIONAL

2/19	Niagara	W	9-0
2/20	Niagara	W	16-2
2/21	Niagara	W	21-3
2/23	Austin Peay	W	2-1 (11 inn)
2/26	# at UCLA	L	2-9
2/27	# at USC	W	10-1
2/28	# vs. Oklahoma State	W	7-6
3/3	Tennessee Tech	W	10-1
3/5	Kent State	W	7-1
3/6	Illinois State	W	9-2
3/7	Indiana	W	6-5 (11 inn)
3/10	UT-Martin	W	9-1
3/12	Ohio	W	14-3
3/13	Ohio	W	7-4
3/14	Ohio	W	5-1
3/16	Western Kentucky	L	2-17
3/17	at Western Kentucky	W	17-6
3/19	* at Alabama	L	1-4
3/20	* at Alabama	L	2-8
3/21	* at Alabama	W	5-4
3/23	Lipscomb	W	10-4
3/24	Wright State	W	18-2
3/26	* Kentucky	W	7-0
3/27	* Kentucky-1	W	2-1
3/27	* Kentucky-2	W	9-8
3/30	Wofford	W	7-2
3/31	Wofford	W	10-7
4/2	* at Florida	L	2-3
4/3	* at Florida	L	3-7
4/4	* at Florida	W	7-0
4/6	Belmont	W	12-5
4/9	* South Carolina	L	2-3
4/10	* South Carolina	W	8-2
4/11	* South Carolina	L	0-2
4/13	Middle Tennessee	W	1-0
4/16	* Auburn	W	11-6
4/17	* Auburn	L	2-12
4/18	* Auburn	W	3-2
4/20	at Lipscomb	W	13-10
4/21	at Middle Tennessee	W	11-10
4/23	* at Tennessee	W	10-1
4/25	* at Tennessee-1	L	2-4 (11 inn)
4/25	* at Tennessee-2	L	3-4 (7 inn)
4/27	at Austin Peay	L	4-5
4/30	* Georgia	W	17-5
5/7	* at LSU	L	15-16 (10 inn)
5/8	* at LSU	W	6-2
5/9	* at LSU	W	4-3
5/11	Louisville	W	11-10 (17 inn)
5/14	* at Mississippi State	W	13-8
5/15	* at Mississippi State	W	13-7 (10 inn)
5/16	* at Mississippi State	W	14-4
5/20	* Arkansas	W	4-3
5/21	* Arkansas	L	3-4
5/22	* Arkansas	L	5-7
5/26	! vs. Arkansas	W	2-0
5/27	! vs. LSU	L	5-7
5/28	! vs. Florida	L	2-5
6/4	\$ vs. Illinois State	W	8-7 (13 inn)
6/5	\$ at Louisville	L	1-7
6/6	\$ vs. Illinois State	W	10-4
6/6	\$ at Louisville	W	7-0
6/7	\$ at Louisville	W	3-2 (10 inn)
6/11	+ at Florida State	L	8-9
6/12	+ at Florida State	W	6-2
6/13	+ at Florida State	L	6-7

Dodgertown Classic (Los Angeles, Calif.); ! SEC Tournament (Hoover, Ala.); \$ NCAA Regional (Louisville, Ky.) + NCAA Super Regional (Tallahassee, Fla.)
* SEC Game.

2011 (54-12, 22-8)

COACH TIM CORBIN

SEC CHAMPIONS

NCAA REGIONAL CHAMPIONS

NCAA SUPER REGIONAL CHAMPIONS

NCAA COLLEGE WORLD SERIES

2/18	at San Diego	W	4-3 (5)
2/19	at San Diego State	W	7-3
2/20	at San Diego	W	3-1
2/20	at San Diego	W	7-3
2/23	Belmont	W	6-2
2/25	Stanford	W	2-1
2/26	Stanford	W	8-7
2/27	Stanford	L	5-2
3/1	Western Kentucky	W	6-5
3/4	Brown	W	3-1
3/6	Brown	W	6-5
3/6	Brown	W	6-3 (7)
3/8	Wofford	W	12-1
3/9	Kennesaw State	W	9-5
3/11	Illinois-Chicago	W	5-1
3/12	Illinois-Chicago	W	9-8 (10)
3/13	Illinois-Chicago	W	2-1
3/15	Purdue	W	9-0
3/18	* Mississippi State	W	10-0
3/19	* Mississippi State	W	4-0
3/20	* Mississippi State	L	9-8
3/22	Tennessee Tech	W	11-2
3/25	* at Arkansas	L	2-1
3/26	* at Arkansas	W	4-1
3/27	* at Arkansas	W	2-1
3/29	UT-Martin	W	10-3
4/1	* at Auburn	W	11-6
4/2	* at Auburn	W	11-2
4/3	* at Auburn	W	6-2
4/5	Middle Tennessee	W	9-1
4/8	* Alabama	W	11-3
4/9	* Alabama	W	7-0
4/10	* Alabama	W	11-6
4/12	at Middle Tennessee	W	1-0
4/15	* at South Carolina	L	3-1
4/16	* at South Carolina	W	6-4
4/17	* at South Carolina	L	5-3
4/22	* LSU	W	11-3
4/23	* LSU	W	10-1
4/24	* LSU	W	10-7
4/27	* Tennessee	W	10-1
4/29	* Tennessee	W	10-1
4/30	* Tennessee	W	19-3
5/1	* at Kentucky	L	2-0
5/6	* at Kentucky	W	10-3
5/7	* at Kentucky	W	6-3
5/10	at Louisville	W	5-1
5/13	* Florida	L	6-5
5/14	* Florida	W	14-1
5/15	* Florida	L	6-3 (12)
5/19	* at Georgia	L	5-4
5/20	* at Georgia	W	9-3
5/21	* at Georgia	W	17-7
5/25	! vs. Georgia	W	10-0 (7)
5/26	! vs. South Carolina	W	7-2
5/28	! vs. Arkansas	W	3-2
5/29	! vs. Florida	L	5-0
6/3	\$ Belmont	W	10-0
6/4	\$ Troy	W	10-2
6/5	\$ Belmont	W	6-1
6/10	@ Oregon State	W	11-1
6/11	@ Oregon State	W	9-3
6/18	^ vs. North Carolina	W	7-3
6/20	^ vs. Florida	L	3-1
6/22	^ vs. North Carolina	W	5-1
6/24	^ Florida	L	6-4

! SEC Tournament (Hoover, Ala.); \$ NCAA Regional (Nashville, Tenn.); @ NCAA Super Regional (Nashville,

Season-by-Season Results

Tenn); ^ College World Series (Omaha, Neb.); = CWS Finals (Omaha, Neb.); * SEC Game.

2012 (35-28, 16-14) COACH TIM CORBIN NCAA REGIONAL			
2/17	at Stanford	L	8-3
2/18	at Stanford	L	9-5
2/19	at Stanford	L	18-5
2/22	Oakland	W	11-4
2/24	Oregon	L	4-2
2/25	Oregon	L	7-2
2/26	Oregon	L	7-6
2/29	Louisiana Tech	L	9-3
3/3	Rhode Island	W	9-4
3/3	Rhode Island	W	8-0
3/4	Rhode Island	W	12-8
3/6	at Belmont	L	6-5
3/9	San Diego	W	7-0
3/10	San Diego	L	2-1
3/11	San Diego	L	9-7
3/13	Siena	W	12-2
3/14	Siena	W	11-4
3/16	* at Florida	L	10-2
3/17	* at Florida	L	5-1
3/18	* at Florida	L	8-2
3/20	Evansville	L	5-3
3/23	* Georgia	L	1-0
3/24	* Georgia	W	5-4
3/25	* Georgia	W	5-3
3/27	Tennessee Tech	W	6-0
3/30	* South Carolina	L	8-3
3/31	* South Carolina	W	12-4
4/1	* South Carolina	L	6-4 (13 inn)
4/3	UT-Martin	W	16-2
4/6	* at Mississippi State	L	7-4
4/7	* at Mississippi State	W	4-3 (12 inn)
4/8	* at Mississippi State	L	7-4
4/11	Belmont	W	7-0
4/13	* Auburn	W	5-4
4/14	* Auburn	L	5-2
4/15	* Auburn	W	11-2
4/17	Middle Tennessee	W	5-1
4/20	* at Alabama	L	6-4
4/21	* at Alabama	L	8-6
4/22	* at Alabama	W	9-7
4/25	* at Middle Tennessee	W	8-4
4/27	* Kentucky	L	5-2
4/28	* Kentucky	W	4-3
4/29	* Kentucky	W	6-1
5/4	* at Tennessee	L	8-2
5/5	* at Tennessee	W	7-4
5/6	* at Tennessee	W	12-6
5/8	* Louisville	W	3-2
5/11	* at LSU	L	2-1
5/12	* at LSU	W	6-3
5/13	* at LSU	W	5-4 (10 inn)
5/17	* Ole Miss	W	3-0
5/18	* Ole Miss	W	6-2
5/19	* Ole Miss	W	6-3
5/22	! Georgia	W	4-1
5/23	! South Carolina	W	3-2
5/24	! Florida	W	2-1
5/26	! Florida	W	8-6
5/27	! Mississippi State	L	3-0
6/1	\$ vs. UNC-Wilmington	W	8-2
6/2	\$ at NC State	W	9-8
6/3	\$ at NC State	L	6-5
6/4	\$ at NC State	L	9-7

+ Battle of the Barrel; ! SEC Tournament (Hoover, Ala.); \$ NCAA Regional (Raleigh, N.C.); * SEC Game.

2013 (54-12, 26-3) COACH TIM CORBIN SEC CHAMPIONS NCAA REGIONAL CHAMPIONS NCAA SUPER REGIONAL			
2/15	Long Beach State	W	10-4
2/16	Long Beach State	W	12-2
2/17	Long Beach State	L	13-9 (8 inn)
2/19	at Belmont	W	9-3
2/20	Central Arkansas	W	10-2
2/22	Monmouth	W	5-1
2/23	Monmouth	W	11-1
2/24	Monmouth	W	13-1
2/26	Arkansas State	W	7-3
2/27	Evansville	W	13-0
3/1	Illinois-Chicago	W	9-0
3/2	Illinois-Chicago	W	5-3
3/3	Illinois-Chicago	W	3-1 (10 inn)
3/5	Eastern Illinois	W	8-3
3/8	at Oregon	W	4-1
3/9	at Oregon	W	4-2
3/10	at Oregon	L	7-5
3/13	Buffalo	W	4-2
3/15	* at Auburn	W	5-2
3/16	* at Auburn	W	8-1
3/17	* at Auburn	W	8-6
3/20	* at Middle Tennessee	L	4-1
3/22	* Florida	L	7-1
3/23	* Florida	W	6-1
3/24	* Florida	W	5-4
3/26	Lipscomb	W	4-1
3/29	* Tennessee	W	4-3 (12 inn)
3/30	* Tennessee	W	8-3
3/31	* Tennessee	W	12-8
4/2	Middle Tennessee	W	12-3
4/5	* at Ole Miss	W	3-1
4/6	* at Ole Miss	W	2-1
4/7	* at Ole Miss	W	7-6 (11 inn)
4/9	UT-Martin	W	10-3
4/12	* Missouri	W	11-5
4/13	* Missouri	W	12-1
4/14	* Missouri	W	16-4
4/16	Tennessee Tech	L	10-9
4/20	* at Georgia	L	3-1
4/20	* at Georgia	W	15-4
4/21	* at Georgia	W	5-1
4/23	+ at Louisville	W	10-2
4/26	* Mississippi State	W	3-1
4/27	* Mississippi State	W	5-2
4/28	* Mississippi State	W	8-3
5/3	* at South Carolina	W	3-2
5/4	* at South Carolina	W	5-2
5/8	Presbyterian	W	5-2
5/11	* at Kentucky	W	11-3
5/11	* at Kentucky	W	5-3
5/12	* at Kentucky	W	10-5
5/14	Belmont	W	6-1
5/16	* Alabama	W	7-6
5/17	* Alabama	L	5-4 (10 inn)
5/18	* Alabama	W	14-10
5/22	! vs. Texas A&M	L	5-0
5/23	! vs. South Carolina	W	4-3 (10 inn)
5/24	! vs. Texas A&M	W	3-0
5/25	! vs. Mississippi State	W	16-8
5/26	! vs. LSU	L	5-4 (11 inn)
6/1	\$ ETSU	W	9-1
6/1	\$ Illinois	W	10-4
6/2	\$ Georgia Tech	L	5-0
6/3	\$ Georgia Tech	W	7-1
6/8	^ Louisville	L	5-3
6/9	^ Louisville	L	2-1

+ Battle of the Barrel; ! SEC Tournament (Hoover, Ala.); \$ NCAA Regional (Nashville, Tenn.); ^ NCAA Super Regional (Nashville, Tenn.); * SEC Game.

2014 (51-21, 17-13) COACH TIM CORBIN NCAA REGIONAL CHAMPIONS NCAA SUPER REGIONAL CHAMPIONS NCAA COLLEGE WORLD SERIES NATIONAL CHAMPIONS			
2/14	at Long Beach State	W	5-2
2/15	at Long Beach State	W	6-0
2/16	at Long Beach State	W	6-2
2/19	Lipscomb	W	5-1
2/21	Illinois-Chicago	W	14-1
2/22	Illinois-Chicago	W	2-0
2/23	Illinois-Chicago	W	12-1
2/25	Western Kentucky	L	3-2
2/26	Evansville	L	8-3
2/28	Stanford	W	4-1
3/1	Stanford	W	5-1
3/2	Stanford	W	4-2
3/4	Tennessee Tech	W	4-0
3/5	at Middle Tennessee	W	4-3
3/7	Winthrop	W	9-1
3/8	Winthrop	W	5-0
3/9	Winthrop	W	4-1
3/11	Eastern Illinois	W	11-2
3/14	* #8 LSU	L	4-2
3/15	* #8 LSU	W	5-3
3/15	* #8 LSU	W	9-3
3/18	at Belmont	W	8-4
3/21	* at #21 Mississippi State	L	17-2
3/22	* at #21 Mississippi State	L	6-3
3/23	* at #21 Mississippi State	W	5-1
3/25	Belmont	W	2-1
3/28	* #19 Kentucky	L	4-2
3/29	* #19 Kentucky	W	9-3
3/30	* #19 Kentucky	W	6-2
4/1	UT-Martin	W	5-0
4/4	* at Tennessee	W	6-4
4/5	* at Tennessee	L	10-9
4/6	* at Tennessee	L	7-0
4/8	Indiana State	W	6-2
4/11	* Texas A&M	L	10-4
4/12	* Texas A&M	W	8-5
4/13	* Texas A&M	L	8-2
4/15	Middle Tennessee	W	19-1
4/18	* at Arkansas	L	6-2
4/19	* at Arkansas	W	2-1
4/20	* at Arkansas	L	3-1
4/22	% vs. Memphis	W	2-1
4/26	* Georgia	W	12-9
4/26	* Georgia	W	11-0
4/27	* Georgia	W	6-1
5/2	* at Missouri	W	8-3
5/3	* at Missouri	W	3-1
5/4	* at Missouri	W	3-1
5/6	+ #10 Louisville	L	11-7
5/8	* at #4 Florida	L	1-0
5/9	* at #4 Florida	W	3-0
5/10	* at #4 Florida	W	16-2
5/13	SEMO	W	10-4
5/15	* #17 South Carolina	L	4-3 (10 inn)
5/16	* #17 South Carolina	W	9-3
5/17	* #17 South Carolina	L	7-2
5/20	! vs. Tennessee	W	3-2
5/21	! vs. #14 LSU	L	11-1 (7 inn)
5/22	! vs. #10 Ole Miss	L	7-2
5/30	\$ Xavier	W	11-0
5/31	\$ Oregon	W	7-2
6/1	\$ Oregon	W	3-2
6/6	@ Stanford	W	11-6
6/7	@ Stanford	L	5-4
6/8	@ Stanford	W	12-5
6/14	^ vs. #13 Louisville	W	5-3
6/16	^ vs. UC Irvine	W	6-4
6/20	^ vs. #21 Texas	L	4-0
6/21	^ vs. #21 Texas	W	4-3 (10 inn)
6/23	= vs. #8 Virginia	W	9-8

Season-by-Season Results

6/24 = vs. #8 Virginia L 7-2
6/25 = vs. #8 Virginia W 3-2

% Ballpark at Jackson (Jackson, Tenn.) + Battle of the Barrel; ! SEC Tournament (Hoover, Ala.); \$ NCAA Regional (Nashville, Tenn.); @ NCAA Super Regional (Nashville, Tenn.); ^ College World Series (Omaha, Neb.); = CWS Finals (Omaha, Neb.); * SEC Game.

2015 (51-21, 20-10)

COACH TIM CORBIN

NCAA REGIONAL CHAMPIONS

NCAA SUPER REGIONAL CHAMPIONS

NCAA COLLEGE WORLD SERIES

NATIONAL RUNNER-UP

2/13	Santa Clara	W	4-0
2/14	Santa Clara	L	7-6
2/14	Santa Clara	W	6-5 (10 inn)
2/20	# vs. Indiana State	W	3-2
2/21	# vs. Indiana State	L	8-1
2/22	# vs. Indiana State	W	6-0
2/24	UT-Martin	W	16-3
2/25	Western Kentucky	W	10-6
2/27	Illinois State	W	16-1
2/28	Illinois State	W	3-2
3/1	Illinois State	W	16-10
3/3	Evansville	W	9-8 (12 inn)
3/6	at #4 UCLA	W	6-0
3/7	at USC	L	6-5
3/8	& vs. #6 TCU	L	4-2
3/10	Quinnipiac	W	9-2
3/11	Quinnipiac	W	8-0
3/14	* Arkansas	W	8-7 (12 inn)
3/14	* Arkansas (DH)	W	9-1
3/15	* Arkansas	W	1-0
3/17	Tennessee Tech	W	9-1
3/20	* at Auburn	L	6-4
3/21	* at Auburn	W	7-6 (10 inn)
3/21	* at Auburn (DH)	W	10-5
3/24	at Middle Tennessee	W	12-7
3/27	* Tennessee	W	9-0
3/28	* Tennessee	L	9-5
3/29	* Tennessee	W	14-3
3/31	Wofford	W	6-0
4/1	Wofford	W	5-3
4/3	* at Georgia	W	9-7
4/4	* at Georgia	W	11-7
4/5	* at Georgia	W	4-2
4/7	Lipscomb	L	3-1
4/9	* Ole Miss	W	6-0
4/10	* Ole Miss	L	6-5 (16 inn)
4/11	* Ole Miss	L	5-4
4/14	Belmont	L	3-2
4/16	* at South Carolina	W	12-0
4/17	* at South Carolina	L	5-2
4/18	* at South Carolina	L	3-2
4/21	Middle Tennessee	W	4-0
4/24	* #14 Missouri	W	9-2
4/25	* #14 Missouri	W	12-2
4/26	* #14 Missouri	W	5-2
4/28	at Belmont	L	4-1
5/1	* at Kentucky	W	13-3
5/2	* at Kentucky	L	11-5
5/3	* at Kentucky	W	7-3
5/7	* #10 Florida	W	2-0
5/8	* #10 Florida	L	7-3
5/9	* #10 Florida	L	9-7 (10 inn)
5/12	+ at #2 Louisville	W	5-2
5/14	* at Alabama	W	2-1
5/15	* at Alabama	W	7-5
5/16	* at Alabama	L	1-0
5/20	! vs. Missouri	W	7-6 (10 inn)
5/21	! vs. #7 Texas A&M	L	6-1
5/22	! vs. Alabama	W	16-1 (7 inn)
5/23	! vs. #7 Texas A&M	W	12-3
5/24	! vs. #6 Florida	L	7-3

5/29	\$ vs. Lipscomb	W	9-1
5/30	\$ vs. Indiana	W	6-4
6/1	\$ vs. #18 Radford	W	21-0
6/6	@ at #5 Illinois	W	13-0
6/8	@ at #5 Illinois	W	4-2
6/14	^ vs. #21 Cal State Fullerton	W	4-3
6/15	^ vs. #7 TCU	W	1-0
6/16	^ vs. #7 TCU	W	7-1
6/22	= vs. Virginia	W	5-1
6/23	= vs. Virginia	L	3-0
6/24	= vs. Virginia	L	4-2

Charlotte Sports Park (Port Charlotte, Fla.); & Dodger Stadium College Baseball Classic (Dodger Stadium, Los Angeles, Calif.); + Battle of the Barrel; ! SEC Tournament (Hoover, Ala.); \$ NCAA Regional (Nashville, Tenn.); @ NCAA Super Regional (Champaign, Ill.); ^ College World Series (Omaha, Neb.); = CWS Finals (Omaha, Neb.); * SEC Game.

2016 (43-19, 18-12)

COACH TIM CORBIN

NCAA REGIONAL

2/19	San Diego	W	8-4
2/20	San Diego	W	13-6
2/21	San Diego	W	17-1
2/23	UT-Martin	W	11-6 (5 inn)
2/24	Eastern Illinois	W	9-1
2/26	Illinois-Chicago	W	9-0
2/27	Illinois-Chicago	W	6-5 (14 inn)
2/28	Illinois-Chicago	W	20-8
3/3	at Stanford	L	4-1
3/3	at Stanford (DH)	W	4-1
3/6	at Stanford	W	5-2
3/8	Radford	W	13-4
3/9	Radford	W	12-0
3/11	Xavier	W	7-0
3/12	Xavier	W	14-3
3/13	Xavier	W	5-2
3/15	Northern Illinois	W	9-2
3/18	* #15 Mississippi State	L	2-1 (13 inn)
3/19	* #15 Mississippi State	L	5-4
3/20	* #15 Mississippi State	W	12-6
3/22	at Middle Tennessee	L	7-4
3/25	* at Missouri	W	8-6
3/26	* at Missouri	W	2-0 (11 inn)
3/27	* at Missouri	W	17-7
3/29	# vs. Belmont	W	8-2
3/31	* #5 South Carolina	L	4-0
4/1	* #5 South Carolina	W	10-6
4/2	* #5 South Carolina	W	4-3
4/5	Lipscomb	W	4-3
4/7	* at #15 LSU	L	13-4
4/8	* at #15 LSU	L	3-2
4/9	* at #15 LSU	W	9-7
4/12	Middle Tennessee	W	7-4
4/15	* #18 Kentucky	W	3-0
4/16	* #18 Kentucky	W	3-2
4/17	* #18 Kentucky	L	3-0
4/19	Central Arkansas	W	8-6
4/22	* at Tennessee	W	6-0
4/23	* at Tennessee	L	2-1
4/24	* at Tennessee	L	5-3
4/26	Austin Peay	W	8-5
4/29	* Georgia	W	15-3
4/30	* Georgia	W	10-3
5/1	* Georgia	W	10-3
5/3	Western Kentucky	W	6-1
5/5	* at #2 Texas A&M	L	1-0
5/6	* at #2 Texas A&M	W	6-1
5/7	* at #2 Texas A&M	L	3-0
5/10	+ \$6 Louisville	L	8-5
5/13	* at #1 Florida	L	4-2
5/14	* at #1 Florida	W	5-0
5/15	* at #1 Florida	L	10-6
5/17	Morehead State	W	6-0

5/19	* Auburn	W	5-2
5/19	* Auburn (DH)	W	9-3
5/21	* Auburn	W	4-3
5/24	! vs. Missouri	W	7-0
5/25	! vs. #1 Texas A&M	W	6-5
5/26	! vs. #11 Ole Miss	L	12-9
5/27	! vs. #1 Texas A&M	L	13-3 (7 inn)
6/4	\$ vs. Xavier	L	15-1
6/4	\$ vs. Washington	L	9-8

First Tennessee Park (Nashville, Tenn.); + Battle of the Barrel; ! SEC Tournament (Hoover, Ala.); \$ NCAA Regional (Nashville, Tenn.); * SEC Game.

2017 (36-25-1, 15-13-1)

COACH TIM CORBIN

NCAA REGIONAL CHAMPIONS

NCAA SUPER REGIONAL

2/16	at San Diego	L	3-2
2/17	at San Diego	W	8-2
2/19	at San Diego	W	11-1
2/22	Evansville	W	7-4
2/24	UIC	L	5-3 (10 inn)
2/25	UIC	W	6-2
2/26	UIC	L	5-2 (11 inn)
2/28	Southeastern La.	W	9-6
3/1	Southeastern La.	W	4-2
3/3	CSU-Northridge	L	6-4
3/4	CSU-Northridge	L	4-1
3/5	CSU-Northridge	W	11-3
3/7	Central Arkansas	W	10-5
3/8	Central Arkansas	W	9-1
3/10	Saint Mary's	W	9-8
3/12	Saint Mary's	L	5-1
3/12	Saint Mary's	W	9-1
3/14	Western Kentucky	W	8-1
3/17	* at #16 Ole Miss	L	1-0
3/18	* at #16 Ole Miss	W	6-2
3/19	* at #16 Ole Miss	L	10-8
3/22	# vs. Belmont	W	17-11
3/24	* Texas A&M	W	4-3
3/25	* Texas A&M	W	17-3
3/26	* Texas A&M	L	6-4
3/28	# vs. Lipscomb	W	10-0
3/31	* at #16 Kentucky	L	10-3
4/1	* at #16 Kentucky	L	7-4
4/2	* at #16 Kentucky	W	6-4
4/4	UT-Martin	W	11-0
4/6	* at #12 South Carolina	W	7-6
4/7	* at #12 South Carolina	W	5-3 (13 inn)
4/8	* at #12 South Carolina	L	6-1
4/11	Tennessee Tech	L	5-2
4/13	* #12 Florida	L	10-6
4/14	* #12 Florida	W	2-0
4/15	* #12 Florida	L	20-8
4/18	at Middle Tennessee	W	21-2
4/21	* at Georgia	W	8-1
4/22	* at Georgia	L	1-0
4/23	* at Georgia (DH)	W	10-5
4/28	* Tennessee	W	1-0
4/29	* Tennessee	L	9-3
5/2	Austin Peay	W	8-4
5/5	* Missouri	W	5-2
5/6	* Missouri	L	2-1 (12 inn)
5/7	* Missouri	W	14-5
5/9	+ at #2 Louisville	L	6-2
5/12	* at #18 Arkansas	L	4-3
5/13	* at #18 Arkansas	W	6-2
5/14	* at #18 Arkansas	L	7-1
5/16	Middle Tennessee	W	17-7
5/18	* Alabama	W	18-1
5/19	* Alabama	W	13-1
5/20	* Alabama	T	3-3
5/23	! vs. South Carolina	L	7-4 (11 inn)
6/2	\$ vs. St. John's	W	13-4
6/3	\$ at #21 Clemson	W	9-4

Season-by-Season Results

6/4	\$	at #21 Clemson	L	6-0
6/5	\$	at #21 Clemson	W	8-0
6/9	^	at #1 Oregon State	L	8-4
6/10	^	at #1 Oregon State	L	9-2

First Tennessee Park (Nashville, Tenn.); + Battle of the Barrel; ! SEC Tournament, Hoover, Ala.; \$ NCAA Regional (Clemson, S.C.); @ NCAA Super Regional (Corvallis, Ore.); * SEC Game.

2018 (35-27, 16-14) COACH TIM CORBIN NCAA REGIONAL CHAMPIONS NCAA SUPER REGIONAL

2/16	#25 Duke	W	9-1
2/17	#25 Duke	L	5-4
2/18	#25 Duke	W	9-1
2/20	Presbyterian	W	7-1
2/21	Presbyterian	W	15-2
2/23	UMass-Lowell	W	15-0
2/24	UMass-Lowell	W	15-2
2/27	Austin Peay	W	19-6
2/28	Indiana State	W	8-5
3/2	! vs. Sam Houston State	L	7-6 (10 inn)
3/3	! vs. Louisiana	L	3-0
3/4	! vs. #19 Houston	W	9-4
3/7	at Long Beach State	L	4-3
3/9	at #11 UCLA	W	6-3
3/11	% vs. #8 TCU	W	7-4
3/14	Eastern Kentucky	L	6-5
3/16	* at #19 Mississippi State	W	5-0
3/17	* at #19 Mississippi State	W	10-1
3/18	* at #19 Mississippi State	W	4-3
3/21	^ vs. Belmont	L	8-5
3/23	* #19 LSU	W	4-2
3/25	* #19 LSU	L	6-2
3/25	* #19 LSU	W	1-0 (7inn)
3/27	^ vs. Lipscomb	L	5-1
3/30	* at #2 Florida	L	8-4
3/31	* at #2 Florida	L	10-2
4/1	* at #2 Florida	L	8-2
4/3	at Middle Tennessee	L	4-3 (7 inn)
4/5	* #16 Georgia	L	3-2
4/6	* #16 Georgia	W	5-3
4/7	* #16 Georgia	W	8-3
4/10	Western Kentucky	W	3-2
4/13	* #5 Ole Miss	L	11-3
4/15	* #5 Ole Miss	W	8-7 (8 inn)
4/15	* #5 Ole Miss	W	8-7 (7 inn)
4/17	Evansville	W	6-1
4/19	* at Missouri	L	2-1
4/20	* at Missouri	L	3-1
4/21	* at Missouri	W	6-2
4/27	* South Carolina	L	8-7
4/28	* South Carolina	W	8-1
4/29	* South Carolina	L	10-9
5/1	+ Louisville	L	8-4
5/4	* at #20 Auburn	L	4-1
5/5	* at #20 Auburn	L	11-5
5/6	* at #20 Auburn	L	14-0
5/8	#23 Tennessee Tech	L	6-4
5/11	* at Tennessee	W	7-6
5/12	* at Tennessee	W	7-2
5/13	* at Tennessee	L	8-7
5/15	Middle Tennessee	W	8-1
5/17	* #19 Kentucky	W	5-1
5/18	* #19 Kentucky	W	9-6
5/19	* #19 Kentucky	W	
5/22	\$ vs. Texas A&M	L	3-1
6/1	# vs. #20 St. John's	W	2-0
6/2	# at #2 Clemson	W	4-3
6/3	# at #2 Clemson	W	19-6
6/8	@ Mississippi State	L	8-10
6/9	@ Mississippi State	W	4-3
6/10	@ Mississippi State	L	10-6 (11 inn)

! Shriners Hospitals for Children College Classic (Minute Maid Park, Houston, Texas); % Dodger Stadium College Baseball Classic (Dodger Stadium, Los Angeles, Calif.); ^ First Tennessee Park (Nashville, Tenn.); + Battle of the Barrel; \$ SEC Tournament, Hoover, Ala.; # NCAA Regional (Clemson, S.C.); @ NCAA Super Regional (Nashville, Tenn.); * SEC Game.

2019 (59-12, 23-7) COACH TIM CORBIN SEC CHAMPIONS SEC TOURNAMENT CHAMPIONS NCAA REGIONAL CHAMPIONS NCAA SUPER REGIONAL CHAMPIONS NCAA COLLEGE WORLD SERIES NATIONAL CHAMPIONS

2/15	% vs. Virginia	W	15-9
2/16	% vs. #25 Cal State Fullerton	W	14-9
2/17	% vs. #19 TCU	L	2-10
2/20	Evansville	W	5-4
2/24	Pepperdine (G1)	W	6-3
2/24	Pepperdine (G2)	W	6-2
2/26	Southeast Missouri State	W	11-3
2/27	Austin Peay	L	6-7 (10 inn)
3/1	Dayton	W	11-3
3/2	Dayton (G1)	W	5-1
3/2	Dayton (G2)	W	2-0
3/5	Davidson	W	24-2
3/6	East Tennessee State	W	12-4
3/8	Illinois State	W	10-4
3/10	Illinois State (G1)	W	9-1
3/10	Illinois State (G2)	L	3-7
3/12	Samford	W	11-6
3/15	* at #19 Texas A&M	W	7-4
3/16	* at #19 Texas A&M	L	7-8
3/17	* at #19 Texas A&M	L	0-7
3/19	^ vs. Belmont	W	3-0
3/21	* #21 Florida	W	5-0
3/22	* #21 Florida	W	15-2
3/23	* #21 Florida	W	14-4
3/26	^ vs. Lipscomb	W	15-1
3/29	* Tennessee	W	4-2
3/30	* Tennessee	W	10-4
3/31	* Tennessee	L	6-7
4/2	Western Kentucky	W	5-4 (10 inn)
4/5	* at #4 Georgia	W	3-2
4/6	* at #4 Georgia	L	3-8
4/7	* at #4 Georgia	L	1-3
4/9	at Middle Tennessee	W	15-3
4/12	* #12 Arkansas	W	3-2
4/13	* #12 Arkansas	W	12-2
4/14	* #12 Arkansas	L	12-14
4/16	Indiana State	W	7-1
4/19	* at Alabama	W	7-4
4/20	* at Alabama	W	2-0
4/21	* at Alabama	W	13-5
4/25	* #25 Auburn	W	12-6
4/26	* #25 Auburn	W	5-2
4/27	* #25 Auburn	W	9-5
4/30	Tennessee Tech	W	21-10
5/3	* at South Carolina	W	22-11
5/4	* at South Carolina	W	9-3
5/5	* at South Carolina	W	6-2
5/7	+ at #4 Louisville	W	6-2
5/10	* #21 Missouri	W	5-2
5/11	* #21 Missouri	L	2-5
5/12	* #21 Missouri	W	7-2
5/14	Middle Tennessee	W	5-2
5/16	* at Kentucky	W	16-10
5/17	* at Kentucky	W	12-4
5/18	* at Kentucky	W	7-4
5/22	\$ vs. Auburn	W	11-1 (8 inn)
5/22	\$ vs. #3 Mississippi State	W	1-0
5/22	\$ vs. #16 LSU	W	13-4
5/22	\$ vs. #22 Ole Miss	W	11-10
5/31	# vs. Ohio State	W	8-2

6/1	# vs. #23 Indiana State	W	8-5
6/2	# vs. #23 Indiana State	W	12-1
6/7	@ vs. Duke	L	5-18
6/8	@ vs. Duke	W	3-0
6/9	@ vs. Duke	W	13-2
6/16	& vs. #11 Louisville	W	3-1
6/19	& vs. #3 Mississippi State	W	6-3
6/21	& vs. #11 Louisville	W	3-2
6/24	= vs. Michigan	L	4-7
6/25	= vs. Michigan	W	4-1
6/26	= vs. Michigan	W	8-2

% MLB4 College Baseball Tournament (Scottsdale, Ariz.); ^ First Tennessee Park (Nashville, Tenn.); + Battle of the Barrel; \$ SEC Tournament, Hoover, Ala.; # NCAA Regional (Nashville, Tenn.); @ NCAA Super Regional (Nashville, Tenn.); & College World Series; = CWS Finals; * SEC Game.

2020 (13-5) COACH TIM CORBIN

2/14	% vs. #13 Michigan	L	3-4
2/15	% vs. Connecticut	W	6-1
2/16	% vs. Cal Poly	L	8-9
2/18	South Alabama	W	3-0
2/19	South Alabama	W	4-0
2/21	Illinois-Chicago	W	9-0
2/22	Illinois-Chicago	W	9-3
2/23	Illinois-Chicago	W	5-2
2/25	Evansville	W	6-0
2/26	Saint Louis	W	10-2
2/28	Hawaii	W	5-1
2/29	Hawaii	L	1-3
3/1	Hawaii	W	7-5 (11 inn)
3/3	Central Arkansas	W	10-2
3/6	! at #2 UCLA	L	2-3
3/7	! at Southern California	L	1-2
3/8	! vs. #22 TCU	W	4-3
3/11	Toledo	W	11-2

% MLB4 College Baseball Tournament (Scottsdale, Ariz.); ! Southern California College Baseball Classic (Los Angeles, Calif.); Season suspended due to COVID-19 pandemic

2021 (49-18, 19-10) COACH TIM CORBIN NCAA REGIONAL CHAMPIONS NCAA SUPER REGIONAL CHAMPIONS NCAA COLLEGE WORLD SERIES NATIONAL RUNNER-UP

2/22	Wright State (G1)	W	14-1
2/22	Wright State (G2)	W	1-0
2/24	Western Kentucky	W	12-1
2/26	Georgia State	L	2-4
2/27	Georgia State	W	5-4
2/28	Georgia State (G1)	W	12-2
2/28	Georgia State (G2)	W	17-6
3/5	Illinois-Chicago	W	15-0
3/6	Illinois-Chicago	W	5-2
3/7	Illinois-Chicago	W	4-2
3/9	Memphis	W	10-4
3/13	at #13 Oklahoma State (G1)	W	5-0
3/13	at #13 Oklahoma State (G2)	W	18-4
3/14	at #13 Oklahoma State	L	6-10
3/16	Belmont	W	4-1
3/19	* #16 South Carolina	W	3-2
3/20	* #16 South Carolina	W	5-0
3/21	* #16 South Carolina	L	6-5
3/23	Lipscomb	W	11-3
3/25	* at Missouri	W	10-2
3/26	* at Missouri	W	11-3
3/27	* at Missouri	W	3-1
3/30	Tennessee Tech	W	12-5

Season-by-Season Results

4/1	*	at LSU	W	13-1
4/2	*	at LSU	W	11-2
4/3	*	at LSU	W	5-4
4/6		UT-Martin	W	5-4
4/8	*	Georgia	L	2-14
4/9	*	Georgia	W	5-2
4/10	*	Georgia	L	1-9
4/13		Eastern Kentucky	W	6-4
4/16	*	at #5 Tennessee	W	5-0
4/17	*	at #5 Tennessee	L	4-8
4/18	*	at #5 Tennessee	W	10-4
4/20		Austin Peay	W	7-0
4/23	*	#4 Mississippi State	W	6-2
4/24	*	#4 Mississippi State	L	4-7
4/25	*	#4 Mississippi State	W	7-4
4/30	*	at #14 Florida	W	11-7
5/1	*	at #14 Florida	L	8-11
5/2	*	at #14 Florida	L	3-5
5/4	+	at #15 Louisville	L	2-7
5/7	*	Alabama	W	9-6
5/8	*	Alabama	W	6-2
5/11		North Alabama	W	3-2
5/14	*	at #18 Ole Miss	L	1-3
5/15	*	at #18 Ole Miss	W	13-2
5/16	*	at #18 Ole Miss	L	10-13
5/18		Florida International	W	20-4
5/20	*	Kentucky	W	4-2
5/21	*	Kentucky	W	8-2
5/22	*	Kentucky	L	5-7
5/26	\$	vs. #12 Ole Miss	W	5-4
5/27	\$	vs. #1 Arkansas	L	4-6
5/28	\$	vs. #12 Ole Miss	L	1-4
6/4	#	vs. Presbyterian	W	10-0
6/5	#	vs. Georgia Tech	W	4-3
6/6	#	vs. Georgia Tech	W	14-11 (11 inn.)
6/11	@	vs. #12 East Carolina	W	2-0
6/12	@	vs. #12 East Carolina	W	4-1
6/19	&	vs. #5 Arizona	W	7-6 (12 inn.)
6/21	&	vs. #16 NC State	L	0-1
6/23	&	vs. #7 Stanford	W	6-5
6/25	&	vs. #16 NC State	W	3-1
6/28	=	vs. #11 Mississippi State	W	8-2
6/29	=	vs. #11 Mississippi State	L	2-13
6/30	=	vs. #11 Mississippi State	L	0-9

+ Battle of the Barrel; \$ SEC Tournament, Hoover, Ala.; # NCAA Regional (Nashville, Tenn.); @ NCAA Super Regional (Nashville, Tenn.); & College World Series; = CWS Finals; * SEC Game.

2022 (39-23, 14-16) COACH TIM CORBIN NCAA REGIONAL

2/18		#7 Oklahoma State	W	3-0
2/19		#7 Oklahoma State	L	3-4
2/20		#7 Oklahoma State	L	5-7
2/23		Evansville	W	9-0
2/25		Army	W	7-2
2/26		Army	W	10-7
2/27		Army	W	6-0
3/1		Central Arkansas	W	5-2
3/4		at Hawaii	W	9-2
3/5		at Hawaii (G1)	W	12-1
3/5		at Hawaii (G2)	W	13-1
3/6		at Hawaii	W	2-1
3/11		Wagner (G1)	W	12-7
3/11		Wagner (G2)	W	13-0
3/13		Wagner	W	15-5
3/15		Michigan	W	5-4
3/18	*	Missouri	W	15-2
3/19	*	Missouri	W	6-0
3/20	*	Missouri	W	7-4
3/22		vs. Belmont	W	13-4
3/24	*	at South Carolina	W	10-0
3/25	*	at South Carolina	L	2-8

3/26	*	at South Carolina	L	6-8
3/29	^	vs. Lipscomb	W	7-1
4/1	*	#1 Tennessee	L	2-6
4/2	*	#1 Tennessee	L	2-5
4/3	*	#1 Tennessee	L	0-5
4/5		Austin Peay	W	12-2
4/8	*	at Auburn	L	1-5
4/9	*	at Auburn	W	19-4
4/10	*	at Auburn	L	2-8
4/12		Western Kentucky	W	7-4
4/15	*	#23 Florida	W	5-4
4/16	*	#23 Florida	W	8-6
4/17	*	#23 Florida	L	3-4 (10 inn.)
4/19		Tennessee Tech	W	7-0
4/22	*	at Kentucky	W	10-0
4/23	*	at Kentucky	L	2-3
4/24	*	at Kentucky	W	5-3
4/28	*	#21 Texas A&M	L	1-5
4/29	*	#21 Texas A&M	W	11-1
4/30	*	#21 Texas A&M	L	4-12
5/3	+	#10 Louisville	L	0-1
5/6	*	at #22 Georgia	W	11-9
5/7	*	at #22 Georgia	L	7-13
5/8	*	at #22 Georgia	W	4-0
5/10		Indiana State	W	8-7 (11 inn.)
5/13	*	at #4 Arkansas	W	9-6 (10 inn.)
5/14	*	at #4 Arkansas	L	6-11
5/15	*	at #4 Arkansas	W	5-0 (7 inn.)
5/17		Middle Tennessee	W	7-2
5/19	*	LSU	L	2-13
5/20	*	LSU	L	3-8
5/21	*	LSU	L	10-21
5/24	\$	vs. Ole Miss	W	3-1
5/26	\$	vs. #1 Tennessee	L	1-10
5/27	\$	vs. Kentucky	L	2-10
6/3	#	vs. San Diego	L	2-3
6/4	#	vs. New Mexico State	W	21-1
6/5	#	vs. San Diego	W	14-4
6/5	#	vs. #3 Oregon State	W	8-1
6/6	#	vs. #3 Oregon State	L	6-7

^First Horizon Park (Nashville, Tenn.); + Battle of the Barrel; \$ SEC Tournament, Hoover, Ala.; # NCAA Regional (Corvallis, Ore.); * SEC Game.

2023 (42-20, 19-11) COACH TIM CORBIN NCAA REGIONAL

2/17	^	vs. #15 TCU	L	4-11
2/18	^	vs. #9 Oklahoma State	W	11-9
2/19	^	vs. Texas	W	12-2
2/21		Central Arkansas	L	4-5
2/22		UAB	W	13-1 (7 inn.)
2/24		#17 UCLA	W	6-0
2/25		#17 UCLA	L	0-3
2/26		#17 UCLA	W	2-1
2/28		Austin Peay	W	11-7
3/3	+	vs. Nebraska	L	3-5
3/4	+	vs. #18 Maryland	W	8-7
3/5	+	at Minnesota	W	4-0
3/7		Tennessee Tech	W	12-1
3/8		Evansville	W	2-1 (17 inn.)
3/10		Loyola Marymount	W	2-1
3/11		Loyola Marymount	W	2-0
3/12		Loyola Marymount	L	6-9
3/14	&	vs. Belmont	W	15-6
3/16	*	#3 Ole Miss	W	12-2 (8 inn.)
3/17	*	#3 Ole Miss	W	8-0
3/18	*	#3 Ole Miss	W	7-2
3/24	*	at Mississippi State	W	26-3 (7 inn.)
3/25	*	at Mississippi State	W	18-5
3/26	*	at Mississippi State	W	11-7
3/31		Lipscomb	W	11-1 (8 inn.)
4/1	*	Georgia	W	9-2
4/2	*	Georgia	W	16-8
4/3	*	Georgia	W	4-0

4/4		Western Kentucky	W	8-1
4/6	*	at Missouri	W	7-6
4/7	*	at Missouri	L	4-5
4/8	*	at Missouri	W	5-0
4/11		North Alabama	W	14-2 (7 inn.)
4/14	*	#6 South Carolina	L	6-14
4/15	*	#6 South Carolina	W	8-5
4/16	*	#6 South Carolina	W	6-4
4/18		Indiana State	L	2-10
4/21	*	at Tennessee	L	3-4 (12 inn.)
4/22	*	at Tennessee	L	1-17 (7 inn.)
4/23	*	at Tennessee	L	5-10
4/28	*	#15 Kentucky	W	6-4
4/29	*	#15 Kentucky	W	9-3
4/30	*	#15 Kentucky	W	3-2
5/2		Georgia State	W	11-5
5/4	*	at Alabama	L	2-11
5/5	*	at Alabama	W	4-1
5/6	*	at Alabama	L	1-2
5/9	%	at Louisville	W	12-8 (12 inn.)
5/12	*	at #7 Florida	L	0-10 (7 inn.)
5/13	*	at #7 Florida	L	2-6
5/14	*	at #7 Florida	L	2-6
5/18	*	#2 Arkansas	L	2-8
5/19	*	#2 Arkansas	W	10-8
5/20	*	#2 Arkansas	W	7-6
5/24	\$	vs. #19 Auburn	W	6-4
5/25	\$	vs. #2 Florida	L	3-6
5/26	\$	vs. #24 Alabama	W	9-2
5/27	\$	vs. #2 Florida	W	11-6
5/28	\$	vs. Texas A&M	W	10-4
6/2	#	Eastern Illinois	W	12-2
6/3	#	#24 Oregon	L	7-8
6/4	#	vs. Xavier	L	1-2

^ College Baseball Showdown (Arlington, Texas); + Cambria College Classic (Minneapolis, Minn.); & First Horizon Park; * SEC Game; % Battle of the Barrel; \$ SEC Tournament(Hoover, Ala.); # NCAA Regional (Nashville, Tenn.)

2024 (38-23, 13-17) COACH TIM CORBIN NCAA REGIONAL

2/16		Florida Atlantic	W	12-11
2/17		Florida Atlantic	L	4-5
2/18		Florida Atlantic	W	11-1
2/20		Dayton	L	5-8
2/21		Eastern Kentucky	W	5-3
2/23		Gonzaga	W	12-2 (8 inn.)
2/24		Gonzaga	W	4-3
2/25		Gonzaga	L	8-9
2/27		Indiana State	W	20-4 (7 inn.)
2/28		Evansville	W	7-3
3/1	^	vs. Louisiana	W	7-4
3/2	^	vs. Houston	W	3-2
3/3	^	vs. #15 Texas	W	14-11
3/5		Eastern Michigan	W	6-2
3/8		Illinois State	W	14-9
3/9		Illinois State	W	7-2
3/10		Illinois State	W	4-0
3/12		Indiana	W	13-5
3/15	*	#18 Auburn	W	11-1 (8 inn.)
3/16	*	#18 Auburn	W	13-5
3/17	*	#18 Auburn	W	9-6
3/19	&	vs. Belmont	W	3-1
3/23	*	at South Carolina	L	4-8
3/23	*	at South Carolina	L	3-8
3/24	*	at South Carolina	L	2-10
3/26		Valparaiso	W	3-2
3/28	*	Missouri	W	3-1
3/29	*	Missouri	W	4-0
3/30	*	Missouri	W	3-1
4/4	*	at #18 LSU	L	6-10
4/5	*	at #18 LSU	W	8-6
4/6	*	at #18 LSU	W	13-3 (8 inn.)

Season-by-Season Results

4/9		Middle Tennessee	W	14-1 (7 inn.)
4/12	*	at #3 Texas A&M	L	0-15 (7 inn.)
4/13	*	at #3 Texas A&M	L	0-9
4/14	*	at #3 Texas A&M	L	6-12
4/16		at Lipscomb	W	15-4 (7 inn.)
4/18	*	Florida	W	10-5
4/19	*	Florida	W	5-2
4/20	*	Florida	L	2-6
4/23		UT Martin	W	5-4
4/26	*	Mississippi State	W	4-0
4/27	*	Mississippi State	L	4-7
4/28	*	Mississippi State	L	7-8
4/30		Tennessee Tech	W	8-7 (11 inn.)
5/3	*	at #18 Georgia	L	0-10 (7 inn.)
5/4	*	at #18 Georgia	L	4-14 (8 inn.)
5/5	*	at #18 Georgia	L	7-11
5/7	%	Louisville	W	4-2
5/10	*	#1 Tennessee	L	4-8
5/11	*	#1 Tennessee	L	6-7
5/12	*	#1 Tennessee	W	3-0
5/16	*	at #2 Kentucky	L	5-10
5/17	*	at #2 Kentucky	L	7-17 (7 inn.)
5/18	*	at #2 Kentucky	W	12-4
5/21	\$	vs. Florida	W	6-3
5/22	\$	vs. #1 Tennessee	W	13-4
5/23	\$	vs. #15 Mississippi State	W	4-3
5/25	\$	vs. #1 Tennessee	L	4-6
5/31	#	vs. Coastal Carolina	L	3-13
6/1	#	vs. High Point	L	9-10

^ Astros Foundation College Classic (Houston, Texas); &
First Horizon Park; * SEC Game; % Battle of the Barrel;
\$ SEC Tournament(Hoover, Ala.); # NCAA Regional
(Clemson, S.C.)

Records vs. Opponents

Team	First Meeting	Last Meeting	W-L-T
Alabama	1893 (L, 2-1)	2023 (W, 9-2)	69-97-3
Alabama-Birmingham	1980 (W, 9-1)	2023 (W, 13-1)	26-12-0
Alabama Christian	1984 (W, 14-1)	1984 (W, 11-6)	2-0-0
Amherst	1927 (W, 9-7)	1927 (W, 9-7)	1-0-0
Anderson	1991 (W, 15-6)	1991 (W, 15-6)	1-0-0
Arizona	2021 (W, 7-6)	2021 (W, 7-6)	1-0-0
Arizona State	1973 (W, 6-4)	2008 (L, 18-6)	2-1-0
Arkansas	1970 (W, 9-6)	2023 (W, 7-6)	33-35-0
Arkansas State	2004 (W, 12-2)	2013 (W, 7-3)	2-0-0
Armstrong State	1990 (L, 10-1)	1992 (L, 9-3)	0-3-0
Army	2022 (W, 7-2)	2022 (W, 6-0)	3-0-0
Auburn	1908 (W 9-6)	2024 (W, 9-6)	71-99-1
Aurora	1979 (W, 10-0)	1979 (W, 10-0)	1-0-0
Austin Peay	1938 (W, 12-2)	2023 (W, 11-7)	56-25-2
Ball State	2005 (W, 9-3)	2007 (W, 15-3)	6-1-0
Baylor	1999 (L, 10-4)	2005 (W, 7-4)	3-5-0
Bellarmine	1976 (L, 11-7)	1976 (W, 8-5)	1-1-0
Belmont	1962 (L, 11-4)	2024 (W, 8-1)	66-15-0
Berry	1969 (L, 5-0)	1969 (W, 6-4)	1-1-0
Bethal	1933 (W, 13-3)	1940 (W, 14-2)	4-1-0
Birmingham	1923 (W, 5-2)	1923 (W, 5-2)	1-0-0
Birmingham Southern	1922 (W, 6-4)	2001 (L, 7-3)	3-4-0
Boston College	1927 (L, 20-2)	2007 (W, 7-6)	3-1-0
Boston Red Sox	1921 (L, 9-0)	1921 (L, 9-0)	0-1-0
Bradley	1941 (W, 13-12)	2001 (W, 10-9)	3-2-0
Brown	1927 (W, 4-1)	2011 (W, 6-3)	7-0-0
Buffalo	2013 (W, 4-2)	2013 (W, 4-2)	1-0-0
Burke Comp.	1936 (W, 2-1)	1936 (W, 2-1)	1-0-0
Butler	1991 (W, 9-0)	2006 (W, 8-2)	8-0-0
Cal-Berkeley	2009 (L, 4-3)	2009 (L, 4-3)	0-1-0
UC-Irvine	2014 (W, 6-4)	2014 (W, 6-4)	1-0-0
UCLA	2010 (L, 9-2)	2023 (W, 2-1)	4-3-0
Cal Poly	2020 (L, 9-8)	2020 (L, 9-8)	0-1-0
UC/Cal-Riverside	1973 (W, 7-3)	1973 (W, 7-3)	1-0-0
Cal State-Fullerton	2015 (W, 4-3)	2019 (W, 14-9)	2-0-0
Cal State-Northridge	2017 (L, 6-4)	2017 (W, 11-3)	1-2-0
Calvin	1969 (W, 16-7)	1971 (W, 13-0)	4-1-0
Campbell	2002 (W, 7-3)	2002 (W, 7-3)	1-0-0
Camp Benning	1921 (W, 5-3)	1923 (L, 6-1)	3-2-0
Central	1901 (W, 5-2)	1904 (W, 9-0)	12-1-1
Central Arkansas	2013 (W, 10-2)	2023 (L, 5-4)	6-1-0
Central Florida	1980 (W, 9-3)	2002 (L, 4-3 [11])	6-2-1
Central Kentucky	1911 (W, 3-2)	1911 (W, 17-2)	2-0-0
Central Michigan	1959 (W, 6-5)	2003 (W, 19-2)	2-1-0
Centre	1920 (W, 11-2)	1921 (L, 7-3)	4-1-0
Chaminade	1981 (L, 2-1)	1981 (W, 6-3)	1-1-0
Chattanooga	1969 (W, 4-0)	1982 (W, 9-0)	10-0-0
Chicago	1900 (3-18)	1959 (W, 9-3)	1-3-0
Chinese University	1914 (W, 12-10)	1914 (L, 4-1)	1-1-0
Christian Brothers Academy	1970 (W, 9-2)	1971 (W, 6-2)	4-0-0
Cincinnati	1898 (W, 15-5)	2004 (W, 11-2)	14-1-0
Citadel	1991 (W, 8-1)	2003 (W, 4-3)	2-1-0
Clemson	1986 (L, 12-2)	2018 (W, 19-6)	5-2-0
Coastal Carolina	2024 (L, 13-3)	2024 (L, 13-3)	0-1-0
Columbus	1974 (W, 9-8)	1976 (L, 7-4)	2-2-0
Connecticut	2000 (W, 8-2)	2020 (W, 6-1)	4-0-0
Cornell	1899 (L, 12-11)	1906 (L, 8-1)	0-6-0
Cumberland	1891 (L, 10-9)	1989 (W, 6-5)	52-12-2
Creighton	2006 (L, 5-4)	2006 (L, 5-4)	0-1-0
Dartmouth	1927 (L, 7-6)	1927 (L, 7-6)	0-1-0
Davidson	1980 (L, 3-2)	2019 (W, 24-2)	3-1-0
Dayton	2024 (L, 8-5)	2024 (L, 8-5)	0-1-0
Defiance	1926 (W, 10-0)	1926 (W, 10-0)	1-0-0
DePauw	1942 (W, 15-5)	1973 (W, 14-7)	3-0-0
Duke	2018 (W, 9-1)	2019 (W, 13-2)	4-2-0
East Carolina	1974 (W, 2-1)	2021 (W, 4-1)	3-0-0
Eastern Illinois	1995 (W, 3-2)	2023 (W 12-2)	5-0-0
Eastern Kentucky	1992 (L, 4-1)	2024 (W, 5-3)	2-2-0
Eastern Michigan	1987 (W, 6-1)	2024 (W, 6-2)	3-1-0
East Tennessee State	1995 (W, 7-2)	2019 (W, 12-4)	5-0-0
Evansville	1949 (L, 12-9)	2024 (W, 7-3)	44-19-0
Faulkner	1987 (W, 11-10)	1989 (L, 7-6)	3-1-0
Fisk	1968 (W, 7-3)	1975 (W, 12-2)	10-0-0

Team	First Meeting	Last Meeting	W-L-T
Florida	1927 (L, 5-2)	2024 (W, 6-3)	84-148-1
Florida Atlantic	2024 (W, 12-11)	2024 (W, 11-1)	2-1-0
Florida International	2021 (W, 20-4)	2021 (W, 20-4)	1-0-0
Florida State	1972 (W, 11-1)	2010 (L, 7-6)	2-4-0
Georgetown (Ky.)	1909 (W, 15-6)	1909 (W, 8-7)	2-0-0
Georgia	1897 (W, 1-0)	2024 (L, 11-7)	123-127-0
Georgia Southern	1973 (W, 6-2)	1974 (L, 5-3)	1-2-0
Georgia State	2021 (L, 4-2)	2023 (W, 11-5)	4-1-0
Georgia Tech	1901 (W, 6-5)	2021 (W, 14-11)	28-41-1
Gonzaga	2024 (W, 12-2 [8 inn.])	2024 (L, 9-8)	2-1-0
Grand Valley	1980 (L, 6-5)	1980 (L, 5-6)	0-1-0
Harvard	1927 (L, 7-4)	1927 (L, 7-4)	0-1-0
Hawaii	1973 (W, 11-2)	2022 (W, 2-1)	8-19-0
Hawkins	1914 (W, 12-8)	1914 (W, 12-8)	1-0-0
High Point	2024 (L, 10-9)	2024 (L, 10-9)	0-1-0
Hillsdale	1958 (W, 8-6)	1958 (W, 8-6)	1-0-0
Hofstra	1993 (W, 6-1)	1993 (W, 6-1)	1-0-0
Holly Cross	1927 (L, 6-2)	1927 (L, 6-2)	0-1-0
Houston	1990 (L, 12-4)	2024 (W, 3-1)	2-2-0
Howard	1907 (W, 7-2)	1907 (W, 7-2)	1-0-0
Hume-Fogg	1918 (W, 3-2)	1918 (W, 5-1)	3-1-0
Illinois	1915 (L, 5-1)	2015 (W, 4-2)	3-1-0
Illinois-Chicago	1994 (L, 6-7)	2021 (W, 4-2)	28-6-0
Illinois State	1949 (L, 4-2)	2024 (W, 4-0)	13-4-0
Illinois State Normal	1937 (L, 6-5)	1937 (L, 6-5)	0-1-0
Illinois Wesleyan	1936 (L, 7-4)	1942 (L, 12-6)	2-2-0
Indiana	1905 (W, 7-2)	2024 (W, 13-5)	13-5-1
IUPUI	1997 (W, 19-1)	1997 (W, 19-1)	1-0-0
Indiana State	1987 (L, 10-7)	2024 (W, 20-4 [7 inn.])	10-4-0
Iowa	1975 (L, 6-0)	2008 (L, 6-3)	1-2-0
Jacksonville	1970 (L, 4-3)	2003 (W, 5-2 [11])	1-2-0
Jacksonville State	2005 (W, 14-5)	2005 (W, 14-5)	1-0-0
Kansas	2003 (L, 4-2)	2008 (W, 7-1)	1-2-0
Kent State	1996 (L, 12-8)	2010 (W, 7-1)	5-4-0
Kentucky	1905 (W, 7-2)	2024 (W, 12-4)	156-152-5
Kentucky State	1905 (W, 7-2)	1905 (W, 8-4)	3-0-0
Kenyon	1970 (W, 16-3)	1070 (W, 7-1)	2-0-0
Lambuth	1933 (W, 15-2)	1939 (W, 15-10)	14-0-0
LaSalle	1984 (W, 16-7)	1984 (W, 16-7)	1-0-0
Lewis	1978 (W, 4-3)	1978 (W, 3-1)	2-0-0
Lewis & Clark	1979 (W, 5-4)	1979 (W, 5-4)	1-0-0
Lipscomb	1936 (W, 8-2)	2024 (W, 15-4 [7 inn.])	60-23-0
Long Beach State	2013 (W, 10-4)	2018 (L, 4-3)	5-2-0
Louisiana	2018 (L, 3-0)	2024 (W, 7-4)	1-1-0
Louisiana Tech	2012 (L, 9-3)	2012 (L, 9-3)	0-1-0
Louisville	1971 (W, 2-0)	2024 (W, 4-2)	29-12-0
LSU	1954 (W, 5-3)	2024 (W, 13-3 [8 inn.])	48-62-0
Loyola Marymount	2023 (W, 2-1)	2023 (L, 9-6)	2-1-0
Manhattan	1927 (W, 4-2)	1927 (W, 4-2)	1-0-0
Marshall	1995 (W, 7-4)	1995 (W, 7-4)	1-0-0
Massachusetts	1973 (L, 2-0)	1973 (L, 2-0)	0-1-0
Maryland	2004 (W, 8-0)	2023 (W, 8-7)	2-0-0
Maryville	1932 (W, 12-9)	1932 (W, 9-5)	3-0-0
Memphis	1936 (W, 13-5)	2021 (W, 10-4)	18-14-0
Mercer	1901 (L, 6-4)	1923 (W, 9-8)	12-9-0
Miami	1973 (L, 6-5)	1974 (L, 7-1)	0-2-0
Miami (Ohio)	1950 (L, 7-5)	2008 (W, 4-3)	5-6-0
Michigan	1906 (W, 3-1)	2022 (W, 5-4)	22-23-0
Michigan State	1929 (W, 7-2)	2003 (W, 5-4)	1-3-0
Middle Tennessee	1926 (W, 6-4)	2024 (W, 14-1 [7 inn.])	102-47
Middle Tennessee Normal	1915 (L, 7-5)	1922 (W 6-0)	5-1-0
Milligan	1908 (W, 5-2)	1908 (T, 2-2)	2-0-1
Minnesota	1924 (L, 6-3)	2023 (W, 4-0)	1-1-0
Mississippi	1900 (W, 6-5)	2023 (W, 7-2)	66-72-2
Mississippi A&M	1913 (W, 11-10)	1924 (L, 6-2)	8-13-2
Mississippi College	1920 (L, 8-1)	1920 (L, 4-3)	0-2-0
Mississippi State	1913 (W, 11-10)	2024 (W, 4-3)	59-76-2
Missouri	2013 (W, 11-5)	2024 (W, 3-1)	30-5-0
Monmouth	2013 (W, 5-1)	2013 (W, 13-1)	3-0-0
Montevello	1983 (L, 6-4)	1983 (L, 6-4)	0-1-0
Morehead State	1993 (L, 6-5)	2016 (W, 6-0)	6-2-0
Murfreesboro Teachers	1928 (W, 5-1)	1939 (L, 7-6)	2-2-0
Murray State	1949 (W, 12-6)	2006 (W, 7-1)	18-10-0

Records vs. Opponents

Team	First Meeting	Last Meeting	W-L-T
Nebraska	2023 (L, 5-3)	2023 (L, 5-3)	0-1-0
New Mexico State	2022 (W, 21-1)	2022 (W, 22-1)	1-0-0
New Orleans	1980 (L, 8-2)	1980 (L, 8-2)	0-1-0
New York Tech	1990 (W, 11-2)	1990 (W, 11-2)	1-0-0
Niagara	2010 (W, 9-0)	2010 (W, 21-3)	3-0-0
North Alabama	2021 (W, 3-2)	2023 (W, 14-2)	2-0-0
North Carolina	2011 (W, 7-3)	2011 (W, 5-1)	2-0-0
North Carolina-Wilmington	2012 (W, 8-2)	2012 (W, 8-2)	1-0-0
North Carolina State	1973 (W, 4-2)	2021 (W, 3-1)	3-3-0
Northwestern	1999 (L, 7-6)	1999 (L, 7-6)	0-1-0
Northern Florida	1995 (L, 2-0)	1995 (L, 2-0)	0-1-0
Northern Illinois	1973 (W, 2-1)	2016 (W, 9-2)	2-0-0
Nashville	1912 (L, 9-0)	1926 (W, 9-6)	1-4-0
Nashville Terminals	1942 (W, 7-6)	1942 (W, 7-6)	1-0-0
Nashville Vols	1937 (L, 14-4)	1939 (L, 15-1)	0-2-0
Notre Dame	1923 (L, 3-1)	2003 (L, 3-1 [10])	2-4-0
Oakland	2005 (W, 8-3)	2012 (W, 11-4)	2-0-0
Oglethorpe	1918 (L, 1-0)	1969 (L, 7-6)	2-4-0
Ohio	1975 (L, 2-7)	2010 (W, 5-1)	9-3-0
Ohio State	1922 (W, 16-15)	1975 (L, 9-3)	2-2-0
Oklahoma	1978 (W, 8-7)	2008 (L, 11-10)	2-2-0
Oklahoma State	2010 (W, 7-6)	2023 (W, 11-9)	5-3-0
Old Dominion	2003 (L, 2-0)	2003 (L, 2-0)	0-1-0
Oregon	2012 (L, 4-2)	2023 (L, 8-7)	4-5-0
Oregon State	2008 (W, 8-1)	2022 (L, 7-6)	4-3-0
Pennsylvania	1898 (L, 10-0)	1898 (L, 7-3)	0-2-0
Pittsburgh	2006 (W, 2-1)	2007 (W, 4-3)	2-0-0
Penn State	1987 (W, 5-4)	1987 (W, 5-4)	1-0-0
Presbyterian	2013 (W, 5-2)	2021 (W, 10-0)	4-0-0
Princeton	1921 (L, 3-2)	2004 (W, 11-1)	1-2-0
Providence	1927 (W, 6-5)	1975 (L, 2-0)	2-1-0
Purdue	1947 (L, 10-3)	2011 (W, 9-0)	10-4-1
Quinnipiac	2015 (W, 9-2)	2015 (W, 8-0)	2-0-0
Radford	2015 (W, 21-0)	2016 (W, 10-4)	3-0-0
Rhode Island	2012 (W, 9-4)	2012 (W, 8-0)	3-0-0
Rice	1990 (L, 4-3)	2007 (W, 7-3)	1-2-0
Rockhurst	1999 (L, 8-5)	1999 (L, 8-5)	0-1-0
Rollins	1976 (L, 10-5)	1993 (W, 10-4)	3-5-0
Rutgers	2003 (W, 3-2 [12])	2003 (W, 3-2 [12])	1-0-0
St Bonaventure	1994 (W, 14-1)	1994 (W, 14-1)	1-0-0
St. John's	2001 (W, 7-2)	2018 (W, 2-0)	3-0-0
St Joseph's	1984 (W, 17-4)	1994 (W, 7-4)	6-0-0
Saint Louis	2020 (W, 10-2)	2020 (W, 10-2)	1-0-0
St Mary's	1978 (W, 6-3)	2017 (W, 9-1)	4-0-0
Sam Houston State	2018 (L, 7-6)	2018 (L, 7-6)	0-1-0
Samford	1983 (W, 18-0)	2019 (W, 11-6)	15-8-0
San Diego	2006 (L, 10-0)	2022 (W, 14-4)	10-5-0
Santa Clara	2015 (W, 6-5 [10])	2015 (W, 6-5 [10])	2-1-0
Sewanee	1886 (W, 10-2)	1969 (L, 5-2)	69-35-3
Seton Hall	1982 (W, 7-5)	1982 (W, 7-5)	1-0-0
Siena	2012 (W, 12-2)	2012 (W, 11-4)	2-0-0
South Alabama	1972 (L, 5-2)	2020 (W, 4-0)	6-5-0
South Carolina-Spartanburg	1987 (W, 14-3)	1987 (W, 14-3)	1-0-0
Southeast Missouri State	2008 (L, 12-8)	2019 (W, 11-3)	2-1-0
Southeast Oklahoma	1978 (W, 6-5)	1978 (W, 6-5)	1-0-0
South Carolina	1992 (L, 21-1)	2024 (L, 10-2)	41-65-0
Southeastern Louisiana	2017 (W, 9-6)	2017 (W, 4-2)	2-0-0
Southern California	1973 (W, 5-4)	2020 (L, 2-1)	3-2-0
Southern Illinois	1972 (W, 2-1)	2004 (W, 15-0)	3-2-0
Southern Illinois-Edwardsville	1974 (L, 5-2)	1974 (W, 10-4)	1-1-0
South Kentucky College	1908 (W, 6-3)	1908 (W, 15-6)	2-1-0
Southern Mississippi	1985 (L, 14-12)	1986 (L, 2-1)	1-3-0
Stanford	1973 (L, 6-0)	2021 (W, 6-5)	11-9-0
Stony Brook	2008 (W, 9-4)	2008 (W, 9-4)	1-0-0
Southwestern Baptist	1904 (W, 9-6)	1904 (W, 2-1)	2-1-0
Southwestern Presbyterian	1900 (W, 20-8)	1921 (W, 13-4)	21-6-1
Temple	2002 (W, 10-6)	2002 (W, 10-6)	1-0-0
Tennessee	1897 (W, 10-4)	2024 (L, 6-4)	162-187-2
Tennessee-Chattanooga	1909 (W, 19-1)	1980 (W, 7-3)	9-0-0
Tennessee-Martin	1995 (L, 11-9)	2024 (W, 5-4)	15-1-0
Tennessee State	1978 (W, 19-6)	1993 (W, 5-2)	15-1-1
Tennessee Tech	1928 (L, 3-2)	2024 (W, 8-7 [11 inn.])	50-23-0
Tennessee Temple	1987 (W, 14-1)	1987 (W, 14-1)	1-0-0

Team	First Meeting	Last Meeting	W-L-T
Tennessee Wesleyan	1986 (W, 12-5)	1986 (W, 12-5)	1-0-0
Texas	1900 (L, 3-2)	2024 (W, 14-11)	9-7-0
Texas A&M	2013 (L, 5-0)	2024 (L, 12-6)	10-16-0
Texas Christian	2015 (L, 4-2)	2023 (L, 11-4)	4-3-0
Toledo	2020 (W, 11-2)	2020 (11-2)	1-0-0
TPI	1942 (L, 7-4)	1942 (L, 7-4)	0-1-0
Trevecca	1977 (W, 8-7)	2003 (W, 4-0)	15-2-0
Troy	1939 (W, 4-2)	2011 (W, 10-2)	7-0-0
Tulane	1953 (L, 14-2)	1957 (L, 10-5)	3-7-0
Union	1971 (L, 8-7)	1979 (W, 17-2)	7-2-0
Univ. of Nashville	1893 (W, 5-1)	1906 (W, 18-5)	13-1-0
UMass-Lowell	2018 (W, 15-0)	2018 (W, 9-2)	3-0-0
US Navy Base	1939 (W, 12-8)	1939 (W, 12-8)	1-0-0
Valdosta State	1961 (W, 5-4)	1974 (W, 8-4)	5-1-0
Valparaiso	1998 (W, 16-7)	2024 (W, 3-2)	3-0-0
Vermont	2009 (W, 14-1)	2009 (W, 14-1)	3-0-0
Villanova	1985 (L, 5-3)	1985 (L, 5-3)	0-1-0
Virginia	1892 (W, 5-4)	2019 (W, 15-9)	6-3-0
Virginia Military Institute	1983 (W, 6-4)	2005 (W, 5-2)	3-0-0
Virginia Tech	1978 (L, 17-9)	1978 (L, 17-9)	0-1-0
Wagner	2022 (W, 12-7)	2022 (W, 15-5)	3-0-0
Wake Forest	1991 (W, 7-6)	1999 (L, 3-2)	1-1-0
Washington and Lee	1892 (L, 0-11)	1921 (W, 13-4)	2-1-0
Washington State	1973 (L, 6-2)	1973 (L, 6-2)	0-1-0
Washington	2016 (L, 9-8)	2016 (L, 9-8)	0-1-0
Washington University	1904 (W, 14-3)	1904 (W, 14-3)	1-0-0
Western Carolina	2008 (W, 5-3)	2008 (W, 11-4)	2-0-0
Western Illinois	1947 (W, 4-0)	1947 (W, 4-0)	1-0-0
Western Kentucky	1913 (L, 2-0)	2023 (W, 8-1)	71-31-2
Western Kentucky Normal	1926 (W, 6-3)	1926 (W, 6-3)	1-0-0
Western Kentucky Teachers	1936 (L, 8-1)	1941 (W, 7-4)	3-4-0
Western Michigan	1970 (W, 6-5)	1970 (W, 5-3)	2-0-0
West Tennessee Teach	1933 (W, 4-0)	1935 (W, 15-10)	7-2-0
West Virginia	1970 (L, 3-2)	2002 (W, 10-5)	5-4-0
William Carey	1986 (W, 6-4)	1986 (W, 6-4)	1-0-0
Winthrop	2014 (W, 9-1)	2014 (W, 4-1)	3-0
Wisconsin	1929 (W, N/A)	1931 (L, 6-4)	1-4-0
Wisconsin-Eau Claire	1979 (W, 11-4)	1983 (W, 9-8)	5-0-0
Wisconsin-Super	1975 (W, 18-1)	1975 (W, 6-4)	3-0-0
Wittenberg	1960 (W, 13-12)	1964 (L, 7-3)	2-1-0
Wofford	2010 (W, 7-2)	2015 (W, 5-3)	5-0-0
Wright State	2009 (W, 12-3)	2021 (W, 1-0)	4-0-0
Xavier	1995 (L, 22-8)	2023 (L, 2-1)	8-4-0
Yale	1927 (L, 2-0)	2000 (W, 22-5)	2-1-0

SEC Tournament History

★ 1980, 2007, 2019, 2023 SEC Tournament Champions ★ 28 Appearances ★ 60-43 Overall Record

2024

Vanderbilt 6, Florida 3
Vanderbilt 13, Tennessee 4
Vanderbilt 4, Mississippi State 3
Tennessee 6, Vanderbilt 4

2023 • Tournament Champions

Vanderbilt 6, Auburn 4
Florida 6, Vanderbilt 3
Vanderbilt 9, Alabama 2
Vanderbilt 11, Florida 6
Vanderbilt 10, Texas A&M 4

2022

Vanderbilt 3, Ole Miss 1
Tennessee 10, Vanderbilt 1
Kentucky 10, Vanderbilt 2

2021

Vanderbilt 5, Ole Miss 4
Arkansas 6, Vanderbilt 4
Ole Miss 4, Vanderbilt 1

2019 • Tournament Champions

Vanderbilt 11, Auburn 1 (8)
Vanderbilt 1, Mississippi State 0
Vanderbilt 13, LSU 4
Vanderbilt 11, Ole Miss 10

2018

Texas A&M 3, Vanderbilt 1

2017

South Carolina 7, Vanderbilt 4 (11)

2016

Vanderbilt 7, Missouri 0
Vanderbilt 6, Texas A&M 5
Ole Miss 12, Vanderbilt 9
Texas A&M 13, Vanderbilt 3 (7)

2015 • Tournament Runner-up

Vanderbilt 7, Missouri 6 (10 inn.)
Texas A&M 6, Vanderbilt 1
Vanderbilt 16, Alabama 1 (7 inn.)
Vanderbilt 12, Texas A&M 3
Florida 7, Vanderbilt 3

2014

Vanderbilt 3, Tennessee 2
LSU 11, Vanderbilt 1 (7 inn.)
Ole Miss 7, Vanderbilt 2

2013 • Tournament Runner-up

Texas A&M 5, Vanderbilt 0
Vanderbilt 4, South Carolina 3 (10 inn.)
Vanderbilt 3, Texas A&M 0
Vanderbilt 16, Mississippi State 8
LSU 5, Vanderbilt 4 (11 inn.)

2012 • Tournament Runner-up

Vanderbilt 4, Georgia 1
Vanderbilt 3, South Carolina 2
Vanderbilt 2, Florida 1
Vanderbilt 8, Florida 6
Mississippi State 3, Vanderbilt 0

2011 • Tournament Runner-up

Vanderbilt 10, Georgia 0 (7 inn.)
Vanderbilt 7, South Carolina 2
Vanderbilt 3, Arkansas 2
Florida 5, Vanderbilt 0

2010

Vanderbilt 2, Arkansas 0
LSU 7, Vanderbilt 5
Florida 5, Vanderbilt 2

2009 • Tournament Runner-up

Vanderbilt 4, LSU 1
Vanderbilt 5, South Carolina 4
Vanderbilt 11, Arkansas 1
LSU 6, Vanderbilt 2

2008

Vanderbilt 7, Florida 3
LSU 8, Vanderbilt 2
Vanderbilt 7, South Carolina 5
Vanderbilt 7, Ole Miss 4
Ole Miss 8, Vanderbilt 7

2007 • Tournament Champions

Tennessee 6, Vanderbilt 4
Vanderbilt 3, Mississippi State 2
Vanderbilt 15, Tennessee 2
Vanderbilt 13, Ole Miss 1 (8)
Vanderbilt 7, Ole Miss 6 (10)
Vanderbilt 7, Arkansas 4

2006 • Tournament Runner-up

Vanderbilt 9, Georgia 4
Vanderbilt 11, South Carolina 1 (7)
Georgia 5, Vanderbilt 4
Vanderbilt 11, Georgia 1 (7)
Ole Miss 9, Vanderbilt 3

2004 • Tournament Runner-up

Vanderbilt 6, Georgia 0
Vanderbilt 3, Florida 0
Vanderbilt 6, Florida 5 (12)
South Carolina 3, Vanderbilt 2

2003

Auburn 3, Vanderbilt 1
South Carolina 3, Vanderbilt 2

1996

Mississippi State 8, Vanderbilt 5

1995

Vanderbilt 9, Tennessee 4
Vanderbilt 4, Florida 2
Kentucky 9, Vanderbilt 6
Tennessee 4, Vanderbilt 3

1994 • Tournament Runner-up

Tennessee 20, Vanderbilt 12
Vanderbilt 15, Florida 7
Vanderbilt 15, Kentucky 6
Vanderbilt 6, Georgia 1
Vanderbilt 4, Tennessee 1
Tennessee 6, Vanderbilt 3

1993

Tennessee 7, Vanderbilt 4
Vanderbilt 11, South Carolina 7
Tennessee 11, Vanderbilt 5

1992

LSU 7, Vanderbilt 2
South Carolina 14, Vanderbilt 1

1990

Vanderbilt 6, Georgia 3
Vanderbilt 4, Auburn 3
LSU 13, Vanderbilt 5
Mississippi State 17, Vanderbilt 9

1980 - Champions

Auburn 3, Vanderbilt 2
Vanderbilt 11, Florida 7
Vanderbilt 21, Ole Miss 0
Vanderbilt 16, Auburn 3
Vanderbilt 13, Auburn 0

1977

Ole Miss 9, Vanderbilt 7
Mississippi State 15, Vanderbilt 2

Individual Records

Hitting

At-Bats	6 (13)
Philip Clarke vs. Ole Miss (5.26.19)	
Runs	6
Charles DeFrance vs. Ole Miss (5.12.80)	
Hits	5
JJ Bleday vs. Auburn (5.22.19)	
RBI	5
Stephen Scott vs. Auburn (5.22.19)	
Doubles	3 (2)
Harrison Ray vs. Ole Miss (5.26.19)	
Triples	1 (multiple)
Home Runs	2 (2)
Dansby Swanson vs. Missouri (5.20.15)	
Total Bases	12
Charles DeFrance vs. Ole Miss (5.12.80)	
Walks	3 (13)
Harrison Ray vs. Duke (6.7.19)	
Strikeouts	4 (2)
Will Toffey vs. Indiana (5.30.15)	
Sacrifice Hits	1 (multiple)
Sacrifice Flies	1 (multiple)
Stolen Bases	3 (3)
Anthony Gomez vs. Florida (5.26.12)	
Stolen Bases Attempts	4
Anthony Gomez vs. Florida (5.26.12)	
Hit-by-Pitch	3
Boomer Whipple vs. Florida (5.20.94)	

Pitching

Innings Pitched	9.0 (multiple)
Mike Minor vs. LSU (5.20.09)	
Hits Allowed	13
Joe Barbao vs. Florida (5.20.94)	
Runs Allowed	10
Kyle Wright vs. Texas A&M (5.27.16)	
Earned Runs Allowed	9
Kyle Wright vs. Texas A&M (5.27.16)	
Walks	9
Barry Ralston vs. Florida (5.11.80)	
Strikeouts	12
Ryan Mullins vs. Florida (5.27.04)	
Wild Pitches	3 (2)
Hugh Fisher vs. LSU (5.25.19)	
Low Hit (Complete Game)	3
Jeremy Sowers vs. Georgia (5.26.04)	
Home Runs Allowed	3 (2)
Rick Giannola vs. Kentucky (5.21.94)	

Fielding

Putouts	14 (2)
Andrew Giobbi vs. South Carolina (5.21.09)	
Assists	9
Riley Reynolds vs. LSU (5.20.09)	
Errors	2 (multiple)

Team Records

Hitting

At-Bats	49
vs. Ole Miss (5.12.80)	
Runs	21
vs. Ole Miss (5.12.80)	
Hits	24
vs. Ole Miss (5.12.80)	
RBI	20
vs. Ole Miss (5.12.80)	
Doubles	8
vs. Alabama (5.22.15)	
Triples	2 (2)
vs. Georgia (5.27.06)	
Home Runs	4 (2)
vs. Missouri (5.20.14)	
Total Bases	98
vs. Ole Miss (5.12.80)	
Sacrifice Hits	3 (3)
vs. Florida (5.26.12)	
Sacrifice Flies	2 (7)
vs. Alabama (5.22.15)	
Stolen Bases	7
vs. Florida (5.26.12)	
Stolen Base Attempts	9
vs. Florida (5.26.12)	
Hit-by-Pitch	4 (2)
vs. LSU (5.26.13)	
Left on Base	16
vs. Ole Miss (5.12.80)	

Pitching

Hits Allowed	20
vs. Tennessee (5.19.94)	
Fewest Hits Allowed	1
vs. Georgia (5.25.11)	
Most Walks	8 (4)
vs. Ole Miss (5.26.19)	
Fewest Walks	0 (3)
vs. Mississippi State (5.24.07)	
Strikeouts	14
last vs. Florida (5.25.23)	
Wild Pitches	3 (3)
vs. LSU (5.25.19)	
Home Runs Allowed	3 (5)
vs. Texas A&M (5.21.15)	

Fielding

Assists	17
vs. LSU (5.20.09)	
Errors	4
vs. Texas A&M (5.27.16)	

NCAA Tournament Results

2021 National Runner-Up ★ 2019 National Champions ★ 2014 National Champions ★ 2015 National Runner-Up ★ 22 Appearances ★ 10 Super Regionals ★ 5 College World Series ★ 81-49 Overall Record

2024

Regional • Clemson, S.C.
May 31 Coastal Carolina 13, Vanderbilt 3
June 1 High Point 10, Vanderbilt 9

2023

Regional • Nashville, Tenn.
June 2 Vanderbilt 12, Eastern Illinois 2
June 3 Oregon 8, Vanderbilt 7
June 4 Xavier 2, Vanderbilt 1

2022

Regional • Corvallis, Ore.
June 3 San Diego 3, Vanderbilt 2
June 4 Vanderbilt 21, New Mexico State 1
June 5 Vanderbilt 14, San Diego 4
June 5 Vanderbilt 8, Oregon State 1
June 6 Oregon State 7, Vanderbilt 6

2021 • National Runner-up

Regional • Nashville, Tenn.
June 4 Vanderbilt 10, Presbyterian 0
June 5 Vanderbilt 4, Georgia Tech 3
June 6 Vanderbilt 14, Georgia Tech 11 (11)
Super Regional • Nashville, Tenn.
June 11 Vanderbilt 2, East Carolina 0
June 12 Vanderbilt 4, East Carolina 1
College World Series • Omaha, Neb.
June 19 Vanderbilt 7, Arizona 6 (12)
June 21 NC State 1, Vanderbilt 0
June 23 Vanderbilt 6, Stanford 5
June 25 Vanderbilt 3, NC State 1
June 28 Vanderbilt 8, Mississippi State 2
June 29 Mississippi State 13, Vanderbilt 2
June 30 Mississippi State 9, Vanderbilt 0

2019 • National Champions

Regional • Nashville, Tenn.
May 31 Vanderbilt 8, Ohio State 2
June 1 Vanderbilt 8, Indiana State 5
June 2 Vanderbilt 12, Indiana State 1
Super Regional • Nashville, Tenn.
June 7 Duke 18, Vanderbilt 5
June 8 Vanderbilt 3, Duke 0
June 8 Vanderbilt 13, Duke 2
College World Series • Omaha, Neb.
June 16 Vanderbilt 3, Louisville 1
June 19 Vanderbilt 6, Mississippi State 3
June 21 Vanderbilt 3, Louisville 2
June 24 Michigan 7, Vanderbilt 4
June 25 Vanderbilt 4, Michigan 1
June 26 Vanderbilt 8, Michigan 2

2018

Regional • Clemson, S.C.
June 1 Vanderbilt 2, St. John's 0
June 2 Vanderbilt 4, Clemson 3
June 3 Vanderbilt 19, Clemson 6
Super Regional • Nashville, Tenn.
June 8 Mississippi State 10, Vanderbilt 8
June 9 Vanderbilt 4, Mississippi State 3
June 10 Mississippi State 10, Vanderbilt 6 (11)

2017

Regional • Clemson, S.C.
June 2 Vanderbilt 13, St. John's 4
June 3 Vanderbilt 9, Clemson 4
June 4 Clemson 6, Vanderbilt 0
June 5 Vanderbilt 8, Clemson 0

Super Regional • Corvallis, Ore.

June 9 Oregon State 8, Vanderbilt 4
June 10 Oregon State 9, Vanderbilt 2

2016

Regional • Nashville, Tenn.
June 4 Xavier 15, Vanderbilt 1
June 4 Washington 9, Vanderbilt 8

2015 • National Runner-up

Regional • Nashville, Tenn.
May 29 Vanderbilt 9, Lipscomb 1
May 30 Vanderbilt 6, Indiana 4
June 1 Vanderbilt 21, Radford 0
Super Regional • Champaign, Ill.
June 6 Vanderbilt 13, Illinois 0
June 8 Vanderbilt 4, Illinois 2
College World Series • Omaha, Neb.
June 15 Vanderbilt 4, Cal State Fullerton 3
June 16 Vanderbilt 1, TCU 0
June 19 Vanderbilt 7, TCU 1
June 22 Vanderbilt 5, Virginia 1
June 23 Virginia 3, Vanderbilt 0
June 24 Virginia 4, Vanderbilt 2

2014 • National Champions

Regional • Nashville, Tenn.
May 30 Vanderbilt 11, Xavier 0
May 31 Vanderbilt 7, Oregon 2
June 1 Vanderbilt 3, Oregon 2
Super Regional • Nashville, Tenn.
June 6 Vanderbilt 11, Stanford 6
June 7 Stanford 5, Vanderbilt 4
June 8 Vanderbilt 12, Stanford 5
College World Series • Omaha, Neb.
June 14 Vanderbilt 5, Louisville 3
June 16 Vanderbilt 6, UC Irvine 4
June 20 Texas 4, Vanderbilt 0
June 21 Vanderbilt 4, Texas 3 (10)
June 23 Vanderbilt 9, Virginia 8
June 24 Virginia 7, Vanderbilt 2
June 25 Vanderbilt 3, Virginia 2

2013

Regional • Nashville, Tenn.
May 31 Vanderbilt 9, East Tennessee State 1
June 1 Vanderbilt 10, Illinois 4
June 2 Georgia Tech 5, Vanderbilt 0
June 3 Vanderbilt 7, Georgia Tech 1
Super Regional • Nashville, Tenn.
June 8 Louisville 5, Vanderbilt 3
June 9 Louisville 2, Vanderbilt 1

2012

Regional • Raleigh, N.C.
June 1 Vanderbilt 8, UNC-Wilmington 2
June 2 Vanderbilt 9, NC State 8
June 3 NC State 6, Vanderbilt 5
June 4 NC State 9, Vanderbilt 7

2011 • College World Series

Regional • Nashville, Tenn.
June 3 Vanderbilt 10, Belmont 0
June 4 Vanderbilt 10, Troy 2
June 5 Vanderbilt 6, Belmont 1
Super Regional • Nashville, Tenn.
June 10 Vanderbilt 11, Oregon State 1
June 11 Vanderbilt 9, Oregon State 3

College World Series • Omaha, Neb.

June 18 Vanderbilt 7, North Carolina 3
June 20 Florida 3, Vanderbilt 1
June 22 Vanderbilt 5, North Carolina 1
June 24 Florida 6, Vanderbilt 4

2010

Regional • Louisville, Ky.
June 4 Vanderbilt 8, Illinois State 7 (13)
June 5 Louisville 7, Vanderbilt 1
June 6 Vanderbilt 10, Illinois State 4
June 6 Vanderbilt 7, Louisville 0
June 7 Vanderbilt 3, Louisville 2 (10)
Super Regional • Tallahassee, Fla.
June 11 Florida State 9, Vanderbilt 8
June 12 Vanderbilt 6, Florida State 2
June 13 Florida State 7, Vanderbilt 6

2009

Regional • Louisville, Ky.
May 29 Middle Tennessee 5, Vanderbilt 4
May 30 Vanderbilt 10, Indiana 0
May 31 Vanderbilt 6, Middle Tennessee 0
May 31 Vanderbilt 8, Louisville 4
June 1 Louisville 5, Vanderbilt 3

2008

Regional • Tempe, Ariz.
May 30 Oklahoma 8, Vanderbilt 5
May 31 Vanderbilt 9, Stony Brook 4
June 1 Oklahoma 11, Vanderbilt 10

2007

Regional • Nashville, Tenn.
June 1 Vanderbilt 2, Austin Peay 1 (11)
June 2 Michigan 4, Vanderbilt 3
June 3 Vanderbilt 11, Austin Peay 5
June 3 Vanderbilt 10, Michigan 7
June 4 Michigan 4, Vanderbilt 3 (10)

2006

Regional • Atlanta, Ga.
June 2 Vanderbilt 5, Michigan
June 3 Georgia Tech 7, Vanderbilt 3
June 4 Vanderbilt 5, Michigan 4
June 4 Georgia Tech 8, Vanderbilt 4

2004

Regional • Charlottesville, Va.
June 4 Vanderbilt 7, George Mason 3
June 5 Vanderbilt 11, Princeton 1
June 6 Vanderbilt 7, Virginia 3
Super Regional • Austin, Texas
June 11 Texas 15, Vanderbilt 3
June 12 Texas 10, Vanderbilt 2

1980

Regional • Tallahassee, Fla.
May 22 Western Kentucky 15, Vanderbilt 4
May 23 New Orleans 8, Vanderbilt 2
(game completed May 24 due to rain)

1974

Regional • Starkville, Miss.
May 23 Vanderbilt 2, East Carolina 1
May 24 Miami 7, Vanderbilt 1
May 25 Georgia Southern 5, Vanderbilt 3

1973

Regional • Starkville, Miss.
May 24 Vanderbilt 6, Georgia Southern 2
May 26 Vanderbilt 4, North Carolina State 2
May 26 Georgia Southern 5, Vanderbilt 2
May 28 Miami 6, Vanderbilt 5

NCAA Tournament Records

Individual Records

Hitting

At-Bats	7 (4)
Connor Kaiser at Clemson (6.3.18)	
Runs	4 (3)
Enrique Bradfield Jr. and Spencer Jones vs. New Mexico State (6.4.22)	
Hits	5
Connor Kaiser at Clemson (6.3.18)	
RBI	10
Connor Kaiser at Clemson (6.3.18)	
Doubles	3 (2)
Julian Infante vs. Indiana State (6.1.19)	
Triples	1 (multiple)
Home Runs	3 (2)
Connor Kaiser at Clemson (6.3.18)	
Total Bases	14
Connor Kaiser at Clemson (6.3.18)	
Walks	3 (13)
Harrison Ray vs. Duke (6.7.19)	
Strikeouts	4 (2)
Will Toffey vs. Indiana (5.30.15)	
Sacrifice Hits	2 (2)
Jack Lupo vs. Georgia Tech (6.3.13)	
Sacrifice Flies	2
Anthony Gomez vs. Troy (6.4.11)	
Stolen Bases	4
Enrique Bradfield Jr. vs. Georgia Tech (6.6.21)	
Stolen Bases Attempts	4 (2)
Enrique Bradfield Jr. vs. Georgia Tech (6.6.21)	
Hit-by-Pitch	2 (5)
R. Wiseman • J. Kendall vs. Radford (5.31.15)	

Pitching

Innings Pitched	9.0 (9)
Kumar Rocker vs. Duke (6.8.19)	
Walker Buehler vs. Oregon (6.1.14)	
Richie Goodenow vs. Louisville (6.6.10)	
Caleb Cotham vs. Middle Tennessee (5.31.09)	
David Price vs. Austin Peay (6.1.07)	
Matt Buschmann vs. Michigan (6.2.06)	
Ryan Mullins vs. Princeton (6.5.04)	
Jeff Peebles vs. Georgia Southern (5.24.73)	
Jeff Peebles vs. Miami (Fla.) (5.28.73)	
Hits	13
David Nenad vs. Western Kentucky (5.22.80)	
Runs	9
David Nenad vs. Western Kentucky (5.22.80)	
Earned Runs	9
David Nenad vs. Western Kentucky (5.22.80)	
Walks	6 (3)
Carson Fulmer vs. Texas (6.21.14)	
Strikeouts	19
Kumar Rocker vs. Duke (6.8.19)	
Wild Pitches	3
Carson Fulmer vs. Cal State Fullerton (6.12.15)	

Fielding

Putouts	21
Shea Robin vs. Austin Peay (6.1.07)	
Assists	8
Dansby Swanson vs. Virginia (6.24.15)	
Errors	3
Ted Shipley vs. Miami (Fla.) (5.24.74)	
Passed Balls	2
Spencer Navin vs. Louisville (6.8.13)	

Team Records

Hitting

At-Bats	49
vs. Illinois State (6.4.10)	
Runs	21 (2)
vs. Radford (5.31.15)	
vs. New Mexico State (6.4.22)	
Hits	20 (2)
vs. Clemson (6.3.18)	
RBI	21
vs. New Mexico State (6.4.22)	
Doubles	8
vs. Clemson (6.3.17)	
Triples	4
vs. Radford (5.31.15)	
Home Runs	9
vs. Clemson (6.3.18)	
Total Bases	48
vs. Clemson (6.3.18)	
Sacrifice Hits	4 (2)
vs. St. John's (6.2.17)	
Sacrifice Flies	2 (8)
vs. St. John's (6.2.17)	
Stolen Bases	8
vs. UNC-Wilmington (6.1.12)	
Stolen Base Attempts	9
vs. UNC-Wilmington (6.1.12)	
Walks	11
vs. Clemson (6.3.18)	
Hit-by-Pitch	7
vs. Radford (5.31.15)	
Strikeouts	16
vs. Mississippi State (6.10.18)	
Left on Base	17 (3)
vs. Mississippi State (6.10.18)	

Pitching

Innings Pitched	13.0 (2)
vs. Illinois State (6.4.10)	
Hits	15 (2)
Duke (6.7.19)	
Fewest Hits	0
Duke (6.8.19)	
Fewest Runs	0 (10)
Duke (6.8.19)	
Walks	12
New Orleans (5.23.80)	
Fewest Walks	0 (2)
Stanford (6.7.14)	
Strikeouts	22
Austin Peay (6.1.07)	
Wild Pitches	4
Duke (6.7.19)	

Fielding

Assists	20
Virginia (6.24.15)	
Errors	6
Miami (Fla.) (5.24.74)	

Miscellaneous

Margin of Victory	21
vs. Radford [21-0] (5.31.15)	

NCAA Regional History

20 NCAA Regionals ★ 48-25 Record

2024

Clemson, S.C.

May 31	Coastal Carolina 13, Vanderbilt 3
June 1	High Point 10, Vanderbilt 9

2023

Nashville, Tenn.

June 2	Vanderbilt 12, Eastern Illinois 2
June 3	Oregon 8, Vanderbilt 7
June 4	Xavier 2, Vanderbilt 1

2022

Corvallis, Ore.

June 3	San Diego 3, Vanderbilt 2
June 4	Vanderbilt 21, New Mexico State 1
June 5	Vanderbilt 14, San Diego 4
June 5	Vanderbilt 8, Oregon State 1
June 6	Oregon State 7, Vanderbilt 6

2021 - National Runner-up

Nashville, Tenn.

June 4	Vanderbilt 10, Presbyterian 0
June 5	Vanderbilt 4, Georgia Tech 3
June 6	Vanderbilt 14, Georgia Tech 11 (11)

2019 - National Champions

Nashville, Tenn.

May 31	Vanderbilt 8, Ohio State 2
June 1	Vanderbilt 8, Indiana State 5
June 2	Vanderbilt 12, Indiana State 1

2018

Clemson, S.C.

June 1	Vanderbilt 2, St. John's 0
June 2	Vanderbilt 4, Clemson 3
June 3	Vanderbilt 19, Clemson 6

2017

Clemson, S.C.

June 2	Vanderbilt 13, St. John's 4
June 3	Vanderbilt 9, Clemson 4
June 4	Clemson 6, Vanderbilt 0
June 5	Vanderbilt 8, Clemson 0

2016

Nashville, Tenn.

June 4	Xavier 15, Vanderbilt 1
June 4	Washington 9, Vanderbilt 8

2015 - National Runner-up

Nashville, Tenn.

May 29	Vanderbilt 9, Lipscomb 1
May 30	Vanderbilt 6, Indiana 4
June 1	Vanderbilt 21, Radford 0

2014 - National Champions

Nashville, Tenn.

May 30	Vanderbilt 11, Xavier 0
May 31	Vanderbilt 7, Oregon 2
June 1	Vanderbilt 3, Oregon 2

2013

Nashville, Tenn.

May 31	Vanderbilt 9, East Tennessee State 1
June 1	Vanderbilt 10, Illinois 4
June 2	Georgia Tech 5, Vanderbilt 0
June 3	Vanderbilt 7, Georgia Tech 1

2012

Raleigh, N.C.

June 1	Vanderbilt 8, UNC-Wilmington 2
June 2	Vanderbilt 9, NC State 8
June 3	NC State 6, Vanderbilt 5
June 4	NC State 9, Vanderbilt 7

2011 - College World Series

Nashville, Tenn.

June 3	Vanderbilt 10, Belmont 0
June 4	Vanderbilt 10, Troy 2
June 5	Vanderbilt 6, Belmont 1

2010

Louisville, Ky.

June 4	Vanderbilt 8, Illinois State 7 (13)
June 5	Louisville 7, Vanderbilt 1
June 6	Vanderbilt 10, Illinois State 4
June 6	Vanderbilt 7, Louisville 0
June 7	Vanderbilt 3, Louisville 2 (10)

2009

Louisville, Ky.

May 29	Middle Tennessee 5, Vanderbilt 4
May 30	Vanderbilt 10, Indiana 0
May 31	Vanderbilt 6, Middle Tennessee 0
May 31	Vanderbilt 8, Louisville 4
June 1	Louisville 5, Vanderbilt 3

2008

Tempe, Ariz.

May 30	Oklahoma 8, Vanderbilt 5
May 31	Vanderbilt 9, Stony Brook 4
June 1	Oklahoma 11, Vanderbilt 10

2007

Nashville, Tenn.

June 1	Vanderbilt 2, Austin Peay 1 (11)
June 2	Michigan 4, Vanderbilt 3
June 3	Vanderbilt 11, Austin Peay 5
June 3	Vanderbilt 10, Michigan 7
June 4	Michigan 4, Vanderbilt 3 (10)

2006

Atlanta, Ga.

June 2	Vanderbilt 5, Michigan
June 3	Georgia Tech 7, Vanderbilt 3
June 4	Vanderbilt 5, Michigan 4
June 4	Georgia Tech 8, Vanderbilt 4

2004

Charlottesville, Va.

June 4	Vanderbilt 7, George Mason 3
June 5	Vanderbilt 11, Princeton 1
June 6	Vanderbilt 7, Virginia 3

1980

Tallahassee, Fla.

May 22	Western Kentucky 15, Vanderbilt 4
May 23	New Orleans 8, Vanderbilt 2
(game completed on May 24 due to rain)	

1974

Starkville, Miss.

May 23	Vanderbilt 2, East Carolina 1
May 24	Miami 7, Vanderbilt 1
May 25	Ga. Southern 5, Vanderbilt 3

1973

Starkville, Miss.

May 24	Vanderbilt 6, Georgia Southern 2
May 26	Vanderbilt 4, North Carolina State 2
May 26	Georgia Southern 5, Vanderbilt 2
May 28	Miami 6, Vanderbilt 5

Individual Records

Hitting and Base Running

Category

		vs Opponent
At-Bats	7	4x, last Connor Kaiser at Clemson (6/3/18)
Runs	4	5x, last Enrique Bradfield Jr. and Spencer Jones vs. New Mexico State (6/4/22)
Hits	5	2x, last Connor Kaiser at Clemson (6/3/18)
RBI	10	Connor Kaiser at Clemson (6/3/18)
Doubles	3	Twice, last Julian Infante vs. Indiana State (6/1/19)
Triples	1	11x, last Philip Clarke vs. Indiana State (6/2/19)
Home Runs	3	Connor Kaiser at Clemson (6/3/18)
Total Bases	14	Connor Kaiser at Clemson (6/3/18)
Walks	3	7x, last Pat DeMarco vs. Ohio State (5/31/19)
Strikeouts	4	2x, last Connor Kaiser vs. Clemson (6/3/17)
Sac Hits	2	3x, last Ro Coleman vs. St. John's (6/2/17)
Sac Flies	2	Anthony Gomez vs. Troy (6/4/11)
Stolen Bases	4	Enrique Bradfield Jr. vs. Georgia Tech (6/6/21)
Stolen Bases Atts.	4	2x, last Enrique Bradfield Jr. vs. Georgia Tech (6/6/21)
Hit-by-Pitch	2	3x, last R. Wiseman, J. Kendall vs. Radford (5/31/15)

Pitching

Category

		vs Opponent
Innings Pitched	9.0	9x, last Drake Fellows vs. Ohio State (5/31/19)
		Walker Buehler vs. Oregon (6/1/14)
		Richie Goodenow vs. Louisville (6/6/10)
		Caleb Cotham vs. Middle Tennessee (5/31/09)
		David Price vs. Austin Peay (6/1/07)
		Matt Buschmann vs. Michigan (6/2/06)
		Ryan Mullins vs. Princeton (6/5/04)
		Jeff Peeples vs. Georgia Southern (5/24/73)
		Jeff Peeples vs. Miami (Fla.) (5/28/73)
Most Hits	13	David Nenad vs. Western Kentucky (5/22/80)
Runs	9	David Nenad vs. Western Kentucky (5/22/80)
Earned Runs	9	David Nenad vs. Western Kentucky (5/22/80)
Walks	6	Jack Armstrong vs. Illinois State (6/6/10)
Strikeouts	17	David Price vs. Austin Peay (6/1/07)
Wild Pitches	2	3x, last Mason Hickman vs. Indiana State (6/2/19)
Low Hit CG	2	Richie Goodenow vs. Louisville (6/6/10)

Fielding

Category

		vs Opponent
Putouts	21	Shea Robin vs. Austin Peay (6/1/07)
Assists	7	Brian Harris vs. Louisville (6/7/10)
Errors	3	Ted Shipley vs. Miami (Fla.) (5/24/74)
Passed Balls	1	5x, last Stephen Scott at Clemson (6/3/18)

Team Records

Hitting and Base Running

Category

		vs Opponent
At-Bats	49	Illinois State (6/4/10)
Runs	21	2x, last New Mexico State (6/4/22)
Hits	20	2x, last Clemson (6/3/18)
RBI	21	New Mexico State (6/4/22)
Doubles	8	Clemson (6/3/17)
Triples	4	Radford (5/31/15)
Home Runs	9	Clemson (6/3/18)
Total Bases	48	Clemson (6/3/18)
Sac Hits	4	2x, last St. John's (6/2/17)
Sac Flies	2	8x, last St. John's (6/2/17)
Stolen Bases	8	UNC-Wilmington (6/1/12)
SB Attempts	9	UNC-Wilmington (6/1/12)
Walks	11	Clemson (6/3/18)
Hit-by-Pitch	7	Radford (5/31/15)
Strikeouts	11	6x, last Clemson (6/3/18)
Left on Base	17	Twice, last Illinois State (6/6/10)

Pitching

Category

		vs Opponent
Innings Pitched	13.0	Twice, last Illinois State (6/4/10)
Most Hits	13	Twice, last at NC State (6/4/12)
Fewest Hits	2	Twice, last Louisville (6/6/10)
Fewest Runs	0	7x, last St. John's (6/1/18)
Walks	12	New Orleans (5/23/80)
Fewest Walks	0	UNC-Wilmington (6/1/12)
Strikeouts	22	Austin Peay (6/1/07)
Wild Pitches	2	4x, last Indiana State (6/2/19)

Fielding

Category

		vs Opponent
Assists	18	NC State (6/2/12)
Errors	6	Miami (Fla.) (5/24/74)

Miscellaneous

Category

		vs Opponent
Margin of Victory	21	Radford - 21-0 (5/31/15)

NCAA Super Regional History

Individual Records

Hitting and Base Running

Category	vs Opponent
At-Bats.....6.....	5x, last C. Kaiser, S. Scott vs. Mississippi State (6/10/18)
Runs.....3.....	5x, last Tyler Campbell at Illinois (6/6/15)
Hits.....4.....	3x, last Bryan Reynolds vs. Stanford (6/6/14)
RBI.....6.....	Aaron Westlake vs. Oregon State (6/11/11)
Doubles.....2.....	3x, last Rhett Wiseman vs. Stanford (6/7/14)
Triples.....1.....	4x, last Pat DeMarco vs. Duke (6/8/19)
Home Runs.....3.....	Aaron Westlake vs. Oregon State (6/11/11)
Total Bases.....12.....	Aaron Westlake vs. Oregon State (6/11/11)
Walks.....3.....	4x, last Harrison Ray vs. Duke (6/7/19)
Strikeouts.....4.....	Cesar Nichols at Texas (6/11/04)
Sac Hits.....1.....	10x, last Tyler Campbell at Illinois (6/8/15)
Sac Flies.....1.....	5x, last Stephen Scott vs. Duke (6/8/19)
Stolen Bases.....2.....	4x, last Ethan Paul vs. Duke (6/9/19)
Stolen Bases Atts.....2.....	4x, last Ethan Paul vs. Duke (6/9/19)
Hit-by-Pitch.....1.....	Several times

Pitching

Category	vs Opponent
Innings Pitched.....9.0.....	Kumar Rocker vs. Duke (6/8/19)
Most Hits.....8.....	4x, last Kyle Wright at Oregon State (6/10/17)
Runs.....7.....	4x, last Drake Fellows vs. Duke (6/7/19)
Earned Runs.....7.....	2x, last Kyle Wright at Oregon State (6/10/17)
Walks.....5.....	Carson Fulmer at Illinois (6/6/15)
Strikeouts.....19.....	Kumar Rocker vs. Duke (6/8/19)
Wild Pitches.....2.....	4x, last Drake Fellows vs. Mississippi State (6/8/18)

Fielding

Category	vs Opponent
Putouts.....16.....	Ty Duvall vs. Duke (6/9/19)
Assists.....6.....	Twice, last Philip Clarke vs. Duke (6/8/19)
Errors.....2.....	Dansby Swanson vs. Stanford (6/8/14)
Passed Balls.....2.....	Spencer Navin vs. Louisville (6/8/13)

Team Records

Hitting and Base Running

Category	vs Opponent
At-Bats.....43.....	2x, last vs. Mississippi State (6/10/18)
Runs.....13.....	Twice, last vs. Duke (6/9/19)
Hits.....16.....	at Florida State (6/11/10)
RBI.....12.....	vs. Duke (6/9/19)
Doubles.....5.....	at Florida State (6/11/10)
Triples.....1.....	4x, last vs. Duke (6/9/19)
Home Runs.....5.....	vs. Duke (6/9/19)
Total Bases.....33.....	at Florida State (6/11/10)
Sac Hits.....3.....	at Florida State (6/12/10)
Sac Flies.....1.....	5x, last vs. Duke (6/8/19)
Stolen Bases.....6.....	2x, last at Illinois (6/8/15)
SB Attempts.....6.....	2x, last at Illinois (6/8/15)
Walks.....10.....	vs. Mississippi State (6/10/18)
Hit-by-Pitch.....4.....	at Florida State (6/13/10)
Strikeouts.....16.....	vs. Mississippi State (6/10/18)
Left on Base.....17.....	vs. Mississippi State (6/10/18)

Pitching

Category	vs Opponent
Innings Pitched.....11.0.....	vs. Mississippi State (6/10/18)
Most Hits.....16.....	at Texas (6/11/04)
Fewest Hits.....0.....	vs. Duke (6/8/19)
Fewest Runs.....0.....	3x, last vs. Duke (6/8/19)
Walks.....9.....	vs. Mississippi State (6/10/18)
Fewest Walks.....0.....	vs. Stanford (6/7/14)
Strikeouts.....19.....	vs. Duke (6/8/19)
Wild Pitches.....4.....	vs. Duke (6/7/19)

Fielding

Category	vs Opponent
Assists.....15.....	vs. Mississippi State (6/10/18)
Errors.....3.....	2x, last vs. Mississippi State (6/8/18)

Miscellaneous

Category	vs Opponent
Margin of Victory.....11.....	Duke (6/9/19)

10 NCAA Super Regionals ★ 12-12 Record

2021 - National Runner-up

Super Regional - Nashville, Tenn.

June 11	Vanderbilt 2, East Carolina 0
June 12	Vanderbilt 4, East Carolina 1

2019 - National Champions

Super Regional - Nashville, Tenn.

June 7	Duke 18, Vanderbilt 5
June 8	Vanderbilt 3, Duke 0
June 8	Vanderbilt 13, Duke 2

2018

Super Regional - Nashville, Tenn.

June 8	Mississippi State 10, Vanderbilt 8
June 9	Vanderbilt 4, Mississippi State 3
June 10	Mississippi State 10, Vanderbilt 6 (11)

2017

Super Regional - Corvallis, Ore.

June 9	Oregon State 8, Vanderbilt 4
June 10	Oregon State 9, Vanderbilt 2

2015 - National Runner-up

Super Regional - Champaign, Ill.

June 6	Vanderbilt 13, Illinois 0
June 8	Vanderbilt 4, Illinois 2

2014 - National Champions

Super Regional - Nashville, Tenn.

June 6	Vanderbilt 11, Stanford 6
June 7	Stanford 5, Vanderbilt 4
June 8	Vanderbilt 12, Stanford 5

2013

Super Regional - Nashville, Tenn.

June 8	Louisville 5, Vanderbilt 3
June 9	Louisville 2, Vanderbilt 1

2011 - College World Series

Super Regional - Nashville, Tenn.

June 10	Vanderbilt 11, Oregon State 1
June 11	Vanderbilt 9, Oregon State 3

2010

Super Regional - Tallahassee, Fla.

June 11	Florida State 9, Vanderbilt 8
June 12	Vanderbilt 6, Florida State 2
June 13	Florida State 7, Vanderbilt 6

2004

Super Regional - Austin, Texas

June 11	Texas 15, Vanderbilt 3
June 12	Texas 10, Vanderbilt 2

College World Series History

5 College World Series ★ 20-10 Record

2021 - National Runner-up

College World Series

June 19	Vanderbilt 7, Arizona 6 (12)
June 21	NC State 1, Vanderbilt 0
June 23	Vanderbilt 6, Stanford 5
June 25	Vanderbilt 3, NC State 1
June 28	Vanderbilt 8, Mississippi State 2
June 29	Mississippi State 13, Vanderbilt 2
June 30	Mississippi State 9, Vanderbilt 0

2019 - National Champions

College World Series

June 16	Vanderbilt 3, Louisville 1
June 19	Vanderbilt 6, Mississippi State 3
June 21	Vanderbilt 3, Louisville 2
June 24	Michigan 7, Vanderbilt 4
June 25	Vanderbilt 4, Michigan 1
June 26	Vanderbilt 8, Michigan 2

2015 - National Runner-up

College World Series

June 15	Vanderbilt 4, Cal State Fullerton 3
June 16	Vanderbilt 1, TCU 0
June 19	Vanderbilt 7, TCU 1
June 22	Vanderbilt 5, Virginia 1
June 23	Virginia 3, Vanderbilt 0
June 24	Virginia 4, Vanderbilt 2

2014 - National Champions

College World Series

June 14	Vanderbilt 5, Louisville 3
June 16	Vanderbilt 6, UC Irvine 4
June 20	Texas 4, Vanderbilt 0
June 21	Vanderbilt 4, Texas 3 (10)
June 23	Vanderbilt 9, Virginia 8
June 24	Virginia 7, Vanderbilt 2
June 25	Vanderbilt 3, Virginia 2

2011

College World Series

June 18	Vanderbilt 7, North Carolina 3
June 20	Florida 3, Vanderbilt 1
June 22	Vanderbilt 5, North Carolina 1
June 24	Florida 6, Vanderbilt 4

Individual Records

Hitting and Base Running

Category

vs Opponent

At-Bats	6	Four players vs. Arizona (6/19/21)
Runs	2... 13x, last Jayson Gonzalez vs. Mississippi State (6/28/21)	
Hits	3	8x, last Enrique Bradfield Jr. vs. Stanford (6/23/21)
RBI	4	Stephen Scott vs. Mississippi State (6/19/19)
Doubles	2	3x, last Zander Wiel vs. Cal State Fullerton (6/12/15)
Triples	1	5x, last Enrique Bradfield Jr. vs. Mississippi State (6/29/21)
Home Runs	2... Twice, last Stephen Scott vs. Mississippi State (6/19/19)	
Total Bases	8 ..	Twice, last Stephen Scott vs. Mississippi State (6/19/19)
Walks	3	3x, last K. Ellison, V. Conde vs. Louisville (6/14/14)
Strikeouts	3... 12x, last Ty Duvall/Julian Infante vs. Michigan (6/26/19)	
Sac Hits	1	12x, last Harrison Ray vs. Michigan (6/25/19)
Sac Flies	1	8x, last Ethan Paul vs. Michigan (6/26/19)
Stolen Bases	2	3x, last Vince Conde vs. Texas (6/21/15)
Stolen Bases Atts.	2	3x, last Vince Conde vs. Texas (6/21/15)
Hit-by-Pitch	1 ...19x, last Parker Noland/Tate Kolwyck vs. Mississippi State (6/28/21)	

Pitching

Category

vs Opponent

Innings Pitched	8.0	Jack Leiter vs. NC State (6/19/21)
Most Hits	12	Sonny Gray vs. Florida (6/24/11)
Runs	6	Twice, last Tyler Beede vs. Virginia (6/24/14)
Earned Runs	6	Twice, last Tyler Beede vs. Virginia (6/24/14)
Walks	6	Carson Fulmer vs. Texas (6/21/14)
Strikeouts	15	Jack Leiter vs. NC State (6/19/21)
Wild Pitches	3	Carson Fulmer vs. Cal State Fullerton (6/12/15)

Fielding

Category

vs Opponent

Putouts	17	CJ Rodriguez vs. Arizona (6/19/21)
Assists	8	Dansby Swanson vs. Virginia (6/24/15)
Errors	2	Dominic Keegan vs. Arizona (6/19/21)
Passed Balls	1	3x, last Maxwell Romero Jr. vs. NC State (6/21/21)

Team Records

Hitting and Base Running

Category

vs Opponent

At-Bats	49	vs. Arizona (6/19/21)
Runs	9	vs. Virginia (6/23/14)
Hits	14	vs. Arizona (6/19/21)
RBI	9	vs. Virginia (6/23/14)
Doubles	5	vs. Cal State Fullerton (6/12/15)
Triples	1	5x, last vs. Arizona (6/19/21)
Home Runs	2	5x, last vs. Mississippi State (6/29/21)
Total Bases	17	vs. Mississippi State (6/19/19)
Sac Hits	3	vs. TCU (6/16/15)
Sac Flies	2	vs. North Carolina (6/18/11)
Stolen Bases	5*	vs. UC Irvine (6/16/14)
SB Attempts	5	vs. UC Irvine (6/16/14)
Walks	9	vs. Louisville (6/14/14)
Hit-by-Pitch	2	6x, last vs. Mississippi State (6/28/21)
Strikeouts	14	vs. TCU (6/16/15)
Left on Base	13	3x, last vs. NC State (6/25/21)

*CWS record

Pitching

Category

vs Opponent

Innings Pitched	12.0	vs. Arizona (6/19/21)
Most Hits	15	vs. Virginia (6/23/14)
Fewest Hits	3	vs. UC Irvine (6/16/14)
Fewest Runs	0	vs. TCU (6/16/15)
Walks	10	vs. Mississippi State (6/29/21)
Fewest Walks	1	4x, last vs. NC State (6/21/21)
Strikeouts	15	vs. NC State (6/21/21)
Wild Pitches	4	vs. Mississippi State (6/29/21)

Fielding

Category

vs Opponent

Assists	20	vs. Virginia (6/24/15)
Errors	3	4x, last vs. Mississippi State (6/30/21)

Miscellaneous

Category

vs Opponent

Margin of Victory	6	3x, last vs. Mississippi State, 8-2 (6/29/21)
-------------------------	---------	---

Hawkins Field Records

Vanderbilt Individual Game Highs

Batting	
At bats	9 Anthony Gomez vs. Louisville (5/11/10)
Runs scored	5 Brian Harris vs. Georgia (4/30/10)
Hits	5 Four times, last Ethan Paul vs. Florida (3/22/19)
RBIs	7 4x, last Pat DeMarco vs. Davidson (3/5/19)
Doubles	3 Three times, last Julian Infante vs. Indiana State (6/1/19)
Triples	2 Tony Kemp vs. Siena (3/13/12)
Home runs	3 Aaron Westlake vs. Oregon State (6/11/11)
Total bases	12 Aaron Westlake vs. Oregon State (6/11/11)
Walks	5 JJ Bleday vs. Middle Tennessee (5/15/18)
Strikeouts	4 seven times, last Austin Martin vs. UMass-Lowell (2/28/18)
Sac hits	3 Riley Reynolds vs. UIC (3/6/09)
Sac flies	2 Seven times, last Davis Diaz vs. Georgia State (5/6/2023)
Stolen bases	4 Enrique Bradfield Jr. vs. Georgia Tech (6/4/21)
Hit by pitch	2 48 times
Caught stealing	2 Four times, last Tony Kemp vs. Georgia Tech (6/3/13)
Runners LOB	10 Curt Casali vs. LSU (4/24/11)
Fielding	
Putouts	21 Shea Robin vs. Austin Peay (6/1/07)
Assists	11 Ryan Klosterman vs. East Tenn. State (2/18/03)
Errors	3 three times, last Riley Reynolds vs. Evansville (3/20/12)
Passed balls	3 Three times, last Aaron Westlake vs. UIC (3/5/09)
Pitching	
Innings pitched	10.0 David Price vs. Ole Miss (3/16/07)
Strikeouts	19 Kumar Rocker vs. Duke (6/8/19)
Wild pitches	3 seven times, last Maddux Conger vs. Austin Peay (2/27/18)
Hit batters	4 three times, last Carter Holton vs. Kentucky (4/28/2023)

Vanderbilt Team Superlatives

Batting	
At bats	63 vs. Louisville (5/11/10)
Runs scored	24 vs. Davidson (3/5/19)
Hits	24 vs. Niagara (2/21/10)
RBIs	23 vs. Davidson (3/5/19)
Doubles	10 vs. Connecticut (3/1/02)
Triples	4 vs. Radford (6/1/15)
Home runs	5 vs. Duke (6/9/19)
Total bases	38 vs. Tennessee Tech (4/30/19)
Walks	19 vs. Middle Tennessee (5/15/18)
Strikeouts	19 vs. Ole Miss (4/10/15)
Sac hits	4 Twice, last vs. Georgia Tech (6/3/13)
Sac flies	5 vs. Vermont (3/1/09)
Stolen bases	8 vs. Southern Illinois (2/22/04)
Hit by pitch	6 Three times, last vs. Rhode Island (3/4/12)
Caught stealing	4 Twice, last vs. Georgia (3/23/12)
Runners LOB	18 vs. Evansville (3/8/2023)
Hit into DP	5 vs. Niagara (2/21/10)
Fielding	
Putouts	51 twice, last vs. Evansville (3/8/2023)
Assists	22 vs. Louisville (5/20/10)
Errors	5 Three times, last vs. Evansville (3/20/12)
Passed balls	3 Three times, last vs. UIC (3/5/09)
DPs turned	3 18 times, last vs. UCLA (2/25/2023)
Pitching	
Innings pitched	17.0 twice, last vs. Evansville (3/8/2023)
Walks allowed	12 vs. Austin Peay (2/27/19)
Strikeouts	22 Twice, last vs. Ole Miss (4/10/15)
Hits allowed	24 vs. Evansville (3/8/2023)
Wild pitches	4 Five times, last vs. Duke (6/7/19)
Hit batters	5 twice, last vs. Evansville (3/8/2023)

Miscellaneous Records

Win-Loss All-Time.....	584-200-1 (.744)	Longest Game (Innings).....	17.0 vs. Evansville (3/8/23)
Most Wins in a Season.....	34 (2007, 2013)	17.0 vs. Louisville (5/11/10)
Most Losses in a Season.....	12 (2005, 2006, 2012, 2022)	Shortest Game (Innings).....	5.0, twice, last vs. UT-Martin (2/23/16)
Longest Win Streak.....	17 games (2/27-4/20/24)	Most Combined Runs.....	33, South Carolina (20), Vanderbilt (13) (4/14/02)
Longest Losing Streak.....	Four Games (2/24-29/12)	Most Combined Hits.....	37, Vanderbilt (24), Niagara (13) (2/21/10)
Largest Attendance.....	3,802	Most Combined Errors.....	9, Belmont (5), Vanderbilt (4) (3/13/02)
	54 times, last vs. Tennessee (5/12/24)	Largest Margin of Victory.....	22 vs. Davidson (Vanderbilt 24, Davidson 2) (3/5/19)
Longest Game (Time).....	5:33 vs. Louisville (5/11/10)	Largest Margin of Defeat.....	15 vs. Western Kentucky (WKU 17, Vanderbilt 2) (3/16/10)
Shortest Game - 9 Innings (Time).....	1:58 vs. Belmont (3/30/04)		

Hawkins Field Facts

- Officially dedicated April 27, 2002
- Capacity (3,802) – 2,350 chairback seats; 1,452 bleacher seats
- Since 2015, Vanderbilt is 251-78-1 (.761) at Hawkins Field.
- There have been 191 total sellouts in the stadium’s history.

Yearly Records at Hawkins Field

2024.....	27-8	2008.....	22-9
2023.....	26-8	2007.....	34-4
2022.....	21-12	2006.....	23-12
2021.....	30-6	2005.....	23-12
2020.....	11-1	2004.....	28-5
2019.....	33-6	2003.....	19-10
2018.....	23-11	2002.....	15-20
2017.....	21-11-1	Totals	584-200-1 (.744)
2016.....	31-7		
2015.....	28-8		
2014.....	31-10		
2013.....	34-7		
2012.....	22-12		
2011.....	33-4		
2010.....	27-6		
2009.....	22-11		

Hawkins Field Attendance Records

Single Game		54 games - most recent listed
1.	3,802	Tennessee..... May 12, 2024
		Tennessee..... May 11, 2024
		Tennessee..... May 10, 2024
	3,700	Tennessee..... May 16, 2009
		Tennessee..... May 15, 2009
		Florida..... April 4, 2009
	3,693	Arkansas May 22, 2010
	3,645	Tennessee..... April 29, 2011
^ - NCAA Regional * - NCAA Super Regional		

Three-Game Series

1.	11,406 Multiple times - most recent listed
		Tennessee..... May 10-12, 2024
		Mississippi State..... April 26-28, 2024
		Florida..... April 18-20, 2024
		Florida..... May 7-9, 2015
		Stanford* June 6-8, 2014
10.	10,661	Tennessee..... March 27-29, 2015
^ - NCAA Regional * - NCAA Super Regional		

Commodore Honors

Golden Spikes Award

2007 David Price

Golden Spikes Award (finalist)

2007 David Price
Pedro Alvarez
2013 Tyler Beede
2015 Carson Fulmer
Dansby Swanson
2019 JJ Bleday
2021 Jack Leiter
Kumar Rocker

Dick Howser Trophy

2007 David Price

Brooks Wallace Award

2007 David Price
2015 Dansby Swanson

ABCA National Player of the Year

2015 Dansby Swanson

Perfect Game National Player of the Year

2015 Dansby Swanson

Baseball America National Player of the Year

2021 Kumar Rocker

D1Baseball.com National Player of the Year

2015 Dansby Swanson

Rawlings Gold Bat Award

2015 Dansby Swanson

Rogers Clemens Award (National Pitcher of the Year)

2007 David Price
2015 Carson Fulmer

D1Baseball.com National Pitcher of the Year

2015 Carson Fulmer

Perfect Game National Pitcher of the Year

2015 Carson Fulmer

Baseball America National Freshman of the Year

2019 Kumar Rocker
2021 Jack Leiter

D1Baseball.com National Freshman of the Year

2019 Kumar Rocker

Rawlings Gold Glove Award

2011 Sonny Gray
2014 Vince Conde
2017 Jeren Kendall
2021 Enrique Bradfield Jr.
2023 Enrique Bradfield Jr.

National Coach of the Year

2014 Tim Corbin
2019 Tim Corbin

All-America (First Team)

1980 Scotti Madison • CABCA
Sporting News
1993 Vee Hightower • CF.....Mizuno
1999 Hunter Bledsoe • 3B.....Collegiate Baseball
College Baseball Insider
NCBWA
2004 Warner Jones • DHABCA
Baseball America
2006 Pedro Alvarez • 3B.....Baseball America
2007 Pedro Alvarez • 3BBaseball America
NCBWA
Rivals.com
Dominic de la Osa • OF.....ABCA
Collegiate Baseball
Rivals.com
David Price • PABCA
Baseball America
Collegiate Baseball
NCBWA
Rivals.com
Casey Weathers • P.....ABCA
Baseball America
Collegiate Baseball
Rivals.com
2011 Sonny Gray • P.....ABCA
Perfect Game
Jason Esposito • 3B.....ABCA
2013 Tony Kemp • 2BABCA
Baseball America
Collegiate Baseball
NCBWA
Perfect Game
Tyler Beede • PNCBWA
2015 Carson Fulmer • P.....ABCA
Baseball America
Collegiate Baseball
D1Baseball.com
NCBWA
PG
Dansby Swanson • SSABCA
Baseball America
D1Baseball.com
NCBWA
Perfect Game
2019 JJ Bleday • OFABCA
Baseball America
Collegiate Baseball
D1Baseball.com
NCBWA
Perfect Game
Tyler Brown • P.....Perfect Game
Austin Martin • 3B.....Baseball America
D1Baseball.com
Ethan Paul • SS.....Perfect Game
2020 Austin Martin • OFCollegiate Baseball
2021 Enrique Bradfield Jr. • OFABCA
NCBWA
Jack Leiter • RHPABCA
Baseball America
Collegiate Baseball
D1Baseball.com
NCBWA
Perfect Game
Kumar Rocker • RHPABCA
Baseball America
Collegiate Baseball
D1Baseball.com
NCBWA
Perfect Game
2022 Enrique Bradfield Jr. • OFNCBWA

All-America (Second Team)

1973 Jeff Peebles • P.....Coaches
1985 Joey Cora • SSABCA
1993 Vee Hightower • CF.....Baseball America
NCBWA
1994 Boomer Whipple • 3BABCA
1998 Clinton Johnston • OF/P.....Baseball America
Baseball Weekly
Collegiate Baseball
Sporting News
2004 Warner Jones • 2BCollegiate Baseball
NCBWA
2007 Pedro Alvarez • 3BABCA
Collegiate Baseball
Dominic de la Osa • OF.....Baseball America
NCBWA
Ryan Flaherty • SSABCA
Rivals.com
2011 Sonny Gray • P.....Baseball America
Grayson Garvin • PBaseball America
Collegiate Baseball
Aaron Westlake • 1B.....Baseball America
Jason Esposito • 3B.....Baseball America
2013 Tyler Beede • PABCA
Baseball America
Collegiate Baseball
Perfect Game
Connor Harrell • OFABCA
NCBWA
2014 Dansby Swanson • 2BPerfect Game
2015 Rhett Wiseman • OFPerfect Game
2017 Kyle Wright • RHP.....Baseball America
2019 Tyler Brown • P.....Collegiate Baseball
NCBWA
Drake Fellows • P.....Collegiate Baseball
NCBWA
Austin Martin • 3B.....ABCA
Collegiate Baseball
Patrick Raby • P.....Collegiate Baseball
Mason Hickman • PCollegiate Baseball
2021 Enrique Bradfield Jr. • OFCollegiate Baseball
Perfect Game
Dominic Keegan • 1BPerfect Game
2022 Enrique Bradfield Jr. • OFABCA
Perfect Game

Commodore Honors

All-America (Third Team)

1984	Joey Cora • SS	ABCA
1987	Greg Smith • 1B	ABCA
1991	Greg Thomas • 1B	ABCA
		Baseball America
1993	Boomer Whipple • 3B	ABCA
1994	Nick Morrow • OF	ABCA
2004	Jeremy Sowers • LHP	Baseball America
2006	David Price • P	NCBWA
2007	Casey Weathers • P	NCBWA
2013	Brian Miller • P	Collegiate Baseball
	Mike Yastrzemski • OF	NCBWA
	Kevin Ziomek • P	Baseball America
		NCBWA
2014	Dansby Swanson • 2B	ABCA
		Baseball America
		Collegiate Baseball
	Vince Conde • SS	Perfect Game
2016	Jeren Kendall • OF	NCBWA
	Bryan Reynolds • OF	D1Baseball.com
		NCBWA
2017	Jeren Kendall • OF	Baseball America
2019	Philip Clarke • C	ABCA
	Drake Fellows • P	Perfect Game
	Austin Martin • 3B	NCBWA
		Perfect Game
2021	Enrique Bradfield Jr. • OF	D1Baseball.com
2022	Enrique Bradfield Jr. • OF	Baseball America
		D1Baseball.com
	Spencer Jones • OF	Perfect Game
2023	Enrique Bradfield Jr. • OF	NCBWA
	Nick Maldonado • P	NCBWA

Freshman All-America (First Team)

1991	Vee Hightower • CF	Baseball America
	Greg Thomas • 1B	Baseball America
		Collegiate Baseball
1996	Clinton Johnston • OF	Baseball America
1999	Aaron Fausett • OF	Baseball America
2002	Jeremy Sowers • P	Collegiate Baseball
2003	Jensen Lewis • P	Collegiate Baseball
2005	David Price • P	Collegiate Baseball
2006	Pedro Alvarez • 3B	Baseball America
		Collegiate Baseball
2007	Mike Minor • P	Baseball America
		Collegiate Baseball
2009	Sonny Gray • P	Collegiate Baseball
	Riley Reynolds • IF	Collegiate Baseball
	Aaron Westlake • IF	Collegiate Baseball
2010	Anthony Gomez • IF	Baseball America
		Collegiate Baseball
2011	Tony Kemp • OF	Baseball America
		Collegiate Baseball
		Perfect Game
	Conrad Gregor • DH	Collegiate Baseball
2013	Carson Fulmer • P	Collegiate Baseball
	Xavier Turner • 3B	Baseball America
		Collegiate Baseball
2014	Bryan Reynolds • OF	Baseball America
		Collegiate Baseball
		NCBWA
		Perfect Game
	Hayden Stone • P	Perfect Game
2015	Jeren Kendall • OF	Baseball America
		Collegiate Baseball
		D1Baseball.com
	Will Toffey • 3B	Collegiate Baseball
	Kyle Wright • P	Baseball America
		Collegiate Baseball
		D1Baseball.com
2016	Alonzo Jones • DH/UT	Collegiate Baseball
	Ethan Paul • DH/UT	Collegiate Baseball
	Patrick Raby • P	Collegiate Baseball
2018	Philip Clarke • DH	Collegiate Baseball
	Pat DeMarco • OF	Collegiate Baseball
	Mason Hickman • P	Collegiate Baseball
	Austin Martin • OF	Collegiate Baseball
2019	Kumar Rocker • P	Baseball America
		D1Baseball.com
2020	Jack Leiter • P	Collegiate Baseball
2021	Enrique Bradfield Jr. • OF	Baseball America
		Collegiate Baseball
		D1Baseball.com
		NCBWA
		Perfect Game
2022	Carter Holton • P	Baseball America
		Collegiate Baseball
		D1Baseball.com
		Perfect Game
	Devin Futrell • P	Collegiate Baseball

Freshman All-America (Second Team)

1991	Nick Morrow • OF	Baseball America
1997	Matt Kata • SS	Baseball America
1997	Damon Yee • P	Baseball America
		Collegiate Baseball
1999	Karl Nonemaker • OF	Baseball America
1999	Mark Prior • UTL	Baseball America
2005	David Price • P	Baseball America
2011	T.J. Pecoraro • P	NCBWA
	Kevin Ziomek • P	NCBWA
2014	Hayden Stone • P	Baseball America
2015	Jeren Kendall • OF	Perfect Game
	Will Toffey • 3B	Baseball America
		D1Baseball.com
		Perfect Game
	Kyle Wright • P	Perfect Game
2016	Alonzo Jones • DH/UT	Baseball America
2018	Austin Martin • UT/3B/OF	Baseball America
		NCBWA
		Perfect Game
2019	Kumar Rocker • P	Perfect Game
2022	Devin Futrell • P	Perfect Game
	Carter Holton • P	NCBWA

Freshman All-America (Honorable Mention)

1999	Aaron Fausett • OF	Collegiate Baseball
1999	Karl Nonemaker • OF	Collegiate Baseball
2000	Taylor Childress • P	Collegiate Baseball
2001	Robert Ransom • P	Collegiate Baseball
2006	Ryan Flaherty • IF	Collegiate Baseball

Commodore Honors

College World Series Most Outstanding Player

2014	Dansby Swanson
2019	Kumar Rocker

College World Series All-Tournament Team

2011	Tony Kemp, OF Connor Harrell, OF
2014	Dansby Swanson, 2B Tyler Campbell, 3B John Norwood, OF Rhett Wiseman, OF
2015	Zander Wiel, 1B Bryan Reynolds, OF
2019	Philip Clarke, C Austin Martin, 3B JJ Bleday, OF Kumar Rocker, P
2021	Jack Leiter, P

NCAA Regional Most Valuable Players

2004	Cesar Nicolas, DH
2010	Richie Goodenow, P
2011	Jason Esposito, 3B
2013	Mike Yastrzemski, OF
2014	Tyler Beede, P
2015	Dansby Swanson, SS
2017	Will Toffey, OF
2018	Connor Kaiser, SS
2019	Julian Infante, 1B
2021	Dominic Keegan, 1B
2022	Spencer Jones, OF

2004 Charlottesville (Va.) Regional All-Tournament

Warner Jones, 2B
Ryan Klosterman, SS
Worth Scott, OF
Aaron Garza, OF
Antoan Richardson, OF
Cesar Nicolas, DH
Jeremy Sowers, P
MVP – Cesar Nicolas, DH

2006 Atlanta Regional All-Tournament

Pedro Alvarez, 3B
Ryan Davis, OF
Matt Buschmann, P

2007 Nashville Regional All-Tournament

Ryan Flaherty, 3B
Matt Meingasner, CF
David Macias, RF
Dominic de la Osa, DH/UTL
David Price, P

2008 Tempe (Ariz.) Regional All-Tournament

Steven Liddle, OF

2009 Louisville (Ky.) Regional All-Tournament

Andrew Giobbi, C
Riley Reynolds, 2B
Jason Esposito, 3B
Aaron Westlake DH/UTL
Caleb Cotham, P

2010 Louisville (Ky.) Regional All-Tournament

Aaron Westlake, 1B
Jason Esposito, 3B
Joe Loftus, OF
Connor Harrell, OF
Richie Goodenow, P
MVP – Richie Goodenow, P

2011 Nashville Regional All-Tournament

Aaron Westlake, 1B
Bryan Reynolds, 2B
Jason Esposito, 3B
Anthony Gomez, SS
Mike Yastrzemski, OF
Conrad Gregor, DH/UTL
Sonny Gray, P
Taylor Hill, P
MVP – Jason Esposito, 3B

2012 Raleigh (N.C.) Regional All-Tournament

Spencer Navin, C
Conrad Gregor, 1B
Anthony Gomez, SS
Mike Yastrzemski, OF
T.J. Pecoraro, P
Tyler Beede, P

2013 Nashville Regional All-Tournament

Spencer Navin, C
Conrad Gregor, 1B
Tony Kemp, 2B
Xavier Turner, 3B
Mike Yastrzemski, OF
Kevin Ziomek, P
MVP – Mike Yastrzemski, OF

2014 Nashville Regional All-Tournament

Dansby Swanson, 2B
Vince Conde, SS
Bryan Reynolds, OF
Tyler Beede, P
Walker Buehler, P
MVP – Tyler Beede, P

2015 Nashville Regional All-Tournament

Zander Wiel, 1B
Dansby Swanson, SS
Rhett Wiseman, OF
Bryan Reynolds, OF
Jeren Kendall, OF
Ro Coleman, DH/UTL
Carson Fulmer, P
MVP – Dansby Swanson, SS

2016 Nashville Regional All-Tournament

Jeren Kendall, OF

2017 Clemson (S.C.) Regional All-Tournament

Will Toffey, OF
Ro Coleman, OF
Jeren Kendall, OF
Kyle Wright, P
MVP – Will Toffey

2018 Clemson (S.C.) Regional All-Tournament

Ethan Paul, 3B
Connor Kaiser, SS
Austin Martin, OF
Philip Clarke, DH/UTL
Drake Fellows, P
MVP – Connor Kaiser, SS

2019 Nashville Regional All-Tournament

Julian Infante, 1B
Austin Martin, 3B
Kumar Rocker, P
Drake Fellows, P
MVP – Julian Infante, 1B

2021 Nashville Regional All-Tournament

Dominic Keegan, 1B
Enrique Bradfield Jr., OF
Troy LaNeve, OF
Isaiah Thomas, OF
Jack Leiter, P
MVP – Dominic Keegan, 1B

2022 Corvallis Regional All-Tournament

Tate Kolwyck, 2B
Parker Noland, 3B
Spencer Jones, OF
Javier Vaz, DH
Devin Futrell, P
MVP – Spencer Jones, OF

2023 Nashville Regional All-Tournament

Alan Espinal, C
Jonathan Vastine, SS

Commodore Honors

All-South/Southeast Region (First Team)

1972	Steve Estep, 2B
1973	Jeff Peeples, P
1974	Ted Shipley, SS
1975	Rick Duncan, OF
1976	Steve Chandler, OF
1977	Jerry Robertson, OF
1977	Mike Wright, C
1978	Scotti Madison, OF
1978	Jerry Williams, C
1980	Scotti Madison, C
1980	Bill Hench, 3B
1984	Joey Cora, SS
1985	Joey Cora, SS
1987	Greg Smith, 1B
1991	Greg Thomas, 1B
1993	Vee Hightower, CF
1993	Boomer Whipple, 3B
1994	Boomer Whipple, 3B
1999	Hunter Bledsoe, 3B
1999	Karl Nonemaker, OF
2000	Karl Nonemaker, OF
2003	Jeremy Sowers, LHP
2004	Warner Jones, 2B
	Ryan Klosterman, SS
	Jeremy Sowers, LHP
2006	Pedro Alvarez, 3B
	David Price LHP
2007	Pedro Alvarez, 3B
	Dominic de la Osa OF
	Ryan Flaherty, SS
	David Price P
	Casey Weathers, P
2008	David Macias, OF
2009	Steven Liddle, OF
2013	Tyler Beede, P
	Tony Kemp, 2B
	Connor Harrell, OF
	Mike Yastrzemski, OF
2014	Dansby Swanson, 2B
2015	Carson Fulmer, P
	Dansby Swanson, SS
2019	JJ Bleday, OF
	Philip Clarke, C
	Austin Martin, 3B
	Tyler Brown, RP
2021	Enrique Bradfield Jr., OF
	Dominic Keegan, 1B
	Jack Leiter, P
	Kumar Rocker, P
2022	Enrique Bradfield Jr., OF
	Carter Holton, P
	Dominic Keegan, 1B

All-South/Southeast Region (Second Team)

2004	Cesar Nicolas, 1B/DH
2008	Pedro Alvarez, 3B
2009	Aaron Westlake DH
2014	Vince Conde, SS
	Carson Fulmer, P
2016	Bryan Reynolds, OF
2019	Ethan Paul, SS
	Drake Fellows, P
2021	Isaiah Thomas, OF
2022	Spencer Jones, OF
2023	Enrique Bradfield Jr., OF
	Devin Futrell, P
	Nick Maldonado, P
	Hunter Owen, P
2024	Alan Espinal, C
	JD Thompson, P

SEC Player of the Year

1999	Hunter Bledsoe, 3B
2013	Tony Kemp, 2B
2019	JJ Bleday, OF

SEC Pitcher of the Year

2007	David Price, LHP
2011	Grayson Garvin, LHP
2015	Carson Fulmer, RHP

SEC Freshman of the Year

2006	Pedro Alvarez, 3B
2011	Tony Kemp, OF
2021	Enrique Bradfield Jr., OF

SEC Newcomer of the Year

2021	Jack Leiter, P
------	----------------

SEC Coach of the Year

2007	Tim Corbin
2013	Tim Corbin
2019	Tim Corbin

SEC Legends

2015	Larry Schmittou
2019	Jeremy Sowers

All-SEC (First Team)

1954	Charles Hawkins, P
1956	Bob Gregor, C
1971	Steve Estep, 2B
	Jerry Reasonover, UT
	Jeff Peeples, P
1972	Bill Winchester, 1B
	Steve Estep, 2B
	Jeff Peeples, P
1973	Ted Shipley, SS
	Rick Duncan, OF
	Greg Collins, C
	Jeff Peeples, P
1974	Ted Shipley, SS
	Rick Duncan, OF
	Rick Rhodes, P
1975	Rick Duncan, OF
	Gene Menees, 2B
1976	Steve Chandler, OF
1977	Jerry Robertson, OF
	Mike Wright, C
1978	Scotti Madison, OF
	Jerry Williams, C
1979	Scotti Madison, C
	Jack Nuismer, P
1980	Scotti Madison, C
	Bill Hench, 3B
1982	Erez Borowsky, C
1983	Darren Puskarich, C
1984	Joey Cora, SS
1985	Joey Cora, SS
1987	Greg Smith, 1B
1990	JoJo Smith, P
	Jim Schiffman, OF
1993	Vee Hightower, OF
	Boomer Whipple, 3B
1994	Boomer Whipple, 3B
1995	Josh Paul, OF
1998	Clinton Johnston, OF
1999	Hunter Bledsoe, 3B
2004	Warner Jones, 2B
	Ryan Klosterman, SS
2006	Pedro Alvarez, 3B
2007	Pedro Alvarez, 3B

2008

2009

2010

2011

2012

2013

2014

2015

2017

2019

2021

2022

All-SEC (Second Team)

1960	Channing Workman, 3B
1988	Jim Schiffman, OF
1989	Bob Schabes, DH
1991	Greg Thomas, 1B
1992	Jeff Martin, C
1993	Greg Thomas, 1B
1994	Nick Morrow, OF
1995	Boomer Whipple, 3B
1997	Clinton Johnston, OF
2003	Jeremy Sowers, LHP
2004	Jeremy Sowers, LHP
2005	Jensen Lewis, RHP
2006	David Price, LHP
2007	Ryan Flaherty, SS
2008	Dominic de la Osa, OF
	Alex Feinberg, 2B
	Ryan Flaherty, SS
2009	Steven Liddle, OF
2010	Sonny Gray, RHP
2011	Jason Esposito, 3B
	Conrad Gregor, DH
	Sonny Gray, RHP
2013	Tyler Beede, RHP
	Connor Harrell, OF
2014	Carson Fulmer, RHP
2015	Dansby Swanson, SS
2016	Jeren Kendall, OF
	Bryan Reynolds, OF
	Kyle Wright, RHP
2017	Jeren Kendall, OF
	Kyle Wright, OF
2022	Spencer Jones, OF
2023	Enrique Bradfield Jr., OF
	Devin Futrell, LHP
	Nick Maldonado, RHP

All-SEC Defensive Team

2008	David Macias, OF
2009	Brian Harris, SS
2010	Sonny Gray, P
2011	Sonny Gray, P
	Jason Esposito, 3B

2013

2014

2015

2016

2017

2018

2019

2021

2022

2023

All-SEC East

1963	Elliot Hembree, UT
1969	Jimmy Conn, UT
	Elliott Jones, P
1970	Bill Winchester, 1B
1971	Mike Willis, P
1972	Mike Willis, P
1974	Steve Tinsley, C
1976	Bill Hardin, 3B
1982	Charles DeFrance, OF
	Brian Farley, P
	Cam Stubbs, UT
	Tim Turner, 2B
1983	Doug Fair, OF
1985	Mark Ambrose, P
	Benton Patton, OF

SEC All-Freshman

2006	Pedro Alvarez, 3B
2008	Russell Brewer, RHP
2009	Riley Reynolds, 2B
	Aaron Westlake, DH
2010	Anthony Gomez, 2B
	Connor Harrell, OF
2011	Conrad Gregor, DH
	Tony Kemp, OF
	Kevin Ziomek, LHP
2012	Tyler Beede, RHP
2013	Carson Fulmer, RHP
	Xavier Turner, 3B
	Zander Wiel, DH
2014	Bryan Reynolds, OF
2015	Jeren Kendall, OF
	Will Toffey, 3B
	Kyle Wright, RHP
2016	Connor Kaiser, SS
	Ethan Paul, DH
2019	Kumar Rocker, RHP
2021	Enrique Bradfield Jr., OF
	Jack Bulger, UTL
2022	Devin Futrell, P
	Carter Holton, P
2023	RJ Austin, UTL

SEC All-Newcomer

2021	Jack Leiter, P
	Carter Young, SS

SEC Tournament Most Valuable Player

1980	Dave Nenad, DH
2007	Pedro Alvarez, 3B
2019	JJ Bleday, OF
2023	RJ Austin, UTL

Commodore Honors

SEC All-Tournament Team

1980	Mike Pike, 1B
	Charles DeFrance, 2B
	Bill Hench, 3B
	Scotti Madison, C
	Jerry Williams, OF
	Dan Jahnke, P
	Dave Nenad, DH
1990	Jeff Martin, C
	Todd Muckerheide, DH
1993	Nick Morrow, 2B
1994	Boomer Whipple, 3B
	Stephen Wix, C
	Nick Morrow, OF
	Craig Sands, OF
1995	Josh Paul, OF
	Ryan Brown, DH
2004	Cesar Nicolas, DH/1B
	Warner Jones, 2B
	Ryan Klosterman, SS
	Jonathan Douillard, C
	Jeremy Sowers, LHP
2006	Pedro Alvarez, 3B
	Dominic de la Osa, OF
	Ryan Flaherty, SS
	Shea Robin, DH
2007	Pedro Alvarez, 3B
	Dominic de la Osa, OF
	Ryan Flaherty, SS
	Shea Robin, C
2008	Ryan Flaherty, SS
	Andrew Giobbi, 1B
2009	Andrew Giobbi, C
	Mike Minor, LHP
	Steven Liddle, OF
2010	Aaron Westlake, DH
2011	Sonny Gray, RHP
	Aaron Westlake, 1B
	Riley Reynolds, 2B
	Jason Esposito, 3B
	Conrad Gregor, DH
2012	Spencer Navin, C
	Connor Harrell, OF
	Mike Yastrzemski, OF
2013	Tony Kemp, 2B
	Conrad Gregor, 1B
	Connor Harrell, OF
	Zander Wiel, DH
	Tyler Beede, P
2015	Jeren Kendall, OF
	Bryan Reynolds, OF
	Dansby Swanson, SS
	Will Toffey, 3B
	Zander Wiel, 1B
2019	JJ Bleday, OF
	Pat DeMarco, OF
2021	Isaiah Thomas, OF
2023	RJ Austin, 2B
	Chris Maldonado, DH
2024	Calvin Hewett, OF

SEC Player of the Week

1987	David Joine3.3
	Brad Harvie4.2
1988	Jim Schiffman4.18
1989	Jamie Abbgg4.19
1993	Vee Hightower4.12
1994	Nick Morrow5.17
1996	Josh Adeeb4.15
1997	Josh Adeeb4.28
2000	Karl Nonemaker4.1
2001	Ulises Cabrera3.12
2003	Warner Jones5.2
2004	Warner Jones3.29
2005	Mike Baxter4.4
2006	Pedro Alvarez4.17
2017	Jeren KendallWeek 6
2019	Austin MartinWeek 1
	JJ BledayWeek 7
	Stephen ScottWeek 14
2021	Dominic KeeganWeek 2
	Jayson GonzalezWeek 7
	Troy LaNeveWeek 14
2022	Tate KolwyckWeek 5
	Enrique Bradfield Jr.Week 13
2023	Parker NolandWeek 6
2024	Alan EspinalWeek 5
	Jayden DavisWeek 8

SEC Pitcher of the Week

1985	Joey Cora4.3
1986	Cam Hazen3.24
	Kelly Klippenstein4.24
1989	Mike McLochin4.24
1992	Scott Newell4.13
1996	Phillip Haigler4.29
2002	Jeremy Sowers2.25
2003	Jeremy Sowers4.8
	Cesar Nicolas4.22
2004	Jeremy Sowers5.24
	Jeremy Sowers3.1
	Ryan Mullins2.23
2005	Jensen Lewis2.21
	Ryan Mullins4.18
2006	David Price3.13
	David Price3.27
	David Price4.3
	David Price4.1
2007	David PriceWeek 2
	David PriceWeek 5
2009	Mike MinorWeek 8
2010	Sonny GrayWeek 1
	Sonny GrayWeek 6
2011	Sonny GrayWeek 3
	Grayson GarvinWeek 6
2013	Philip PfeiferWeek 2
	Kevin ZiomekWeek 3
	Kevin ZiomekWeek 4
2015	Carson FulmerWeek 13
	Carson FulmerWeek 14
2016	Jordan SheffieldWeek 4
	Jordan SheffieldWeek 9
	Jordan SheffieldWeek 11
	Kyle WrightWeek 13
2017	Kyle WrightWeek 9
2018	Mason HickmanWeek 7
2019	Drake FellowsWeek 6
	Drake FellowsWeek 13
2021	Kumar RockerWeek 4
	Jack LeiterWeek 5
	Jack LeiterWeek 6
	Kumar RockerWeek 10

2022	Chris McElvainWeek 10
	Carter HoltonWeek 13
2023	Hunter OwenWeek 5
	Devin FutrellWeek 7
2024	Devin FutrellWeek 4
	Bryce CunninghamWeek 7
	Bryce CunninghamWeek 11
	JD ThompsonWeek 13

SEC Hitter of the Week

2005	Mike Baxter4.4
2006	Pedro Alvarez4.17
2007	Pedro AlvarezWeek 1
	Dom de la OsaWeek 12
	Dom de la OsaWeek 15
2008	David MaciasWeek 8
2009	Brian HarrisWeek 10
	Aaron WestlakeWeek 12
2010	Joe LoftusWeek 12
2011	Curt CasaliWeek 8
2012	Anthony GomezWeek 9
2013	Tony KempWeek 11
	Tony KempWeek 13
2014	Vince CondeWeek 5
	Vince CondeWeek 13
2015	Zander WielWeek 3
	Rhett WisemanWeek 5
	Zander WielWeek 7
	Zander WielWeek 11
2016	Jeren KendallWeek 1

SEC Freshman of the Week

2006	Pedro Alvarez3.13
	Ryan Flaherty5.22
2009	Aaron WestlakeWeek 2
	Sonny GrayWeek 7
2011	Tony KempWeek 7
	Conrad GregorWeek 10
2014	Bryan ReynoldsWeek 1
2015	Kyle WrightWeek 8
	Jeren KendallWeek 10
2017	Drake FellowsWeek 4
2018	Jayson GonzalezWeek 5
	Austin MartinWeek 10
2019	Kumar RockerWeek 9
2020	Jack LeiterWeek 2
2021	Jack BulgerWeek 9
2022	Davis DiazWeek 3
	Carter HoltonWeek 5
	Carter HoltonWeek 12
2023	Chris MaldonadoWeek 7
2024	Camden KozealWeek 3

SEC Newcomer of the Week

2021	Carter YoungWeek 7
	Jack LeiterWeek 13

Drafted Commodores

1 • Vanderbilt is one of only three universities in the nation to produce multiple No. 1 picks (David Price in 2007 and Dansby Swanson in 2015).

1991 • At least one Commodore has been drafted every year since 1991 with more than 150 players signing professional contracts.

106 • The Commodores have produced 106 picks in the first 10 rounds of the MLB Draft.

152 • Vanderbilt leads all schools with 152 players selected in the MLB Draft since 2003

MLB Draft First-Round Selections

2023			
Enrique Bradfield Jr. • OF	BAL	1st (17th)	

2022			
Kumar Rocker • RHP	TEX	1st (3rd)	
Spencer Jones • OF	NYN	1st (25th)	

2021			
Jack Leiter • RHP	TEX	1st (2nd)	
Kumar Rocker • RHP	NYM	1st (10th)	

2020			
Austin Martin • 3B	TOR	1st (5th)	

2019			
JJ Bleday • OF	MIA	1st (4th)	

2017			
Kyle Wright • RHP	ATL	1st (5th)	
Jeren Kendall • OF	LAD	1st (23rd)	

2016			
Jordan Sheffield • RHP	LAD	1st (36th)	

2015			
Dansby Swanson • SS	ARI	1st (1st)	
Carson Fulmer • RHP	CHW	1st (8th)	
Walker Buehler • RHP	LAD	1st (24th)	

2014			
Tyler Beede • RHP	SF	1st (14th)	

2011			
Sonny Gray • RHP	OAK	1st (18th)	
Grayson Garvin • LHP	TB	1st (59th)	

2009			
Mike Minor • LHP	ATL	1st (7th)	

2008			
Pedro Alvarez • 3B	PIT	1st (2nd)	
Ryan Flaherty • SS	CHC	1st (41st)	

2007			
David Price • LHP	TB	1st (1st)	
Casey Weathers • RHP	COL	1st (8th)	

2004			
Jeremy Sowers • LHP	CLE	1st (6th)	
1998			
Clinton Johnston • LHP	PIT	1st (15th)	

1997			
Glenn Davis • 1B	LAD	1st (24th)	

1985 (June Regular Phase)			
Joey Cora • SS	SD	1st (23rd)	

1976 (January Secondary Phase)			
David Tyler • 3B	BOS	1st (9th)	

1974 (June Regular Phase)			
Ted Shipley • SS	MIN	1st (14th)	

1973 (June Secondary Phase)			
Doug Wessel • RHP	BAL	1st (6th)	

1973 (January Secondary Phase)			
Doug Wessel* • RHP	NYM	1st (11th)	

MLB Draft Selections

2024			
Bryce Cunningham • RHP	NYN	2nd	
Carter Holton • LHP	ATL	2nd	
Greysen Carter • RHP	NYN	5th	
Andrew Dutkanych IV • RHP	STL	7th	
Davis Diaz • INF	OAK	8th	
Devin Futrell • LHP	BOX	10th	
Alan Espinal • C	COL	11th	

2023			
Enrique Bradfield Jr. • OF	BAL	1st (17th)	
Hunter Owen • LHP	KC	4th	
Patrick Reilly • RHP	PIT	5th	
Nick Maldonado • RHP	MIA	8th	
Thomas Schultz • RHP	WAS	9th	
RJ Schreck • OF	SEA	9th	
Grayson Moore • RHP	CHC	14th	

2022			
Kumar Rocker • RHP	TEX	1st (3rd)	
Spencer Jones • OF	NYN	1st (25th)	
Dominic Keegan • UTL	TB	4th	
Chris McElvain • RHP	CIN	8th	
Javier Vaz • OF	KC	15th	
Carter Young • SS	BAL	17th	

2021			
Jack Leiter • RHP	TEX	1st (2nd)	
Kumar Rocker • RHP	NYM	1st (10th)	
Luke Murphy • RHP	LAA	4th	
CJ Rodriguez • C	OAK	5th	
Hugh Fisher • LHP	ARI	10th	
Jayson Gonzalez • 3B	CHW	17th	
Dominic Keegan* • 1B	NYN	19th	

2020			
Austin Martin • 3B	TOR	1st (5th)	
Tyler Brown • RHP	HOU	3rd	
Jake Eder • LHP	MIA	4th	
Mason Hickman • RHP	CLE	5th	

2019			
JJ Bleday • OF	MIA	1st (4th)	
Drake Fellows • RHP	SD	6th	
Philip Clarke • C	TOR	9th	
Ethan Paul • SS	PIT	9th	
Stephen Scott • OF	BOS	10th	
Zach King • LHP	MIA	13th	
Jackson Gillis • LHP	MIL	13th	

Joe Goblilot • LHP	TB	16th	
AJ Franklin • LHP	KC	17th	
Patrick Raby • RHP	CIN	17th	
Pat DeMarco • OF	NYN	17th	
Ty Duvall* • C	OAK	25th	
Julian Infante • 1B	MIA	36th	

2018			
Connor Kaiser • SS	PIT	3rd	
Reid Schaller • RHP	WAS	3rd	
Chandler Day • RHP	WAS	7th	
Maddux Conger • RHP	DET	22nd	
Justin Wilson • RHP	NYN	23rd	
Alonzo Jones • OF	OAK	25th	
Ethan Paul* • SS	PIT	26th	
Stephen Scott* • OF	MIA	31st	

2017			
Kyle Wright • RHP	ATL	1st (5th)	
Jeren Kendall • OF	LAD	1st (23rd)	
Will Toffey • 3B	OAK	4th	
Jason Delay • C	PIT	4th	
Collin Snider • RHP	KC	12th	
Reed Hayes • RHP	BAL	13th	
Matt Ruppenthal • RHP	HOU	17th	
Ro Coleman • OF	DET	34th	

2016			
Jordan Sheffield • RHP	LAD	1st (36th)	
Ben Bowden • LHP	COL	2nd	
Bryan Reynolds • OF	SF	2nd	
Jason Delay* • C	SF	11th	
John Kilichowski • LHP	STL	11th	
Will Toffey* • 3B	BAL	25th	

2015			
Dansby Swanson • SS	ARI	1st (1st)	
Carson Fulmer • RHP	CHW	1st (8th)	
Walker Buehler • RHP	LAD	1st (24th)	
Philip Pfeifer • LHP	LAD	3rd	
Rhett Wiseman • OF	WAS	3rd	
Xavier Turner • 3B	TEX	3rd	
Tyler Ferguson • RHP	TEX	6th	
Zander Wiel • 1B	MIN	12th	
John Kilichowski* • LHP	CHC	39th	

2014			
Tyler Beede • RHP	SF	1st (14th)	
Adam Ravenelle • RHP	DET	4th	
Vince Conde • SS	NYN	9th	
Jared Miller • LHP	ARI	11th	
Brian Miller • RHP	TB	15th	

2013			
Kevin Zimek • LHP	DET	2nd	
Conrad Gregor • 1B	HOU	4th	
Tony Kemp • 2B	HOU	5th	
Connor Harrell • OF	DET	7th	
Spencer Navin • C	LAD	11th	
MikeYastrzemski • OF	BAL	14th	

2012			
Sam Selman • LHP	KC	2nd	
Drew VerHagen • RHP	DET	4th	
Anthony Gomez • SS	MIA	6th	
Will Clinard • RHP	DET	19th	
Mike Yastrzemski* • OF	SEA	30th	
Connor Harrell* • OF	DET	31st	

2011			
Sonny Gray • RHP	OAK	1st (18th)	
Grayson Garvin • LHP	TB	1st (59th)	
Jason Esposito • 3B	BAL	3rd	
Jack Armstrong • RHP	HOU	3rd	
Aaron Westlake • 1B	DET	3rd	
Corey Williams • LHP	MIN	3rd	
Taylor Hill • RHP	WAS	6th	
Mark Lamm • RHP	ATL	6th	
Curt Casali • C	DET	10th	
Navery Moore • RHP	ATL	14th	
Will Clinard* • RHP	MIN	30th	
Joe Loftus • OF	ARI	46th	

2010			
Drew Hayes • RHP	CIN	11th	
Aaron Westlake* • 1B	TOR	22nd	
Taylor Hill* • RHP	CLE	30th	
Russell Brewer • RHP	COL	31st	
Andrew Giobbi • C	SEA	32nd	
Chase Reid • RHP	STL	41st	

2009			
Mike Minor • LHP	ATL	1st (7th)	
Caleb Cotham • RHP	NYN	5th	
Nick Christiani • RHP	CIN	13th	
Steven Liddle • OF	MIN	15th	
Drew Hayes* • RHP	SEA	22nd	
Jonathan White • OF	ARI	40th	

2008			
Pedro Alvarez • 3B	PIT	1st (2nd)	
Ryan Flaherty • SS	CHC	1st (41st)	
Brett Jacobson • RHP	DET	4th	
Dominic de la Osa • 2B	MIN	11th	
David Macias • OF	CHC	19th	
Shea Robin • C	HOU	20th	
Nick Christiani* • RHP	CLE	32nd	
Alex Feinberg • 2B	COL	43rd	

2007			
David Price • LHP	TB	1st (1st)	
Casey Weathers • RHP	COL	1st (8th)	
Dominic de la Osa* • OF	DET	10th	
Cody Crowell • LHP	TOR	14th	
Ty Davis • RHP	ARI	22nd	
Tyler Rhoden • RHP	CIN	22nd	
Jonathan White* • OF	MIL	24th	
Stephen Shao • LHP	COL	26th	

2006			
Matt Buschmann • RHP	SD	15th	
Brian Hernandez • C	SD	19th	
Casey Weathers* • RHP	DET	25th	
Greg Moviel • LHP	SEA	26th	

2005			
Jensen Lewis • RHP	CLE	3rd	
Ryan Mullins • LHP	MIN	3rd	
Mike Baxter • OF	SD	4th	
Jeff Sues • RHP	PIT	5th	
Ryan Rote • RHP	CWS	5th	
Warner Jones • 2B	DET	17th	
Tony Mansolino • 3B	PIT	26th	
Antoan Richardson • OF	SF	35th	

Drafted Commodores

2004

Jeremy Sowers • LHP	CLE	1st (6th)
Cesar Nicolas • 1B	ARI	5th
Ryan Klosterman • SS	TOR	5th
Antoan Richardson* • OF	ARI	13th
Jeff Sues* • RHP	CLE	14th
Jonathan Douillard • C	CHC	28th
Ryan Rote* • RHP	NYN	37th

2003

Robert Ransom • RHP	CHC	23rd
---------------------	-----	------

2002

Karl Nonemaker • OF	PHI	20th
Sean Luellwitz • 1B/C	ARI	28th

2001

Ashley Freeman • 3B	ARI	19th
---------------------	-----	------

2000

Andy Beal • LHP	NYN	5th
Damon Yee • RHP	HOU	28th

1999

Matt Kata • OF	ARI	9th
Mike Byrd • RHP	CLE	35th

1998

Clinton Johnston • LHP	PIT	1st (15th)
Bert Snow • RHP	OAK	10th
Josh Adeeb • OF	BOS	24th
Tyodus Meadows • OF	CHC	27th

1997

Glenn Davis • 1B	LAD	1st (24th)
------------------	-----	------------

1996

Josh Paul • OF	CWS	2nd
Phil Haigler • RHP	MIN	25th

1995

Phil Haigler* • RHP	NYN	49th
---------------------	-----	------

1994

Nick Morrow • OF	CIN	30th
------------------	-----	------

1993

Vee Hightower • OF	CHC	3rd
Greg Thomas • 1B	CLE	9th
Gabe Whatley • OF	CHC	12th
Alan Purdy • SS	PIT	20th
William Daunic • 1B	TOR	25th

1992

Jeff Martin • C	BOS	22nd
-----------------	-----	------

1991

Steve Sadecki • RHP	TEX	6th
JoJo Smith • LHP	LA	18th
Charles Sullivan • 2B	TEX	27th

1989

Jim Heins • RHP	DET	23rd
-----------------	-----	------

1988

Jeff Hoffman • RHP	NYN	14th
Kyle Balch • RHP	KC	15th
Jim Heins* • RHP	PIT	16th

1987

Bud Adams • RHP	KC	9th
Kyle Balch* • RHP	CAL	10th
Archie Smith • LHP	KC	13th
David Joiner • 3B/OF	NYN	37th

1986 (June Regular Phase)

Mark Ambrose • RHP	MIL	2nd
--------------------	-----	-----

1985 (June Regular Phase)

Joey Cora • SS	SD	1st (23rd)
Abbie Woyce • RHP	KC	23rd

1984 (June Regular Phase)

Jeff Edwards • LHP	LAD	7th
Tom Wasilewski • RHP	TOR	9th

1983 (June Regular Phase)

Marlon Hubbard • RHP	SD	15th
----------------------	----	------

1982 (June Regular Phase)

Brian Farley • RHP	STL	6th
Erez Borowsky • C	MIN	13th

1981 (June Regular Phase)

Steve Chmil • SS	ATL	17th
------------------	-----	------

1980 (June Regular Phase)

Scotti Madison • C	MIN	3rd
--------------------	-----	-----

1979 (June Regular Phase)

Scotti Madison* • C	SF	10th
Jack Nuismer • RHP	CLE	15th

1978 (June Regular Phase)

Michael Wright • OF	DET	9th
Ricky Kittrell • LHP	SF	16th

1977 (June Regular Phase)

Scott Sanderson • RHP	MON	3rd
Steve Lane • LHP	STL	37th

1976 (January Secondary Phase)

David Tyler • 3B	BOS	1st (9th)
------------------	-----	-----------

1975 (January Secondary Phase)

Rick Duncan • C	MIN	2nd
-----------------	-----	-----

1975 (June Regular Phase)

Gene Menees • 3B	SD	14th
------------------	----	------

1974 (June Regular Phase)

Ted Shipley • SS	MIN	1st (14th)
------------------	-----	------------

1973 (June Secondary Phase)

Doug Wessel • RHP	BAL	1st (6th)
-------------------	-----	-----------

1973 (January Secondary Phase)

Doug Wessel* • RHP	NYN	1st (11th)
--------------------	-----	------------

1973 (June Regular Phase)

Greg Collins • C	CHC	9th
Rick Rhodes • LHP	PIT	15th
John McLean • RHP	ATL	27th
Jeff Peebles • RHP	STL	37th

1972 (June Regular Phase)

Doug Wessel* • RHP	KC	4th
Mike Willis • LHP	BAL	20th

1971 (January Regular Phase)

Elliott Jones • RHP	BOS	6th
---------------------	-----	-----

1971 (June Regular Phase)

Elliott Jones • RHP	PIT	12th
James Conn • SS	LA	17th

*Did not sign and returned to Vanderbilt

Dores in the Majors (Since 1970)

Name	MLB Debut	Team(s)	Accolades
Tyler Ferguson	2024	Oakland Athletics (2024-Present)	
Jack Leiter	2024	Texas Rangers (2024-Present)	
Austin Martin	2024	Minnesota Twins (2024-Present)	
Kumar Rocker	2024	Texas Rangers (2024-Present)	
JJ Bleday	2022	Miami Marlins (2022); Oakland Athletics (2023-Present)	
Jason Delay	2022	Pittsburgh Pirates (2022-Present)	
Connor Kaiser	2022	Colorado Rockies (2023)	
Collin Snider	2022	Kansas City Royals (2022-2023), Seattle Mariners (2024-Present)	
Ben Bowden	2021	Colorado Rockies (2021)	
Jordan Sheffield	2021	Colorado Rockies (2021-2022)	
Bryan Reynolds	2019	Pittsburgh Pirates (2019-Present)	2x All-Star
Sam Selman	2019	San Francisco Giants (2019-2020; 2021), Los Angeles Angels (2021), Oakland Athletics (2022)	
Mike Yastrzemski	2019	San Francisco Giants (2019-Present)	
Tyler Beede	2018	San Francisco Giants (2018-2021; 2022), Pittsburgh Pirates (2022), Cleveland Guardians (2024-Present)	
Kyle Wright	2018	Atlanta Braves (2018-2023); Kansas City Royals (2024-pres.)	2021 World Series Champion
Walker Buehler	2017	Los Angeles Dodgers (2017-Present)	2x World Series Champion (2020, 2024), 2x All-Star
Matt Buschmann	2016	Arizona Diamondbacks (2016)	
Carson Fulmer	2016	Chicago White Sox (2016-2019), Detroit Tigers (2020), Baltimore Orioles (2020), Cincinnati Reds (2021), Los Angeles Angels (2023-Present)	
Drew Hayes	2016	Cincinnati Reds (2016)	
Tony Kemp	2016	Houston Astros (2016-2019), Chicago Cubs (2019), Oakland Athletics (2020-2023), Baltimore Orioles (2024)	
Dansby Swanson	2016	Atlanta Braves (2016-2022), Chicago Cubs (2023-Present)	2021 World Series Champion, 2x Gold Glove, 2x All-Star
Caleb Cotham	2015	New York Yankees (2015), Cincinnati Reds (2016)	
Curt Casali	2014	Tampa Bay Rays (2013-2017), Cincinnati Reds (2018-2020; 2023), San Francisco Giants (2021-2022; 2024-Present); Seattle Mariners (2023)	
Taylor Hill	2014	Washington Nationals (2014-2015)	
Drew VerHagen	2014	Detroit Tigers (2014-2019), St. Louis Cardinals (2022-2023)	
Nick Christiani	2013	Cincinnati Reds (2013-2014)	
Sonny Gray	2013	Oakland Athletics (2013-2017), New York Yankees (2017-2018), Cincinnati Reds (2019-2021), Minnesota Twins (2022-2023), St. Louis Cardinals (2024-Present)	3x All-Star
Ryan Flaherty	2012	Baltimore Orioles (2012-2017), Atlanta Braves (2018), Cleveland Indians (2019)	
Antoan Richardson	2011	Atlanta Braves (2011), New York Yankees (2014)	
Pedro Alvarez	2010	Pittsburgh Pirates (2010-2015), Baltimore Orioles (2016-2018)	1x All-Star, 1x Silver Slugger
Mike Baxter	2010	San Diego Padres (2010), New York Mets (2012-2013), Los Angeles Dodgers (2014), Chicago Cubs (2015)	
Mike Minor	2010	Atlanta Braves (2010-2014), Kansas City Royals (2017, 2021), Texas Rangers (2018-2020), Oakland Athletics (2020), Cincinnati Reds (2022)	1x All-Star
David Price	2008	Tampa Bay Rays (2008-2014), Detroit Tigers (2014-2015), Toronto Blue Jays (2015), Boston Red Sox (2016-2019), Los Angeles Dodgers (2021-2022)	2018 World Series Champion, 2012 Cy Young, 5x All-Star
Jensen Lewis	2007	Cleveland Indians (2007-2010)	
Jeremy Sowers	2006	Cleveland Indians (2006-2009)	
Matt Kata	2003	Arizona Diamondbacks (2003-2005), Philadelphia Phillies (2005), Pittsburgh Pirates (2007), Texas Rangers (2007), Houston Astros (2009)	
Josh Paul	1999	Chicago White Sox (1999-2003), Chicago Cubs (2003), Anaheim Angels (2004), Los Angeles Angels (2005), Tampa Bay Devil Rays (2006-2007)	
Joey Cora	1987	San Diego Padres (1987-1990), Chicago White Sox (1991-1994), Seattle Mariners (1995-1998), Cleveland Indians (1998)	1x All-Star
Scotti Madison	1985	Detroit Tigers (1985-1986), Kansas City Royals (1987-1988), Cincinnati Reds (1989)	
Scott Sanderson	1978	Montreal Expos (1978-1983), Chicago Cubs (1984-1989), Oakland Athletics (1990), New York Yankees (1991-1992), California Angels (1993; 1995-1996), San Francisco Giants (1993), Chicago White Sox (1994)	1x All-Star
Mike Willis	1977	Toronto Blue Jays (1977-1981)	

USA Baseball

Since head coach Tim Corbin's arrival to Vanderbilt in 2003, 25 Commodores have donned the stars and stripes with four players representing the Dores on the collegiate national team in 2014, marking just the fifth time since 1980 that a school had placed four players on the collegiate national team.

Vanderbilt has placed multiple players on Team USA's collegiate national team four times with four players in 2014 (Buehler, Fulmer, Swanson and Reynolds). In 2006 and 2007, three Dores suited up for Team USA with Alvarez, Price and Weathers in 2006, and Alvarez, Flaherty and Minor in 2007. Head coach Tim Corbin led the 2006 squad that featured three Commodores. Vanderbilt placed two players on the 2022 collegiate national team with the duo of Bradfield and Holton. Holton returned to the squad in 2023. In 2024, RJ Austin was selected to the International Friendship Series roster and Miller Green, Ethan McElvain and Brennan Seiber were named to the Summer League Tour roster.

2006 Team USA

- 28-2-1 (.919)
- First USA contingent ever to win a tournament on Cuban soil.
- David Price led the pitching staff (5-1, 0.20 ERA), while Pedro Alvarez (.379, 5 HR, 43 RBI) was the top hitter.
- Team hit .300, while pitching staff sported 1.24 ERA and 10 shutouts.

Head coach Tim Corbin (2003-present)

- 2006 USA National Team Head Coach
- 2000 USA National Team Assistant Coach
- Corbin guided the national team to its then-best record ever as the team went 28-2-1, culminating with a gold medal at the World University Championships in Havana, Cuba. In 2000, Southern Cal head coach Mike Gillespie served as head coach and chose Tim Corbin as an assistant for his staff. That group won a gold medal at the World Championships in the Netherlands.

Pedro Alvarez: Years at Vanderbilt: 2006-08

- 2006-07 USA National Team
- Led USA National Team for second straight year with a .315 batting average, seven homers and 30 RBI in 2007. As a freshman in 2006, he showed no-ill effects with the wood bat and led the all-star contingent with a .379 batting average to go along with five homers, 12 doubles and 43 RBI.

RJ Austin: Years at Vanderbilt: 2023-pres.

USA National Team 2024 | Competed with Team USA in the International Friendship Series

Tyler Beede: Years at Vanderbilt: 2012-14

USA National Team 2013 | Beede became the seventh Commodore pitcher to wear the Red, White & Blue pitching in five games, three starts, going 1-1.

Enrique Bradfield Jr.: Years at Vanderbilt: 2021-2023

USA National Team 2022 | Bradfield started all seven games for the 2022 Collegiate National Team that won a bronze medal at Honkbalweek Haarlem, while tying for the team lead in runs scored with four. He ranked second on the team in walks with five, while being one of two players to steal multiple bases.

Scott Brown years at Vanderbilt: 2013-present

USA National Team 2022 | As the pitching coach for the 2022 Collegiate National Team, Brown helped guide the red, white and blue to a bronze medal at Honkbalweek Haarlem. Brown's pitching staff sported a 0.70 ERA across the seven games of action, allowing just five earned runs across 49.2 innings of work. The pitching staff struck out 62 batters, while notching shutout performances in three of their seven contests.

Tyler Brown: Years at Vanderbilt: 2018-20

USA National Team 2019 | Brown finished tied for second on the 2019 Collegiate National Team in strikeouts (12) across 8.1 innings. The right-hander earned the save in two scoreless innings against Cuba in Game 2 of the series.

Walker Buehler: Years at Vanderbilt: 2013-15

USA National Team 2014 | Buehler joined Team USA in Cuba and made one appearance for the Red, White & Blue giving up one unearned run over 6.1 innings with three strikeouts.

Jason Esposito: Years at Vanderbilt: 2009-11

USA National Team 2010 | Was a late addition to the 2010 squad but started 12 of the 14 games he played in hitting .273 with three extra-base hits and six RBI for silver-medal winning team at FISU World University Baseball Championships in Japan.

Ryan Flaherty: Years at Vanderbilt: 2006-08

USA National Team 2007 | Started predominantly at second base on the team that won a silver medal at the Pan American Games in Rio de Janeiro. Batted .270 with two homers, seven doubles and 14 RBI in 34 games (30 starts).

Carson Fulmer years at Vanderbilt: 2013-15

USA National Team 2014 | Right-hander pitched in five games, four starts, going 3-1 with a 0.73 ERA combining on two of the team's nine shutouts. He punched out 19 over 24.2 innings and allowed only 11 hits (.141 BAA). Named the No. 2 overall prospect on Team USA.

Sonny Gray: Years at Vanderbilt: 2009-11

USA National Team 2009-10 | Third Vandy pitcher in five years to be tabbed Summer Player of the Year joining David Price and Mike Minor after going 3-0 with a 0.38 ERA in five games, four starts. In 2009, he went 3-1 with a 0.75 ERA in eight appearances. Struck out 27 in 24 innings while opponents hit only .139 off him.

Miller Green: Years at Vanderbilt: 2024-pres.

USA National Team 2024 | Competed with Team USA on the Summer League Tour

Carter Holton: Years at Vanderbilt: 2022-present

USA National Team 2022-23 | The Vanderbilt southpaw pitched in two games for the 2022 Collegiate National Team, sporting a 1-0 record on the mound. Holton pitched 5.1 scoreless innings across two appearances, while striking out six batters. He picked up the win in the bronze medal game against Japan with 2.1 hitless innings. Holton made one appearance in 2023, striking out three over 1.2 innings.

USA Baseball

Jeren Kendall: Years at Vanderbilt: 2015-17

USA National Team 2016 | Played in all 19 games over the summer with the squad, hitting .290 with team-highs in triples (5) and RBI (14). Drove in a run in fifth and deciding game of series victory in Cuba.

Austin Martin: Years at Vanderbilt: 2018-20

USA National Team 2019 | Martin hit .250 for the Collegiate National Team and finished tied for second on the team with eight RBIs. He was also fourth on the team in total bases (19). Martin helped lead Team USA to a win against Chinese Taipei In Game 3, producing a three-hit, four-RBI game including swatting a home run. He started 11 of 14 games and had a hit in nine of his 12 games played.

Ethan McElvain: Years at Vanderbilt: 2024-pres.

USA National Team 2024 | Competed with Team USA on the Summer League Tour

Mike Minor: Years at Vanderbilt: 2007-09

USA National Team 2007-08 | Named Summer Player of the Year in 2008 after leading team to 24-0 record. Went 3-0 with a 0.75 ERA with 37 K's in 36 innings. Went 5-2 with 1.64 ERA and developed into team ace by the end of the summer. Struck out 37 with just four walks in 33.0 innings.

Ryan Mullins: Years at Vanderbilt: 2003-05

USA National Team 2004 | Mullins was one of five pitchers who combined to throw the first no-hitter in USA Baseball recorded history (since 1984) as the USA National Baseball Team defeated Canada, 9-0, at Durham Bulls Athletic Park June 24, 2004. Mullins pitched 2.1 innings.

David Price: Years at Vanderbilt: 2005-07

USA National Team 2005-06 | Price was the ace of the 2006 USA Baseball National Team's Gold Medal Winning squad. Finished 5-1 with a 0.20 ERA in eight starts with 61 strikeouts and only seven walks win 44.0 innings. Price was named a Summer All-American by Baseball America after a solid summer for Team USA in 2005. He went 2-0 with a 1.26 ERA in five games with 39 strikeouts and 13 walks in 28.2 innings.

Mark Prior: Years at Vanderbilt: 1999

USA National Team 1999-00

Patrick Raby: Years at Vanderbilt: 2016-19

USA National Team 2017 | Picked up three victories without allowing an earned run for the Red, White & Blue, including making the start in the opener of the 2017 tour. The sophomore tossed three innings of one-hit ball against Catawba Valley on June 22.

Bryan Reynolds: Years at Vanderbilt: 2014-16

USA National Team 2014 | After a stellar freshman season at VU, Reynolds hit .426 with three doubles and seven runs scored in 18 games, starting 16. He held down first base and multiple outfield positions for Team USA while driving in 14 runs.

Brennan Seiber: Years at Vanderbilt: 2024-pres.

USA National Team 2024 | Competed with Team USA on the Summer League Tour

Dansby Swanson: Years at Vanderbilt: 2013-15

USA National Team 2014 | Swanson manned second base for Team USA and was one of the leading hitters on the team with a .288 average in 18 games, 17 starts. He added five doubles and 14 runs while stealing three bases as the team's primary leadoff hitter. Tabbed the top position prospect on the team.

Casey Weathers: Years at Vanderbilt: 2006-07

USA National Team 2006 | Weathers was a late addition to the squad after dominating in the Alaska Summer League where he was named closer of the year. He finished his USA stint with an appearance in the gold medal game against Chinese Taipei. He pitched a total of nine innings in seven games and notched 17 strikeouts.

Brooks Webb: Years at Vanderbilt: 2017-present

USA National Team 2013-16 | As General Manager and Senior Director of Baseball Operations, Webb guided the red, white and blue to four medals internationally, winning gold in 2013 and 2015. He helped develop 13 players drafted in the top three rounds of the 2016-2018 MLB Draft, including back to back #1 overall picks (Mickey Moniak and Royce Lewis).

Kyle Wright: Years at Vanderbilt: 2015-present

USA National Team 2016 | Wright pitched in five games, including two starts, during his summer on the team going 2-0 with a 2.20 ERA.

2014 National Champions

The Commodores claimed Vanderbilt's first-ever men's national title in 2014 by winning the College World Series. The Commodores notched the program's third 50-win season (51-21) and playing in a school record 72 games. Vanderbilt hosted an NCAA Regional and Super Regional for the third time in four years. The Dores clinched a second trip to the College World Series with a Super Regional victory over Stanford after securing the NCAA Nashville Regional against Oregon with a walk-off win.

SEC Tournament (May 20-22)

Vanderbilt opened the SEC Tournament in unfamiliar territory having to play a single-elimination game against Tennessee on Tuesday morning. The Dores took an early 3-2 lead and turn the ball over to Carson Fulmer in the ninth with a one-run lead. Fulmer finds trouble immediately allowing a leadoff double to Nick Senzel and balking him over to third with no outs. The sophomore, however, finds a way out of the jam in an unbelievable way. Taylor Smart's one-hopper to Xavier Turner at third takes the VU third baseman directly into Senzel at third to tag the runner before he gets back to third for the first out. Fulmer then picks off Smart at first and strikes out Vincent Jackson to end the game. The next two games, however, do not bounce the Commodores way. LSU run rules the Dores 11-0 and Ole Miss eliminates Vandy 7-2 to send the Commodores home before the championship game for the first time since 2010.

NCAA Nashville Regional (May 30-June 1)

The Commodores host NCAA Regionals for the third time in four years with Oregon, Clemson and Xavier coming to Nashville. The Dores open against Xavier on Friday night with Tyler Beede bringing his A-game. The right-hander strikes out a career-best 14 over eight scoreless innings to get the win in an 11-0 blowout. Xavier Turner drives in three runs and John Norwood adds three hits in the win. Carson Fulmer keeps the strong Vandy pitching rolling on Saturday in the Dores' 7-2 victory. Fulmer allows two runs on three hits as VU uses a five-run fifth to down Oregon and advance to the championship game. Bryan Reynolds impacts the victory with three hits, including an RBI-single in the fifth. Walker Buehler shows up in a big way Sunday night allowing two runs on six hits with eight strikeouts to push Vanderbilt's starting pitching totals for the Regional to an amazing 25 innings, four runs, five walks, 27 strikeouts and three wins. Buehler's heroics are slightly overshadowed by Ro Coleman. The freshman delivers in a big spot in the bottom of the ninth with a bases loaded single through the left side for a walk-off win to send Vandy back to the Super Regional.

NCAA Nashville Super Regional (June 6-8)

The Commodores appear headed to Indiana for a Super Regional until Stanford stuns the Hoosiers with a walk-off home run to set up Vandy's third Super Regional at Hawkins Field in four years. Set with a rematch against the Cardinal, the Commodores get off to a fast start with 10 runs in the first three innings of the series opener. But the Cardinal storm back with six runs in the middle innings and have the tying run at the plate before the Vandy bullpen can put the game away in an 11-6 victory. With a trip to Omaha on the line on Saturday the Dores are the road team and struggle early against Stanford starter Cal Quantrill. The Stanford freshman stymies VU for seven innings before the Dores can get to the bullpen. Once in the pen, Vandy ties the game in the top of the ninth but leaves the go-ahead run at third base with the bases loaded. Wayne Taylor quickly forces a game three with a walk-off solo homer into the right-center field bleachers. Faced with an elimination game, the Commodores respond with five runs in the first inning on six hits and three stolen bases. The Cardinal bounce back to close within a run, however, and the game enters the seventh with the Dores up 6-5. Nine outs from Omaha the Commodores hammer the gas, scoring six runs over the final three innings to seal the deal and the program's second-ever trip to the College World Series. Four different Commodores record multi-hit games with Bryan Reynolds, Vince Conde and John Norwood combining to go 9-for-14 with six runs and five RBI. Hayden Stone strikes out eight over six innings to notch the win.

College World Series (June 14-25)

Back in Omaha for the second time in school history, the Commodores draw rival Louisville in the opener. The Dores claim an early lead on a wild pitch to score John Norwood from third and Dansby Swanson comes up big with a two-out, two-run double to give Vandy an early three-run lead. VU tacks on runs in the fourth and seventh to hold off a Cardinals comeback and win the opening game of the CWS. Early offense again keys the Commodores in the second game against UC Irvine with two runs in the first inning. But the Anteaters counter with four runs in the second and take a 4-2 lead into the fifth. Swanson doubles to open the frame and sparks a three-run inning to put Vandy back in front. Walker Buehler entered in the bottom of the fourth and was magnificent. The sophomore pitched 5.1 no-hit innings with seven strikeouts to earn the win as the Dores come from behind to advance in the winner's bracket. After three days off, Vanderbilt returns to action against Texas on Friday afternoon. The Longhorns are ready and shutout the Dores 4-0 behind senior Nathan Thornhill's eight strong innings. Tyler Campbell comes off the bench to start at third base and goes 2-for-3 in the loss. Vandy's second elimination game of the postseason is pushed back to the night game when the Virginia-Ole Miss game is washed out on Friday night. The Commodores scratch out a run in the first and take a 2-0 lead in the third

before Texas ties it in the fourth. The two teams head to the 10th tied 3-3. Rhett Wiseman singles with two outs in the 10th in front of Ro Coleman, who walks, and Karl Ellison, who is hit by a pitch to load the bases for Campbell. The sophomore delivers by beating out an infield single to score Wiseman from third and send the Commodores to the championship series on a walk-off. Facing off against Virginia in the finals, the Cavaliers score two runs in the first inning of game one and look to be in total control heading into the third. UVa starter Nathan Kirby strikes out Chris Harvey for his seventh straight retired batter to open the game but loses all control after that. The sophomore issues a walk before Campbell doubles to put two on for Swanson. Kirby walks four of the next five batters before an error ends his day. In his second at-bat of the inning, Campbell delivers the big blow with a three-run double down the third baseline. Suddenly up 9-2 the Commodores have to hold on for a 9-8 win with Adam Ravenelle finishing it off in the ninth. Brandon Waddell holds the Dores down in the second game of the series, tossing a complete game in the Cavs' 7-2 win. Tyler Beede hangs tough to save the bullpen with 6.2 innings of work. Again the Commodores come out hot in the team's third and final elimination game. Vandy scores a run in the first thanks to Swanson, who singles and comes around to score. Pitching on short rest in his third start of the CWS, Carson Fulmer is sharp over the first five innings for Vandy and takes a 2-0 lead into the bottom of the sixth. The Cavaliers finally get to the right-hander to tie the game but Hayden Stone enters and gets a pair of strikeouts to end the inning. John Norwood comes up with one out in the eighth inning of a tie game and does the unthinkable, blasting a solo home run over the left field wall off UVa closer Nick Howard. The home run is the first for the Commodores in over a month and just the third by any team at the CWS. The Cavaliers open the bottom of the eighth with a single and walk to chase Stone and bring in Ravenelle. The junior responds by working out of a bases loaded jam in the eighth to preserve the lead. Ravenelle finishes off Vanderbilt's first national championship with a quick 1-2-3 ninth inning with a pair of strikeouts to end it. Following the game, Dansby Swanson is named the Most Outstanding Player of the College World Series. Joining him on the CWS All-Tournament team are John Norwood, Rhett Wiseman and Tyler Campbell.

2019 National Champions

Vanderbilt brought home the program's second national title behind a historic season. The Commodores set an SEC record for wins (59) and registered the most victories for a College World Series champion in three decades. Vanderbilt took home the SEC regular season and tournament titles en route to hosting throughout the postseason.

May 22-26 – SEC Tournament – Vanderbilt starter Mason Hickman continued his dominance and right fielder JJ Bleday made history with five hits as the top-seed Commodores run-ruled No. 8-seed Auburn 11-1 in eight innings in the opener. Bleday (5-for-5) became the ninth SEC player and first since 2003 to record five hits in an SEC Tournament game. The hit total marked a career high and was the most for a Commodore at the event. The Commodores stifled Mississippi State with runners on base and made the most of their three hits, advancing to the SEC Tournament semifinals while blanking the No. 2-seed Mississippi State, 1-0. The Dores mashed three home runs and scored in four different innings en route to a 13-4 victory against No. 5-seed LSU to advance to the title game. Vanderbilt's Philip Clarke lined a bases-loaded, game-winning single into center as the top-seed Commodores overcame an eight-run deficit and walked off seventh-seeded Ole Miss 11-10 to capture the SEC Tournament title. The eight-run deficit was the second-largest overcome in an SEC Tournament game and biggest comeback in 13 seasons.

May 31-June 2 – NCAA Nashville Regional – Vanderbilt scored six times in the first three innings and received a complete game from right-hander Drake Fellows as part of an 8-2 victory against fourth-seeded Ohio State. Fellows settled down after permitting one run in each of the first two frames. The right-hander fanned nine batters across as many innings including stranding the bases loaded in the fourth with a punchout. Fellows allowed just one runner to reach scoring position over his final five innings. For a second consecutive night, top-seed Vanderbilt received a strong start on the mound, this time from freshman Kumar Rocker as the Commodores downed Indiana State 8-5. Rocker retired nine consecutive and escaped jams when needed including stranding a pair on a three-pitch strikeout in the sixth. After putting the first two aboard in the seventh, Rocker struck out consecutive batters before reliever Hugh Fisher used one pitch to induce an inning-ending groundout. Vanderbilt smacked four home runs including two from senior Julian Infante en route to capturing the NCAA Nashville Regional with a 12-1 victory against Indiana State. Vanderbilt scored five times on four hits in the sixth with the biggest coming off the bat of Ty Duvall. The junior smoked the fourth pitch from new reliever Tyler Grauer into right for a grand slam while lifting the Commodores to a five-run advantage. The Commodores scored in four straight frames between the fourth and seventh while collecting 10 hits during the stretch.

June 7-9 – NCAA Nashville Super Regional – The Duke Blue Devils struck early and often while taking advantage of Vanderbilt mishaps en route to an 18-5 win in the opener of the NCAA Nashville Super Regional. Vanderbilt right-hander Kumar Rocker struck out 19 batters and tossed the Commodores' first individual no-hitter since 1971 as part of a 3-0 victory against Duke in the NCAA Nashville Super Regional. The no-hitter was the first by any player in NCAA Super Regional action. Rocker set a Vanderbilt postseason record for strikeouts, surpassing David Price's mark of 17 against Austin Peay in 2007. The Commodores scored in each of the first five innings, highlighted by two Austin Martin home runs and a three-run long ball from Pat DeMarco en route to a 13-2 win against Duke at the NCAA Nashville Super Regional to capture a berth in the College World Series. Seniors Stephen Scott and Julian Infante struck solo homers in the fourth and fifth respectively. The Commodores totaled five homers in a game for the second time this season, upping their single-season program record to 93. The result marked the first time Vanderbilt has come back to win a super regional after dropping the opening game. The Dores were previously 0-6 but staved off elimination with a complete-game no-hitter from Kumar Rocker on Saturday to set up Sunday's showdown.

June 16-26 – College World Series – Vanderbilt's Austin Martin crushed two homers — including a two-run shot in the seventh inning — to lift the second-seeded Commodores to a 3-1 win against seventh-seeded Louisville in their College World Series opener. Martin became the first Commodore to record a multi-home run game at the College World Series. His two-run blast in the seventh unlocked a one-all tie and followed a one-out double by Julian Infante. Martin deposited his first pitch into the left field bleachers to open the scoring. It marked the first lead-off home run for any player at the College World Series since June 17, 2015. The Jacksonville, Florida, native has four homers in his past two games. Vanderbilt senior Stephen Scott crushed two home runs and right-handed freshman Kumar Rocker was elusive as the Commodores moved to within one win of advancing to the College World Series finals with a 6-3 win against Mississippi State. The Commodores struck for five runs in the fifth highlighted by a two-out, three-run homer from Scott. Vanderbilt batted around in the frame and received an RBI-double from JJ Bleday, who notched his 26th multi-hit performance and sixth three-hit game of the season. Vanderbilt's ninth-inning heroics — including the eventual game-winning RBI-double from Pat DeMarco that capped a 3-2 comeback victory against Louisville — lifted the Commodores to their third College World Series finals appearance in six seasons. Ethan Paul clubbed a game-tying RBI-double into the right field corner in the ninth, scoring JJ Bleday (walk) from first and DeMarco chopped an RBI-double down the left field line to erase a one-run deficit and put the Commodores ahead one. Paul scooped a grounder and cut down Louisville's Trey Leonard at the plate to preserve a one-run lead in the seventh. The momentum was short lived, however, as an

errant Ty Duvall throw sailed into left, tying the game, and Lucas Dunn sent a single up the middle for a 2-1 advantage. Jimmy Kerr homered for the third time in the College World Series, and Michigan beat Vanderbilt 7-4 in Game 1 of the best-of-three finals at TD Ameritrade Park. Vanderbilt spotted Michigan a 4-0 lead. But it was 4-3 after JJ Bleday hit his nation-leading 27th homer on Henry's first pitch of the sixth. It marked Bleday's first long ball since May 25 against LSU at the SEC Tournament. The junior accounted for one of the Commodores seven hits. Kumar Rocker struck out 11 while pitching 6 1/3 innings of three-hit ball, and Vanderbilt got to Michigan's shaky bullpen in a 4-1 win in Game 2 of the College World Series finals. Rocker set the tone in another in a line of strong performances. Ten of the 6-foot-4, 255-pound freshman's first 11 pitches were strikes. Michigan failed to score in the opening inning for the first time in its five CWS games and five of the first six batters struck out. Philip Clarke's ninth homer, against Angelo Smith, made it 4-0. Vanderbilt (59-12) won its second title in its four CWS appearances, all since 2011. The other one came in 2014. Mason Hickman struck out 10 in six innings and limited the Wolverines (50-22) to one hit after he gave up three in a row to start the game. Vanderbilt became the sixth national champion from the SEC since 2009 and 12th overall, second only to the 18 won by the Pac-12 and its previous iterations. At No. 2, Vandy became the highest national seed to win it all since Miami in 2001. Hickman gave up three straight singles to start the game, leading to Michigan's first run. He retired nine of the next 10, striking out six, and got out of trouble when the Wolverines loaded the bases in the fourth. He retired the last six he faced before turning the game over to Eder. Pat DeMarco sent Karl Kauffmann's hanging slider 407 feet into the left-field bleachers — his seventh homer of the season and 100th for the Commodores — to tie it at 1 in the second.

Letter Winners

Abbg, Jamie	1988-89	Castellano, Connor	2012	Fann, Drew	2009-12	Hastings, Brad	1996-97
Abraham, Joey	2015-17	Chandler, Steve	1974-77	Faulkner, Steven	2001-02	Hatcher, Ronald	2001
Adams, Bud	1986-87	Chari, Tristan	2015-16	Farese, Jason	1994-97	Hawkins, Carter	2003-07
Adeeb, Josh	1996-98	Childress, Taylor	2000-01	Farley, Brian	1982	Hawks, Sawyer	2024-pres.
Alcorta, Nick	1984	Christensen, Chris	1995-98	Fauseett, Aaron	1999	Hayes, Drew	2008-10
Alvarez, Pedro	2006-08	Christiani, Nick	2006-09	Feinberg, Alex	2005-08	Hayes, Sterling	2019-20
Allen, Greg	1981, 1984	Chmil, Steve	1980-81	Fellows, Drake	2017-19	Hazen, Cam	1985-88
Ambrose, Mark	1984, 1985	Clarke, Philip	2018-19	Fentress, Kiambu	2017-19	Heins, Jim	1986-89
Anderson, Bill	1975, 1976	Clinard, Will	2010-12	Ferguson, Tyler	2013-15	Hench, Bill	1977-80
Anderson, Jack	2022-23	Cohen, Hal	1980	Fisher, Fred	1974	Hendrickson, Robert	1972-73
Anglea, Jim	1976	Coleman, Ro	2014-17	Fisher, Hugh	2018-21	Hernandez, Brian	2005-06
Arias, Ivan	2023	Colley, Reed	1997-98	Flaherty, Regan	2010	Hewett, Calvin	2021-24
Armstrong, Jack	2009-11	Collinge, Cory	1985	Flaherty, Ryan	2006-08	Hibbett, Jim	1974
Austin, RJ	2023-active	Collins, Greg	1971-73	Flower, George	1982-85	Hickman, Mason	2018-20
Bachman, Ryan	1994-96	Conde, Vince	2012-14	Flubacker, Kyle	1999-01	Higgins, Bob	1970
Bailey, Shay	1997	Conger, Maddux	2016-18	Ford, Joe	1973	Hightower, Vegrin	1990-93
Balch, Kyle	1985-88	Conn, Jimmy	1970-71	Franklin, AJ	2018-19	Hill, Taylor	2008-11
Barbao, Joe	1993-94	Cook, Zach	2000	Freeman, Ashley	2000-01	Hilliard, Alex	2008-09
Barci, Colin	2024-pres.	Cooper, Will	2012-14	Freer, Bryant	1987-90	Hindy, Mark	1992-95
Bates, Doug	1970, 1973	Copenhaver, Nik	2024	French, Brad	2005-08	Hliboki, Sam	2020-24
Baxter, Mike	2004-05	Cora, Joey	1983-85	Fridrich, Chip	1987-90	Hobbs, Ryan	1995-97
Beal, Andy	1998-2000	Cordova, Deegan	2024-pres.	Fulmer, Carson	2013-15	Hoerman, Tom	1983-84
Becker, Austin	2019	Cotham, Caleb	2008-09	Fulton, Bob	1985-86	Hoffman, Jeff	1988
Becker, Will	2003	Coyne, Mike	1972-75	Futrell, Devin	2022-24	Hogan, Matt	2019-21
Bedwell, Rob	2000-01	Craighead, Todd	1986	Gagliano, Paul	1977-78	Holbrook, Cooper	2023-24
Beede, Tyler	2012-14	Cronk, Adam	2005-08	Gamble, Kevin	1998	Holcomb, Braden	2024-pres.
Bennett, Dean	2001-02	Crowell, Cody	2005-07	Ganick, Nick	1976-77	Holt, Rick	1988-91
Berkwich, Nelson	2021-22	Curtin, Tom	1974	Garcia, Martin	1974-75	Holton, Carter	2022-24
Betourne, Cameron	2005-07	Cunningham, Bryce	2022-24	Garrett, Miles	2021	Horn Jr., David	2023-24
Bierman, Sean	2008-09	Cunningham, Jason	2007-08	Garrison, David	1982	Hovey, Lars	1984
Billings, Eric	2002	Daniels, David	1992-95	Garvin, Grayson	2009-11	Howard, Matt	1980-83
Blackburn, Mike	1983	Darling, Scott	1983-84	Garza, Aaron	2004-05	Howard, Steve	1980
Blaylock, Garrett	2018	Daunic, Willy	1990-93	Geshke, Kevin	1998-01	Hubbard, Marlon	1980-83
Bleday, JJ	2017-19	Davis, Cooper	2018-21	Giannola, Rick	1994-97	Huesman, Levi	2024-pres.
Bledsoe, Hunter	1997, 1999	Davis, Glenn	1995-97	Gibbs, Jim	1981-84	Huff, Chance	2019-20
Blue, Adam	2000-01	Daivs, Jayden	2024-pres.	Gillis, Jackson	2017-19	Hughes, Zack	1995-96
Blumberg, Maury	1979, 1982	Davis, Ryan	2005-07	Ginther, Ryan	2022-pres.	Humphrey, Jacob	2024-pres.
Bode, Mark	1970-73	Davis, Ty	2005-07	Giobbi, Andrew	2007-10	Hunt, Sam	2022
Bohannon, Brad	1994	Day, Chandler	2016-18	Gleason, Peter	1985	Infante, Julian	2016-19
Bond, Will	1989	deAngelis, Larry	1979-80	Gleason, Rich	1980-81	Jackson, Hardie	1984-85
Borchert, Bill	1977	DeFrance, Charles	1980-82	Gobillot, Joe	2019	Jackson, Joey	1985-87
Borland, Drew	1998-2000	DeMarco, Pat	2018-19	Godfrey, Ryan	2003	Jacobson, Brett	2006-08
Borowsky, Erez	1981-82	de la Osa, Dom	2005-08	Goldis, Eric	1993-94	Jahnke, Don	1980-81
Boulanger, Greg	1986-87	Del George, Greg	2005-06	Gomez, Anthony	2010-12	Jefcoat, Mark	1995
Boutwell, Jeff	2003-04	Delay, Jason	2014-17	Gonzalez, Jayson	2018-19, 2021	Jenkins, Jimmy	1979
Boyett, Chuck	1969-72	Diaz, Davis	2022-24	Goodenow, Richie	2008-10	Jennings, Nelson	1977-80
Bowden, Ben	2014-16	Diehl, Aaron	1999	Gooch, Mike	1970	Johns, Bryan	2010-11
Bradfield Jr., Enrique	2021-23	Dill, Justin	1997-98	Gordon, Rob	2022	Johnson, David	1998
Bradley, Gage	2021-22	Dison, Steve	1978-79	Govedarcia, Ted	1975-78	Johnson, Ryan	2015-16
Brecht, Tim	1983-84	Ditto, Adam	1999	Graf, Scott	1985-87	Johnson, Will	2011-12
Brewer, Alex	2017	Donahoo, Duane	1970-73	Graham, Jeff	1984-85	Johnston, Clinton	1996-98
Brewer, Russell	2008-10	Doolin, Michael	2020-23	Gray, Sonny	2009-11	Joiner, David	1984-87
Broadus, Chris	2001-02	Douillard, Jonathan	2001-04	Green, Miller	2024-pres.	Jones, Alonzo	2016-18
Brown, Aaron	2018	Duke, Alvin	1996-99	Green, Tyler	2015-16	Jones, Carlton	1991-92
Brown, Ryan	1995-96	Duncan, Rick	1972-75	Greene, Jimbo	1986	Jones, Elliott	1970
Brown, Tyler	2018-20	Dutkanych IV, Andrew	2023-24	Greene, Steve	1990-92	Jones, Spencer	2020-22
Brown, Watson	1972	Duvall, Ty	2017-20	Gregor, Conrad	2011-13	Jones, Warner	2003-05
Buehler, Walker	2013-15	Dyer, K.C.	2000-01	Gregory, Wayne	1975-78	Jordan, Todd	1995-96
Buher, Guy	1977-78	Dykes, Jimmy	1995-98	Griffin, Tom	1984-85	Justice, Matt	1990
Buice, Deron	1987	Eder, Jake	2018-20	Grisanti, Walker	2016-19	Kairit, Brant	1992-95
Bulger, Jack	2021-24	Edwards, Jeff	1982-84	Groner, Tim	1985	Kaiser, Connor	2016-18
Burger, Steve	1972, 1974	Ekstrom, Duke	2024	Guth, Luke	2024-pres.	Kaiser, Erik	2018-20
Burns, Gary	1980-81	Elliott, Bump	1992-95	Haigler, Phillip	1995-96	Kata, Matt	1997-99
Buschmann, Matt	2003-06	Elliott, Jason	1992-95	Hamilton, RJ	2024-pres.	Kaye, John	2001-03
Byrd, Mike	1997-99	Elliott, Justin	2002	Hanks, Parker	2006-08	Keegan, Dominic	2019-22
Cabrera, Ulises	2000-01	Elliott, Mark	1977-80	Hansen, Brett	2021-22	Keenan, Ryan	2020
Cafaro, Rocco	1992	Ellison, Karl	2014-16	Hardin, Bill	1973-76	Kemp, Tony	2011-13
Callahan, Jeff	1988-89	Ellison, Mickey	1990-93	Harrell, Connor	2010-13	Kendall, Jeren	2015-17
Campbell, Tyler	2013-16	Espinal, Alan	2021-24	Harris, Andrew	2010-13	Kern, Greg	1980
Carrier, Derek	1976	Esposito, Jason	2009-11	Harris, Brian	2007-10	Key, Lewis	1975-76
Carroll, Adams	1970-71	Estep, Steve	1970-72	Harris, Robert	1976-79	Kilichowski, John	2014-16
Carter, Greysen	2022-24	Evans, Donye	2021-22	Harrison, Bob	1970	Kim, Gil	2003-05
Casali, Curt	2008-11	Everett, Donny	2016	Harvey, Chris	2012-14	King, Bart	1989-90
Casas, Gavin	2021-22	Fair, Doug	1982-83	Harvie, Brad	1986-87	King, Zach	2017-19

Letter Winners

Kittrell, Rickey	1976-78	Meingasner, Matt.....	2006	Ransom, Robert.....	2001-03	Smith, JoJo.....	1989-91
Kleinschrodt, Bill	2004-05	Menees, Gene	1974-75	Ravenelle, Adam.....	2012-14	Smith, Kyle.....	2013-16
Klippenstein, Kelly	1986	Miller, Brian.....	2012-14	Ray, Harrison	2017-20	Smith, Robert	1986-88
Klosterman, Ryan	2003-04	Miller, Jared	2012-14	Reasonover, Jerry	1971-72	Smith, Scott.....	1995-96
Kodali, Devan	2023-24	Minor, Mike	2007-09	Redovian, Jim	1987-88	Smith, Tim	1987-88
Kolinsky, Keenan.....	2011-13	Monroe, Mark	1990	Reese, Brad	1989-93	Snider, Collin	2015-17
Kolwyck, Tate.....	2019-22	Montgomery, Ryan	1994-95	Reese, Charlie	1981-84	Snow, Bert	1996-98
Kozeal, Camden.....	2024	Moore, Grayson.....	2021-23	Regen, Colton.....	2022-24	Solomon, Tyler	2018
Kranzler, Alex	2024-pres.	Moore, Mike	1975	Reid, Chase	2008-10	Sowers, Jeremy	2002-04
Kropf, Andy	1997-00	Moore, Navery	2009-11	Reilly, Patrick	2021-23	Spagnuolo, Brendan	2015
Kropf, Mickey	2003-04	Moore, Tom.....	1973	Reynolds, Bryan.....	2014-16	St. Luce, Kellen	2008
Kruchten, Mark	1987-91	Morrissey, Dan	1981	Reynolds, Riley	2009-12	Stamps, Joe.....	1979-81
Lamm, Mark	2008-11	Morissey, Mike	1989-92	Rhoden, Tyler	2004, 2006-07	Stavnes, Paul	1996
Lane, Steve	1975-78	Morrow, Joe	1989-91	Rhodes, Ricky	1971-75	Steele, Evan	2016
LaNeve, Troy.....	2020-24	Morrow, Nick	1991-94	Rice, Steven	2011-14	Stefiuk, Ryan	2021
Lanius, Roby	1977	Moviel, Greg.....	2004-06	Richardson, Antoan.....	2004-05	Stempel, Paul	2001-02
Larkin, Ronnie	1983	Moynihan, Matt	1993-95	Robin, Shea.....	2005-08	Stone, Hayden	2014-16
Latimer, Bob	1973-76	Muckerheide, Todd	1987-90	Robbins, Jason	1992-95	Stone, Ken	1970
Lawson, Donald	1981-1982, 1984	Mullins, Ryan	2003-05	Roberts, John	1986	Stoner, Jim	1978
Lee, Josh	2011	Mundy, Joey	2015	Robertson, Cliff.....	1975-76	Stover, Bob	1970-71
Leiter, Jack	2020-21	Murfee, Penn.....	2015-17	Robertson, Jerry.....	1975-77	Stover, Paxon	2017-18
Leonard, Ernie	1973-76	Murphy, Luke	2020-21	Robinson, Ethan	2024-pres.	Stricker, Dan	1999
Lewis, Jensen	2003-05	Murray, Mark	1993-94	Rocker, Kumar	2019-21	Stubbs, Cam	1981-82
Lewis, Ryan	1997	Muto, Kaito.....	2024	Rodriguez, CJ	2020-21	Sues, Jeff.....	2002-05
Liddle, Steven.....	2008-09	Navin, Spencer	2011-13	Rogers, JD	2022-pres.	Sullivan, Charlie	1991
Lind, Sam	2011	Nenad, David	1980-81	Rogers, Nolan	2014-16	Swanson, Dansby	2013-15
Lipscomb, Brant	1972-73	Newell, Scott	1989-92	Romero Jr., Maxwell	2020-21	Taylor, Bruce	1984-85
Lipton, Kurt	2006-07	Nicolas, Cesar	2001-04	Rote, Ryan	2004-05	Taylor, Rucker.....	2003-06
Little, Christian	2021-22	Nicolich, Bob	1983-84	Ruppenthal, Matt	2015-17	Teague, Nate	2024-pres.
Little, Jeff.....	1999-02	Nielsen, Bart	1991-94	Rutledge, Brooks	2000-01	Terry, Kyle.....	1976
Loftus, Joe	2009-11	Noland, Parker	2020-23	Sabino, Liam	2015-16	Thomas, Greg	1991-93
Logan, Scott.....	1988-90	Nonemaker, Karl	1999-2002	Sadecki, Steve	1989-91	Thomas, Isaiah	2019-21
Love, Jeff.....	1970-71	Norwood, John	2012-14	Sahagian, Bill	1976-78	Thompson, Alex.....	1970
Luellwitz, Sean	1999-02	Nuismer, Jack	1976-79	Sandborn, Michael	2017-18	Thompson, JD.....	2023-pres.
Luna, D.J.	2012-13	Nurkka, Hal	1983-84	Sanderson, Scott.....	1976-77	Tinsley, Steve.....	1972-75
Lupo, Jack.....	2011-13	O'Dowd, Jack	2021	Sands, Craig.....	1994-95	Toffey, Will	2015-17
Luten, Sam	1978-79	Olvey, Bill	1981-83	Schabes, Bob	1986-89	Trenning, Jeff	1983-85
Macias, David	2005-08	Ortiz, Gabe	2009	Schaller, Reid	2018	Turnbull, John	1988-91
Madison, Scotti.....	1977-80	Ortiz, Ray.....	1995-96	Schifman, Jim.....	1987-90	Turner, Tim	1981-82
Magrans, Kyle.....	2022	Ossenfort, Matt	2024	Schley, Steve	1979	Turner, Xavier	2013-14
Malcom, John.....	2019	Ott, Mike	1981	Schoell, Nathan	1993	Tuizer, David.....	1997
Maldonado, Chris.....	2023-pres.	Owen, Blake.....	2003-04	Schreck, RJ	2023	Tyler, Steve.....	1975
Maldonado, Nick.....	2020-23	Owen, Hunter	2021-23	Schulte, Vance	1986-87	Valente, Lou	1992-93
Mallory Jr., Kenny	2022	Palmore, Wayne	1972-74	Schultz, Thomas.....	2020-23	Vanderhoff, Scott	1999-2002
Malloy, Justyn-Henry	2019-20	Parke, John.....	1985-86	Schulz, Jakob	2024-pres.	Vastine, Jonathan.....	2022-pres.
Malmo, Dede.....	1986-88	Parker, Carl	1986	Schwartz, Steven.....	2008	Vaughn, Matt	2000-01
Manley, Dickey.....	1974	Parker, Drake	2015	Scoggins, Bob	1986-87	Vaz, Javier	2021-22
Manning, Joey	2008-09	Patton, Benton	1985	Scott, John	2002-03	Velazquez, Ray	2023-24
Mansolino, Tony	2002-05	Paul, Ethan	2016-19	Scott, Stephen.....	2016-19	Velez, Jeff.....	1993-94
Manson, Marvin	1974-77	Paul, Josh	1994-96	Scott, Worth.....	2001-04	VerHagen, Drew	2012
Manton, Jason	1992	Pauly, William	2003	Seiber, Brennan	2024-pres.	Wagner, Michael	2004-05
Marquis, Matt.....	2009	Pecoraro, T.J.	2011-14	Selman, Sam	2010-12	Wallace, David	1999-2001
Martin, Austin	2018-20	Peeples, Jeff	1970-73	Seretti, Giovanni	2003	Wallace, Nick	2000
Martin, Jeff.....	1990-92	Pendley, Tom	1992-93	Seybt, Paul	1995-98	Wallace, Sam	1970-72
Mascolo, Mark.....	1983	Pfeifer, Philip	2012-13, 2015	Shao, Stephen	2004	Wasilewski, Tom	1982-84
Maultsby, Chris.....	1999-2002	Pike, Mike	1977-80	Shapiro, Scott	2002	Weathers, Casey	2006
Maziarka, Mike	1986-87	Pilkington, Nick	2003-04	Shearer, Doug.....	1986	Weatherspoon, Kenny.....	1986
McCarty, Aubrey	2015	Pittaro, CJ	2021	Sheffield, Jordan.....	2015-16	Wells, Greg	1979-81
McCarthy, Mike	1979-81	Placenti, Ron	1974-75	Shipley, Ted	1972-74	Welp, David.....	1995-96
McClure, Alex	2009	Polk, Matthew	2022-24	Shiverick, Bill	1983-86	Wessel, Doug	1970-73
McClure, Michael	2002	Popovich, Brian	1988	Shoemaker, Brad.....	1989-90	West, Rick.....	1994-95
McCullough, Clayton	1999	Poteet, Logan	2023-24	Sholl, Kenny.....	1976-77	Westlake, Aaron.....	2008-11
McDonnough, Matt.....	1993-94	Powell, Tommy.....	1970-73	Simpson, Zach	2002-04	Whately, Gabe.....	1992-93
McElvain, Chris.....	2020-22	Prather, Stephen	1998-2000	Sims, Tommy.....	1983	Whipple, Boomer	1992-95
McElvain, Ethan	2024-pres.	Price, David.....	2005-07	Skaggs, Mike	1987-90	White, DeWayne	1979
McGarry, Matt	2016-17	Prince, Justin	1999	Skibitsky, Jeff	1998	White, Ed	1971-73
McGill, Ronnie.....	1990-93	Prince, Travis	1996-98	Skillman, Kyle	1998	White, Jonathan	2006-09
McGraner, Matt	2003-04	Prior, Mark	1999	Skinner, Chris	1981-85	Whitt, Cody	1978-79
McKeithan, Joel	2011-13	Prothro, John	2000-02	Skinner, David	1980-82	Wiel, Zander.....	2013-15
McKenzie, T.J.	2020-23	Purdy, Alan	1990-93	Smith, Archie	1985-87	Wierciszewski, Mark	1990-91
McLean, John	1970-73	Puskarich, Darren	1983	Smith, Christian.....	2022	Wiles, Ed	1974-77
McLochlin, Mike	1988-90	Raby, Patrick.....	2016-19	Smith, Ethan	2019-21	Williams, Corey	2010-11
McPherson, Scott	1978	Ralston, Barry	1980-81	Smith, Greg.....	1985-88	Williams, Gerald	1982
Meadows, Tydus.....	1996-98	Ramsey, George.....	1964	Smith, Jay	2000-02	Williams, Jerry	1977-81

Letter Winners

Willis, Justin.....	2018
Willis, Mike	1969-72
Wills, Angier	1979
Wilson, Justin	2018
Wilson, Nevin	2012-13
Wilson, Steve	1971-72, 1974
Winchester, Bill.....	1970-72
Wiseman, Rhett	2013-15
Wittenbraker, Tom	1970-71
Wix, Stephen.....	1993-96
Wolfe, Matt	2023-pres.
Woods, David	1997-98
Woodward, Terry.....	1975-76
Wormsley, Jordan	2008-10
Woyce, Abbie	1982-85
Wright, Kyle	2015-17
Wright, Mike.....	1976-78
Yanello, John	1980-81
Yarbrough, Kent	1982-83
Yastrzemski, Mike	2010-13
Yee, Damon.....	1997-2000
Young, Andy.....	1984
Young, Carter	2020-22
Young, Mark.....	1979
Young, Steve	1989
Zdanowicz, Tom	1988
Zeid, Josh	2006
Zeller, Matt.....	2002-05
Ziomek, Kevin.....	2011-13
Zgonc, Kevin	1991-92