

V VANDERBILT FOOTBALL

2024 GAME NOTES GAME 6 at KENTUCKY

GAME 6



VANDERBILT (3-2, 1-1 SEC)
at KENTUCKY (3-2, 1-2 SEC)



SATURDAY, OCT. 12
6:45 p.m.




LEXINGTON, KY.
Kroger Field (61,000 • UBU Speed Series turf)



SEC NETWORK
Tom Hart, Jordan Rodgers and Cole Cubelic



94.9 THE GAME
Vanderbilt Athletics App • SiriusXM 374
Andrew Allegretta, Norman Jordan and Kevin Ingram



STORYLINES

NEXT UP

- Vanderbilt goes on the road to the Bluegrass State to take on Kentucky at Kroger Field on Saturday with the action airing on SEC Network.
- With Kentucky grabbing a win at Ole Miss on Sept. 28, both teams enter Saturday's contest with victories in their last action.
- Both Vanderbilt and Kentucky are receiving votes in both polls this week. Vandy received 26 votes in the AP Top 25 (Kentucky - 1) and four votes in the US LBM Coaches Poll (Kentucky - 12).
- Vanderbilt trails Kentucky 49-43-4 in the all-time series since 1896. The visiting team has won each of the last two meetings with the Dores beating the Wildcats 24-21 in Lexington in 2022.

LAST TIME OUT

- Saturday's 40-35 win over top-ranked Alabama at FirstBank Stadium was Vanderbilt's first victory over a No. 1-ranked team, and the first top-five win in program history.
- The Commodores were 0-60 against AP top-five opponents entering the contest with No. 1/2-ranked Alabama and it was Vandy's first win over Alabama since the 1984 season.
- Vanderbilt held Alabama to 35 points, the fewest points scored by the Crimson Tide this season.

VICTORY BREAKDOWN

- The Commodores converted 12-of-18 third-down opportunities leading to 42:08 of possession.
- Vandy's offense registered 26 first downs in the win, the most in a game this season.
- Vandy took the opening drive down the field for a touchdown, the first touchdown allowed by the Alabama defense in the first quarter this season.
- The Commodore defense picked up its second pick six of the season when Randon Fontenette grabbed a pass tipped by De'Rickey Wright and took it to the end zone. Alabama had not allowed a pick six since 2022.
- Diego Pavia finished the game 16-for-20 with 252 passing yards and two touchdowns. His 80 percent completion rate was the highest mark by an opposing quarterback against the Crimson Tide since 2010, when Stephen Garcia finished with an 85 percent mark for South Carolina, per ESPN Research.
- Pavia found Junior Sherrill for a 36-yard touchdown on a 4th-and-1 play that increased Vandy's lead back to two scores in the third quarter.

RELIABLE

- Eli Stowers caught six passes for 113 yards in Vanderbilt's victory over No. 1/2 Alabama, leading the team in both receptions and receiving yards.
- Stowers became the first Vandy tight end since at least 1996 to have multiple games with 100-plus receiving yards in a season.
- He ranks first among tight ends in the SEC, second among Power 4 tight ends and fourth among all tight ends in the country in receiving yards with 333.
- Stowers became just the sixth tight end since 1996 to register 100-plus receiving yards in a game vs. Alabama:

| Player | Date | Game | Rec. Yards |
|-------------------|----------|-----------------------------|------------|
| Eli Stowers | 10.5.24 | Vanderbilt vs. #1 Alabama | 113 |
| Ja'Tavion Sanders | 9.9.23 | #11 Texas at #3 Alabama | 114 |
| Brock Bowers | 12.4.21 | #1 Georgia vs. #4 Alabama | 139 |
| Kyle Pitts | 12.19.20 | #11 Florida vs. #1 Alabama | 129 |
| Kenny Yeboah | 10.10.20 | Ole Miss vs. #2 Alabama | 181 |
| Evan Ingram | 9.17.16 | #19 Ole Miss vs. #1 Alabama | 138 |

2024 SCHEDULE

| | | | |
|----------|----------------------------|-------------|----------------|
| Aug. 31 | RV/RV Virginia Tech | ESPN | W, 34-27 (OT) |
| Sept. 7 | Alcorn State (RV/--) | ESPNU | W, 55-0 |
| Sept. 14 | at Georgia State (RV/--) | ESPN+ | L, 36-32 |
| Sept. 21 | at #7/8 Missouri* | SECN | L, 30-27 (2OT) |
| Oct. 5 | #1/2 Alabama* | SECN | W, 40-35 |
| Oct. 12 | at RV/RV Kentucky* (RV/RV) | SECN | 6:45 p.m. |
| Oct. 19 | Ball State | ESPN+/SECN+ | 6 p.m. |
| Oct. 26 | #1/1 Texas* | TBD | Afternoon |
| Nov. 2 | at Auburn* | TBD | Early |
| Nov. 9 | South Carolina* | TBD | Afternoon |
| Nov. 16 | Open | | |
| Nov. 23 | at #13/10 LSU* | TBD | Night |
| Nov. 30 | #8/9 Tennessee* | TBD | Early |

*SEC game • All times Central • Home games in bold

Rankings: AP/Coaches | Opponent rank before opponent; Vandy rank after

Early: 11 a.m.-noon • Afternoon: 2:30-3:30 p.m. • Night 5-7 p.m. • Flex: 2:30-7 p.m.

TABLE OF CONTENTS

| | |
|-------|--|
| 1-5 | Game Notes |
| 6 | Series History |
| 7 | Vanderbilt, Nashville & VUFB By the Numbers • Dores in the NFL |
| 8 | Quick Facts • Pronunciations |
| 9 | Media Schedule & Athletics Communications • 2024 Honors & Awards |
| 11-12 | Rosters |
| 13 | Positional & Geographic Breakdown |
| 14 | Majors & Eligibility |
| 15 | Newsstand |
| 16-26 | Commodore Capsules |
| 27 | Game Recaps |
| 28 | The Record When • Starters |
| 29 | Game Details • Starting Lineups • Game-by-Game Leaders |
| 30-31 | Turnover Battle • Drive Charts |
| 31 | Big Plays |
| 32 | Scoring Drives |
| 33-34 | Record Book Quick Glance |
| 35-54 | 2024 Statistics |
| 55 | The Last Time |

FOOTBALL COMMUNICATIONS

Assistant Athletic Director • Communications

Michael Scholl

Primary Contact

mike.scholl@vanderbilt.edu • 574-876-6248

Associate Athletic Director • Communications

Brian Fremund

Secondary Contact • Credentials

brian.fremund@vanderbilt.edu • 251-623-3191

Credentials

sportssystems.com/vanderbilt

Media Hub

VUCommodores.com/pressbox

GAME NOTES

WEEKLY AWARDS

- Four Commodores earned weekly honors from the SEC after the team's 40-35 win over top-ranked Alabama on Oct. 5.
- Diego Pavia (Offensive), Brock Taylor (Special Teams), Gunnar Hansen (Offensive Line) and Miles Capers (Defensive Line) each earned recognition after the win.
- It marks the first time in school history Vanderbilt has collected more than two weekly awards in the same week.
- The last Commodore to win defensive lineman of the week was Dayo Obeyingbo on Nov. 17, 2018, while Bruno Reagan (11.25.17) was the last Vandy offensive lineman to take home the weekly award. Taylor becomes the first special teams player of the week for Vandy since long snapper Wesley Schelling on Nov. 28, 2022.

SIGNAL CALLERS WITH SPEED

- Diego Pavia's 335 rushing yards this year are already the 18th-most in a season by a Vanderbilt quarterback (since 1965) and eighth-most since 1996.
- At his current pace of 67.0 rushing yards per game, the best mark by a Commodore QB since at least 1996, he would finish the regular season with a quarterback school-record 804 rushing yards.
- Chris Nickson owns the current single-season mark for a QB with 694 rushing yards in 2006.
- Nate Johnson is currently 24 yards away from 100 rushing yards on the season. It would be the 14th time Vanderbilt had two 100-yard rushers at the quarterback position in the same season since 1965 and the first time in over a decade. It last happened in 2013 with Patton Robinette (214 yards) and Austyn Carta-Samuels (115 yards).
- Vanderbilt has had a quarterback reach 100 rushing yards in all four seasons under Clark Lea after not having a signal-caller reach 100 rushing yards in the previous five seasons.

SPECIAL PLAYS, SPECIAL PLAYERS

- Vanderbilt is second in the SEC and eighth in FBS with 18.7 yards per punt return.
- Vanderbilt's special teams efficiency of 65.9 ranks 25th among FBS programs according to ESPN's FPI.
- In the win over Alcorn State, Martel Hight became the first Dore with 100-plus punt return yards since Jonathan Krause on Nov. 24, 2012 at Wake Forest (110 yards). Hight's punt return for a touchdown was the first since Krause's in that contest.
- Hight is now the first Commodore to have 100-plus punt return yards in a season since the 2019 campaign, reaching the mark in just two games.
- Jesse Mirco is averaging 44.6 yards per punt on the season. Mirco's 69-yard punt vs. Alcorn State is tied for the 11th longest punt in FBS this season.
- Brock Taylor drilled a program-record 57-yard field goal at Missouri on Sept. 21. Taylor has three makes of 50 or more yards this season, making him the first player on record to accomplish the feat at Vanderbilt.

WEEK 2 SHUTOUT

- Vanderbilt blanked Alcorn State 55-0 on Sept. 7 to move to 2-0 on the season. It was Clark Lea's third career shutout as a defensive coordinator and first since his 2020 Notre Dame defense held South Florida scoreless.
- The 55 points scored were the most since a 63-10 win at Hawai'i to open the 2022 season.
- The defensive unit held Alcorn State to just 71 total yards. The last time Vandy held its opponent to under 100 yards was against Chattanooga in 2003, with the Mocs generating just 93 yards.
- Vanderbilt held the Braves to just 40 rushing yards after holding Virginia Tech to 75 rushing yards, marking the first time since 2017 that Vandy limited its opponent under 100 rushing yards in back-to-back games (at Middle Tennessee and against Alabama A&M).
- Vandy's offense closed the first half with a field goal, giving the Commodores a score on all five possessions in the first half.
- The win was the largest margin of victory since Vandy defeated Presbyterian 58-0 on Sept. 17, 2012.

WEEK 1 THRILLER

- Diego Pavia accounted for three touchdowns and posted 294 total yards of offense to lead Vanderbilt to a 34-27 win over Virginia Tech in overtime to open the 2024 season.
- The Commodores have won three consecutive season openers as Vanderbilt collected its first victory over a team receiving votes since Nov. 12, 2022, when the Dores knocked off RV/24 Kentucky at Kroger Field.
- Vandy scored on its first three offensive possessions to take a 17-0 lead. It marked the first time since 2017 that the Dores scored on their first three possessions to open a campaign.
- The win was Vandy's first overtime contest under head coach Clark Lea.

TWO-AND-O

- For the first time since World War II, Vanderbilt won its first two games in three consecutive seasons. The last such streak of 2-0 starts came from 1941-43.
- The 1941 team opened with five straight victories before finishing 8-2. In 1942, the Commodores won three straight to begin the year and finished 6-4. The 1943 team played just five games due to World War II and won all five games.
- From 1956-58, the Commodores were not defeated over their first two games each year. The 1956 team opened 3-0, in 1957 the Dores started with a tie followed by a win and another tie, then in 1958, Vandy again began 3-0.
- Clark Lea is the first Vanderbilt head coach to win the first two games three consecutive seasons since Ray Morrison did it four consecutive seasons from 1935-38.

DOMINANT DIEGO

- Diego Pavia piloted a deadly efficient offense in 2023 while leading New Mexico State to 10 wins. Pavia ranked among the top-35 in FBS in passing touchdowns, points, passing yards per attempt and passing efficiency last season. In addition, Pavia ranked fifth among FBS quarterbacks in Pro Football Focus' Elusive Rating.
- In the opening win vs. Virginia Tech, Pavia completed 75 percent of his passes with a passing efficiency of 216.0.
- He was credited with eight missed tackles forced by PFF in Week 1, tied for the lead in FBS among non-running backs with Taylen Green (Arkansas) and Matthew Sluka (UNLV).
- Pavia's 104 net rushing yards against the Hokies were the second most among non-running backs during Week 1, trailing only new New Mexico's Devon Dampier who ran for 130 yards at Arizona.
- Pavia ranks seventh in the SEC with 335 rushing yards, most among quarterbacks.

SEDRICK THE ENTERTAINER

- Sophomore running back Sedrick Alexander is coming off a strong true freshman campaign last fall. The Texan played in all 12 games logging 504 all-purpose yards, 371 rushing yards and four rushing touchdowns.
- He led SEC freshmen in rushing yards and touchdowns and was named to the league's All-Freshman team.
- Alexander has been named to the Earl Campbell Tyler Rose Award Watch List entering 2024.
- Alexander found the end zone in each of the first three games this season. The sophomore also scored in three games last season.
- Alexander tallied a career-high 21 carries in the win over top-ranked Alabama on Oct. 5, matching his career-best with two rushing touchdowns.

NEW HIGHTS

- Sophomore cornerback Martel Hight emerged as a key cog in the Commodore defense last season, playing in 11 games with 38 tackles, two break-ups and an interception return for a touchdown.
- When Hight registered a 37-yard interception return for a touchdown against UNLV last season, he became the first Vanderbilt freshman in school history to return an interception for a touchdown and the first Dore of any age to do so since 2019.
- In the win over Alcorn State this season, Hight became the first Dore with 100-plus punt return yards since Jonathan Krause on Nov. 24, 2012 at Wake Forest (110 yards). Hight's punt return for a touchdown was the first since Krause's at Wake Forest in 2012.
- Hight is now the first Commodore to have 100-plus punt return yards in a season since the 2019 campaign, reaching the mark in just two games.

ADVANCED METRICS FROM THE WEEK 1 WIN

- According to Sports Info Solutions, Vanderbilt's defense limited Virginia Tech's running backs to -0.5 yards before contact per carry.
- Diego Pavia forced eight broken or missed tackles and was 6-for-10 on throws 10-plus yards down field.
- Vandy generated a 33 percent pressure rate on Hokie quarterbacks.
- The Commodores' passing game received a 91.3 grade from Pro Football Focus, good for fifth among the 134 FBS teams in Week 1 and the best mark Vandy has recorded against FBS competition in PFF's data (since 2013). The only higher mark was 94.5 against Alabama A&M on Sept. 9, 2017.
- With 34:32 time of possession in the win, Vanderbilt was 16th among FBS teams.

ACCOLADES FROM WEEK 1

- Vanderbilt was named the Cheez-It National Team of the Week by the Football Writers Association of America and Florida Citrus Sports for its season-opening win over Virginia Tech. It marked the fourth time the Dores took home Team of the Week honors and first since Nov. 9, 2013.
- Vandy tallied its first SEC Player of the Week award of the 2024 season as Diego Pavia was named Offensive Player of the Week the following Monday. Pavia is Vanderbilt's first SEC Offensive Player of the Week since Mike Wright on Nov. 14, 2022.
- Pavia was also named to the Davey O'Brien Award Great 8 for the week, as well as one of the Manning Award Stars of the Week.
- The Tennessee Sports Writers Association went double Dores, as Pavia was named the offensive player of the week and Bryan Longwell took home defensive player of the week.

NEW LOOK: THE STAFF

- Clark Lea, a 2004 Vanderbilt graduate, enters his fourth season at the helm of the Commodores with new faces joining the staff. Lea takes over defensive coordinator responsibilities, while Tim Beck is the team's new offensive coordinator and quarterbacks coach. Other new staff members include Jerry Kill (chief consultant to the head coach/senior offensive advisor), Jeff LePak (special teams coordinator and tight ends), Ghalli Muhammad-Lankford (run game coordinator and running backs), Melvin Rice (safeties), Jamaal Richardson (cornerbacks), Chris Klenakis (offensive line), Steve Gregory (senior consultant/associate defensive coordinator) and Seth Payne (senior defensive analyst/pass rush specialist). Outside the lines, Lea welcomed new director of football sports performance Robert Stiner to oversee strength and conditioning efforts, as well as assistant football sports performance director Ian Bures.

GAME NOTES

NEW LOOK, PART II: THE ROSTER

- Vanderbilt's roster features 51 new student-athletes who were not part of the team in 2023. There are just 12 players remaining who did not originally commit to fourth-year head coach Clark Lea and staff.
- The 2024 recruiting class included four four-star commits and gave Lea's three signing classes the highest three-year average recruiting ranking for Vandy in over a decade.
- Incoming transfers include 2023 Conference USA Offensive Player of the Year Diego Pavia at quarterback, as well as 47 career starts on the offensive line (Steven Losoya, Chase Mitchell, Steven Hubbard) and 32 career starts on the defensive line (Zaylin Wood, Khordae Sydnor).

NEW LOOK, PART III: THE LEAGUE

- The Southeastern Conference enters its 16-team era this fall with the additions of Oklahoma and Texas. With the new teams, the SEC has eliminated the east and west divisions which had been in place since 1992. As a result, Vanderbilt will host Alabama for just the second time since 2007, visit LSU for the first time since 2009 and travel to Auburn for the first time since 2016. Tennessee (118 previous meetings), Kentucky (96 previous meetings) and Missouri (have met annually since Tigers joined the SEC in 2012) appear on the schedule.
- On the flip side, Vanderbilt will not face Georgia for the first time sine 1967, Ole Miss for the first time since 1969 and Florida for the first time since 1991. All 14 returning members of the SEC face either Texas or Oklahoma this season, with the Dores slated to play Texas on Oct. 26 at FirstBank Stadium. Vandy leads the all-time series with the Longhorns, 8-3-1, but the sides have not met since 1928. In 2025, the SEC opponents will remain the same eight teams, flipping the home and road match-ups.

NEW LOOK, PART IV: THE STADIUM

- Progress continues to march forward with the Vandy United project as FirstBank Stadium evolves in 2024. This fall will see the debut of new premium seating in the north end zone, a building which will primarily be the operations home of Vanderbilt's men's and women's basketball teams. Atop the building sits a new video board and sound system for the seating bowl.
- In addition, most of the structural work is done in the south end zone for spaces which include new premium seating (opening 2025), new football game day locker room and a new dining facility for all Commodore student-athletes. The south end zone will also feature a secondary video board for the seating bowl.

NOT ALL NEW

- While Vanderbilt features plenty of new faces, the Commodores return several key players from last season's team including their leaders in rushing, tackles, interceptions, tackles for loss, forced fumbles and blocked kicks.
- Junior linebacker Langston Patterson led Vandy in tackles (74) and tackles for loss (8.0) last season. Senior safeties CJ Taylor and De'Rickey Wright were tied for the team lead in interceptions (two) and forced fumbles (two) last fall. Patterson and fellow linebacker Bryan Longwell each blocked a kick.
- Offensively, running back Sedrick Alexander led the Dores in rushing yards and rushing touchdowns. In addition, Gunnar Hansen returns on the offensive line having started the last 18 games with 1,400 career snaps played.

LEA THE DC

- Head coach Clark Lea returns to his roots this fall, serving as the team's defensive coordinator. He ascended through the coaching ranks on the defensive side, culminating in a three-year run as defensive coordinator at Notre Dame.
- During that stretch, Lea helped the Fighting Irish to two undefeated regular seasons and College Football Playoff berths. Lea's tenure at Notre Dame included top-25 finishes in a plethora of categories, the 2020 Butkus Award winner (Jeremiah Owusu-Koramoah) and the first time in Notre Dame history that four players recorded at least 75 tackles, all four Lea's linebackers in 2017.
- Vandy's 55-0 win over Alcorn State marked Lea's third career shutout as a defensive coordinator and first since his 2020 Notre Dame defense held South Florida scoreless.

LEA'S DEFENSIVE NATIONAL RANKINGS

| Category | 2020 | 2019 | 2018 |
|----------------------------|------|------|------|
| Total Defense | 25 | 18 | 30 |
| Scoring Defense | 14 | 12 | 13 |
| Rushing Defense | 16 | 59 | 36 |
| Passing Defense | 61 | 3 | 44 |
| Fumbles Recovered | 8 | 1 | 49 |
| Sacks | 15 | 33 | 32 |
| Third-Down Conversion Pct. | 11 | 19 | 64 |
| Tackles For Loss | 6 | 26 | 60 |

FOR STARTERS

- With the win over Virginia Tech in the opener, Clark Lea became the first Vanderbilt head coach to win three consecutive season openers, all against FBS competitions, since Division I split in 1978. The Dores defeated Hawai'i to open 2022 and 2023.
- Only one other time since 1978 has Vandy won three straight season-openers. From 2007-09, Bobby Johnson's squads defeated Richmond, Miami (Ohio) and Western Carolina to open the year.
- Since 1948, the only other time Vanderbilt won at least three-straight season openers came in the form of six consecutive wins over Chattanooga to open the 1970-75 seasons.
- Vanderbilt did not lose a season opener from 1919-47 (37 wins, two ties).

BUILDING WITH BECK

- With the arrival of Tim Beck as New Mexico State's offensive coordinator, the Aggies improved across the board highlighted by a jump from 122nd in rushing offense to 57th in year one under Beck and 15th in year two.
- Beck inherited an offense that in 2021 ranked 104th in scoring, 89th in total offense, 122nd in rushing offense and 84th in third-down conversions.
- By NMSU's 10-win season in 2023, the Aggies improved 41 spots in scoring offense, 45 positions in total offense, 107 spots in rushing offense and 48 spots in third-down conversions.
- In addition, the Aggies finished 2023 eighth in FBS with 228 plays from scrimmage that went for at least 10 yards. They were second in the category among Group of 5 teams.
- Most importantly under Beck and head coach Jerry Kill, the Aggies went from two wins the year before their arrival to seven victories and a bowl game win in 2022 before posting NMSU's first 10-win season since 1960 in 2023. In addition, 2022-23 marked the first back-to-back seasons with winning records in Las Cruces since 1967-66.

BECK'S OFFENSIVE NATIONAL RANKINGS & NMSU RANKINGS PRIOR TO BECK

| Category | 2023 | 2022 | 2021 (Pre-Beck & Kill) |
|-----------------------------------|------|------|------------------------|
| Scoring Offense | 63 | 82 | 104 |
| Rushing Offense | 15 | 57 | 122 |
| Total Offense | 44 | 109 | 89 |
| 3rd Down Conversions | 36 | 70 | 84 |
| 4th Down Conversions | 48 | 3 | 92 |
| Red Zone Conversions (Score Pct.) | 53 | 42 | 88 |
| Long Scrimmage Plays (10+ yards) | 8 | 113 | 74 |
| Time of Possession | 34 | 106 | 45 |
| Wins | 10 | 7 | 2 |

EXTRA SPECIAL TEAMS

- Special teams have emerged as a strong point for the Commodores during Lea's tenure. Vandy has improved 89 positions in ESPN's Special Teams Efficiency from 2021 to 2023.
- Commodore special teams have produced three All-SEC selections over the last two years. Long snapper Wesley Schelling is a two-time All-SEC pick, while punter Matthew Hayball was All-SEC in 2023.
- With Schelling and Hayball both earning All-SEC accolades last season, it marked the first time since 2016 the Dores had multiple All-SEC picks in the same season.
- Hayball was also Vanderbilt's first All-American since 2016 and first Academic All-American since 2002.

JUNIOR AS A FRESHMAN

- Fellow sophomore Junior Sherrill will look to continue his contributions after a successful freshman year. Sherill finished the season with 20 receptions for 293 yards and two touchdowns while playing in all 12 contests.
- The Nashvillian has made at least one catch in 15 straight games and scored touchdowns in three of the last seven games (Auburn and Tennessee in 2023, Georgia State in 2024).
- Sherrill was rated the No. 8 freshman wide receiver in the nation by Pro Football Focus.

AWARD WINNING RETURN

- Graduate quarterback Diego Pavia enrolls at Vanderbilt after winning Conference USA Offensive Player of the Year honors last fall at New Mexico State.
- Of the 23 player of the year awards across FBS conferences (20 offensive/defensive, three overall player of the year), just nine remain in college football this season.
- Pavia will be one of just four defending conference player of the year honorees from 2023 to play on a Power 4 roster this fall.

DEFENDING POTY ON POWER 4 TEAMS

| Player | 2023 Player of the Year Award | 2023 Team | 2024 Team |
|-----------------|-------------------------------|------------------|----------------|
| Diego Pavia | CUSA Offensive | New Mexico State | Vanderbilt |
| Ollie Gordon II | Big 12 Offensive | Oklahoma State | Oklahoma State |
| Peny Boone | MAC Offensive | Toledo | UCF |
| Trey Moore | AAC Defensive | UTSA | Texas |

GAME NOTES

CAN'T BRING THEM DOWN

- With the addition of quarterbacks Nate Johnson and Diego Pavia this season, Vanderbilt returns two of the top five signal-callers in Pro Football Focus' Elusive Rating from 2023. The PFF "Elusive Rating" distills the success and impact of a runner with the ball independently of the blocking in front of him by looking at how hard he was to bring down.
- Johnson was third among quarterbacks last season with a rating of 111.2, while Pavia was fifth checking-in at 96.2.
- In the 2024 season-opening win over Virginia Tech, Pavia forced eight broken or missed tackles en route to 104 rushing yards.

PFF ELUSIVE RATING - QBs (2023)

| Quarterback | School (2024 School) | Rating |
|---------------|-------------------------------|--------|
| Riley Leonard | Duke (Notre Dame) | 141.8 |
| Devon Dampier | New Mexico | 134.2 |
| Nate Johnson | Utah (Vanderbilt) | 111.2 |
| Brandon Lewis | Nevada | 98.0 |
| Diego Pavia | New Mexico State (Vanderbilt) | 96.2 |

PROTECTING THE ROCK

- During his two seasons at New Mexico State, run game coordinator and running backs coach Ghaali Muhammad-Lankford helped the Aggies rank among the nation's top 25 in fumbles lost. Last fall, NMSU lost five fumbles on the season, tied for 23rd nationally.
- NMSU also lost five fumbles in 2022, tying for 20th nationally that season. Of those 10 fumbles lost over the last two seasons, just five were by Aggie running backs.
- In 2023, Muhammad-Lankford's running back room combined for 324 carries on the season and fumbled just once.

FREAKS LIST

- With leadership from new director of football sports performance Robert Stiner, Vanderbilt placed two student-athletes on the 2024 College Football Freaks List, published by The Athletic's Bruce Feldman.
- Cornerback Kolbey Taylor made the list for the second time in his career Thanks to a 38"6" vertical jump and 10'8" broad jump. The Wyoming transfer played nine games last season for the Cowboys, recording 29 tackles and seven break-ups.
- Tight end Eli Stowers joined Taylor on the list. Stowers owns a 41'6" vertical and 10'8" broad jump. A high school state champion in the high jump, Stowers began his career as a four-star quarterback at Texas A&M before transferring to New Mexico State, where he then transitioned to tight end. Last fall for the Aggies he made 35 catches for 366 yards and two touchdowns, while adding 29 rushes for 113 yards and two scores on the ground and completing four passes for 99 yards and a touchdown.
- It marks the first time Vanderbilt has placed someone on Feldman's annual Freaks list since 2017 when running back Ralph Webb made the cut.

INTERNATIONAL FLAIR

- Vanderbilt's roster features five international players hailing from four countries.
- Yılanan "Issa" Quattara and Linus Zunk are both natives of Germany. Quattara is from Cologne and played football with Cologne Crocodiles. Zunk is a Berliner who moved to the U.S. to play high school football at Rabun Gap-Nacoochee School in Georgia.
- Darren Agu played with Zunk at Rabun Gap after moving from London. Agu was born in Ireland and raised in London before moving to the U.S. to play football. Agu first played American football for the London Blitz and also spent time with the NFL Academy in London.
- Vanderbilt has its second consecutive Australian punter in Jesse Mirco. He is a product of the same ProKick Australia program which developed Vandy All-American punter Matthew Hayball. Mirco calls Fremantle, Western Australia, home and spent his first three collegiate seasons at Ohio State.
- J  r  my St-Hilaire adds Canada to Vanderbilt's roster. The freshman quarterback is from Montreal, but played high school football at the McCallie School in Chattanooga, Tennessee.
- In addition, graduate wide receiver Loic Fouonji calls Midland, Texas, home, but was born in Cameroon. His family moved to the United States when he was eight.

COMMODORES IN CLASS

- As a two-time Vanderbilt graduate, Lea has continued to help the Commodores excel in the classroom.
- Last fall, the team posted a 3.106 grade-point average. That mark was a program record for the fall term.
- During the semester, Vandy had 10 football student-athletes with a 4.0 semester, 29 on the Dean's List, 67 with at least a 3.0 GPA for the semester and landed 55 on the SEC Fall Academic Honor Roll.
- Vanderbilt also had a school-record five student-athletes on the College Sports Communicators Academic All-District Team, while punter Matthew Hayball became Vandy's first CSC Academic All-American since 2002.

BAILEY JOINS SEC OPPORTUNITY FORUM

- Third-season wide receivers coach Alex Bailey was one of two Vanderbilt coaches selected for the SEC Coaches Opportunity Forum over the summer. He was joined by lacrosse associate head coach Jill Kendall.
- Bailey and Kendall were in Atlanta for a two-day program focused on professional development, mentorship and networking opportunities for assistant coaches across the league.
- The forum aimed to empower coaches with the knowledge and skills necessary to ascend to head coaching positions in their respective sport. The program featured a comprehensive lineup of panels and sessions aimed at providing guidance on navigating the coaching landscape.

BACK TO THE FUTURE

- In 2025, the SEC will flip its eight conference opponents from home and road sites. This means Vanderbilt is slated to host Auburn, Kentucky, LSU and Missouri, while the Dorees will travel to Alabama, South Carolina, Tennessee and Texas.
- For the nonconference slate, Vanderbilt will return the game with Virginia Tech, visiting Blacksburg, Virginia. The Dorees will then play home games against Charleston Southern, Georgia State and Colorado State to round out the schedule.
- In 2026, Vanderbilt has three nonconference opponents lined-up: Austin Peay, Delaware and NC State.

SEW ON THE GRAD PATCH

- Vanderbilt features 21 student-athletes this season who have already earned at least an undergraduate degree. Those players are denoted on the field with a "Graduate" banner on their SEC uniform patch.
- While the group does primarily include graduate transfers, four student-athletes have earned their undergraduate degree from Vanderbilt — Christian James, Gage Pitchford, Tyson Russell and Kevo Wesley.
- James has already earned two Vanderbilt degrees, majoring in human and organizational development as an undergrad before earning a master's in marketing.
- Pitchford earned his undergraduate degree in three years, majoring in engineering science. He was the recipient of the Stein Stone Memorial Award, given by the School of Engineering to a senior who earned a varsity letter and made the most satisfactory scholastic and extra-mural progress as an undergraduate.
- Russell graduated in December 2023, majoring in human and organizational development.
- Wesley earned his undergraduate degree in May 2024 as a political science major.

GRADUATE STUDENT-ATHLETES

| | | |
|---|------------------|----------------|
|  | Emmanuel Adebisi | Steven Losoya |
| | Julian Ashby | Jesse Mirco |
| | Hayden Bray | Chase Mitchell |
| | Will Conley | Diego Pavia |
| | Mark Davis | Gage Pitchford |
| | Aeneas DiCosmo | Tyson Russell |
| | Loic Fouonji | Eli Stowers |
| | Maurice Hampton | Kevo Wesley |
| | Steven Hubbard | Darien Wiley |
| | Christian James | Zaylin Wood |
| | Moni Jones | |

SO LONG, OLE FRIENDS

- With the addition of Texas and Oklahoma to the Southeastern Conference this fall, the league has moved away from divisional play. As a result, the Vanderbilt schedule said goodbye to some long-time SEC foes.
- Vanderbilt and Ole Miss will not meet for the first time since 1969. The teams played annually and were then paired as permanent crossover opponents when the league went to divisions. Ole Miss is the second-most common opponent in Vanderbilt history, trailing only Tennessee.
- The Commodores also see former SEC East mates Georgia and Florida off the schedule. Vandy and Georgia met annually from 1968-2023, with the exception of the 2020 Covid season. The Dorees and Florida played every season since 1992.
- With the changes, Vanderbilt will travel to LSU for the first time since 2009 and Auburn for the first time since 2016. Alabama will be making its first trip to Nashville since 2017 and just the second visit to Music City since 2007.
- Vanderbilt drew Texas as its newcomer for 2024 and 2025. This fall's meeting will be the first since 1928 and Texas' first trip to Vandy since 1925. The Dorees lead the all-time series with the Longhorns, 8-3-1.

HAIL TO THEE OUR ALMA MATER

- Head coach Clark Lea, a "Double Dore" with undergraduate and master's degrees from Vanderbilt, is one of eight Power 4 head coaches leading their alma mater.
- In addition, Vice Chancellor and Athletics Director Candice Storey Lee holds three degrees from Vanderbilt, where she was a member of the women's basketball team from 1996-2002.
- With the combination of Lea and Lee, Vanderbilt is one of just two Power 4 institutions where both the athletics director and football coach are graduates of their current employer. Oklahoma State athletics director Chad Weiberg and head coach Mike Gundy are both graduates of OSU.

FBS Head Coaches at Alma Mater

| Coach | School |
|------------------|----------------|
| Jeff Brohm | Louisville |
| Mario Cristobal | Miami (Fla.) |
| Kenny Dillingham | Arizona State |
| DeShaun Foster | UCLA |
| Mike Gundy | Oklahoma State |
| Brent Key | Georgia Tech |
| Clark Lea | Vanderbilt |
| Kirby Smart | Georgia |

VANDY UNITED

- The Vandy United project takes another step forward this fall, with several areas of the FirstBank Stadium renovations completed.
- In the north end zone, new premium seating is now open. The new sections expand premium options beyond the suites and Bridge area beneath the press box, and sold out in advance of the season.
- Atop the north end zone building sits a new LED video board from CTS and Elite Displays. The 30x84-foot video board uses 8mm SMD technology with a resolution of 1152x3200 pixels for crystal-clear images.
- Alongside the video board is a new speaker array from L-Acoustics. The system includes 24 K2 Line Array speakers, 16 KS28 sub speakers, 13 A15 speakers and 12 amplifiers delivering 168,000 watts of power for the primary audio system. L-Acoustics and Fulcrum Acoustic are providing supplementary fill speakers throughout the stadium to ensure coverage and intelligibility are consistent in the entire seating bowl.
- The north end zone building will also receive 230 feet of 10mm ribbon displays.
- Once completed, the north end zone building will house Vanderbilt's men's and women's basketball teams. The operations center will include two practice gyms, locker rooms and lounges, a weight room and athletic training facility, while maintaining convenient access to historic Memorial Gymnasium.
- Underneath FirstBank Stadium, a new visiting team locker room area has been completed.
- In 2025, the south end zone will bring additional premium seating to FirstBank Stadium including living room boxes, loge boxes, club seating, field-level seating, founders' suites, club suites and open-air tailgate suites.
- The south end zone building will also house a new football game day locker room and student-athlete training table and dining facility for all varsity teams.



View from the new north end zone premium section, open this fall.



Rendering of the completed south end zone facility, opening fall 2025.



Exterior rendering of the completed renovations at FirstBank Stadium.

SERIES HISTORY VS. KENTUCKY

OVERALL 43-49-4
NASHVILLE 27-23-2
AWAY 16-26-2
NEUTRAL 0-0

| | | | |
|------|---|-------|------------------|
| 1896 | W | 6-0 | Nashville, Tenn. |
| 1897 | W | 50-0 | Nashville, Tenn. |
| 1901 | W | 22-0 | Nashville, Tenn. |
| 1906 | W | 28-0 | Nashville, Tenn. |
| 1907 | W | 40-0 | Nashville, Tenn. |
| 1911 | W | 18-0 | Nashville, Tenn. |
| 1916 | W | 45-0 | Lexington, Ky. |
| 1917 | W | 5-0 | Lexington, Ky. |
| 1918 | W | 33-0 | Nashville, Tenn. |
| 1919 | T | 0-0 | Lexington, Ky. |
| 1920 | W | 20-0 | Nashville, Tenn. |
| 1921 | W | 21-14 | Lexington, Ky. |
| 1922 | W | 9-0 | Nashville, Tenn. |
| 1927 | W | 34-6 | Nashville, Tenn. |
| 1928 | W | 14-7 | Nashville, Tenn. |
| 1937 | W | 12-0 | Nashville, Tenn. |
| 1938 | W | 14-7 | Lexington, Ky. |
| 1939 | L | 13-21 | Nashville, Tenn. |
| 1940 | T | 7-7 | Nashville, Tenn. |
| 1941 | W | 39-15 | Lexington, Ky. |
| 1942 | W | 7-6 | Lexington, Ky. |
| 1945 | W | 19-6 | Nashville, Tenn. |
| 1946 | L | 7-10 | Lexington, Ky. |
| 1947 | L | 0-14 | Nashville, Tenn. |
| 1948 | W | 26-7 | Lexington, Ky. |
| 1953 | L | 14-40 | Nashville, Tenn. |
| 1954 | L | 7-19 | Lexington, Ky. |
| 1955 | W | 34-0 | Nashville, Tenn. |
| 1956 | L | 6-7 | Lexington, Ky. |
| 1957 | W | 12-7 | Nashville, Tenn. |
| 1958 | T | 0-0 | Lexington, Ky. |
| 1959 | W | 11-6 | Nashville, Tenn. |
| 1960 | L | 0-27 | Lexington, Ky. |
| 1961 | L | 3-16 | Nashville, Tenn. |
| 1962 | L | 0-7 | Lexington, Ky. |
| 1963 | T | 0-0 | Nashville, Tenn. |
| 1964 | L | 21-22 | Lexington, Ky. |
| 1965 | L | 0-34 | Nashville, Tenn. |
| 1966 | L | 10-14 | Lexington, Ky. |
| 1967 | L | 7-12 | Nashville, Tenn. |
| 1968 | W | 6-0 | Lexington, Ky. |
| 1969 | W | 42-6 | Nashville, Tenn. |
| 1970 | W | 18-17 | Lexington, Ky. |
| 1971 | L | 7-14 | Nashville, Tenn. |
| 1972 | L | 13-14 | Lexington, Ky. |
| 1973 | L | 17-27 | Nashville, Tenn. |
| 1974 | L | 12-38 | Lexington, Ky. |
| 1975 | W | 13-3 | Nashville, Tenn. |
| 1976 | L | 0-14 | Lexington, Ky. |
| 1977 | L | 6-28 | Nashville, Tenn. |
| 1978 | L | 2-53 | Lexington, Ky. |
| 1979 | L | 10-29 | Nashville, Tenn. |
| 1980 | L | 10-31 | Lexington, Ky. |
| 1981 | L | 10-17 | Nashville, Tenn. |
| 1982 | W | 23-10 | Lexington, Ky. |
| 1983 | L | 8-17 | Nashville, Tenn. |
| 1984 | L | 18-27 | Lexington, Ky. |
| 1985 | W | 31-24 | Nashville, Tenn. |
| 1986 | L | 22-34 | Lexington, Ky. |
| 1987 | W | 38-29 | Nashville, Tenn. |
| 1988 | L | 13-14 | Lexington, Ky. |
| 1989 | L | 11-15 | Nashville, Tenn. |
| 1990 | L | 21-28 | Lexington, Ky. |
| 1991 | W | 17-7 | Nashville, Tenn. |
| 1992 | W | 20-7 | Lexington, Ky. |
| 1993 | W | 12-7 | Nashville, Tenn. |
| 1994 | W | 24-6 | Lexington, Ky. |
| 1995 | W | 14-10 | Nashville, Tenn. |
| 1996 | L | 0-25 | Lexington, Ky. |
| 1997 | L | 10-21 | Nashville, Tenn. |

| | | | |
|------|---|-------|------------------|
| 1998 | L | 17-55 | Lexington, Ky. |
| 1999 | L | 17-19 | Nashville, Tenn. |
| 2000 | W | 24-20 | Lexington, Ky. |
| 2001 | L | 30-56 | Nashville, Tenn. |
| 2002 | L | 21-41 | Lexington, Ky. |
| 2003 | W | 28-17 | Nashville, Tenn. |
| 2004 | L | 13-14 | Lexington, Ky. |
| 2005 | L | 43-48 | Nashville, Tenn. |
| 2006 | L | 26-38 | Lexington, Ky. |
| 2007 | L | 20-27 | Nashville, Tenn. |
| 2008 | W | 31-24 | Lexington, Ky. |
| 2009 | L | 13-24 | Nashville, Tenn. |
| 2010 | L | 20-38 | Lexington, Ky. |
| 2011 | W | 38-8 | Nashville, Tenn. |
| 2012 | W | 40-0 | Lexington, Ky. |
| 2013 | W | 22-6 | Nashville, Tenn. |
| 2014 | L | 7-17 | Lexington, Ky. |
| 2015 | W | 21-17 | Nashville, Tenn. |
| 2016 | L | 13-20 | Lexington, Ky. |
| 2017 | L | 21-44 | Nashville, Tenn. |
| 2018 | L | 7-14 | Lexington, Ky. |
| 2019 | L | 14-38 | Nashville, Tenn. |
| 2020 | L | 35-38 | Lexington, Ky. |
| 2021 | L | 17-34 | Nashville, Tenn. |
| 2022 | W | 24-21 | Lexington, Ky. |
| 2023 | L | 28-45 | Nashville, Tenn. |

SERIES NOTES

- Saturday’s meeting will mark the 97th meeting all-time between Vanderbilt and Kentucky.
- The visiting team has won each of the last two meetings. Vanderbilt defeated Kentucky 24-21 in Lexington in 2022 before the Wildcats topped the Does 45-28 in Nashville last season.

NOTABLES

- 1995** Vanderbilt running back Jermaine Johnson set a program record with 35 carries in a single game vs. Kentucky in 1995. Johnson also had 35 carries vs. Florida in the same season.
- 2001** Greg Zolman passed for 441 yards in 2001, fourth-most by a Commodore all-time.
- 2005** Jay Cutler completed a school-record 39 passes on 66 attempts , also a program record. His five passing touchdowns in that game are tied for most passing touchdowns in a single game by a Commodore. Cutler threw for four touchdowns vs. Kentucky in 2003.
- 2006** Chris Nickson totaled 446 passing yards vs. the Wildcats in 2006, third-most in a single game in program history.
- 2006** Earl Bennett recorded 220 receiving yards in that game in, fourth-most receiving yards in a single game by a Commodore. His five touchdowns in that contest set a new school record.
- 2022** Vanderbilt knocked off Kentucky, which was No. 24 in the coaches poll, in Lexington to snap a 26-game losing streak in SEC games.

V VANDERBILT

- 97%** Student body retention rate
- 83%** Students graduating with no debt
- 65%** Undergraduate students receiving financial aid
- \$366** Million in student aid (2022-23)
- \$3.2** Billion goal for Dare to Grow campaign
- #1** Financial Aid (Princeton Review, 2018)
- #2** Happiest students (Princeton Review, 2018)
- #5** Most Beautiful Campus (Princeton Review, 2023)
- #10** Most Innovative University (Reuters)
- 7:1** Student-to-Faculty Ratio

Nashville MUSIC CITY

- #1** Top Travel Destination in the World (National Geographic)
- #1** Best Live Music Cities (Fifty Grande)
- 3** Top 10 Music Museums (USA Today)
 - 1. The Johnny Cash Museum
 - 8. Patsy Cline Museum
 - 9. Country Music Hall of Fame and Museum
- #7** Top Destinations in the United States (Trip Advisor)
- #8** Best Cities in the United States (Conde Nast Traveler)
- #8** Readers' 15 Favorite Cities in the U.S. (Travel + Leisure)
- #10** Essential Drives for a U.S. Road Trip (National Geographic)
- #6** Best Food Destinations in the U.S. (Trip Advisor)
- #5** South's Best Cities (Southern Living)
- +2m** Over two million Nashville area residents
- 5** Fortune 500 companies call Nashville home
- 13** Fortune 1000 companies headquartered in Nashville

V VUFB

- 1890** First season
- 10** One of 10 charter members still in the SEC
- 4** College Football Hall of Fame coaches
- 8** Undefeated seasons
- 14** Conference championships
- 1922** Opening of FirstBank Stadium, then Dudley Field, as the first football-specific stadium in the South
- 8** NFL starters who played for Clark Lea
 - Including: Drue Tranquill, Jeremiah Owusu-Koramoah, Zaire Franklin, Kyle Hamilton and Julian Love
- 18** NFL offensive linemen developed by Chris Klenakis
 - Including: Alvin Bailey, John Miller, Joel Bitonio, Jeremy Bridges, Shar Pourdanesh, DeMarcus Love, Harvey Dahl, Jason Jimenez, Travis Swanson, Geron Christian, Ray Dominguez, Tony Moll
- 59** NFL draft picks trained under Robert Stiner
 - Including: Dak Prescott, Kyren Williams, Chris Jones, Drake London, Kyle Hamilton, Julian Love, Drue Tranquill, Michael Mayer, Jeremiah Owusu-Koramoah, Darius Slay
- +89** Vanderbilt's improvement in Special Teams Efficiency ranking from 2021 to 2023
- +77** Tim Beck's improvement in total offense rank from his first to second year at New Mexico State
- 175** Wins as a head coach by Jerry Kill

DORES IN THE NFL



KHARI BLASINGAME Fullback

- Played in one game in 2024
- Rushed eight times for 26 yards, caught three passes
- Appeared in 65 career games over five seasons with Bears and Titans



OREN BURKS Linebacker

- Played in four games in 2024
- Signed a one-year contract with the Eagles in March
- Reached Super Bowl LVIII with 49ers, making five total tackles against the Chiefs
- Played in 15 games in 2023, recording 46 tackles, one sack and one interception
- Appeared in 95 career games with 15 starts over six seasons with 49ers and Packers



ADAM BUTLER Defensive Tackle

- Played in five games with four starts for the Raiders in 2024
- Made 17 tackles, 12 solo tackles, two QB hits, and one tackle for loss in 2024
- Appeared in 102 career games with 16 starts over six seasons with Raiders, Dolphins and Patriots



MATTHEW HAYBALL Punter

- Played in four games in 2024
- Holds a punting average of 40.4 yards on 10 punts with a long of 52 yards
- Has landed seven punts inside the 20-yard line
- Signed a three-year contract with the Saints in April as an undrafted free agent



JAYLEN MAHONEY Safety

- Made his NFL debut in Week 4 vs. NE, making one tackle
- Opened 2024 season on practice squad with 49ers
- One tackle in first two preseason games



JORDAN MATTHEWS Tight End

- Played in two games with one start to open 2024 season
- Signed with Panthers practice squad during 2023 season and has four catches in first two preseason games
- Played in 79 games over seven seasons with Eagles and Bills, making 274 catches for 3,288 yards and 22 touchdowns



DAYO ODEYINGBO Defensive End

- Appeared in five games with two starts in 2024
- Has recorded 10 tackles, 4 QB hits, 2 sacks, and 2 tackles for loss in 2024
- In 2023, finished third on the team with eight sacks, adding 38 tackles, two forced fumbles and two fumble recoveries
- Appeared in 49 games with 85 tackles over four seasons since being a second-round pick of the Colts in 2021



ANFERNEE ORJI Linebacker

- Played in four games in 2024
- Collected 8 tackles through four games to open the 2024 season
- Signed with the Saints as an undrafted free agent in 2023
- Spent 2023 on the New Orleans practice squad



TRENT SHERFIELD Wide Receiver

- Played in five games in 2024
- Has made 3 catches for 33 yards in 2024
- Played in 17 games for the Bills in 2023, helping Buffalo to the divisional round of the playoffs
- Made 11 receptions for 22 yards and a touchdown in 2023
- Appeared in 100 games over seven seasons with Bills, Dolphins, 49ers and Cardinals, making 81 career catches for 963 yards



JUSTIN SKULE Offensive Tackle

- Played in five games with four starts in 2024
- Appeared in all 19 games for the Buccaneers in 2023, including Tampa's two playoff games
- Played in 54 career games over with 16 starts over five seasons with Buccaneers and 49ers



KE'SHAWN VAUGHN Running Back

- Opens 2024 season on practice squad with 49ers
- Played in six games for Tampa Bay in 2023 before being waived and signing to the Patriots' practice squad in December
- Appeared in 43 games over four seasons for the Buccaneers, rushing for 384 yards and a touchdown
- Won Super Bowl LV as a rookie with Tampa Bay

QUICK FACTS

| | |
|------------------------------------|--|
| Name | Vanderbilt University |
| Location | Nashville, Tenn. |
| Founded | 1873 |
| Enrollment | 7,151 (undergraduate) • 13,710 (total) |
| Nickname | Commodores |
| Colors | Black & Gold |
| Stadium | FirstBank Stadium (28,934) |
| Surface | Artificial • Shaw Sports Powerblade |
| Conference | Southeastern |
| Affiliation | NCAA Division I FBS |
| Chancellor | Daniel Diermeier |
| Vice Chancellor/Athletics Director | Candice Storey Lee |
| Faculty Athletics Rep | Tracey George |
| Website | VUCommodores.com |

COACHING STAFF

| | |
|---|---|
| Head Coach | Clark Lea (Vanderbilt '04 • 4th season) |
| Chief Consultant to the Head Coach • Senior Offensive Advisor | Jerry Kill (Southwestern College '83 • 1st season) |
| Offensive Coordinator | Tim Beck (Pittsburg State '88 • 1st season) |
| Associate Defensive Coordinator • Secondary | Steve Gregory (Syracuse '06 • 1st season) |
| Defensive Run Game Coordinator • Linebackers | Nick Lezynski (Notre Dame '11 • 3rd season) |
| Special Teams Coordinator • Tight Ends | Jeff LePak (Eastern Illinois '14 • 1st season) |
| Run Game Coordinator • Running Backs | Ghaali Muhammad-Lankford (Wyoming '13 • 1st season) |
| Assistant Coach • Defensive Ends | Jovan Haye (Vanderbilt '07 • 7th season) |
| Assistant Coach • Defensive Line | Larry Black (Indiana '12 • 3rd season) |
| Assistant Coach • Wide Receivers | Alex Bailey (Youngstown State '07 • 3rd season) |
| Assistant Coach • Safeties | Melvin Rice (Northern Illinois '09 • 1st season) |
| Assistant Coach • Cornerbacks | Jamaal Richardson (Iowa State '18 • 1st season) |
| Assistant Coach • Offensive Line | Chris Klenakis (Carroll College '86 • 1st season) |
| Tight Ends Coach | Brendan Flaherty (Bridgewater State '15 • 4th season) |
| Stars Coach | Jimmy Thompson (Notre Dame '18 • 4th season) |
| Quarterbacks Coach | Garrett Altman (TCU '17 • 1st season) |
| Asst. Defensive Line Coach • Pass Rush Specialist | Seth Payne (Moravian '12 • 1st season) |
| Specialists Coach • Special Teams Asst. Coach | Shane Gallant (Bowling Green '17 • 1st season) |
| Assistant Running Backs Coach | Josh Adams (Notre Dame '20 • 2nd season) |
| Assistant Offensive Line Coach | Dylan Autenrieth (NC State '19 • 3rd season) |
| Assistant Safeties Coach | Arion Shinaver (Notre Dame '20 • 3rd season) |
| Assistant Cornerbacks Coach | Justin Harris (Vanderbilt '23 • 2nd season) |
| Assistant Wide Receivers Coach | Jafar Williams (Maryland '03 • 1st season) |
| Director • Football Sports Performance | Robert Stiner (Bellhaven '08 • 1st season) |
| Assistant Director • Football Sports Performance | Ian Bures (Plymouth State '15 • 1st season) |
| Assistant Football Sports Performance Coach | Demetrius Kemp (Wake Forest '19 • 4th season) |
| Assistant Football Sports Performance Coach | Hudson Stevens (Appalachian St. '22 • 2nd season) |

ABOUT THE COMMODORES

| | |
|---------------------------------|--|
| 2024 Captains | Richie Hoskins, Langston Patterson, Diego Pavia, Marlen Sewell and CJ Taylor |
| 2023 Record • SEC Record/Finish | 2-10 • 0-8/7th East |
| Starters Returning/Lost | 12/14 (5/6 Offense • 6/5 Defense • 1/3 ST) |
| Letterwinners Returning/Lost | 42/30 (15/15 Offense • 26/12 Defense • 1/3 ST) |
| Offensive System | Multiple |
| Defensive System | 4-2-5 |
| First Season | 1890 |
| All-Time Record | 620-667-50 (.482) |
| Seasons | 135th |
| Undefeated Seasons | 8 |
| Conference Titles | 14 |

PRONUNCIATION GUIDE

A recording of each player pronouncing their own name is available at: [VUCommodores.com/VUFBnames](#)

| No. | Name | Pos. | Pronunciation |
|-----|-------------------------|------|--------------------------------------|
| 45 | Emmanuel Adebi | TE | ah-DAY-bee |
| 11 | Darren Agu | EDGE | AH-goo |
| 42 | Jake Balis | RB | BAY-liss |
| 88 | Boski Barrett | WR | BO-ski |
| 19 | Blaze Berlowtiz | QB | BER-low-itz |
| 74 | Cameron Bosen | OL | BOW-zen |
| 46 | Simeon Boulware | DL | BOWL-ware |
| 34 | Johann Cardenas | RB | joe-HAN car-DEN-ahs |
| 64 | Delfin Xavier Castillo | OL | (drop Delfin) ex-ZAY-veer cas-TEE-oh |
| 46 | Mustafa Dannett | CB | dah-NET |
| 0 | Aeneas DiCosmo | DL | uh-NEE-iss |
| 33 | Boubacar Dikate | EDGE | boo-bah-car da-KA-tee |
| 47 | Isaiah Fontan | RB | fon-TAN |
| 2 | Randon Fontenette | STAR | RAN-don FAWN-ten-ette |
| 11 | Loic Fouonji | WR | low-IK FUN-jee |
| 90 | Ted Gregoire | DL | gre-GORE |
| 39 | Jackson Heis | WR | hice (rhymes with ice) |
| 25 | Martel Hight | CB | hite |
| 33 | Moni Jones | RB | MAH-nee |
| 41 | Jamezell Lassiter | WR | JAMES-el |
| 68 | Steven Losoya | OL | la-SOY-uh |
| 60 | Duncan MacDonald | OL | mick-DON-ald |
| 29 | Jesse Mirco | P | MER-ko |
| 5 | Yilanan (Issa) Ouattara | DL | goes by E-sah • E-lan-in wah-TAH-ha |
| 2 | Diego Pavia | QB | PAH-vee-uh |
| 43 | Dominic Rezac | RB | REE-zak |
| 24 | Nick Rinaldi | LB | ruh-NAL-dee |
| 40 | Mason Rohmiller | K | ROW-mill-er |
| 75 | Misael Sandoval | OL | MEE-sah san-dah-VAL |
| 14 | Steven Sannineola | S | san-IN-nee-ALA |
| 0 | Junior Sherrill | WR | SHER-uhl |
| 77 | David Siegel | OL | SEE-gul |
| 14 | Jeremy St-Hilaire | QB | saint hill-AIR |
| 12 | Brennan Storer | QB | STORE-er |
| 9 | Eli Stowers | TE | STOW-ers (rhymes with hours) |
| 96 | Khordae Sydnor | DL | core-DAY SID-nor |
| 98 | De'Marion Thomas | DL | duh-MAR-e-on |
| 12 | Jeffrey Ugochukwu | STAR | uh-GO-chew-kwu |
| 79 | Conor Weasler | OL | WEEZ-ler |
| 78 | Keegan Wechsler | OL | WEX-ler |
| 52 | Kevo Wesley | OL | KEY-vo |
| 36 | Alan Wright | CB | goes by Taco |
| 95 | Linus Zunk | DL | LINE-us |

WEEKLY MEDIA SCHEDULE

| | | |
|------------------|-------------------------|---|
| Monday | 6 p.m. | Commodore Hour <i>Show airs at 6 p.m. on 102.5 The Game</i> |
| Tuesday | 10:55 a.m. (approx.) | Selected Student-Athletes Available <i>Post-practice at McGugin Center (on-field)</i> |
| | 1 p.m. | Clark Lea Press Conference <i>McGugin Center (Team Auditorium)</i> <i>Live on ESPN app, @VandyFootball (X) and Vanderbilt Athletics YouTube</i> |
| Wednesday | 12:20 p.m. | Clark Lea on SEC Zoom Teleconference <i>Contact Michael Scholl (mike.scholl@vanderbilt.edu) for login information</i> <i>Teleconference begins at 10 a.m. CT</i> |
| Thursday | 10:55 a.m. (approx.) | Clark Lea Availability <i>Post-practice at McGugin Center (on-field)</i> |
| Friday | -- | <i>No Availability</i> |
| Saturday | Postgame | Clark Lea & Student-Athletes <i>McGugin Center (Team Auditorium)</i> |
| Sunday | -- | <i>No Availability</i> |

ATHLETICS COMMUNICATIONS

Dawn Ellerbe

Assistant Vice Chancellor • Senior Associate Athletic Director • Communications
Senior Woman Administrator

Michael Scholl Assistant Athletic Director • Communications
Primary Football Contact mike.scholl@vanderbilt.edu
574-876-6248

Brian Fremund Associate Athletic Director • Communications
Secondary Football Contact • Football Credentials • Swimming brian.fremund@vanderbilt.edu
251-623-3191

Will Owens Associate Communications Director
Football Visiting Team Liaison • Baseball will.owens@vanderbilt.edu

Jacob Bell Associate Communications Director
Men's Basketball • Women's Golf jacob.d.bell@vanderbilt.edu

Laura Topp Associate Communications Director
Lacrosse • Soccer laura.topp@vanderbilt.edu

Chris Caskey Associate Communications Director
Women's Basketball • Men's Golf chris.caskey@vanderbilt.edu

Pilar Ballough Assistant Communications Director
Bowling • Track & Field/Cross Country pilar.ballough@vanderbilt.edu

Blake Largent June Stewart Fellow
Women's Tennis • Men's Tennis jeffrey.b.largent@vanderbilt.edu

Gavin Nevill Strategic Projects Manager

Amon Kehr Manager • Visual Media

Brendan Ross Senior Content Lead • Football

Ricardo Odum Senior Graphic Designer

Danny Burger Videographer and Editor • Visual Media

Pete Jonas Content Creator

Garrett Ohrenberg Content Creator

AVAILABILITY REPORTING



The Southeastern Conference has instituted student-athlete availability reporting for all conference games starting in 2024. Schools are required to submit daily reporting starting three days prior to each conference football game, with a final report 90 minutes prior to kickoff.

Reports can be viewed at: SECSports.com/fbreports.

collegepressbox
SINCE 2005 EVERYTHING BUT THE PREGAME MEAL

collegepressbox is the official media website for Division I football. Access and download game notes, quotes, statistics, media guides, headshots, logos and more for all FBS schools, conferences, postseason games, awards and the College Football Playoff. For access, please register for an account at collegepressbox.com/register.

HONORS & AWARDS

VANDERBILT Commodores

• Two-time FWAA Cheez-It National Team of the Week (Sept. 3, Oct. 7)

SEDRICK ALEXANDER RB

• Earl Campbell Tyler Rose Award Watch List
• Earl Campbell Tyler Rose Award Player of the Week Honorable Mention (Oct. 8)

JULIAN ASHBY LS

• Patrick Mannelly Award Watch List

MILES CAPERS EDGE

• SEC Defensive Lineman of the Week (Oct. 7)

DONTAE CARTER S

• Preseason True Freshman All-American (247Sports)

MARK DAVIS CB

• Senior Bowl Watch List
• East-West Shrine Bowl 1000

LOIC FOUONJI WR

• East-West Shrine Bowl 1000

GUNNAR HANSEN OL

• Senior Bowl Watch List
• SEC Offensive Player of the Week (Oct. 7)

RICHIE HOSKINS WR

• Team captain
• Wuerffel Trophy Watch List
• AFCA Good Works Team Nominee

BRYAN LONGWELL LB

• TSWA Defensive Player of the Week (Sept. 3)

STEVEN LOSOYA OL

• Senior Bowl Watch List
• East-West Shrine Bowl 1000

JESSE MIRCO P

• Ray Guy Award Watch List

LANGSTON PATTERSON LB

• Team captain
• Preseason All-SEC (Athlon; third team)
• Preseason All-SEC (Phil Steele; fourth team)

DIEGO PAVIA QB

• Team captain
• The Athletic Top 100 Transfers
• East-West Shrine Bowl 1000
• SEC Offensive Player of the Week (Sept. 2)
• Manning Award Star of the Week (Sept. 3)
• Davey O'Brien Great 8 (Sept. 3)
• TSWA Offensive Player of the Week (Sept. 3)
• SEC Offensive Player of the Week (Oct. 7)

GLENN SEABROOKS III DL

• Pro Football Focus SEC Team of the Week (Sept. 16)

MARLEN SEWELL S

• Team captain

QUINCY SKINNER JR. WR

• Senior Bowl Watch List

ELI STOWERS TE

• Pro Football Focus National & SEC Teams of the Week (Sept. 16)
• Earl Campbell Tyler Rose Award Watch List
• Senior Bowl Watch List
• East-West Shrine Bowl 1000
• The Athletic 2024 Freaks List

BROCK TAYLOR K

• SEC Special Teams Player of the Week (Oct. 7)

Continued on next page.

HONORS & AWARDS
CJ TAYLOR S

- Team captain
- Bednarik Award Watch List
- Preseason All-SEC (Phil Steele; third team)
- Preseason All-SEC (Athlon; third team)
- Senior Bowl Watch List
- East-West Shrine Bowl 1000

KOLBEY TAYLOR CB

- The Athletic 2024 Freaks List

DE’RICKEY WRIGHT S

- Preseason All-SEC (Athlon; fourth team)
- Senior Bowl Watch List
- East-West Shrine Bowl 1000

ROSTER • NUMERICAL

| No. | Name | Pos. | Ht. | Wt. | Yr. | Hometown | Previous School |
|-----|----------------------|------|------|-----|-----|-------------------------|-----------------------------------|
| 0 | Aeneas DiCosmo | DL | 6-3 | 247 | Gr. | Montclair, N.J. | Bergen Catholic/Stanford |
| 0 | Junior Sherrill | WR | 5-11 | 188 | So. | Nashville, Tenn. | Lipscomb Academy |
| 1 | CJ Taylor | S | 6-1 | 205 | Sr. | McMinnville, Tenn. | Warren County |
| 1 | Dariyan Wiley | WR | 6-1 | 200 | Gr. | Atlanta, Ga. | Douglas County/Louisiana-Monroe |
| 2 | Randon Fontenette | STAR | 6-2 | 220 | So. | Freeport, Texas | Brazosport/TCU |
| 2 | Diego Pavia | QB | 6-0 | 207 | Gr. | Albuquerque, N.M. | Volcano Vista/New Mexico State |
| 3 | Quincy Skinner Jr. | WR | 6-2 | 205 | Sr. | Pompano Beach, Fla. | St. Thomas Aquinas |
| 4 | Bryan Longwell | LB | 6-1 | 227 | So. | Nashville, Tenn. | Lipscomb Academy |
| 5 | Richie Hoskins | WR | 6-1 | 196 | Sr. | Lake Forest, Ill. | Lake Forest/Middlebury |
| 5 | Yılanan Ouattara | DL | 6-7 | 311 | Jr. | Cologne, Germany | Cologne Crocodiles |
| 6 | Kolbey Taylor | CB | 6-3 | 190 | Sr. | Ft. Lauderdale, Fla. | Pasadena Memorial (Texas)/Wyoming |
| 7 | Drew Dickey | QB | 6-1 | 210 | Jr. | Austin, Texas | Regents School |
| 7 | Marlen Sewell | S | 6-1 | 198 | Sr. | Birmingham, Ala. | Shades Valley |
| 8 | Nate Johnson | QB | 6-1 | 196 | Jr. | Fresno, Calif. | Clovis/Utah |
| 8 | Tyson Russell | CB | 5-11 | 185 | Gr. | Plantation, Fla. | St. Thomas Aquinas |
| 9 | Eli Stowers | TE | 6-4 | 235 | Gr. | Denton, Texas | Denton Guyer/New Mexico State |
| 10 | Whit Muschamp | QB | 6-1 | 190 | Fr. | Columbia, S.C. | Baylor School (Tenn.) |
| 10 | Langston Patterson | LB | 6-1 | 230 | Jr. | Nashville, Tenn. | Christ Presbyterian Academy |
| 11 | Darren Agu | EDGE | 6-6 | 249 | Jr. | London, England | Rabun-Gap Nacoochee (Ga.) |
| 11 | Loic Fouonji | WR | 6-4 | 215 | Gr. | Midland, Texas | Midland Lee/Texas Tech |
| 12 | Brennan Storer | QB | 5-11 | 198 | So. | Dallas, Texas | Highland Park |
| 12 | Jeffrey Ugochukwu | STAR | 6-1 | 205 | Jr. | Richmond, Texas | George Ranch |
| 13 | Chase Gillespie | RB | 5-10 | 200 | Jr. | Tallahassee, Fla. | Amos P. Godby |
| 14 | Steven Sannieniola | S | 6-2 | 205 | Jr. | Bowie, Md. | Quince Orchard |
| 14 | Jérémy St-Hilaire | QB | 6-4 | 220 | Fr. | Montréal, Canada | McCallie School (Tenn.) |
| 15 | Jeremiah Dillon | WR | 6-1 | 191 | Jr. | Tylertown, Miss. | Tylertown/Ole Miss |
| 15 | Zaylin Wood | DL | 6-0 | 280 | Gr. | Bowdon, Ga. | Heard County/Middle Tennessee |
| 16 | Cole Spence | TE | 6-7 | 250 | Jr. | Roswell, Ga. | Mount Pisgah Christian |
| 17 | Mark Davis | CB | 6-2 | 196 | Gr. | Bradenton, Fla. | Braden River/Southern Illinois |
| 18 | Jalen Gilbert | S | 6-0 | 190 | So. | Round Rock, Texas | Round Rock |
| 18 | Hayden Moses | QB | 5-9 | 163 | Sr. | Hollis, N.H. | Brighton Academy/Grinnell |
| 19 | Blaze Berlowitz | QB | 6-3 | 205 | So. | Cushing, Okla. | Cushing/New Mexico State |
| 19 | De'Rickey Wright | S | 6-4 | 229 | Gr. | Gadsden, Ala. | Gadsden |
| 20 | Prince Kolli | LB | 6-1 | 227 | Sr. | Jonesborough, Tenn. | David Crockett/Notre Dame |
| 21 | Dontae Carter | S | 6-1 | 185 | Fr. | San Antonio, Texas | Byron P. Steele |
| 22 | Bryce Cowan | LB | 6-4 | 231 | Jr. | Tallahassee, Fla. | Amos P. Godby |
| 23 | AJ Newberry | RB | 6-1 | 197 | So. | Grand Prairie, Texas | South Grand Prairie |
| 24 | Nick Rinaldi | LB | 6-3 | 234 | Jr. | Dover, Mass. | Dover-Sherborn |
| 25 | Martel Hight | CB | 6-0 | 180 | So. | Rome, Ga. | Rome |
| 26 | Micah Bell | WR | 5-10 | 177 | So. | Houston, Texas | Kinkaid School/Notre Dame |
| 26 | Alvin Williamson Jr. | CB | 6-0 | 200 | Fr. | Cibolo, Texas | Byron P. Steele |
| 27 | Jaylin Lackey | CB | 6-0 | 198 | Fr. | Atlanta, Ga. | South Gwinnett |
| 28 | Sedrick Alexander | RB | 5-9 | 200 | So. | Austin, Texas | LBJ |
| 28 | Thomas Jones | CB | 5-11 | 183 | Fr. | Smyrna, Tenn. | Smyrna |
| 29 | Miles Capers | EDGE | 6-4 | 235 | Sr. | Sumter, S.C. | Sumter |
| 29 | Jesse Mirco | P | 6-4 | 222 | Gr. | Fremantle, W. Australia | ProKick Australia/Ohio State |
| 30 | Trudell Berry | CB | 6-1 | 196 | Jr. | Baytown, Texas | Lee |
| 31 | Tate Hamby | S | 6-2 | 190 | Fr. | West Monroe, La. | Ouachita Christian |
| 32 | Mason Carter | EDGE | 6-5 | 234 | Fr. | Jacksonville, Fla. | Baldwin |
| 33 | Boubacar Diakite | EDGE | 6-4 | 239 | Jr. | Birmingham, Ala. | Pinson Valley |
| 33 | Moni Jones | RB | 6-2 | 225 | Gr. | Tulsa, Okla. | Memorial/New Mexico State |
| 34 | Johann Cardenas | RB | 6-0 | 223 | Fr. | Katy, Texas | Saint Thomas |
| 34 | Maurice Hampton | STAR | 6-0 | 218 | Gr. | Memphis, Tenn. | University School/Memphis |
| 35 | Payne Daniel | S | 5-11 | 170 | So. | Nashville, Tenn. | Montgomery Bell Academy |
| 36 | Alan Wright | CB | 6-0 | 185 | Sr. | Fayetteville, Ga. | Woodward Academy |
| 37 | Ty Burd | WR | 6-1 | 175 | So. | Nashville, Tenn. | Montgomery Bell Academy |
| 37 | Jailen Ruth | EDGE | 6-3 | 212 | So. | Hawthorne, Fla. | Hawthorne |
| 38 | Will Faris | K | 6-1 | 160 | Sr. | Dallas, Texas | Lake Highlands |
| 39 | Jackson Heis | WR | 6-2 | 202 | So. | Boston, Mass. | Highland Park (Texas) |
| 39 | Brail Lipford | STAR | 5-9 | 180 | Gr. | Chandler, Ariz. | Higley/Rocky Mountain College |

| No. | Name | Pos. | Ht. | Wt. | Yr. | Hometown | Previous School |
|-----|------------------------|-------|------|-----|-----|---------------------|---|
| 40 | Jamison Curtis | LB | 6-1 | 239 | Fr. | Saraland, Ala. | Saraland |
| 40 | Mason Rohmiller | K | 6-1 | 195 | Jr. | Fort Mitchell, Ky. | St. Xavier/San Diego |
| 41 | Jamezell Lassiter | WR | 5-8 | 196 | Fr. | Providence, R.I. | La Salle Academy |
| 42 | Jake Balis | RB | 5-9 | 200 | Fr. | Granger, Ind. | Penn |
| 42 | Callahan Blair | EDGE | 6-4 | 219 | Fr. | Palm Harbor, Fla. | Calvary Christian Academy |
| 43 | Will Conley | K | 6-1 | 195 | Gr. | Chicago, Ill. | Jones College Prep |
| 43 | Dominic Rezac | RB | 6-1 | 190 | Jr. | Omaha, Neb. | Westside |
| 44 | Gabe Fisher | FB/TE | 6-1 | 240 | So. | Nashville, Tenn. | Montgomery Bell Academy |
| 45 | Emmanuel Adebisi | TE | 6-5 | 266 | Gr. | Wilmington, Del. | Wilmington Friends School/Cornell |
| 45 | Ty Bartholomew | LB | 6-1 | 212 | So. | Nashville, Tenn. | Montgomery Bell Academy |
| 46 | Mustafa Dannett | CB | 6-0 | 175 | Jr. | New London, Conn. | New London |
| 47 | Isaiah Fontan | RB | 5-7 | 202 | Jr. | Hartford, Conn. | Capital Prep |
| 48 | Julian Ashby | LS | 6-1 | 221 | Gr. | Lilburn, Ga. | Parkview/Furman |
| 48 | Larry Benton III | TE | 6-4 | 221 | Fr. | Cypress, Texas | St. Thomas |
| 49 | Simeon Boulware | DL | 6-5 | 246 | Fr. | Dacula, Ga. | Dacula |
| 50 | Chase Mitchell | OL | 6-4 | 320 | Gr. | Washington, Pa. | Washington/Liberty |
| 51 | Daniel Gaw | LS | 6-2 | 230 | Sr. | Nashville, Tenn. | Montgomery Bell Academy |
| 52 | Kevo Wesley | OL | 6-4 | 317 | Gr. | Chicago, Ill. | Curie |
| 53 | Glenn Seabrooks III | DL | 6-3 | 340 | Fr. | Nashville, Tenn. | Davidson Academy |
| 54 | Steven Hubbard | OL | 6-3 | 330 | Gr. | Houston, Texas | Benjamin O. Davis/Texas-El Paso |
| 55 | Gunnar Hansen | OL | 6-5 | 330 | Sr. | Boca Raton, Fla. | St. Thomas Aquinas |
| 57 | Max Fisher | OL | 6-2 | 311 | So. | Nashville, Tenn. | Montgomery Bell Academy/Trinity (Texas) |
| 58 | Carson Casteel | LB | 6-2 | 222 | Sr. | Florence, Ala. | Florence/Michigan State |
| 60 | Duncan MacDonald | OL | 6-5 | 295 | Jr. | Newbury, Mass. | Milton Academy |
| 62 | CJ Williams | OL | 6-6 | 331 | Fr. | Amityville, N.Y. | Deerfield Academy (Mass.) |
| 63 | Jacob Katona | DL | 6-5 | 264 | Sr. | Birmingham, Ala. | Oak Mountain/Stanford |
| 64 | Delfin Xavier Castillo | OL | 6-5 | 361 | Sr. | Kissimmee, Fla. | Osceola |
| 66 | Anthony Miles | OL | 6-5 | 321 | So. | Birmingham, Ala. | Ramsay |
| 68 | Steven Losoya | OL | 6-3 | 324 | Gr. | Nashville, Tenn. | Overton/Mississippi State |
| 69 | Cooper Starks | OL | 6-5 | 329 | So. | Girard, Ill. | North Mac |
| 70 | Cade McConnell | OL | 6-5 | 315 | Jr. | Choctaw, Okla. | Choctaw/Minnesota |
| 71 | Gage Pitchford | OL | 6-6 | 315 | Gr. | Newnan, Ga. | East Coweta |
| 72 | Josh Raymond | OL | 6-4 | 298 | Fr. | Orlando, Fla. | Lake Mary |
| 73 | Charlie Clark | OL | 6-7 | 316 | Sr. | Madison, Wis. | Edgewood |
| 74 | Cameron Bosen | OL | 6-6 | 318 | Fr. | Brentwood, Tenn. | Ravenwood |
| 75 | Misael Sandoval | OL | 6-6 | 337 | So. | Chula Vista, Calif. | St. Augustine |
| 76 | Grayson Morgan | OL | 6-5 | 292 | Jr. | Nashville, Tenn. | Montgomery Bell Academy |
| 77 | David Siegel | OL | 6-6 | 300 | Jr. | New Canaan, Conn. | The Hun School (N.J.) |
| 78 | Keegan Wechsler | OL | 6-2 | 281 | So. | Frisco, Texas | Legacy Christan Academy |
| 79 | Conor Weasler | P | 6-0 | 181 | So. | Kentfield, Calif. | Redwood |
| 80 | Tristen Brown | WR | 5-10 | 185 | Fr. | Houston, Texas | Lamar |
| 81 | Hutch Baird | WR | 6-1 | 197 | Sr. | Concord, Ohio | Mentor/Johns Hopkins |
| 82 | Brycen Coleman | WR | 6-5 | 210 | Fr. | Ocean City, Md. | Decatur |
| 83 | Derek Kee | WR | 6-4 | 190 | So. | Trenton, Tenn. | Peabody |
| 84 | Kamrean Johnson | TE | 6-5 | 230 | So. | Mobile, Ala. | Theodore |
| 85 | Landon Wells | WR | 5-10 | 180 | Jr. | Brentwood, Tenn. | Brentwood Academy |
| 86 | Witt Edwards | WR | 6-5 | 200 | Fr. | Fairfax, Okla. | Wagoner |
| 87 | Joseph McVay | WR | 6-1 | 200 | Fr. | Earle, Ark. | Earle |
| 88 | Boski Barrett | WR | 5-11 | 175 | Fr. | Knoxville, Tenn. | Webb School |
| 88 | Brock Taylor | K | 6-1 | 161 | So. | Knoxville, Tenn. | Knoxville Catholic |
| 90 | Ted Gregoire | DL | 6-3 | 327 | So. | Roselle, N.J. | Hudson Catholic |
| 91 | Christian James | DL | 6-4 | 290 | Gr. | Memphis, Tenn. | Christian Brothers |
| 92 | Evan Herrmann | DL | 6-6 | 225 | So. | Sussex, Wis. | Hamilton |
| 94 | Bradley Mann | DL | 6-6 | 288 | Jr. | Jacksonville, Fla. | The Bolles School |
| 95 | Linus Zunk | DL | 6-6 | 263 | Jr. | Berlin, Germany | Rabun Gap-Nacoochee (Ga.) |
| 96 | Khordae Sydnor | DL | 6-4 | 266 | Sr. | Harlem, N.Y. | Iona Prep/Purdue |
| 97 | Hayden Bray | EDGE | 6-7 | 277 | Gr. | Austin, Texas | Westlake/Oklahoma |
| 98 | De'Marion Thomas | DL | 6-2 | 334 | So. | Tulsa, Okla. | Union |
| 99 | Devin Lee | DL | 6-2 | 290 | Sr. | McDonough, Ga. | Ola |

ROSTER • ALPHABETICAL

| No. | Name | Pos. | Ht. | Wt. | Yr. | Hometown | Previous School | No. | Name | Pos. | Ht. | Wt. | Yr. | Hometown | Previous School |
|-----|------------------------|-------|------|-----|-----|--------------------|---|-----|----------------------|------|------|-----|-----|-------------------------|-----------------------------------|
| 45 | Emmanuel Adeb | TE | 6-5 | 266 | Gr. | Wilmington, Del. | Wilmington Friends School/Cornell | 63 | Jacob Katona | DL | 6-5 | 264 | Sr. | Birmingham, Ala. | Oak Mountain/Stanford |
| 11 | Darren Agu | EDGE | 6-6 | 249 | Jr. | London, England | Rabun-Gap Nacoochee (Ga.) | 83 | Derek Kee | WR | 6-4 | 190 | So. | Trenton, Tenn. | Peabody |
| 28 | Sedrick Alexander | RB | 5-9 | 200 | So. | Austin, Texas | LBJ | 20 | Prince Kollie | LB | 6-1 | 227 | Sr. | Jonesborough, Tenn. | David Crockett/Notre Dame |
| 48 | Julian Ashby | LS | 6-1 | 221 | Gr. | Lilburn, Ga. | Parkview/Furman | 27 | Jaylin Lackey | CB | 6-0 | 198 | Fr. | Atlanta, Ga. | South Gwinnett |
| 81 | Hutch Baird | WR | 6-1 | 197 | Sr. | Concord, Ohio | Mentor/Johns Hopkins | 41 | Jamezell Lassiter | WR | 5-8 | 196 | Fr. | Providence, R.I. | La Salle Academy |
| 42 | Jake Balis | RB | 5-9 | 200 | Fr. | Granger, Ind. | Penn | 99 | Devin Lee | DL | 6-2 | 290 | Sr. | McDonough, Ga. | Ola |
| 88 | Boski Barrett | WR | 5-11 | 175 | Fr. | Knoxville, Tenn. | Webb School | 39 | Brail Lipford | STAR | 5-9 | 180 | Gr. | Chandler, Ariz. | Higley/Rocky Mountain College |
| 45 | Ty Bartholomew | LB | 6-1 | 212 | So. | Nashville, Tenn. | Montgomery Bell Academy | 4 | Bryan Longwell | LB | 6-1 | 227 | So. | Nashville, Tenn. | Lipscomb Academy |
| 26 | Micah Bell | WR | 5-10 | 177 | So. | Houston, Texas | Kinkaid School/Notre Dame | 68 | Steven Losoya | OL | 6-3 | 324 | Gr. | Nashville, Tenn. | Overton/Mississippi State |
| 48 | Larry Benton III | TE | 6-4 | 221 | Fr. | Cypress, Texas | St. Thomas | 60 | Duncan MacDonald | OL | 6-5 | 295 | Jr. | Newbury, Mass. | Milton Academy |
| 19 | Blaze Berlowitz | QB | 6-3 | 205 | So. | Cushing, Okla. | Cushing/New Mexico State | 94 | Bradley Mann | DL | 6-6 | 288 | Jr. | Jacksonville, Fla. | The Bolles School |
| 30 | Trudell Berry | CB | 6-1 | 196 | Jr. | Baytown, Texas | Lee | 70 | Cade McConnell | OL | 6-5 | 315 | Jr. | Choctaw, Okla. | Choctaw/Minnesota |
| 42 | Callahan Blair | EDGE | 6-4 | 219 | Fr. | Palm Harbor, Fla. | Calvary Christian Academy | 87 | Joseph McVay | WR | 6-1 | 200 | Fr. | Earle, Ark. | Earle |
| 74 | Cameron Bosen | OL | 6-6 | 318 | Fr. | Brentwood, Tenn. | Ravenwood | 66 | Anthony Miles | OL | 6-5 | 321 | So. | Birmingham, Ala. | Ramsay |
| 49 | Simeon Boulware | DL | 6-5 | 246 | Fr. | Dacula, Ga. | Dacula | 29 | Jesse Mirco | P | 6-4 | 222 | Gr. | Fremantle, W. Australia | ProKick Australia/Ohio State |
| 97 | Hayden Bray | EDGE | 6-7 | 277 | Gr. | Austin, Texas | Westlake/Oklahoma | 50 | Chase Mitchell | OL | 6-4 | 320 | Gr. | Washington, Pa. | Washington/Liberty |
| 80 | Tristen Brown | WR | 5-10 | 185 | Fr. | Houston, Texas | Lamar | 76 | Grayson Morgan | OL | 6-5 | 292 | Jr. | Nashville, Tenn. | Montgomery Bell Academy |
| 37 | Ty Burd | WR | 6-1 | 175 | So. | Nashville, Tenn. | Montgomery Bell Academy | 18 | Hayden Moses | QB | 5-9 | 163 | Sr. | Hollis, N.H. | Brighton Academy/Grinnell |
| 29 | Miles Capers | EDGE | 6-4 | 235 | Sr. | Sumter, S.C. | Sumter | 10 | Whit Muschamp | QB | 6-1 | 190 | Fr. | Columbia, S.C. | Baylor School (Tenn.) |
| 34 | Johann Cardenas | RB | 6-0 | 223 | Fr. | Katy, Texas | Saint Thomas | 23 | AJ Newberry | RB | 6-1 | 197 | So. | Grand Prairie, Texas | South Grand Prairie |
| 21 | Dontae Carter | S | 6-1 | 185 | Fr. | San Antonio, Texas | Byron P. Steele | 5 | Yılanan Ouattara | DL | 6-7 | 311 | Jr. | Cologne, Germany | Cologne Crocodiles |
| 32 | Mason Carter | EDGE | 6-5 | 234 | Fr. | Jacksonville, Fla. | Baldwin | 10 | Langston Patterson | LB | 6-1 | 230 | Jr. | Nashville, Tenn. | Christ Presbyterian Academy |
| 58 | Carson Casteel | LB | 6-2 | 222 | Sr. | Florence, Ala. | Florence/Michigan State | 2 | Diego Pavia | QB | 6-0 | 207 | Gr. | Albuquerque, N.M. | Volcano Vista/New Mexico State |
| 64 | Delfin Xavier Castillo | OL | 6-5 | 361 | Sr. | Kissimmee, Fla. | Osceola | 71 | Gage Pitchford | OL | 6-6 | 315 | Gr. | Newnan, Ga. | East Coweta |
| 73 | Charlie Clark | OL | 6-7 | 316 | Sr. | Madison, Wis. | Edgewood | 72 | Josh Raymond | OL | 6-4 | 298 | Fr. | Orlando, Fla. | Lake Mary |
| 82 | Brycen Coleman | WR | 6-5 | 210 | Fr. | Ocean City, Md. | Decatur | 43 | Dominic Rezac | RB | 6-1 | 190 | Jr. | Omaha, Neb. | Westside |
| 43 | Will Conley | K | 6-1 | 195 | Gr. | Chicago, Ill. | Jones College Prep | 24 | Nick Rinaldi | LB | 6-3 | 234 | Jr. | Dover, Mass. | Dover-Sherborn |
| 22 | Bryce Cowan | LB | 6-4 | 231 | Jr. | Tallahassee, Fla. | Amos P. Godby | 40 | Mason Rohmiller | K | 6-1 | 195 | Jr. | Fort Mitchell, Ky. | St. Xavier/San Diego |
| 40 | Jamison Curtis | LB | 6-1 | 239 | Fr. | Saraland, Ala. | Saraland | 8 | Tyson Russell | CB | 5-11 | 185 | Gr. | Plantation, Fla. | St. Thomas Aquinas |
| 35 | Payne Daniel | S | 5-11 | 170 | So. | Nashville, Tenn. | Montgomery Bell Academy | 37 | Jailen Ruth | EDGE | 6-3 | 212 | So. | Hawthorne, Fla. | Hawthorne |
| 46 | Mustafa Dannett | CB | 6-0 | 175 | Jr. | New London, Conn. | New London | 75 | Misael Sandoval | OL | 6-6 | 337 | So. | Chula Vista, Calif. | St. Augustine |
| 17 | Mark Davis | CB | 6-2 | 196 | Gr. | Bradenton, Fla. | Braden River/Southern Illinois | 14 | Steven Sannieniola | S | 6-2 | 205 | Jr. | Bowie, Md. | Quince Orchard |
| 33 | Boubacar Diakite | EDGE | 6-4 | 239 | Jr. | Birmingham, Ala. | Pinson Valley | 53 | Glenn Seabrooks III | DL | 6-3 | 340 | Fr. | Nashville, Tenn. | Davidson Academy |
| 7 | Drew Dickey | QB | 6-1 | 210 | Jr. | Austin, Texas | Regents School | 7 | Marlen Sewell | S | 6-1 | 198 | Sr. | Birmingham, Ala. | Shades Valley |
| 0 | Aeneas DiCosmo | DL | 6-3 | 247 | Gr. | Montclair, N.J. | Bergen Catholic/Stanford | 0 | Junior Sherrill | WR | 5-11 | 188 | So. | Nashville, Tenn. | Lipscomb Academy |
| 15 | Jeremiah Dillon | WR | 6-1 | 191 | Jr. | Tylertown, Miss. | Tylertown/Ole Miss | 77 | David Siegel | OL | 6-6 | 300 | Jr. | New Canaan, Conn. | The Hun School (N.J.) |
| 86 | Witt Edwards | WR | 6-5 | 200 | Fr. | Fairfax, Okla. | Wagoner | 3 | Quincy Skinner Jr. | WR | 6-2 | 205 | Sr. | Pompano Beach, Fla. | St. Thomas Aquinas |
| 38 | Will Faris | K | 6-1 | 160 | Sr. | Dallas, Texas | Lake Highlands | 16 | Cole Spence | TE | 6-7 | 250 | Jr. | Roswell, Ga. | Mount Pisgah Christian |
| 44 | Gabe Fisher | FB/TE | 6-1 | 240 | So. | Nashville, Tenn. | Montgomery Bell Academy | 14 | Jérémy St-Hilaire | QB | 6-4 | 220 | Fr. | Montréal, Canada | McCallie School (Tenn.) |
| 57 | Max Fisher | OL | 6-2 | 311 | So. | Nashville, Tenn. | Montgomery Bell Academy/Trinity (Texas) | 69 | Cooper Starks | OL | 6-5 | 329 | So. | Girard, Ill. | North Mac |
| 47 | Isaiah Fontan | RB | 5-7 | 202 | Jr. | Hartford, Conn. | Capital Prep | 12 | Brennan Storer | QB | 5-11 | 198 | So. | Dallas, Texas | Highland Park |
| 2 | Randon Fontenette | STAR | 6-2 | 220 | So. | Freeport, Texas | Brazosport/TCU | 9 | Eli Stowers | TE | 6-4 | 235 | Gr. | Denton, Texas | Denton Guyer/New Mexico State |
| 11 | Loic Fouonji | WR | 6-4 | 215 | Gr. | Midland, Texas | Midland Lee/Texas Tech | 96 | Khordae Sydnor | DL | 6-4 | 266 | Sr. | Harlem, N.Y. | Iona Prep/Purdue |
| 51 | Daniel Gaw | LS | 6-2 | 230 | Sr. | Nashville, Tenn. | Montgomery Bell Academy | 88 | Brock Taylor | K | 6-1 | 161 | So. | Knoxville, Tenn. | Knoxville Catholic |
| 18 | Jalen Gilbert | S | 6-0 | 190 | So. | Round Rock, Texas | Round Rock | 1 | CJ Taylor | S | 6-1 | 205 | Sr. | McMinnville, Tenn. | Warren County |
| 13 | Chase Gillespie | RB | 5-10 | 200 | Jr. | Tallahassee, Fla. | Amos P. Godby | 6 | Kolbey Taylor | CB | 6-3 | 190 | Sr. | Ft. Lauderdale, Fla. | Pasadena Memorial (Texas)/Wyoming |
| 90 | Ted Gregoire | DL | 6-3 | 327 | So. | Roselle, N.J. | Hudson Catholic | 98 | De'Marion Thomas | DL | 6-2 | 334 | So. | Tulsa, Okla. | Union |
| 31 | Tate Hamby | S | 6-2 | 190 | Fr. | West Monroe, La. | Ouachita Christian | 12 | Jeffrey Ugochukwu | STAR | 6-1 | 205 | Jr. | Richmond, Texas | George Ranch |
| 34 | Maurice Hampton | STAR | 6-0 | 218 | Gr. | Memphis, Tenn. | University School/Memphis | 79 | Conor Weasler | P | 6-0 | 181 | So. | Kentfield, Calif. | Redwood |
| 55 | Gunnar Hansen | OL | 6-5 | 330 | Sr. | Boca Raton, Fla. | St. Thomas Aquinas | 78 | Keegan Wechsler | OL | 6-2 | 281 | So. | Frisco, Texas | Legacy Christan Academy |
| 39 | Jackson Heis | WR | 6-2 | 202 | So. | Boston, Mass. | Highland Park (Texas) | 85 | Landon Wells | WR | 5-10 | 180 | Jr. | Brentwood, Tenn. | Brentwood Academy |
| 92 | Evan Herrmann | DL | 6-6 | 225 | So. | Sussex, Wis. | Hamilton | 52 | Kevo Wesley | OL | 6-4 | 317 | Gr. | Chicago, Ill. | Curie |
| 25 | Martel Hight | CB | 6-0 | 180 | So. | Rome, Ga. | Rome | 1 | Dariyan Wiley | WR | 6-1 | 200 | Gr. | Atlanta, Ga. | Douglas County/Louisiana-Monroe |
| 5 | Richie Hoskins | WR | 6-1 | 196 | Sr. | Lake Forest, Ill. | Lake Forest/Middlebury | 62 | CJ Williams | OL | 6-6 | 331 | Fr. | Amityville, N.Y. | Deerfield Academy (Mass.) |
| 54 | Steven Hubbard | OL | 6-3 | 330 | Gr. | Houston, Texas | Benjamin O. Davis/Texas-El Paso | 26 | Alvin Williamson Jr. | CB | 6-0 | 200 | Fr. | Cibolo, Texas | Byron P. Steele |
| 91 | Christian James | DL | 6-4 | 290 | Gr. | Memphis, Tenn. | Christian Brothers | 15 | Zaylin Wood | DL | 6-0 | 280 | Gr. | Bowdon, Ga. | Heard County/Middle Tennessee |
| 84 | Kamrean Johnson | TE | 6-5 | 230 | So. | Mobile, Ala. | Theodore | 36 | Alan Wright | CB | 6-0 | 185 | Sr. | Fayetteville, Ga. | Woodward Academy |
| 8 | Nate Johnson | QB | 6-1 | 196 | Jr. | Fresno, Calif. | Clovis/Utah | 19 | De'Rickey Wright | S | 6-4 | 229 | Gr. | Gadsden, Ala. | Gadsden |
| 33 | Moni Jones | RB | 6-2 | 225 | Gr. | Tulsa, Okla. | Memorial/New Mexico State | 95 | Linus Zunk | DL | 6-6 | 263 | Jr. | Berlin, Germany | Rabun Gap-Nacoochee (Ga.) |
| 28 | Thomas Jones | CB | 5-11 | 183 | Fr. | Smyrna, Tenn. | Smyrna | | | | | | | | |

ROSTER • POSITIONAL
 OFFENSE
 DEFENSE/ST

| No. | Name | Pos. | Yr. | No. | Name | Pos. | Yr. |
|-----|------------------------|-------|-----|-----|----------------------|------|-----|
| 2 | Diego Pavia | QB | Gr. | 0 | Aeneas DiCosmo | DL | Gr. |
| 7 | Drew Dickey | QB | Jr. | 5 | Yılanan Ouattara | DL | Jr. |
| 8 | Nate Johnson | QB | Jr. | 15 | Zaylin Wood | DL | Gr. |
| 10 | Whit Muschamp | QB | Fr. | 49 | Simeon Boulware | DL | Fr. |
| 12 | Brennan Storer | QB | So. | 53 | Glenn Seabrooks | DL | Fr. |
| 14 | Jérémy St-Hilaire | QB | Fr. | 63 | Jacob Katona | DL | Sr. |
| 18 | Hayden Moses | QB | Sr. | 90 | Ted Gregoire | DL | So. |
| 19 | Blaze Berlowitz | QB | So. | 91 | Christian James | DL | Gr. |
| 13 | Chase Gillespie | RB | Jr. | 92 | Evan Herrmann | DL | So. |
| 23 | AJ Newberry | RB | So. | 94 | Bradley Mann | DL | Jr. |
| 28 | Sedrick Alexander | RB | So. | 95 | Linus Zunk | DL | Jr. |
| 33 | Jamoni Jones | RB | Gr. | 96 | Khordae Sydnor | DL | Sr. |
| 34 | Johann Cardenas | RB | Fr. | 98 | De'Marion Thomas | DL | So. |
| 42 | Jake Balis | RB | Fr. | 99 | Devin Lee | DL | Sr. |
| 47 | Isaiah Fontan | RB | Jr. | 11 | Darren Agu | EDGE | Jr. |
| 0 | Junior Sherrill | WR | So. | 29 | Miles Capers | EDGE | Sr. |
| 1 | Dariyan Wiley | WR | Gr. | 32 | Mason Carter | EDGE | Fr. |
| 3 | Quincy Skinner Jr. | WR | Sr. | 33 | Boubacar Diakite | EDGE | Jr. |
| 5 | Richie Hoskins | WR | Sr. | 37 | Jailen Ruth | EDGE | So. |
| 11 | Loic Fouonji | WR | Gr. | 42 | Callahan Blair | EDGE | Fr. |
| 15 | Jeremiah Dillon | WR | Jr. | 97 | Hayden Bray | EDGE | Gr. |
| 26 | Micah Bell | WR | Jr. | 4 | Bryan Longwell | LB | So. |
| 31 | Landon Wells | WR | Jr. | 10 | Langston Patterson | LB | Jr. |
| 37 | Ty Burd | WR | So. | 20 | Prince Kollie | LB | Sr. |
| 39 | Jackson Heis | WR | So. | 22 | Bryce Cowan | LB | Jr. |
| 41 | Jamezell Lassiter | WR | Fr. | 24 | Nick Rinaldi | LB | Jr. |
| 80 | Tristen Brown | WR | Fr. | 40 | Jamison Curtis | LB | Fr. |
| 81 | Hutch Baird | WR | Sr. | 45 | Ty Bartholomew | LB | So. |
| 82 | Brycen Coleman | WR | Fr. | 58 | Carson Casteel | LB | Sr. |
| 83 | Derek Kee | WR | So. | 2 | Randon Fontenette | STAR | So. |
| 87 | Joseph McVay | WR | Fr. | 12 | Jeffrey Ugochukwu | STAR | Jr. |
| 88 | Boski Barrett | WR | Fr. | 34 | Maurice Hampton | STAR | Gr. |
| 9 | Eli Stowers | TE | Gr. | 39 | Brail Lipford | STAR | Gr. |
| 16 | Cole Spence | TE | Jr. | 6 | Kolbey Taylor | CB | Sr. |
| 44 | Gabe Fisher | FB/TE | So. | 8 | Tyson Russell | CB | Gr. |
| 45 | Manny Adebí | TE | Gr. | 17 | Mark Davis | CB | Gr. |
| 48 | Larry Benton | TE | Fr. | 25 | Martel Hight | CB | So. |
| 84 | Kamrean Johnson | TE | So. | 26 | Alvin Williamson Jr. | CB | Fr. |
| 86 | Witt Edwards | TE | Fr. | 27 | Jaylin Lackey | CB | Fr. |
| 50 | Chase Mitchell | OL | Gr. | 28 | Thomas Jones | CB | Fr. |
| 52 | Kevo Wesley | OL | Gr. | 30 | Trudell Berry | CB | Jr. |
| 54 | Steven Hubbard | OL | Gr. | 36 | Alan Wright | CB | Sr. |
| 55 | Gunnar Hansen | OL | Sr. | 46 | Mustafa Dannett | CB | Jr. |
| 57 | Max Fisher | OL | So. | 1 | CJ Taylor | S | Sr. |
| 60 | Duncan MacDonald | OL | Jr. | 7 | Marlen Sewell | S | Sr. |
| 62 | CJ Williams | OL | Fr. | 14 | Steven Sannieniola | S | Jr. |
| 64 | Delfin Xavier Castillo | OL | Sr. | 18 | Jalen Gilbert | S | So. |
| 66 | Anthony Miles | OL | So. | 19 | De'Rickey Wright | S | Sr. |
| 68 | Steven Losoya | OL | Gr. | 21 | Dontae Carter | S | Fr. |
| 69 | Cooper Starks | OL | So. | 31 | Tate Hamby | S | Fr. |
| 70 | Cade McConnell | OL | Jr. | 35 | Payne Daniel | S | So. |
| 71 | Gage Pitchford | OL | Gr. | 43 | Dominic Rezac | S | Jr. |
| 72 | Josh Raymond | OL | Fr. | 29 | Jesse Mirco | P | Gr. |
| 73 | Charlie Clark | OL | Sr. | 38 | Will Faris | K | Sr. |
| 74 | Cameron Bosen | OL | Fr. | 40 | Mason Rohmiller | K | Jr. |
| 75 | Misael Sandoval | OL | So. | 43 | Will Conley | K | Gr. |
| 76 | Grayson Morgan | OL | Jr. | 48 | Julian Ashby | LS | Gr. |
| 77 | David Siegel | OL | Jr. | 51 | Daniel Gaw | LS | Sr. |
| 78 | Keegan Wechsler | OL | So. | 79 | Conor Weasler | P | So. |
| | | | | 88 | Brock Taylor | K | So. |

ROSTER • GEOGRAPHIC
 28 STATES & 5 COUNTRIES

| No. | Name | Pos. | Hometown | No. | Name | Pos. | Hometown |
|-----|------------------------|------|----------------------|-----|----------------------|-------|-------------------------|
| 63 | Jacob Katona | DL | Birmingham, Ala. | 81 | Hutch Baird | WR | Concord, Ohio |
| 66 | Anthony Miles | OL | Birmingham, Ala. | 70 | Cade McConnell | OL | Choctaw, Okla. |
| 7 | Marlen Sewell | S | Birmingham, Ala. | 19 | Blaze Berlowitz | QB | Cushing, Okla. |
| 58 | Carson Casteel | LB | Florence, Ala. | 33 | Jamoni Jones | RB | Tulsa, Okla. |
| 19 | De'Rickey Wright | S | Gadsden, Ala. | 98 | De'Marion Thomas | DL | Tulsa, Okla. |
| 33 | Boubacar Diakite | EDGE | Pinson, Ala. | 86 | Witt Edwards | TE | Wagoner, Okla. |
| 40 | Jamison Curtis | LB | Saraland, Ala. | 50 | Chase Mitchell | OL | Washington, Pa. |
| 84 | Kamrean Johnson | TE | Theodore, Ala. | 41 | Jamezell Lassiter | WR | Providence, R.I. |
| 39 | Brail Lipford | STAR | Gilbert, Ariz. | 10 | Whit Muschamp | QB | Columbia, S.C. |
| 87 | Joseph McVay | WR | Earle, Ark. | 29 | Miles Capers | EDGE | Sumter, S.C. |
| 75 | Misael Sandoval | OL | Chula Vista, Calif. | 31 | Landon Wells | WR | Brentwood, Tenn. |
| 8 | Nate Johnson | QB | Fresno, Calif. | 20 | Prince Kollie | LB | Jonesborough, Tenn. |
| 79 | Conor Weasler | P | Kentfield, Calif. | 88 | Boski Barrett | WR | Knoxville, Tenn. |
| 47 | Isaiah Fontan | RB | Hartford, Conn. | 88 | Brock Taylor | K | Knoxville, Tenn. |
| 77 | David Siegel | OL | New Canaan, Conn. | 53 | Glenn Seabrooks | DL | Madison, Tenn. |
| 46 | Mustafa Dannett | CB | New London, Conn. | 1 | CJ Taylor | S | McMinnville, Tenn. |
| 45 | Manny Adebí | TE | Wilmington, Del. | 34 | Maurice Hampton | STAR | Memphis, Tenn. |
| 55 | Gunnar Hansen | OL | Boca Raton, Fla. | 91 | Christian James | DL | Memphis, Tenn. |
| 17 | Mark Davis | CB | Bradenton, Fla. | 45 | Ty Bartholomew | LB | Nashville, Tenn. |
| 6 | Kolbey Taylor | CB | Ft. Lauderdale, Fla. | 74 | Cameron Bosen | OL | Nashville, Tenn. |
| 37 | Jailen Ruth | EDGE | Hawthorne, Fla. | 37 | Ty Burd | WR | Nashville, Tenn. |
| 32 | Mason Carter | EDGE | Jacksonville, Fla. | 35 | Payne Daniel | S | Nashville, Tenn. |
| 94 | Bradley Mann | DL | Jacksonville, Fla. | 44 | Gabe Fisher | FB/TE | Nashville, Tenn. |
| 64 | Delfin Xavier Castillo | OL | Kissimmee, Fla. | 57 | Max Fisher | OL | Nashville, Tenn. |
| 72 | Josh Raymond | OL | Lake Mary, Fla. | 51 | Daniel Gaw | LS | Nashville, Tenn. |
| 42 | Callahan Blair | EDGE | Palm Harbor, Fla. | 4 | Bryan Longwell | LB | Nashville, Tenn. |
| 8 | Tyson Russell | CB | Plantation, Fla. | 68 | Steven Losoya | OL | Nashville, Tenn. |
| 3 | Quincy Skinner Jr. | WR | Pompano Beach, Fla. | 76 | Grayson Morgan | OL | Nashville, Tenn. |
| 22 | Bryce Cowan | LB | Tallahassee, Fla. | 10 | Langston Patterson | LB | Nashville, Tenn. |
| 13 | Chase Gillespie | RB | Tallahassee, Fla. | 0 | Junior Sherrill | WR | Nashville, Tenn. |
| 27 | Jaylin Lackey | CB | Atlanta, Ga. | 28 | Thomas Jones | CB | Smyrna, Tenn. |
| 1 | Dariyan Wiley | WR | Atlanta, Ga. | 83 | Derek Kee | WR | Trenton, Tenn. |
| 15 | Zaylin Wood | DL | Bowdon, Ga. | 28 | Sedrick Alexander | RB | Austin, Texas |
| 49 | Simeon Boulware | DL | Dacula, Ga. | 97 | Hayden Bray | EDGE | Austin, Texas |
| 36 | Alan Wright | CB | Fayetteville, Ga. | 7 | Drew Dickey | QB | Austin, Texas |
| 48 | Julian Ashby | LS | Lilburn, Ga. | 30 | Trudell Berry | CB | Baytown, Texas |
| 99 | Devin Lee | DL | McDonough, Ga. | 21 | Dontae Carter | S | San Antonio, Texas |
| 71 | Gage Pitchford | OL | Newnan, Ga. | 26 | Alvin Williamson Jr. | CB | Cibolo, Texas |
| 25 | Martel Hight | CB | Rome, Ga. | 38 | Will Faris | K | Dallas, Texas |
| 16 | Cole Spence | TE | Roswell, Ga. | 12 | Brennan Storer | QB | Dallas, Texas |
| 43 | Will Conley | K | Chicago, Ill. | 9 | Eli Stowers | TE | Denton, Texas |
| 52 | Kevo Wesley | OL | Chicago, Ill. | 2 | Randon Fontenette | STAR | Freeport, Texas |
| 69 | Cooper Starks | OL | Girard, Ill. | 78 | Keegan Wechsler | OL | Frisco, Texas |
| 5 | Richie Hoskins | WR | Lake Forest, Ill. | 23 | AJ Newberry | RB | Grand Prairie, Texas |
| 42 | Jake Balis | RB | Granger, Ind. | 26 | Micah Bell | WR | Houston, Texas |
| 40 | Mason Rohmiller | K | For t Thomas, Ky. | 48 | Larry Benton | TE | Houston, Texas |
| 31 | Tate Hamby | S | West Monroe, La. | 80 | Tristen Brown | WR | Houston, Texas |
| 14 | Steven Sannieniola | S | Bowie, Md. | 54 | Steven Hubbard | OL | Houston, Texas |
| 82 | Brycen Coleman | WR | Ocean City, Md. | 34 | Johann Cardenas | RB | Katy, Texas |
| 39 | Jackson Heis | WR | Boston, Mass. | 11 | Loic Fouonji | WR | Midland, Texas |
| 24 | Nick Rinaldi | LB | Dover, Mass. | 12 | Jeffrey Ugochukwu | STAR | Richmond, Texas |
| 60 | Duncan MacDonald | OL | Newbury, Mass. | 18 | Jalen Gilbert | S | Round Rock, Texas |
| 15 | Jeremiah Dillon | WR | Tylertown, Miss. | 73 | Charlie Clark | OL | Madison, Wis. |
| 43 | Dominic Rezac | S | Omaha, Neb. | 92 | Evan Herrmann | DL | Sussex, Wis. |
| 18 | Hayden Moses | QB | Hollis, N.H. | 29 | Jesse Mirco | P | Fremantle, W. Australia |
| 90 | Ted Gregoire | DL | Jersey City, N.J. | 14 | Jérémy St-Hilaire | QB | Montréal, Canada |
| 0 | Aeneas DiCosmo | DL | Montclair, N.J. | 11 | Darren Agu | EDGE | London, England |
| 2 | Diego Pavia | QB | Albuquerque, N.M. | 5 | Yılanan Ouattara | DL | Cologne, Germany |
| 62 | CJ Williams | OL | Amityville, N.Y. | 95 | Linus Zunk | DL | Berlin, Germany |
| 96 | Khordae Sydnor | DL | Harlem, N.Y. | | | | |

ROSTER • ACADEMIC & ELIGIBILITY

| No. | Name | Pos. | Yr. | Elig. | Major |
|-----|------------------------|-------|-----|-------|---|
| 45 | Emmanuel Adebi | TE | Gr. | 2 | Engineering Management (Master's) |
| 11 | Darren Agu | EDGE | Jr. | 2 | Medicine, Health and Society |
| 28 | Sedrick Alexander | RB | So. | 3 | Medicine, Health and Society |
| 48 | Julian Ashby | LS | Gr. | 1 | Mechanical Engineering (Master's) |
| 81 | Hutch Baird | WR | Sr. | 2 | Human and Organizational Development |
| 42 | Jake Balis | RB | Fr. | 4 | Engineering Science |
| 88 | Boski Barrett | WR | Fr. | 4 | College of Arts and Science (Undeclared) |
| 45 | Ty Bartholomew | LB | So. | 4 | College of Arts and Science (Undeclared) |
| 26 | Micah Bell | WR | So. | 4 | College of Arts and Science (Undeclared) |
| 48 | Larry Benton III | TE | Fr. | 4 | College of Arts and Science (Undeclared) |
| 19 | Blaze Berlowitz | QB | So. | 4 | College of Arts and Science (Undeclared) |
| 30 | Trudell Berry | CB | Jr. | 3 | Medicine, Health and Society |
| 42 | Callahan Blair | EDGE | Fr. | 4 | Human and Organizational Development |
| 74 | Cameron Bosen | OL | Fr. | 4 | Mechanical Engineering |
| 49 | Simeon Boulware | DL | Fr. | 4 | College of Arts and Science (Undeclared) |
| 97 | Hayden Bray | EDGE | Gr. | 2 | Leadership and Organizational Performance |
| 80 | Tristen Brown | WR | Fr. | 4 | College of Arts and Science (Undeclared) |
| 37 | Ty Burd | WR | So. | 4 | College of Arts and Science (Undeclared) |
| 29 | Miles Capers | EDGE | Sr. | 2 | Medicine, Health and Society |
| 34 | Johann Cardenas | RB | Fr. | 4 | College of Arts and Science (Undeclared) |
| 21 | Dontae Carter | S | Fr. | 4 | College of Arts and Science (Undeclared) |
| 32 | Mason Carter | EDGE | Fr. | 4 | College of Arts and Science (Undeclared) |
| 58 | Carson Casteel | LB | Sr. | 2 | Human and Organizational Development |
| 64 | Delfin Xavier Castillo | OL | Sr. | 1 | Medicine, Health and Society |
| 73 | Charlie Clark | OL | Sr. | 2 | Classical and Mediterranean Studies • Political Science |
| 82 | Brycen Coleman | WR | Fr. | 4 | College of Arts and Science (Undeclared) |
| 43 | Will Conley | K | Gr. | 1 | Leadership and Organizational Development |
| 22 | Bryce Cowan | LB | Jr. | 3 | Medicine, Health and Society |
| 40 | Jamison Curtis | LB | Fr. | 4 | College of Arts and Science (Undeclared) |
| 35 | Payne Daniel | S | So. | 4 | Human and Organizational Development |
| 46 | Mustafa Dannett | CB | Jr. | 3 | Human and Organizational Development |
| 17 | Mark Davis | CB | Gr. | 1 | Post-Graduate Student |
| 33 | Boubacar Diakite | EDGE | Jr. | 2 | Communication Studies |
| 7 | Drew Dickey | QB | Jr. | 3 | Human and Organizational Development |
| 0 | Aeneas DiCosmo | DL | Gr. | 1 | Learning, Diversity and Urban Studies |
| 15 | Jeremiah Dillon | WR | Jr. | 3 | Human and Organizational Development |
| 86 | Witt Edwards | WR | Fr. | 4 | College of Arts and Science (Undeclared) |
| 38 | Will Faris | K | Sr. | 2 | Human and Organizational Development • Climate Studies |
| 44 | Gabe Fisher | FB/TE | So. | 4 | Human and Organizational Development |
| 57 | Max Fisher | OL | So. | 3 | Human and Organizational Development |
| 47 | Isaiah Fontan | RB | Jr. | 3 | Human and Organizational Development |
| 2 | Randon Fontenette | STAR | So. | 3 | College of Arts and Science (Undeclared) |
| 11 | Loic Fouonji | WR | Gr. | 1 | Human Development Studies |
| 51 | Daniel Gaw | LS | Sr. | 2 | Human and Organizational Development • Economics |
| 18 | Jalen Gilbert | S | So. | 4 | College of Arts and Science (Undeclared) |
| 13 | Chase Gillespie | RB | Jr. | 3 | Medicine, Health and Society |
| 90 | Ted Gregoire | DL | So. | 4 | Human and Organizational Development |
| 31 | Tate Hamby | S | Fr. | 4 | College of Arts and Science (Undeclared) |
| 34 | Maurice Hampton | STAR | Gr. | 1 | Legal Studies (Master's) |
| 55 | Gunnar Hansen | OL | Sr. | 2 | Human and Organizational Development |
| 39 | Jackson Heis | WR | So. | 4 | Human and Organizational Development |
| 92 | Evan Herrmann | DL | So. | 4 | College of Arts and Science (Undeclared) |
| 25 | Martel Hight | CB | So. | 3 | College of Arts and Science (Undeclared) |
| 5 | Richie Hoskins | WR | Sr. | 2 | Political Science |
| 54 | Steven Hubbard | OL | Gr. | 1 | Post-Graduate Student |
| 91 | Christian James | DL | Gr. | 1 | Post-Graduate Student |
| 84 | Kamrean Johnson | TE | So. | 3 | College of Arts and Science (Undeclared) |
| 8 | Nate Johnson | QB | Jr. | 3 | Communication Studies |
| 33 | Moni Jones | RB | Gr. | 1 | Post-Graduate Student |
| 28 | Thomas Jones | CB | Fr. | 4 | College of Arts and Science (Undeclared) |
| 63 | Jacob Katona | DL | Sr. | 2 | Mechanical Engineering |

| No. | Name | Pos. | Yr. | Elig. | Major |
|-----|----------------------|------|-----|-------|--|
| 83 | Derek Kee | WR | So. | 4 | Child Development |
| 20 | Prince Kollie | LB | Sr. | 2 | Sociology |
| 27 | Jaylin Lackey | CB | Fr. | 4 | College of Arts and Science (Undeclared) |
| 41 | Jamezell Lassiter | WR | Fr. | 4 | Human and Organizational Development |
| 99 | Devin Lee | DL | Sr. | 1 | Medicine, Health and Society |
| 39 | Brail Lipford | STAR | Gr. | 1 | Human Development Counseling |
| 4 | Bryan Longwell | LB | So. | 3 | College of Arts and Science (Undeclared) |
| 68 | Steven Losoya | OL | Gr. | 1 | Post-Graduate Student |
| 60 | Duncan MacDonald | OL | Jr. | 3 | Human and Organizational Development |
| 94 | Bradley Mann | DL | Jr. | 3 | Human and Organizational Development |
| 70 | Cade McConnell | OL | Jr. | 3 | Human and Organizational Development |
| 87 | Joseph McVay | WR | Fr. | 4 | College of Arts and Science (Undeclared) |
| 66 | Anthony Miles | OL | So. | 4 | College of Arts and Science (Undeclared) |
| 29 | Jesse Mirco | P | Gr. | 1 | Master of Marketing |
| 50 | Chase Mitchell | OL | Gr. | 2 | Legal Studies (Master's) |
| 76 | Grayson Morgan | OL | Jr. | 3 | Engineering Science |
| 18 | Hayden Moses | QB | Sr. | 2 | Human and Organizational Development |
| 10 | Whit Muschamp | QB | Fr. | 4 | College of Arts and Science (Undeclared) |
| 23 | AJ Newberry | RB | So. | 4 | College of Arts and Science (Undeclared) |
| 5 | Yılanan Ouattara | DL | Jr. | 2 | Medicine, Health and Society |
| 10 | Langston Patterson | LB | Jr. | 2 | Human and Organizational Development |
| 2 | Diego Pavia | QB | Gr. | 1 | Post-Graduate Student |
| 71 | Gage Pitchford | OL | Gr. | 2 | Master's in Civil Engineering |
| 72 | Josh Raymond | OL | Fr. | 4 | College of Arts and Science (Undeclared) |
| 43 | Dominic Rezac | RB | Jr. | 2 | Human and Organizational Development |
| 24 | Nick Rinaldi | LB | Jr. | 3 | Economics |
| 40 | Mason Rohmiller | K | Jr. | 3 | Cognitive Studies |
| 8 | Tyson Russell | CB | Gr. | 1 | Learning Diversity and Urban Studies |
| 37 | Jailen Ruth | EDGE | So. | 4 | College of Arts and Science (Undeclared) |
| 75 | Misael Sandoval | OL | So. | 4 | Human and Organizational Development |
| 14 | Steven Sannieniola | S | Jr. | 3 | Communication Studies |
| 53 | Glenn Seabrooks III | DL | Fr. | 4 | College of Arts and Science (Undeclared) |
| 7 | Marlen Sewell | S | Sr. | 2 | Medicine, Health and Society |
| 0 | Junior Sherrill | WR | So. | 3 | College of Arts and Science (Undeclared) |
| 77 | David Siegel | OL | Jr. | 3 | Human and Organizational Development |
| 3 | Quincy Skinner Jr. | WR | Sr. | 1 | Communication Studies |
| 16 | Cole Spence | TE | Jr. | 3 | Human and Organizational Development |
| 14 | Jérémy St-Hilaire | QB | Fr. | 4 | College of Arts and Science (Undeclared) |
| 69 | Cooper Starks | OL | So. | 4 | Human and Organizational Development |
| 12 | Brennan Storer | QB | So. | 4 | Human and Organizational Development |
| 9 | Eli Stowers | TE | Gr. | 2 | Master of Finance |
| 96 | Khordae Sydnor | DL | Sr. | 2 | Medicine, Health and Society |
| 88 | Brock Taylor | K | So. | 4 | Human and Organizational Development |
| 1 | CJ Taylor | S | Sr. | 1 | Medicine, Health and Society |
| 6 | Kolbey Taylor | CB | Sr. | 2 | American Studies |
| 98 | De'Marion Thomas | DL | So. | 3 | College of Arts and Science (Undeclared) |
| 12 | Jeffrey Ugochukwu | STAR | Jr. | 2 | Human and Organizational Development |
| 79 | Conor Weasler | P | So. | 4 | College of Arts and Science (Undeclared) |
| 78 | Keegan Wechsler | OL | So. | 4 | College of Arts and Science (Undeclared) |
| 85 | Landon Wells | WR | Jr. | 3 | Human and Organizational Development |
| 52 | Kevo Wesley | OL | Gr. | 2 | Legal Studies (Master's) |
| 1 | Dariyan Wiley | WR | Gr. | 1 | Post-Graduate Student |
| 62 | CJ Williams | OL | Fr. | 4 | College of Arts and Science (Undeclared) |
| 26 | Alvin Williamson Jr. | CB | Fr. | 4 | College of Arts and Science (Undeclared) |
| 15 | Zaylin Wood | DL | Gr. | 1 | Human Development Studies |
| 36 | Alan Wright | CB | Sr. | 2 | Communication of Science and Technology |
| 19 | De'Rickey Wright | S | Gr. | 1 | Sociology |
| 95 | Linus Zunk | DL | Jr. | 3 | Human and Organizational Development |

Year - Academic status for 2024-25
Elig. - Seasons of eligibility remaining entering 2024 season

NEWSSTAND

ROBERT STINER: FROM THE GROUND UP

Aiden Rutman • The Hustler

The first-year director of football sports performance has brought an experienced background and a passionate demeanor to Vanderbilt's weight room.

A STAR IS BORN

Ben Schomberg • VUCommodores.com

Randon Fontenette is finding early success in his first season with the Commodores

DIFFERENT PATHS TO DEBUT TOUCHDOWNS

VUCommodores.com

Joseph McVay and Gabe Fisher each scored their first collegiate touchdown at Missouri

DEUTSCHLAND DORES

VUCommodores.com

Vanderbilt's Yılanan Ouattara and Linus Zunk moved from Germany to Nashville to learn, grow and develop with the Commodore football program

CELEBRATING TURNOVERS TO A NEW TUNE

VUCommodores.com

Vanderbilt football introduced its turnover guitar and cowboy hat in its season-opening win over Virginia Tech

DIEGO PAVIA: OVERLOOKED NO LONGER

David Hernandez • The Hustler

Pavia, a graduate transfer, has become an overnight sensation at Vanderbilt, but he refuses to let go of the underdog mentality that got him to Nashville

DE'RICKEY WRIGHT: PLAYING FOR SOMETHING MORE

Grace Hall • The Hustler

Wright, now a fifth-year player, shares his journey and the love that's kept him coming back to West End.

CJ TAYLOR: A PIONEER

Henry Oelhafen • The Hustler

In his senior year on West End, CJ Taylor is ready to lead Vanderbilt's defense

IS VANDERBILT'S DIEGO PAVIA THE 'MIND-BLOWING' HERO THE COMMODORES NEED?

Joe Rexrode • The Athletic

This is how Vanderbilt Football becomes interesting.

WALK-ON TO CAPTAIN

VUCommodores.com

For senior receiver Richie Hoskins, add captain to the list of new roles.

RUN WITH PURPOSE

Graham Hays • VUCommodores.com

LS Daniel Gaw and track and field/cross country student-athlete Ella Lambert organized the Nashville Aruna Run to benefit the Aruna Project for victims of human trafficking.

JERRY KILL IS HEALTHIER AND HERE TO HELP REVIVE VANDERBILT FOOTBALL

Gentry Estes • The Tennessean

The "Fix-it Guy", Jerry Kill chose Vanderbilt football.

HOW VANDERBILT FOOTBALL TRANSFER DIEGO PAVIA'S UNRELENTING COMPETITIVENESS LANDED IN NASHVILLE

Aria Gerson • The Tennessean

After attending two different high schools, a junior college and New Mexico State, Pavia's final stop is at Vanderbilt, where he is spending his final year of eligibility. With his experience at a rising program like the Aggies and that competitive spirit, he has the potential to bring something to the quarterback position that the Commodores haven't had in a long time.

HOW COLE SPENCE DEVELOPED THROUGH FAITH THAT WOULD GUIDE HIM THROUGH ACL TEAR

Joey Dwyer • VandySports

Tight end Cole Spence developed his faith as he rehabbed an ACL tear in summer of 2023.

ELI STOWERS' WINDING JOURNEY, FAITH, POSITION CHANGE LED TO VANDERBILT

Joey Dwyer • VandySports

Vanderbilt tight end Eli Stowers probably never thought he'd be introduced with that title as he stepped on to Texas A&M's campus as a four-star quarterback prospect in 2021.

LOIC FOUONJI'S JOURNEY OF IMMIGRATION, IT

Joey Dwyer • VandySports

10-year old Loic Fouonji just didn't want to get tackled. The now-Vanderbilt receiver, and everyone else around, knew he was big and fast. At that point Fouonji utilized those tools not because of where they could eventually take him, but because of where they would help him avoid; the ground.

COMMODORE CAPSULES

| | | | | | |
|--|--|--|--|--|--|
|  | AENEAS DICOSMO DL • 6-3 • 247 • Gr. • <i>uh-NEE-iss</i> | <ul style="list-style-type: none">Forced first career fumble in game vs. No. 1 GeorgiaRegistered season-high six tackles against MissouriTallied 26 tackles during senior season at StanfordMade conference Academic Honor Roll three times (2x Pac-12, SEC)Four younger siblings: Phoenix-Orion, Amadeus, Cassiopeia and PersophoneFather, Anthony, played for the Buccaneers and at Boston College | TOP GAMES Tackles Sacks | 2024 7 vs. Alcorn State 0.5 vs. Georgia State | Career 7 vs. Alcorn State 2024 1 twice |
|  | JUNIOR SHERRILL WR • 5-11 • 188 • So. • <i>SHER-uhl</i> | <ul style="list-style-type: none">Played in all 12 games as a true freshman in 2023Made 20 catches, three touchdowns, for 293 yardsHad a 30-yard touchdown catch against AuburnUnanimous three-star prospect out of high schoolNamed Tennessee Mr. Football (Division II-AA) and MaxPreps Tennessee POTY (all division) | TOP GAMES Receiving Yards Receiving TDs Longest Reception Rushing Yards Longest Rush | 2024 45 vs. Alabama 1 twice 36 vs. Alabama 8 vs. Alabama 8 vs. Alabama | Career 64 vs. Florida 2023 1 five times 52 vs. Florida 2023 20 vs. Alabama A&M 2023 20 vs. Alabama A&M 2023 |
|  | CJ TAYLOR S • 6-1 • 205 • Sr. | <ul style="list-style-type: none">Fourth team All-SEC (Phil Steele) in 2023PFF grade of 80.2 was fourth among SEC linebackers last yearReturned an interception to the one against No. 1 GeorgiaTennessee Mr. Football (Class 6-A) in 2020Played quarterback in high school, leading team to best finish in 40 years (third place in Region 3-6A)Cousin, Alontae Taylor, played at Tennessee and in the NFL | TOP GAMES Tackles Sacks Interceptions | 2024 7 vs. Virginia Tech 1 vs. Alcorn State | Career 10 twice 2 vs. Wake Forest 2023 1 four times |
|  | DARIYAN WILEY WR • 6-1 • 200 • Gr. | <ul style="list-style-type: none">Played three seasons at Louisiana-Monroe and one at UMassSaw the field in all 12 games last season for ULMSeason-best 137 yards with a TD catch at Southern Miss | TOP GAMES Receiving Yards Receiving TDs Longest Reception | 2024 8 vs. Alcorn State 8 vs. Alcorn State | Career 137 vs. Southern Miss 2023 1 three times 68 vs. Southern Miss 2023 |
|  | RANDON FONTENETTE STAR • 6-2 • 220 • So. • <i>RAN-don FAWN-ten-ette</i> | <ul style="list-style-type: none">Enrolled at Vandy in January 2024 after spending freshman season at TCUPlayed in 12 games for TCU, making 16 tacklesHad a season-best eight tackles in season finale at OklahomaPlayed offense and defense during prep career | TOP GAMES Tackles Sacks Interceptions | 2024 8 twice 1 vs. Missouri 1 vs. Alabama | Career 8 three times 1 vs. Missouri 2024 1 vs. Alabama 2024 |
|  | DIEGO PAVIA QB • 6-0 • 207 • Gr. • <i>PAH-vee-uh</i> | <ul style="list-style-type: none">Named SEC Offensive Player of the Week on Sept. 8 and Oct. 7Competed two seasons each at New Mexico State and New Mexico Military InstitutePlayed for Jerry Kill and Tim Beck with the Aggies2023 C-USA Offensive POTYRanked fifth in FBS in forced missed tackles (PFF)Helped New Mexico Military Institute to NJCAA national title in 2021Did not have an FBS offer out of high school | TOP GAMES Rushing Yards Longest Rush Rushing TDs Passing Yards Longest Pass Passing TDs | 2024 104 vs. Virginia Tech 36 vs. Missouri 1 twice 270 vs. Georgia State 65 vs. Missouri 2 four times | Career 129 vs. Sam Houston 2023 48 vs. Massachusetts 2022 3 vs. Liberty 2022 323 vs. Valparaiso 2022 80 vs. Western Ill. 2023 4 vs. Valparaiso 2022 |
|  | QUINCY SKINNER JR. WR • 6-2 • 205 • Sr. | <ul style="list-style-type: none">Had a reception in nine of 10 games played last seasonHad his fifth career TD catch in the finale at TennesseeTwo-time SEC Academic Honor Roll selectionHelped St. Thomas Aquinas to the 7A Florida state title as a seniorPlayed with Gunnar Hansen and Tyson Russell in high schoolFather, also Quincy, played at FAU, recording 150 career tackles | TOP GAMES Receiving Yards Receiving TDs Longest Reception | 2024 72 vs. Virginia Tech 1 vs. Virginia Tech 31 vs. Virginia Tech | Career 79 vs. South Carolina 2022 2 vs. South Carolina 2022 66 vs. South Carolina 2022 |
|  | BRYAN LONGWELL LB • 6-1 • 227 • So. | <ul style="list-style-type: none">Made 36 tackles while appearing in every game as a freshmanHad at least one tackle in each of the last 11 games of the seasonHonorable mention All-SEC specialist (College Football Network)Blocked a punt that resulted in a safety against Alabama A&MPrepped at Nashville's Lipscomb Academy alongside teammate Junior Sherrill, winning state championships as a junior and senior | TOP GAMES Tackles Sacks Interceptions | 2024 12 vs. Missouri 1 vs. Missouri 1 vs. Georgia State | Career 12 vs. Missouri 2024 1 vs. Missouri 2024 1 vs. Georgia State 2024 |
|  | RICHIE HOSKINS WR • 6-1 • 196 • Sr. | <ul style="list-style-type: none">Played in all 12 games last season, making six catchesTwo-time SEC Academic Honor Roll selectionPlayed freshman season at Middlebury College in VermontWas a high school All-American lacrosse player | TOP GAMES Receiving Yards Receiving TDs Longest Reception | 2024 14 vs. Georgia State 14 vs. Georgia State | Career 48 vs. Florida 2023 1 vs. Florida 2023 27 vs. Florida 2023 |
|  | YILANAN "ISSA" OUATTARA DL • 6-7 • 311 • Jr. • <i>E-lan-in "E-sah" wa-TAH-ha</i> | <ul style="list-style-type: none">Started six of nine games played last seasonTwo-time SEC Academic Honor Roll selectionNative of Germany played for the club American football Cologne CrocodilesBegan playing American football in 2019Multi-sport athlete has also competed in swimming, crew and tennis | TOP GAMES Tackles Sacks | 2024 4 vs. Alcorn State | Career 4 twice 0.5 vs. Kentucky 2023 |
|  | KOLBEY TAYLOR CB • 6-3 • 190 • Sr. | <ul style="list-style-type: none">Named to The Athletics's Freaks List for the second time in 2024 with a 38'6" vertical and 10'8" broad jumpEnrolled at Vandy in January 2024 after spending first three seasons at WyomingPlayed in nine games last fall for the Cowboys, making 29 tackles with seven break-upsPlayed in nine games in 2022, including first career start at the Arizona Bowl | TOP GAMES Tackles Passes Defended | 2024 7 vs. Georgia State | Career 7 vs. Georgia State 2024 2 twice |

COMMODORE CAPSULES

| | | | | | | | | | | | | | | | | | | | | | | | | | | | | | | | | | | | | |
|--|--|--|---|-----|------|---------|-------|------|-------|-------|-----|-------|------|---|-------|----|-----|---|----|-----|--------|------|--------|---------|-----|-----|-----|-----|----|--|--|---|---|---|--|--|
|  | 7 DREW DICKEY QB • 6-1 • 210 • Jr. | <table><tr><td></td><td>GP</td><td>GS</td><td>C-A-I</td><td>Yds</td><td>TD</td><td>Rush</td><td>Yds</td><td>TD</td></tr><tr><td>2023</td><td>1</td><td>0</td><td>0-0-0</td><td>0</td><td>0</td><td>0</td><td>0</td><td>0</td></tr><tr><td>Career</td><td>1</td><td>0</td><td>0-0-0</td><td>0</td><td>0</td><td>0</td><td>0</td><td>0</td></tr></table> | | GP | GS | C-A-I | Yds | TD | Rush | Yds | TD | 2023 | 1 | 0 | 0-0-0 | 0 | 0 | 0 | 0 | 0 | Career | 1 | 0 | 0-0-0 | 0 | 0 | 0 | 0 | 0 | <ul style="list-style-type: none">• Made collegiate debut as a sophomore in win over Alabama A&M, seeing the field for two plays• Two-time SEC Academic Honor Roll selection• Led high school to undefeated season and state title in 2020• Completed over 70 percent of his passes as a senior in high school, throwing for 2,308 yards and 35 touchdowns while also running for 627 yards and 17 scores | | | | | | |
| | GP | GS | C-A-I | Yds | TD | Rush | Yds | TD | | | | | | | | | | | | | | | | | | | | | | | | | | | | |
| 2023 | 1 | 0 | 0-0-0 | 0 | 0 | 0 | 0 | 0 | | | | | | | | | | | | | | | | | | | | | | | | | | | | |
| Career | 1 | 0 | 0-0-0 | 0 | 0 | 0 | 0 | 0 | | | | | | | | | | | | | | | | | | | | | | | | | | | | |
|  | 7 MARLEN SEWELL S • 6-1 • 198 • Sr. | <table><tr><td></td><td>GP</td><td>GS</td><td>Tackles</td><td>TFL</td><td>Sack</td><td>FF</td><td>PD</td><td>INT</td><td>TD</td></tr><tr><td>2024</td><td>5</td><td>1</td><td>10</td><td>0</td><td>0</td><td>0</td><td>1</td><td>0</td><td>0</td></tr><tr><td>Career</td><td>24</td><td>2</td><td>40</td><td>1</td><td>0</td><td>1</td><td>1</td><td>0</td><td>0</td></tr></table> | | GP | GS | Tackles | TFL | Sack | FF | PD | INT | TD | 2024 | 5 | 1 | 10 | 0 | 0 | 0 | 1 | 0 | 0 | Career | 24 | 2 | 40 | 1 | 0 | 1 | 1 | 0 | 0 | <ul style="list-style-type: none">• Played in all 12 games last season, making first career start against Kentucky• Recorded a team-best nine tackles against the Wildcats• Two-time SEC Academic Honor Roll selection• Helped high school to a playoff appearance as a senior, just the school's fourth in the last 20 years | TOP GAMES Tackles Forced Fumbles | 2024 5 vs. Missouri | Career 9 vs. Kentucky 2023 1 vs. Georgia 2021 |
| | GP | GS | Tackles | TFL | Sack | FF | PD | INT | TD | | | | | | | | | | | | | | | | | | | | | | | | | | | |
| 2024 | 5 | 1 | 10 | 0 | 0 | 0 | 1 | 0 | 0 | | | | | | | | | | | | | | | | | | | | | | | | | | | |
| Career | 24 | 2 | 40 | 1 | 0 | 1 | 1 | 0 | 0 | | | | | | | | | | | | | | | | | | | | | | | | | | | |
|  | 8 NATE JOHNSON QB • 6-1 • 196 • Jr. | <table><tr><td></td><td>GP</td><td>GS</td><td>C-A-I</td><td>Yds</td><td>TD</td><td>Rush</td><td>Yds</td><td>TD</td></tr><tr><td>2024</td><td>4</td><td>1</td><td>0-1-0</td><td>0</td><td>0</td><td>3</td><td>76</td><td>1</td></tr><tr><td>Career</td><td>16</td><td>4</td><td>40-74-0</td><td>515</td><td>4</td><td>67</td><td>362</td><td>7</td></tr></table> | | GP | GS | C-A-I | Yds | TD | Rush | Yds | TD | 2024 | 4 | 1 | 0-1-0 | 0 | 0 | 3 | 76 | 1 | Career | 16 | 4 | 40-74-0 | 515 | 4 | 67 | 362 | 7 | <ul style="list-style-type: none">• Enrolled at Vandy in January 2024 after spending first two seasons at Utah• Played in seven games and made three starts for the Utes in 2023• Passed for 193 yards against Weber State, the most by a Utah freshman QB since 2012• Ran for a 59-yard touchdown against Arizona State• Was the fourth-ranked quarterback in his high school signing class (ESPN)• Named the CIF Central Section Athlete of the year for 2020-21• Father, Jerome Johnson, played basketball at Oklahoma and brother, Johnathan, also played football at Utah | TOP GAMES Rushing Yards Longest Rush Rushing TDs Passing Yards Longest Pass Passing TDs | 2024 69 vs. Alcorn State 56 vs. Alcorn State 1 vs. Alcorn State | Career 79 vs. Arizona State 2023 59 vs. Arizona State 2023 2 vs. Arizona 2022 193 vs. Weber State 2023 49 vs. Weber State 2023 1 four times | | | |
| | GP | GS | C-A-I | Yds | TD | Rush | Yds | TD | | | | | | | | | | | | | | | | | | | | | | | | | | | | |
| 2024 | 4 | 1 | 0-1-0 | 0 | 0 | 3 | 76 | 1 | | | | | | | | | | | | | | | | | | | | | | | | | | | | |
| Career | 16 | 4 | 40-74-0 | 515 | 4 | 67 | 362 | 7 | | | | | | | | | | | | | | | | | | | | | | | | | | | | |
|  | 8 TYSON RUSSELL CB • 5-11 • 185 • Sr. | <table><tr><td></td><td>GP</td><td>GS</td><td>Tackles</td><td>TFL</td><td>Sack</td><td>FF</td><td>PD</td><td>INT</td><td>TD</td></tr><tr><td>2024</td><td>5</td><td>2</td><td>7</td><td>1</td><td>0</td><td>0</td><td>0</td><td>0</td><td>0</td></tr><tr><td>Career</td><td>36</td><td>16</td><td>79</td><td>2.5</td><td>0</td><td>0</td><td>6</td><td>1</td><td>0</td></tr></table> | | GP | GS | Tackles | TFL | Sack | FF | PD | INT | TD | 2024 | 5 | 2 | 7 | 1 | 0 | 0 | 0 | 0 | 0 | Career | 36 | 16 | 79 | 2.5 | 0 | 0 | 6 | 1 | 0 | <ul style="list-style-type: none">• Played in all 12 games last year, starting eight• Made first career interception at South Carolina• Recorded six tackles against Georgia as a sophomore• Three-time SEC Academic Honor Roll selection• Helped St. Thomas Aquinas to the Florida Class 7A state title in 2020• High school teammate of Quincy Skinner Jr. and Gunnar Hansen• Father, Twan Russell, played at Miami (Fla.) before being drafted by Washington in the fifth round in 1997 | TOP GAMES Tackles Interceptions | 2024 2 three times | Career 6 vs. Northern Illinois 2022 1 vs. South Carolina 2023 |
| | GP | GS | Tackles | TFL | Sack | FF | PD | INT | TD | | | | | | | | | | | | | | | | | | | | | | | | | | | |
| 2024 | 5 | 2 | 7 | 1 | 0 | 0 | 0 | 0 | 0 | | | | | | | | | | | | | | | | | | | | | | | | | | | |
| Career | 36 | 16 | 79 | 2.5 | 0 | 0 | 6 | 1 | 0 | | | | | | | | | | | | | | | | | | | | | | | | | | | |
|  | 9 ELI STOWERS TE • 6-4 • 235 • Gr. • <i>STOW-ers (rhymes with hours)</i> | <table><tr><td></td><td>GP</td><td>GS</td><td>Rec</td><td>Yds</td><td>TD</td><td>Long</td><td>Rec/G</td><td>YPC</td><td>Yds/G</td></tr><tr><td>2024</td><td>5</td><td>2</td><td>25</td><td>333</td><td>1</td><td>41</td><td>5.0</td><td>13.3</td><td>66.6</td></tr><tr><td>Career</td><td>25</td><td>5</td><td>60</td><td>699</td><td>3</td><td>41</td><td>2.4</td><td>11.7</td><td>28.0</td></tr></table> | | GP | GS | Rec | Yds | TD | Long | Rec/G | YPC | Yds/G | 2024 | 5 | 2 | 25 | 333 | 1 | 41 | 5.0 | 13.3 | 66.6 | Career | 25 | 5 | 60 | 699 | 3 | 41 | 2.4 | 11.7 | 28.0 | <ul style="list-style-type: none">• Named to The Athletic's 2024 Freaks List with a 41'6" vertical and 10'8" broad jump• Began college career at Texas A&M (2021-22) as a quarterback before joining New Mexico State and transitioning to tight end• Had 35 catches for 366 yards and two touchdowns while adding 29 rushes for 113 and two scores on the ground• Also completed four passes for 99 yards and a touchdown last fall• Four catches for 48 yards and a touchdown in NMSU's historic win at Auburn• Rated among PFF's top-20 tight ends in overall grade despite ranking 184th in snaps played• Won a 2019 Texas 6A high jump state title | TOP GAMES Receptions Receiving Yards Receiving TDs Long Reception Passing Yards Passing Touchdowns Longest Pass | 2024 9 vs. Georgia State 113 vs. Alabama 1 vs. Georgia State 41 vs. Virginia Tech 17 vs. Alcorn State 1 vs. Alcorn State 17 vs. Alcorn State | Career 9 vs. Georgia State 2024 113 vs. Alabama 2024 1 three times 41 vs. Virginia Tech 2024 63 vs. Western Ill. 2023 1 twice 63 vs. Western Ill. 2023 |
| | GP | GS | Rec | Yds | TD | Long | Rec/G | YPC | Yds/G | | | | | | | | | | | | | | | | | | | | | | | | | | | |
| 2024 | 5 | 2 | 25 | 333 | 1 | 41 | 5.0 | 13.3 | 66.6 | | | | | | | | | | | | | | | | | | | | | | | | | | | |
| Career | 25 | 5 | 60 | 699 | 3 | 41 | 2.4 | 11.7 | 28.0 | | | | | | | | | | | | | | | | | | | | | | | | | | | |
|  | 10 WHIT MUSCHAMP QB • 6-1 • 190 • Fr. | | <ul style="list-style-type: none">• Unanimous three-star prospect and top-25 signee in Tennessee• Led Baylor School (Chattanooga) to state title game, throwing for 3,187 yards and 31 touchdowns with just two interceptions• Lost to fellow Vanderbilt signee Jeremy St-Hilaire in the state championship game• Won state title in 2022• Dad, Will Muschamp, was head coach at Florida and South Carolina | | | | | | | | | | | | | | | | | | | | | | | | | | | | | | | | | |
|  | 10 LANGSTON PATTERSON LB • 6-1 • 230 • Jr. | <table><tr><td></td><td>GP</td><td>GS</td><td>Tackles</td><td>TFL</td><td>Sack</td><td>FF</td><td>PD</td><td>INT</td><td>TD</td></tr><tr><td>2024</td><td>5</td><td>5</td><td>36</td><td>1.5</td><td>0</td><td>0</td><td>0</td><td>0</td><td>0</td></tr><tr><td>Career</td><td>28</td><td>5</td><td>115</td><td>9.5</td><td>1</td><td>1</td><td>1</td><td>1</td><td>0</td></tr></table> | | GP | GS | Tackles | TFL | Sack | FF | PD | INT | TD | 2024 | 5 | 5 | 36 | 1.5 | 0 | 0 | 0 | 0 | 0 | Career | 28 | 5 | 115 | 9.5 | 1 | 1 | 1 | 1 | 0 | <ul style="list-style-type: none">• Led team in tackles last season (74) despite not making a start• Played in 11 of 12 games on the year• Led team with a career-best 12 tackles against Auburn• Named to PFF Defensive Team of the Week after making nine tackles, sack, forced fumble and interception in game at Ole Miss• Played in all 12 games as a freshman• Spent two seasons at Vandy playing alongside older brother, Kane | TOP GAMES Tackles Tackles for Loss Sacks Interceptions | 2024 11 vs. Missouri 1 vs. Virginia Tech | Career 12 vs. Auburn 2023 3 vs. Ole Miss 2023 1 vs. Ole Miss 2023 1 vs. Ole Miss 2023 |
| | GP | GS | Tackles | TFL | Sack | FF | PD | INT | TD | | | | | | | | | | | | | | | | | | | | | | | | | | | |
| 2024 | 5 | 5 | 36 | 1.5 | 0 | 0 | 0 | 0 | 0 | | | | | | | | | | | | | | | | | | | | | | | | | | | |
| Career | 28 | 5 | 115 | 9.5 | 1 | 1 | 1 | 1 | 0 | | | | | | | | | | | | | | | | | | | | | | | | | | | |
|  | 11 DARREN AGU EDGE • 6-6 • 249 • Jr. • <i>AH-goo</i> | <table><tr><td></td><td>GP</td><td>GS</td><td>Tackles</td><td>TFL</td><td>Sack</td><td>FF</td><td>PD</td><td>INT</td><td>TD</td></tr><tr><td>2024</td><td>2</td><td>0</td><td>0</td><td>0</td><td>0</td><td>0</td><td>0</td><td>0</td><td>0</td></tr><tr><td>Career</td><td>23</td><td>8</td><td>30</td><td>2</td><td>1.5</td><td>0</td><td>3</td><td>0</td><td>0</td></tr></table> | | GP | GS | Tackles | TFL | Sack | FF | PD | INT | TD | 2024 | 2 | 0 | 0 | 0 | 0 | 0 | 0 | 0 | 0 | Career | 23 | 8 | 30 | 2 | 1.5 | 0 | 3 | 0 | 0 | <ul style="list-style-type: none">• Played in 10 games last year, starting five• Recovered a fumble against Missouri (2023)• Saw the field in all but one game as a freshman• Of Nigerian decent, born in Ireland and raised in London• Participated in the NFL Academy in the UK before moving to the U.S. for high school• High school teammate of Linus Zunk | TOP GAMES Tackles Sacks | 2024 | Career 4 twice 1 vs. Elon 2023 |
| | GP | GS | Tackles | TFL | Sack | FF | PD | INT | TD | | | | | | | | | | | | | | | | | | | | | | | | | | | |
| 2024 | 2 | 0 | 0 | 0 | 0 | 0 | 0 | 0 | 0 | | | | | | | | | | | | | | | | | | | | | | | | | | | |
| Career | 23 | 8 | 30 | 2 | 1.5 | 0 | 3 | 0 | 0 | | | | | | | | | | | | | | | | | | | | | | | | | | | |
|  | 11 LOIC FOUONJI WR • 6-4 • 215 • Gr. • <i>low-IK FUN-jee</i> | <table><tr><td></td><td>GP</td><td>GS</td><td>Rec</td><td>Yds</td><td>TD</td><td>Long</td><td>Rec/G</td><td>YPC</td><td>Yds/G</td></tr><tr><td>2024</td><td>5</td><td>0</td><td>2</td><td>28</td><td>0</td><td>19</td><td>0.4</td><td>14</td><td>5.6</td></tr><tr><td>Career</td><td>50</td><td>5</td><td>54</td><td>796</td><td>7</td><td>69</td><td>1.1</td><td>14.7</td><td>16.9</td></tr></table> | | GP | GS | Rec | Yds | TD | Long | Rec/G | YPC | Yds/G | 2024 | 5 | 0 | 2 | 28 | 0 | 19 | 0.4 | 14 | 5.6 | Career | 50 | 5 | 54 | 796 | 7 | 69 | 1.1 | 14.7 | 16.9 | <ul style="list-style-type: none">• Spent four seasons at Texas Tech• Appeared in every game each of the last two seasons• Scored in two consecutive bowl games: kickoff return for touchdown vs. Ole Miss in 2022 Texas Bowl and 14-yard reception vs. Cal in 2023 Independence Bowl• Born in Cameroon before family moved to U.S. at age eight | TOP GAMES Receiving Yards Receiving TDs Longest Reception | 2024 19 vs. Virginia Tech 19 vs. Virginia Tech | Career 110 vs. Murray State 2022 2 vs. Murray State 2022 69 vs. Texas 2021 |
| | GP | GS | Rec | Yds | TD | Long | Rec/G | YPC | Yds/G | | | | | | | | | | | | | | | | | | | | | | | | | | | |
| 2024 | 5 | 0 | 2 | 28 | 0 | 19 | 0.4 | 14 | 5.6 | | | | | | | | | | | | | | | | | | | | | | | | | | | |
| Career | 50 | 5 | 54 | 796 | 7 | 69 | 1.1 | 14.7 | 16.9 | | | | | | | | | | | | | | | | | | | | | | | | | | | |

COMMODORE CAPSULES



12 BRENNAN STORER

QB • 5-11 • 198 • So.

- Led high school to undefeated seasons and district title as both a junior and senior
- Was named district MVP as a senior
- Dad, Tim, was a defensive lineman at Vanderbilt



12 JEFFREY UGOCHUKWU

STAR • 6-1 • 205 • Jr. • *uh-GO-chew-kwu*

| | GP | GS | Tackles | TFL | Sack | FF | PD | INT | TD |
|--------|----|----|---------|-----|------|----|----|-----|----|
| 2024 | 4 | 0 | 1 | 1 | 0 | 0 | 0 | 0 | 0 |
| Career | 24 | 2 | 34 | 4 | 1 | 0 | 3 | 1 | 0 |

- Played in all but one game last season
- Made first career interception against Kentucky
- Member of Vanderbilt's Student-Athlete Advisory Council
- Played in nine games as a true freshman
- Had 53 tackles and two interceptions as a senior in high school, playing at the highest classification in Texas

TOP GAMES

Tackles
Tackles for Loss
Sacks
Interceptions

2024

1 vs. Alcorn State
1 vs. Alcorn State

Career

5 vs. Ole Miss 2023
1 three times
1 vs. Alabama A&M 2023
1 vs. Kentucky 2023



13 CHASE GILLESPIE

RB • 5-10 • 200 • Jr.

| | GP | GS | Rush | Yds | TD | Long | Att/G | Yds/G |
|--------|----|----|------|-----|----|------|-------|-------|
| 2024 | 3 | 0 | 7 | 18 | 0 | 6 | 2.3 | 6.0 |
| Career | 19 | 0 | 56 | 198 | 0 | 37 | 2.9 | 10.4 |

- Played in all 12 games last season
- Saw the field in four games as a freshman, preserving year of eligibility
- Racked up 1,184 all-purpose yards during senior season
- High school teammate of Bryce Cowan

TOP GAMES

Rushing Yards
Longest Rush
Reception Yards
Longest Reception

2024

10 vs. Alcorn State
6 vs. Alcorn State

Career

63 vs. Hawai'i 2022
37 vs. Hawai'i 2022
17 vs. Hawai'i 2023
13 vs. Hawai'i 2023



14 STEVEN SANNIENIOLA

S • 6-2 • 205 • Jr. • *san-IN-nee-ALA*

| | GP | GS | Tackles | TFL | Sack | FF | PD | INT | TD |
|--------|----|----|---------|-----|------|----|----|-----|----|
| 2024 | 4 | 0 | 3 | 1 | 0 | 0 | 0 | 0 | 0 |
| Career | 9 | 0 | 10 | 1 | 0 | 0 | 0 | 0 | 0 |

- Did not see the field in 2023 after playing five games as a freshman in 2022
- Made three tackles at Alabama in 2022
- Three-star prospect made 41 tackles with three interceptions as a senior
- Also ran track in high school

TOP GAMES

Tackles
Sacks
Interceptions

2024

2 vs. Alcorn State

Career

3 vs. Alabama 2022



14 JÉRÉMY ST-HILAIRE

QB • 6-4 • 220 • So. • *saint hill-AIRE*

- Unanimous top-50 quarterback in signing class
- Threw for 2,678 yards and 25 touchdowns as a senior
- Named MVP of the BlueCross Bowl after leading team to a win in the state championship game over fellow Vanderbilt signee Whit Muschamp
- Born in Montreal and enjoys snowboarding



15 JEREMIAH DILLON

WR • 6-1 • 191 • Jr.

- Did not see the field in first two collegiate seasons at Ole Miss
- Joined Vandy for spring practice in 2024
- SEC Academic Honor Roll as a freshman
- Four-star prospect out of high school according to On3 and ESPN
- Top-five player in Mississippi per On3
- Was a high school All-American in track in the 100 and 200 meters



15 ZAYLIN WOOD

DL • 6-0 • 280 • Gr.

| | GP | GS | Tackles | TFL | Sack | FF | PD | INT | TD |
|--------|----|----|---------|-----|------|----|----|-----|----|
| 2024 | 3 | 3 | 7 | 1 | 1 | 0 | 0 | 0 | 0 |
| Career | 52 | 34 | 102 | 19 | 11 | 1 | 7 | 2 | 1 |

- Competed at Middle Tennessee from 2019-23
- Team captain last fall, played in 10 games
- Made 11 starts in 2022, recording 33 tackles
- Played in 13 games with 12 starts in 2021
- Intercepted a pass and made three tackles in 2021 Bahamas Bowl win over Toledo

TOP GAMES

Tackles
Sacks
Interceptions

2024

7 vs. Virginia Tech
1 vs. Virginia Tech

Career

7 twice
2 twice
1 vs. Miami (Fla.) 2022



16 COLE SPENCE

TE • 6-7 • 250 • Jr.

| | GP | GS | Rec | Yds | TD | Long | Rec/G | YPC | Yds/G |
|--------|----|----|-----|-----|----|------|-------|------|-------|
| 2024 | 4 | 3 | 3 | 41 | 1 | 17 | 0.8 | 13.7 | 10.3 |
| Career | 9 | 3 | 3 | 41 | 1 | 17 | 0.3 | 13.7 | 4.6 |

- Missed the 2023 season after suffering an injury during fall camp
- Played in four games as a true freshman to preserve year of eligibility
- Made collegiate debut against South Carolina in 2022
- First team all-state as a senior with 55 catches for 957 yards and five touchdowns
- Achieved rank of Eagle Scout and was state runner-up as a wrestler in high school

TOP GAMES

Receptions
Receiving TDs
Long Reception

2024

1 twice
1 vs. Alcorn State
17 vs. Alcorn State

Career

1 twice
1 vs. Alcorn State 2024
17 vs. Alcorn State 2024



17 MARK DAVIS

CB • 6-2 • 196 • Gr.

| | GP | GS | Tackles | TFL | Sack | FF | PD | INT | TD |
|--------|----|----|---------|-----|------|----|----|-----|----|
| 2023 | 13 | 13 | 33 | 1.5 | 0 | 0 | 10 | 3 | 0 |
| Career | 39 | 14 | 59 | 1.5 | 0 | 0 | 15 | 3 | 0 |

- Will miss the 2024 season due to injury
- Played two seasons at Southern Illinois and three at Buffalo
- Honorable mention All-Missouri Valley in 2023 with a team-best three interceptions
- Recorded 45 tackles over two years with the Salukis
- Played eight games for Buffalo in 2021 (DNP 2019-20)

TOP GAMES

Tackles
Interceptions

2024

Career

6 vs. SE Missouri St. 2023
1 three times



18 JALEN GILBERT

S • 6-0 • 190 • So.

| | GP | GS | Tackles | TFL | Sack | FF | PD | INT | TD |
|--------|----|----|---------|-----|------|----|----|-----|----|
| 2024 | 4 | 0 | 1 | 0 | 0 | 0 | 0 | 0 | 0 |
| Career | 6 | 0 | 1 | 0 | 0 | 0 | 0 | 0 | 0 |

- Played in two games as a true freshman last season
- Was one of the top 100 players in Texas per On3
- Ran track in high school with a PR of 10.84 in the 100 meters

TOP GAMES

Tackles
Interceptions

2024

1 vs. Alcorn State

Career

1 vs. Alcorn State 2024



18 HAYDEN MOSES

QB • 5-9 • 163 • Sr.

- SEC Academic Honor Roll in 2023
- Dean's List selection in 2022
- Spent freshman season at Grinnell (Iowa) College, posting a passer rating of 101.7 as the team's starter
- Valedictorian at Brighton Academy during prep year
- Third-degree black belt in Taekwondo and a two-time Taekwondo Martial Arts World Weapons Champion

COMMODORE CAPSULES



19 BLAZE BERLOWITZ

QB • 6-3 • 205 • So. • *BER-low-itz*

| | GP | GS | C-A | Yds | TD | INT | Rush | Yds | TD |
|--------|----|----|-------|-----|----|-----|------|-----|----|
| 2023 | 1 | 0 | 10-19 | 134 | 1 | 1 | 4 | 36 | 0 |
| Career | 1 | 0 | 10-19 | 134 | 1 | 1 | 4 | 36 | 0 |

- Enrolled at Vandy in January 2024 after spending freshman year at New Mexico State
- Played in one game for the Aggies, coming in relief during the CUSA Championship game against Liberty
- Went 10-for-19 for 134 yards and a touchdown
- Played for offensive coordinator Tim Beck and head coach Jerry Kill, now both on staff at Vandy, at New Mexico State
- High school coach, Rusty Morgan, played for Beck when Beck was the offensive coordinator at Pittsburg State

TOP GAMES

Rushing Yards
Longest Rush
Passing Yards
Longest Pass
Passing TDs

2024

Career

36 vs. Liberty* 2023
10 vs. Liberty* 2023
134 vs. Liberty* 2023
31 vs. Liberty* 2023
1 vs. Liberty* 2023
**CUSA Championship game*



19 DE'RICKEY WRIGHT

S • 6-4 • 229 • Gr.

| | GP | GS | Tackles | TFL | Sack | FF | PD | INT | TD |
|--------|----|----|---------|-----|------|----|----|-----|----|
| 2024 | 5 | 5 | 15 | 1 | 0 | 0 | 2 | 0 | 0 |
| Career | 40 | 31 | 146 | 8 | 0 | 3 | 19 | 5 | 0 |

- Preseason All-SEC (Athlon; fourth team)
- 131 career tackles in 35 games played entering 2024
- 11th in coverage grade among SEC safeties last season (PFF)
- Senior Bowl Defensive POTW after making two interceptions against Hawai'i in Week 0 win
- Capital One Orange Bowl-FWAA Courage Award nominee moved from home to home growing up, often living with his grandmother, and lost his mother, Christina Henderson, at the end of freshman season

TOP GAMES

Tackles
Interceptions
Passes Defended
Forced Fumbles

2024

Career

6 vs. Georgia State
1 twice
10 twice
2 twice
3 twice
1 three times



20 PRINCE KOLLIE

LB • 6-1 • 227 • Sr.

| | GP | GS | Tackles | TFL | Sack | FF | PD | INT | TD |
|--------|----|----|---------|-----|------|----|----|-----|----|
| 2024 | 5 | 0 | 8 | 1 | 1 | 0 | 0 | 0 | 0 |
| Career | 28 | 0 | 41 | 3.5 | 2.5 | 0 | 0 | 0 | 0 |

- Enrolled at Vandy in 2023 after spending first two seasons at Notre Dame
- Did not see the field in 2023 due to injury
- Was recruited to Notre Dame by Clark Lea
- Appeared in 23 career games for Notre Dame, making 33 tackles
- Had a career-best seven tackles against Navy in 2022
- Finalist for the high school Butkus Award


TOP GAMES

Tackles
Sacks

2024

Career

5 vs. Alcorn State
1 vs. Alcorn State
7 vs. Navy 2022
1 twice



21 DONTAE CARTER

S • 6-1 • 185 • Fr.

| | GP | GS | Tackles | TFL | Sack | FF | PD | INT | TD |
|--------|----|----|---------|-----|------|----|----|-----|----|
| 2024 | 5 | 0 | 4 | 0 | 0 | 0 | 2 | 0 | 0 |
| Career | 5 | 0 | 4 | 0 | 0 | 0 | 2 | 0 | 0 |

- Enrolled at Vandy in January 2024
- One of the highest-rated recruits in school history
- Four-star prospect per On3 and 247Sports
- Had 140 tackles and 14 interceptions over final two seasons
- Also competed in track, eclipsing 45 feet in the triple jump
- Born in California before moving to Texas

TOP GAMES

Tackles
Interceptions
Passes Defended

2024

Career

1 four times
1 twice
1 four times
1 twice



22 BRYCE COWAN

LB • 6-4 • 231 • Jr.

| | GP | GS | Tackles | TFL | Sack | FF | PD | INT | TD |
|--------|----|----|---------|-----|------|----|----|-----|----|
| 2024 | 5 | 0 | 2 | 0 | 0 | 0 | 0 | 0 | 0 |
| Career | 17 | 0 | 17 | 2.5 | 0 | 0 | 2 | 1 | 1 |

- Played in all 12 games last season
- Made 11 of his 15 tackles on the year in the final three games of the season
- Returned an interception for a touchdown against Auburn
- Did not play as a freshman in 2022
- High school teammate of Chase Gillespie

TOP GAMES

Tackles
Interceptions
Sacks

2024

Career

2 vs. Alcorn State
3 vs. South Carolina 2023
1 vs. Auburn 2023



23 AJ NEWBERRY

RB • 6-1 • 197 • So.

| | GP | GS | Rush | Yds | TD | Long | Att/G | Yds/G |
|--------|----|----|------|-----|----|------|-------|-------|
| 2024 | 5 | 1 | 23 | 129 | 3 | 20 | 4.6 | 25.8 |
| Career | 9 | 1 | 43 | 225 | 3 | 29 | 4.8 | 25.0 |

- Played in four games as a freshman, preserving year of eligibility
- Made collegiate debut at Ole Miss, running three times for 30 yards
- Carried 12 times for 38 yards at South Carolina
- Eclipsed 2,000 rushing yards as a senior, scoring 24 touchdowns
- Ran track and owns a PR of 21.68 in the 200 meters

TOP GAMES

Rushing Yards
Longest Rush
Rushing Touchdowns
Receiving Yards

2024

Career

54 vs. Alcorn State
20 vs. Alcorn State
1 three times
53 vs. Georgia State
54 vs. Alcorn State 2024
29 vs. Auburn 2023
1 three times
53 vs. Georgia State 2024



24 NICK RINALDI

LB • 6-3 • 234 • Jr. • *ruh-NAL-dee*

| | GP | GS | Tackles | TFL | Sack | FF | PD | INT | TD |
|--------|----|----|---------|-----|------|----|----|-----|----|
| 2024 | 5 | 0 | 11 | 1 | 1 | 0 | 0 | 0 | 0 |
| Career | 21 | 0 | 35 | 2 | 1 | 0 | 1 | 1 | 0 |

- Played in all 12 games last season
- Made first career interception with one minute left in the fourth quarter at UNLV
- CSC Academic All-District in 2023 and two-time SEC Academic Honor Roll selection
- Did not play football until senior year of high school

TOP GAMES

Tackles
Interceptions
Sacks

2024

Career

3 twice
1 vs. Alabama
6 vs. Florida 2023
1 vs. UNLV 2023
1 vs. Alabama



25 MARTEL HIGHT

CB • 6-0 • 180 • So. • *HITE*

| | GP | GS | Tackles | TFL | Sack | FF | PD | INT | TD |
|--------|----|----|---------|-----|------|----|----|-----|----|
| 2024 | 5 | 5 | 14 | 0 | 0 | 0 | 1 | 0 | 0 |
| Career | 16 | 11 | 52 | 0 | 0 | 0 | 3 | 1 | 1 |

- Became first Commodore since 2012 to return a punt for a touchdown vs. Alcorn State (9.7.24)
- Played in 11 of 12 game as a true freshman last season, making 38 tackles
- Became the first freshman in school history to return an interception for a touchdown at UNLV and the first Vandy player with a pick-six since 2019
- Four-star recruit per On3 and ESPN also owns a high-jump PR of 6'6"

TOP GAMES

Tackles
Interceptions

2024

Career

7 vs. Missouri
7 twice
1 vs. UNLV 2023



26 MICAH BELL

WR • 5-10 • 177 • Jr.

| | GP | GS | Tackles | TFL | Sack | FF | PD | INT | TD |
|--------|----|----|---------|-----|------|----|----|-----|----|
| 2023 | 3 | 0 | 1 | 1 | 0 | 0 | 2 | 0 | 0 |
| Career | 3 | 0 | 1 | 1 | 0 | 0 | 2 | 0 | 0 |

- Moving to wide receiver after playing freshman season at Notre Dame as a cornerback
- Appeared in three games for the Fighting Irish
- Had a tackle for loss in Sun Bowl win over Oregon State
- Unanimous four-star prospect out of high school played running back and in the secondary
- Also competed in track and field, owning a PR of 24'5.25" in the long jump and 45'9.5" in the triple jump
- Brother, Dillon, is a wide receiver at Georgia

TOP GAMES

Tackles
Tackles for Loss

2024

Career

1 vs. Oregon State 2023*
1 vs. Oregon State 2023*
**Sun Bowl*



26 ALVIN WILLIAMSON JR.

DB • 6-0 • 200 • Fr.

- Enrolled at Vandy in January 2024
- Three-star prospect made 74 tackles and three interceptions during prep career
- Team captain as a senior

COMMODORE CAPSULES



27 JAYLIN LACKEY

CB • 6-0 • 198 • Fr.

| | GP | GS | Tackles | TFL | Sack | FF | PD | INT | TD |
|--------|----|----|---------|-----|------|----|----|-----|----|
| 2024 | 5 | 0 | 2 | 0 | 0 | 0 | 0 | 0 | 0 |
| Career | 5 | 0 | 2 | 0 | 0 | 0 | 0 | 0 | 0 |

- Unanimous three-star prospect
- Ranked a top-70 cornerback in his class by On3, 247 and ESPN
- Played both cornerback and wide receiver in high school
- Also competed in track and field

TOP GAMES

Tackles
Interceptions

2024

1 twice

Career

1 twice



28 SEDRICK ALEXANDER

RB • 5-9 • 200 • So.

| | GP | GS | Rush | Yds | TD | Long | Att/G | Yds/G |
|--------|----|----|------|-----|----|------|-------|-------|
| 2024 | 5 | 5 | 72 | 281 | 5 | 31 | 14.4 | 56.2 |
| Career | 17 | 11 | 168 | 652 | 9 | 31 | 9.9 | 38.4 |

- SEC All-Freshman selection by the league's coaches last season
- Led the team in rushing and rushing touchdowns
- Was the only freshman in the SEC with four or more rushing touchdowns
- Earl Campbell Tyler Rose of Texas Honorable Mention after running for 87 yards and two scores against Alabama A&M
- Was the first Vandy running back since 2019 with multiple touchdowns in a game

TOP GAMES

Rushing Yards
Rushing TDs
Longest Rush
Reception Yards
Longest Reception

2024

69 vs. Virginia Tech
2 vs. Alabama
31 vs. Missouri
24 vs. Alabama
19 vs. Alabama

Career

87 vs. Alabama A&M 2023
2 twice
31 vs. Missouri 2024
65 vs. Missouri 2023
21 vs. Missouri 2023



28 THOMAS JONES

CB • 5-11 • 183 • Fr.

- Chosen to 2023 TACA Tennessee East vs. West All-Star Classic
- Named Region 5-6A Co-MVP as a senior
- Led high school team in touchdowns as a senior, interceptions as a junior and solo tackles as a sophomore
- Qualified for the state meet all four years in the 300-meter hurdles
- Left Smyrna as school record holder in 200 meters, 110-meter hurdles, 300-meter hurdles and as anchor in 4x200-meter relay

TOP GAMES

Tackles
Sacks
Forced Fumble

2024

7 twice
1 vs. Alabama
1 vs. Alabama

Career

7 twice
1 twice
1 vs. Alabama 2024



29 MILES CAPERS

EDGE • 6-4 • 235 • Sr.

| | GP | GS | Tackles | TFL | Sack | FF | PD | INT | TD |
|--------|----|----|---------|-----|------|----|----|-----|----|
| 2024 | 5 | 5 | 22 | 4.5 | 1.5 | 1 | 3 | 0 | 0 |
| Career | 21 | 7 | 54 | 8 | 2.5 | 1 | 3 | 0 | 0 |

- SEC Defensive Lineman of the Week on Oct. 7
- Played in all 12 games with 29 tackles and a sack last season
- Recorded first career sack at UNLV
- Made seven tackles against Auburn
- Missed the 2022 season due to injury
- Played in four games as a true freshman
- Also ran track in high school

TOP GAMES

Long
Average
Punts

2024

69 vs. Alcorn State
55.5 vs. Alcorn State
6 vs. Missouri

Career

72 vs. Penn State 2023
55.5 vs. Alcorn State 2024
8 vs. Missouri* 2023
*Cotton Bowl



29 JESSE MIRCO

P • 6-4 • 222 • Gr. • mer-KO

| | GP | Att | Yds | Long | Avg | I20 |
|--------|----|-----|------|------|------|-----|
| 2024 | 5 | 17 | 759 | 69 | 44.6 | 6 |
| Career | 44 | 147 | 6466 | 77 | 44.0 | 61 |

- Enrolled at Vandy in January 2024 after spending three seasons at Ohio State
- Career punting average of 44.0 ranks fourth all-time at OSU
- Averaged 48.3 yards per punt on eight kicks against Missouri in the Cotton Bowl
- Ranked third in the Big Ten in punting average as a sophomore
- Product of the same ProKick Australia program which produced former Vandy All-American punter Matthew Hayball

TOP GAMES

Tackles

2024

1 twice

Career

9 vs. UNLV 2023



30 TRUDELL BERRY

CB • 6-1 • 196 • Jr.

| | GP | GS | Tackles | TFL | Sack | FF | PD | INT | TD |
|--------|----|----|---------|-----|------|----|----|-----|----|
| 2024 | 4 | 0 | 2 | 0 | 0 | 0 | 0 | 0 | 0 |
| Career | 17 | 7 | 24 | 1 | 0 | 0 | 4 | 0 | 0 |

- Played in nine games last season
- Made a career-best nine tackles at UNLV
- Played in four games as a freshman, preserving year of eligibility
- Four-star prospect selected to 2022 US Army All-American Bowl
- Also ran track, posting a PR of 10.93 in the 100-meter dash

TOP GAMES

Tackles

2024

1 twice

Career

9 vs. UNLV 2023



31 TATE HAMBY

S • 6-2 • 190 • Fr.

- Top-25 recruit out of Louisiana by On3, 247 and ESPN
- Played safety and wide receiver in high school
- Earned MaxPreps Player of the Game 12 times during prep career
- Won state championships in football, basketball and track (long jump)
- Father, Rooster Hamby, played football at Louisiana Tech
- Enjoys hunting alligators



32 MASON CARTER

EDGE • 6-5 • 234 • Fr.

- Enrolled at Vandy in January 2024
- Three-star recruit made 123 tackles and 10 sacks during prep career
- Helped high school to regional semifinals as a junior
- Also played basketball and ran track



33 BOUBACAR DIAKITE

EDGE • 6-4 • 239 • Jr. • BOO-bah-kar duh-KA-tay

| | GP | GS | Tackles | TFL | Sack | FF | PD | INT | TD |
|--------|----|----|---------|-----|------|----|----|-----|----|
| 2024 | 2 | 0 | 3 | 0 | 0 | 0 | 0 | 0 | 0 |
| Career | 23 | 3 | 35 | 5 | 2 | 0 | 2 | 0 | 0 |

- Played in all but one game last season, making 20 tackles
- Recorded six tackles at UNLV
- Made SEC Academic Honor Roll
- Played nine games as a true freshman
- Helped high school to state quarterfinals as a senior and state title as a junior, also playing tight end
- Also played basketball
- Previously went by BJ

TOP GAMES

Tackles
Sacks

2024

2 vs. Virginia Tech

Career

6 vs. UNLV 2023
1 twice



33 MONI JONES

RB • 6-2 • 225 • Gr. • MAH-nee

| | GP | GS | Rush | Yds | TD | Long | Att/G | Yds/G |
|--------|----|----|------|-----|----|------|-------|-------|
| 2024 | 5 | 0 | 5 | 10 | 0 | 6 | 1.0 | 2.0 |
| Career | 33 | 35 | 203 | 736 | 9 | 49 | 6.2 | 22.3 |

- Spent last two seasons at New Mexico State after competing freshman year at Northeastern Oklahoma A&M
- Played in all 15 games at NMSU in 2023, rushing 87 times for 343 yards and three touchdowns
- Played for Jerry Kill and Tim Beck with the Aggies

TOP GAMES

Rushing Yards
Rushing TDs
Longest Rush
Receptions
Reception Yards
Longest Reception

2024

6 vs. Alcorn State
6 vs. Alcorn State

Career

74 vs. Liberty 2022
2 twice
49 vs. Liberty 2022
2 vs. Massachusetts 2022
45 vs. Massachusetts 2022
39 vs. Massachusetts 2022

COMMODORE CAPSULES



34 JOHANN CARDENAS

RB • 6-0 • 223 • Fr. • *joe-HAN car-DEN-ahs*

- Unanimous three-star prospect
- Rated among the top-50 running backs in his class by On3, 247, ESPN and Rivals
- Ran for 4,743 yards on 561 carries and 64 touchdowns during prep career
- Scored at least two touchdowns in all but one game during his senior season



34 MAURICE HAMPTON

STAR • 6-0 • 218 • Gr.

| | GP | GS | Tackles | TFL | Sack | FF | PD | INT | TD |
|--------|----|----|---------|-----|------|----|----|-----|----|
| 2024 | 2 | 0 | 0 | 0 | 0 | 0 | 0 | 0 | 0 |
| Career | 23 | 7 | 37 | 2 | 0 | 0 | 1 | 0 | 0 |

- Began college career at LSU, playing both football and baseball
- Played 13 games as a freshman on LSU's 2019 national title team
- Had a tackle against Vanderbilt as a sophomore in 2020
- Played baseball for LSU in 2019 and 2020 before transferring to Samford to focus on baseball
- Decided to re-focus on football and joined Vanderbilt in 2024
- Consensus four-star prospect on the gridiron out of high school
- First athlete in Tennessee history to win Mr. Football and Mr. Baseball in the same season
- Was rated the No. 29 baseball prospect in the 2019 MLB Draft, but fell to the 23rd round (Padres) due to commitment to LSU

TOP GAMES

Tackles
Tackles for Loss
Passes Defended

2024

Career

7 vs. Missouri 2020
1 twice
1 vs. Texas A&M 2019



35 PAYNE DANIEL

S • 5-11 • 170 • So.

| | GP | GS | Tackles | TFL | Sack | FF | PD | INT | TD |
|--------|----|----|---------|-----|------|----|----|-----|----|
| 2023 | 1 | 0 | 0 | 0 | 0 | 0 | 0 | 0 | 0 |
| Career | 1 | 0 | 0 | 0 | 0 | 0 | 0 | 0 | 0 |

- Made collegiate debut at Tennessee last season
- Played football and lacrosse at Montgomery Bell Academy, same high school which produced head coach Clark Lea
- Two-time state runner up in football
- Two-time state champion in lacrosse
- Father, Matt, played football at Southern Miss
- Plays the piano and can solve a Rubik's cube



36 ALAN “TACO” WRIGHT

CB • 6-0 • 185 • Sr. • *goes by “Taco”*

| | GP | GS | Tackles | TFL | Sack | FF | PD | INT | TD |
|--------|----|----|---------|-----|------|----|----|-----|----|
| 2024 | 5 | 0 | 0 | 0 | 0 | 0 | 1 | 1 | 1 |
| Career | 17 | 0 | 6 | 0 | 0 | 0 | 3 | 1 | 1 |

- Played in all 12 games last season, making six tackles
- Did not see game action during first two seasons
- Three-star prospect was a two-time all-region selection in high school
- Also ran track in high school, winning a state championship in the 110-meter hurdles
- Brother, Mike, played quarterback at Vandy from 2020-22
- Plays the saxophone

TOP GAMES

Tackles
Passes Defended
Interceptions

2024

Career

1 vs. Alcorn State
1 vs. Alcorn State

1 vs. Auburn 2023
2 vs. UNLV 2023
1 vs. Alcorn State 2024



37 TY BURD

WR • 6-1 • 175 • So.

- All-region player at Montgomery Bell Academy
- Joined by high school teammates Payne Dainel, Daniel Gaw, Ty Bartholomew, Grayson Morgan, and Max and Gabe Fisher
- MBA is also the high school head coach Clark Lea attended
- Enjoys hunting



37 JAILEN RUTH

EDGE • 6-3 • 212 • So. • *JAY-lin*

| | GP | GS | Tackles | TFL | Sack | FF | PD | INT | TD |
|--------|----|----|---------|-----|------|----|----|-----|----|
| 2024 | 4 | 0 | 3 | 0 | 0 | 0 | 0 | 0 | 0 |
| Career | 8 | 0 | 3 | 0 | 0 | 0 | 0 | 0 | 0 |

- Played in four games as a freshman, preserving year of eligibility
- Three-star prospect out of high school, helped team to three straight state championship games
- Had 27 tackles for loss and 19 sacks in 10 games as a senior
- Also played basketball and ran track
- Won a state title in the 400 meters and has a PR of 48.4 seconds

TOP GAMES

Tackles
Sacks

2024

Career

2 vs. Alcorn State

2 vs. Alcorn State 2024



38 WILL FARIS

K • 6-1 • 160 • Sr.

| | GP | KO | Yds. | Avg. | TB | PAT | FG | Long |
|--------|----|----|------|------|----|-----|-----|------|
| 2024 | 4 | 25 | 1575 | 63.0 | 9 | 0-0 | 0-0 | -- |
| Career | 17 | 81 | 5091 | 62.9 | 31 | 1-1 | 0 | -- |

- Served as Vanderbilt's kickoff specialist last season, taking all 55 kickoffs
- CSC Academic All-District in 2023 and two-time SEC Academic Honor Roll selection
- Made collegiate debut at Hawai'i, making an extra point in only action of 2022
- Made all 63 extra points as a senior in high school

TOP GAMES

PAT

2024

Career

1-1 vs. Hawai'i 2022



39 JACKSON HEIS

WR • 6-2 • 202 • So. • *hice*

- All-district as a junior and senior in high school
- Averaged over 25 yards per reception during senior season
- AP Scholar with Distinction and first team academic all-state as a senior
- Captain of basketball team in high school
- Mom, Ashley, and dad, Tim, both played soccer at SMU



39 BRAIL LIPFORD

STAR • 5-9 • 180 • Gr.

| | GP | GS | Tackles | TFL | Sack | FF | PD | INT | TD |
|--------|----|----|---------|-----|------|----|----|-----|----|
| 2023 | 10 | 0 | 31 | 2.5 | 0 | 0 | 5 | 0 | 0 |
| Career | 23 | 0 | 51 | 2.5 | 0 | 2 | 15 | 2 | 0 |

- Played four seasons at Rocky Mountain College, an NAIA school in Billings, Montana
- Second-team all-conference selection and two-time academic all-conference
- Played in 10 games as a senior, making 31 tackles
- Graduated cum laude from Rocky Mountain College
- Father, Brail, played football at Grambling State

TOP GAMES

Tackles
Interceptions

2024

Career

9 vs. Montana Tech 2022
1 three times



40 JAMISON CURTIS

LB • 6-1 • 239 • Fr.

- Unanimous three-star prospect
- Made 71 tackles, 17 for loss, as a senior
- Made 107 tackles as a junior, helping Saraland to Class 6A state title
- Also played baseball in high school

COMMODORE CAPSULES



40 MASON ROHMILLER
K • 6-1 • 195 • Jr. • ROW-mill-er

• Joined Vanderbilt in 2023 after spending freshman year at San Diego
• Three-year starter at kicker for St. Xavier in Cincinnati during high school, twice winning kicker of the year in the Greater Catholic League
• Was born at the Vanderbilt University Medical Center
• Parents, Kimberly and Michael, completed residencies at VUMC in radiology and orthopedic surgery, respectively
• Mother, Kimberly, played tennis at Vanderbilt
• Uncle, Scott Draud, was an All-SEC basketball player at Vanderbilt, MVP of the 1990 NIT championship team and the first Commodore to make a three-pointer in a game



41 JAMEZELL LASSITER
WR • 5-8 • 196 • Fr. • JAMES-el

• Attended La Salle Academy in Providence, Rhode Island, before spending final high school season at Deerfield Academy in Massachusetts
• First-team All-Rhode Island in 2021 and 2022, eclipsing 2,000 rushing yards and 25 touchdowns over two seasons



42 JAKE BALIS
RB • 5-9 • 200 • Fr. • BAY-liss

• Two-time first-team all-conference selection at Penn High School
• Named a National High School Strength Coaches Association National Athlete of the Year
• Graduated magna cum laude
• Father, Matt Balis, was the head football strength coach at Notre Dame while Clark Lea was defensive coordinator
• Matt Balis also worked at Florida, Virginia, Mississippi State and UConn, with former athletes including Dak Prescott, Quentin Nelson, Tim Tebow and Darius Slay



42 CALLAHAN BLAIR
EDGE • 6-4 • 219 • Fr.

• Enrolled at Vanderbilt in January 2024
• Three-star prospect was among the top 200 recruits in Florida
• Made 108 tackles and 23 for a loss as a senior, earning all-district honors and helping team to 10-3 record
• Competed in track and field, making regionals in pole vault as a freshman



43 WILL CONLEY
K • 6-1 • 195 • Gr.

• All-district soccer player at Jones College Prep
• Attended the Michigan and was a manager for the football program
• Sister, Catherine, is a professional ballerina currently performing with the Atlanta Ballet and previously a member of Cuba's National Ballet



43 DOMINIC REZAC
RB • 6-1 • 190 • Jr. • REE-zak

| | GP | GS | Rush | Yds | TD | Long | Att/G | Yds/G |
|--------|----|----|------|-----|----|------|-------|-------|
| 2024 | 1 | 0 | 0 | 0 | 0 | 0 | 0 | 0 |
| Career | 1 | 0 | 0 | 0 | 0 | 0 | 0 | 0 |

• Returning to running back after spending 2023 as a defensive back
• SEC Academic Honor Roll in 2023
• Led high school in rushing as a senior with 1,411 yards and 17 touchdowns
• Brother, Teddy, plays football at Notre Dame

TOP GAMES

Rushing Yards
Longest Rush
Rushing touchdowns

2024

Career



44 GABE FISHER
FB/TE • 6-1 • 240 • So.

| | GP | GS | Rush | Yds | TD | Long | Att/G | Yds/G |
|--------|----|----|------|-----|----|------|-------|-------|
| 2024 | 5 | 2 | 0 | 0 | 0 | 0 | 0 | 0 |
| Career | 7 | 2 | 0 | 0 | 0 | 0 | 0 | 0 |

• Scored first receiving touchdown at Missouri
• Played in two games as a freshman
• Enrolled at Vanderbilt on an ROTC scholarship with the Tennessee National Guard
• Brother, Max, joined team in 2024
• Three-time state champion in wrestling during prep career
• Dad, Rick, played football at Mississippi State

TOP GAMES

Rushing Yards
Longest Rush
Rushing touchdowns

2024

Career



45 EMMANUEL ADEBI
TE • 6-5 • 266 • Gr. • ah-DAY-bee

| | GP | GS | Rec | Yds | TD | Long | Rec/G | Yds/G |
|--------|----|----|-----|-----|----|------|-------|-------|
| 2024 | 5 | 1 | 0 | 0 | 0 | 0 | 0 | 0 |
| Career | 21 | 3 | 7 | 76 | 0 | 22 | 0.4 | 4.5 |

• Competed at Cornell (ever heard of it?) from 2020-23
• Blocked a school-record seven kicks for the Big Red
• Blocks include three extra points, two against Harvard
• Blocked four kicks in six games as a junior in 2022, highlighted by two against Princeton
• Majored in engineering at Cornell
• Brother, Daniel, played football at MIT

TOP GAMES

Receiving Yards
Receiving TDs
Longest Reception

2024

Career

36 vs. Princeton 2023
22 vs. Princeton 2023



45 TY BARTHOLOMEW
LB • 6-1 • 212 • So.

• Walk-on did not see game action as a freshman in 2023
• Attended Montgomery Bell Academy, same high school as head coach Clark Lea (along with teammates Payne Daniel, Daniel Gaw, Grayson Morgan, and Max and Gabe Fisher)



46 MUSTAFA DANNETT
CB • 6-0 • 175 • Jr. • dah-NET

• SEC Academic Honor Roll in 2023
• Played football and wrestled at New London High School
• Earned a full academic scholarship to Vanderbilt



47 ISAIAH FONTAN
RB • 5-7 • 202 • Jr. • fon-TAN

• SEC Academic Honor Roll in 2023
• Competed in football and track in high school

COMMODORE CAPSULES



48 JULIAN ASHBY

LS • 6-1 • 221 • Gr.

| | GP | Snap | Tkl |
|--------|----|------|-----|
| 2024 | 5 | 52 | 0 |
| Career | 39 | 415 | 11 |

- Enrolled at Vandy in January 2024 after spending first three seasons at Furman
- Made 363 snaps over three seasons for the Paladins
- Finalist for the Doris Robinson Scholar-Athlete Award in 2023, given to the FCS student-athlete who excels on the field, in the classroom and across the community
- Graduated from Furman with a degree in physics
- Father, Glenton, played tennis at Georgia Tech and uncle, Richard Ashby, played tennis at South Carolina and professionally on the ATP Tour

TOP GAMES

Snap
Tackles

2024

13 vs. Missouri

Career

14 vs. VMI 2022
2 vs. NC State 2021



48 LARRY BENTON III

TE • 6-4 • 221 • Fr.

- TAPPS All-District selection
- State champion in shot put



49 SIMEON BOULWARE

EDGE • 6-5 • 246 • Fr. • BOWL-ware

- Enrolled at Vandy in January 2024
- Three-star prospect was in the top-50 edge prospects per 247Sports
- First team all-region as a senior with 61 tackles, 10 for loss and eight sacks
- Named defensive player of the month for October 2023 by the Touchdown Club of Gwinnett



50 CHASE MITCHELL

OL • 6-4 • 320 • Gr.

| | GP | GS | Snap | PFF>PBLK | RBLK | Pen (Dec/Off) |
|--------|----|----|------|----------|------|---------------|
| 2024 | 5 | 5 | 314 | 62.8 | 57.1 | 5 (1) |
| Career | 26 | 19 | 1170 | | | 9 (1) |

- Competed first four seasons at Liberty (2020-23)
- Started all 14 games last fall, allowing just one sack and one QB hit on 808 snaps (681 at LT, 126 at RT)
- Posted a PFF pass block grade of at least 70 in four games
- Helped high school to four conference titles and one WPIAL title

TOP GAMES

PFF Pass Block
PFF Run Block

2024

66.7 vs. Virginia Tech
80.7 vs. Alcorn State

Career

85.3 vs. Louisiana Tech 2023
80.7 vs. Alcorn State 2024



51 DANIEL GAW

LS • 6-2 • 230 • Sr.

- Two-time SEC Academic Honor Roll selection
- Enrolled as defensive lineman before becoming team's reserve long snapper in 2023
- Played at Montgomery Bell Academy, the same high school as Clark Lea, with 30 tackles and nine for loss as a senior
- Double major (economics, human & organizational development)



52 KEVO WESLEY

OL • 6-4 • 317 • Gr. • KEY-vo

| | GP | GS | Snap | PFF>PBLK | RBLK | Pen (Dec/Off) |
|--------|----|----|------|----------|------|---------------|
| 2024 | 5 | 4 | 214 | 22.7 | 56.7 | 1 (0) |
| Career | 21 | 4 | 393 | | | 1 (0) |

- Played in seven games with one start last season
- Spent 2022 season with defensive line, appearing in the first eight games with a pair of QB hurries, before suffering season-ending injury
- Saw the field in one game over first two seasons as a reserve offensive lineman
- Did not play football until junior season of high school

TOP GAMES

PFF Pass Block
PFF Run Block

2024

64.0 vs. Alcorn State
72.1 vs. Virginia Tech

Career

77.0 vs. Hawai'i 2023
72.1 vs. Virginia Tech 2024



53 GLENN SEABROOKS III

DL • 6-3 • 340 • Fr.

| | GP | GS | Tackles | TFL | Sack | FF | PD | INT | TD |
|--------|----|----|---------|-----|------|----|----|-----|----|
| 2024 | 5 | 0 | 15 | 1 | 0 | 0 | 1 | 1 | 0 |
| Career | 5 | 0 | 15 | 1 | 0 | 0 | 1 | 1 | 0 |

- Unanimous three-star prospect
- Ranked No. 43 in the 2023 TSSAA senior class by The Tennessean
- Had a pick-six as a senior and returned a fumble for a touchdown as a junior
- Grandfather, Glenn Seabrooks Sr., played football at Tennessee State

TOP GAMES

Tackles
Sacks
Passes Defended

2024

6 vs. Georgia State
1 vs. Virginia Tech

Career

6 vs. Georgia State 2024
1 vs. Virginia Tech 2024



54 STEVEN HUBBARD

OL • 6-3 • 330 • Gr.

| | GP | GS | Snap | PFF>PBLK | RBLK | Pen (Dec/Off) |
|--------|----|----|------|----------|------|---------------|
| 2024 | 5 | 4 | 281 | 67.4 | 62.0 | 0 (0) |
| Career | 27 | 18 | 1396 | | | 8 (2) |

- Previously played at UTEP (2020-23) and Kilgore College (2018-19)
- Played five games last season, with all 279 snaps at left tackle
- Made 10 starts for Miners in 2022, earning PFF pass block and run block grades over 70 for the season
- Named best offensive lineman in Southwest Junior College Conference and first-team All-American in 2019

TOP GAMES

PFF Pass Block
PFF Run Block

2024

87.6 at Georgia State
72.4 vs. Virginia Tech

Career

87.6 at Georgia State 2024
91.8 vs. Charlotte 2022



55 GUNNAR HANSEN

OL • 6-5 • 330 • Sr.

| | GP | GS | Snap | PFF>PBLK | RBLK | Pen (Dec/Off) |
|--------|----|----|------|----------|------|---------------|
| 2024 | 5 | 5 | 324 | 72.4 | 53.4 | 3 (1) |
| Career | 28 | 28 | 1724 | | | 13 (4) |

- SEC Offensive Lineman of the Week on Oct. 7
- Owns active longest start streak on the team (at Vanderbilt)
- SEC Academic Honor Roll as a sophomore
- High school teammate of Tyson Russell and Quincy Skinner Jr. at St. Thomas Aquinas, 2020 state champions

TOP GAMES

PFF Pass Block
PFF Run Block

2024

84.6 vs. Virginia Tech
57.4 vs. Georgia State

Career

85.9 vs. Elon 2022
71.2 twice



57 MAX FISHER

OL • 6-2 • 311 • So.

- Played in three games as a freshman at Trinity University, D-3 program in San Antonio, Texas
- Two-time all-region selection at Montgomery Bell Academy
- Two-time all-state honoree in wrestling during high school
- Joins brother, Gabe, on the team at Vandy
- Dad, Rick, played football at Mississippi State




58 CARSON CASTEEL

LB • 6-2 • 222 • Sr.

| | GP | GS | Tackles | TFL | Sack | FF | PD | INT | TD |
|--------|----|----|---------|-----|------|----|----|-----|----|
| 2024 | 2 | 0 | 0 | 0 | 0 | 0 | 0 | 0 | 0 |
| Career | 13 | 0 | 0 | 0 | 0 | 0 | 0 | 0 | 0 |

- Played in three games during first season at Vandy in 2023
- Transferred following two years at Michigan State (eight games in 2022)
- SEC Academic Honor Roll in 2023 and Academic All-Big Ten in 2022
- Wrestled in high school

COMMODORE CAPSULES

| | | | | | |
|--|--|---|---|---|--|
|  | 60 DUNCAN MacDONALD OL • 6-5 • 295 • Jr. • <i>mick-DON-ald</i> | <ul style="list-style-type: none">• Played against Alabama A&M and Tennessee last season• Named All-New England Independent School League• Helped Milton Academy go undefeated as a senior and sophomore (junior season canceled)• Father, Andrew, played left tackle at Dartmouth and won three Ivy League titles with the Big Green | TOP GAMES PFF Pass Block PFF Run Block | 2024 -- | Career 61.1 vs. Alabama A&M 2023 |
|  | 62 CJ WILLIAMS OL • 6-4 • 331 • Fr. | <ul style="list-style-type: none">• Unanimous three-star prospect• Rated among the top-150 offensive tackles in the class by all four services• No. 3 player in Massachusetts per On3• Also played basketball in high school | | | |
|  | 63 JACOB KATONA DL • 6-5 • 264 • Sr. | <ul style="list-style-type: none">• Did not see game action in first season at Vandy• No games played in first two seasons at Stanford• Also played baseball in high school• Dad, Steven, played baseball at Alabama Southern• Sisters, Maddie and Sarah, play softball at Dartmouth and Samford, respectively | | | |
|  | 64 DELFIN XAVIER CASTILLO OL • 6-5 • 361 • Sr. • <i>(drop Delfin) ex-ZAY-veer cas-TEE-oh</i> | <ul style="list-style-type: none">• Played in all 12 games, starting 10, last fall, mostly at left guard• Had a PFF pass block grade over 80 in two games• Allowed one sack in 535 total snaps• Played center and both guard spots in 2022, appearing in six games while battling injuries | TOP GAMES PFF Pass Block PFF Run Block | 2024 82.6 at Georgia State 71.9 vs. Virginia Tech | Career 86.1 vs. Florida 2023 71.9 vs. Virginia Tech 2024 |
|  | 66 ANTHONY MILES OL • 6-5 • 321 • So. | <ul style="list-style-type: none">• Did not play during freshman season in 2023• Unanimous three-star prospect out of high school• Led Ramsay to a state championship as a senior• Uncle, Ortavious Miles, played football at UAB | | | |
|  | 68 STEVEN LOSOYA OL • 6-3 • 324 • Gr. • <i>la-SOY-uh</i> | <ul style="list-style-type: none">• Enrolled at Vandy in January 2024 after two seasons at Mississippi State (2022-23) and three years at Middle Tennessee (2019-21)• Started all 12 games at Mississippi State last season playing all but four snaps at right guard (four at center)• Did not allow a sack in 2023• Started 11 games at Middle Tennessee in 2021• Named CUSA All-Freshman in 2020• All-Nashville selection by The Tennesseean at Overton High School | TOP GAMES PFF Pass Block PFF Run Block | 2024 80.4 vs. Virginia Tech 57.4 vs. Virginia Tech | Career 86.8 vs. Texas A&M 2022 79.2 vs. Bowling Green 2022 |
|  | 69 COOPER STARKS OL • 6-5 • 329 • So. | <ul style="list-style-type: none">• Did not see the field as a freshman• Unanimous three-star prospect• Named Class 2-A All-State as a senior• Also played basketball and competed in shot put• Owns a shot put career-best of 56'8.75" | | | |
|  | 70 CADE McCONNELL OL • 6-5 • 315 • Jr. | <ul style="list-style-type: none">• Did not see the field in two seasons at Minnesota (2022-23)• Consensus three-star recruit out of high school• Named all-state by The Oklahoman as a senior• Father, Aaron, played at Pittsburg State when Tim Beck was the offensive coordinator• Aaron went on to play in the NFL for the Titans and Falcons, as well as the Arena League for the Nashville Kats | TOP GAMES PFF Pass Block PFF Run Block | 2024 79.4 vs. Alcorn State 59.2 vs. Virginia Tech | Career 79.4 vs. Alcorn State 2024 59.2 vs. Virginia Tech 2024 |
|  | 71 GAGE PITCHFORD OL • 6-6 • 315 • Gr. | <ul style="list-style-type: none">• Played in all 12 games last season, primarily at right guard• Posted a PFF pass block grade of 75 or better in four games, including vs. No. 1 Georgia• Did not allow a sack last season, per PFF• Three-time Academic Honor Roll selection graduated in May 2024 with a degree in engineering science | TOP GAMES PFF Pass Block PFF Run Block | 2024 70.6 vs. Alcorn State 59.5 vs. Alcorn State | Career 84.3 vs. Ole Miss 2022 70.6 vs. Missouri 2023 |
|  | 72 JOSH RAYMOND OL • 6-4 • 298 • Fr. | <ul style="list-style-type: none">• Unanimous three-star prospect• Under Armour All-American as a senior• Helped high school to regional finals in 2022 | | | |
|  | 73 CHARLIE CLARK OL • 6-7 • 316 • Sr. | <ul style="list-style-type: none">• Played in 11 games in 2023, mostly on special teams• Two-time SEC Academic Honor Roll selection | TOP GAMES PFF Pass Block PFF Run Block | 2024 57.7 vs. Alcorn State | Career 74.1 vs. Alabama A&M 2023 60.2 vs. Hawai'i 2022 |
|  | 74 CAMERON BOSEN OL • 6-6 • 318 • Fr. • <i>BOW-sen</i> | <ul style="list-style-type: none">• Won National Football Foundation Charles W. Hawkins Scholar-Athlete Award• Honorable mention all-region and TACA East-West All-Star as a senior• Played bass and cello in high school orchestra | | | |

COMMODORE CAPSULES

| | | | | | |
|--|---|---|---|--|--|
|  | 75 MISAEL SANDOVAL OL • 6-7 • 337 • So. • MEE-sah san-dah-VAL | <ul style="list-style-type: none">• Did not see the field as a freshman• Three-star prospect by On3, 247Sports and ESPN• Was the No. 109 offensive tackle in the class per ESPN | TOP GAMES PFF Pass Block PFF Run Block | 2024 70. 4 vs. Alcorn State 60.1 vs. Alcorn State | Career 70. 4 vs. Alcorn State 2024 60.1 vs. Alcorn State 2024 |
|  | 76 GRAYSON MORGAN OL • 6-5 • 292 • Jr. | <ul style="list-style-type: none">• Played in seven games and made four starts in 2023• Earned a PFF pass block grade of at least 70 in four games• Played in one game as a freshman in 2022, making 11 offensive snaps at center in win at Hawai'i• Went to state championship game in football and won state title in basketball during prep career (starting center in basketball) | TOP GAMES PFF Pass Block PFF Run Block | 2024 | Career 79.7 vs. Alabama A&M 2023 82.7 vs. Alabama A&M 2023 |
|  | 77 DAVID SIEGEL OL • 6-6 • 300 • Jr. • SEE-gul | <ul style="list-style-type: none">• Played in one game as a sophomore after appearing in four as a freshman• Rated one of the top 100 offensive tackles in signing class by On3• Blocked for the top offense in prep football as a senior, leading Hun School to a 9-0 record | TOP GAMES PFF Pass Block PFF Run Block | 2024 | Career 50.2 vs. Alabama A&M 2023 |
|  | 78 KEEGAN WECHSLER OL • 6-2 • 281 • So. • WEX-ler | <ul style="list-style-type: none">• Did not see the field as a freshman in 2023• Earned all-district honors as both an offensive lineman and defensive lineman as a senior in high school• Also played baseball and track• Both parents played collegiate soccer | | | |
|  | 79 CONOR WEASLER P • 6-0 • 181 • So. • WEEZ-ler | <ul style="list-style-type: none">• Did not see game action in 2023 | | | |
|  | 80 TRISTEN BROWN WR • 5-10 • 185 • Fr. | <ul style="list-style-type: none">• Unanimous three-star prospect• Named district offensive MVP as a junior and senior• Caught 98 passes for 2,275 yards and 28 touchdowns during prep career• Averaged 42.6 yards on kickoff returns as a junior | TOP GAMES Receiving Yards Receiving TDs Longest Reception | 2024 27 vs. Alcorn State 11 vs. Alcorn State | Career 27 vs. Alcorn State 2024 11 vs. Alcorn State 2024 |
|  | 81 HUTCH BAIRD WR • 6-1 • 197 • Sr. | <ul style="list-style-type: none">• Has not seen the field at Vandy• SEC Academic Honor Roll in 2023• Played in six games during freshman season at Johns Hopkins• Played football and ran track in high school, helping Mentor to at least the state semifinals in football during three of four years• Mother, Lynn, played soccer at TCU | | | |
|  | 82 BRYCEN COLEMAN WR • 6-5 • 210 • Fr. | <ul style="list-style-type: none">• Four-star prospect per 247Sports• Ranked among the top-65 players in the class by 247 and ESPN• Had 72 catches for 1,158 yards and 241 carries for 1,854 yards during prep career, totaling 41 touchdowns• Also played basketball and baseball• Mother, Mel, played basketball at Oneonta State• Father, Jake, played basketball and football at Salisbury | TOP GAMES | 2024 | Career |
|  | 83 DEREK KEE WR • 6-4 • 190 • So. | <ul style="list-style-type: none">• Regional offensive player of the year as a senior in high school• Set the school record for receiving yards and receiving touchdowns in a season• Recorded a 4.0 GPA in high school and graduated first in his class | | | |
|  | 84 KAMREAN JOHNSON TE • 6-5 • 230 • So. • KAM-ren | <ul style="list-style-type: none">• Played in all 12 games as a freshman• Honorable mention All-SEC specialist (College Football Network)• Caught first career TD against Alabama A&M• Also had a touchdown grab against Kentucky• Three-star prospect played receiver in high school• Also played basketball | TOP GAMES Receiving Yards Receiving TDs Longest Reception | 2024 6 vs. Alabama 1 vs. Alabama 6 vs. Alabama | Career 22 vs. Tennessee 2023 1 three times 17 vs. Alabama A&M 2023 |
|  | 85 LANDON WELLS WR • 5-10 • 180 • Jr. | <ul style="list-style-type: none">• SEC Academic Honor Roll in 2023• Played quarterback at Brentwood Academy, helping team to state quarterfinals as a senior | TOP GAMES Receiving Yards Receiving TDs Longest Reception | 2024 | Career |
|  | 86 WITT EDWARDS WR • 6-5 • 200 • Fr. | <ul style="list-style-type: none">• Four-star prospect per 247Sports and ESPN• Played both wide receiver and outside linebacker in high school• Rated a top-10 player in Oklahoma by all four services• Named to the 2023 Freaks List by 247Sports• Also wrestled in high school• Dad and brother both wrestled at Oklahoma State | | | |

COMMODORE CAPSULES



87 JOSEPH McVAY

WR • 6-1 • 200 • Fr.

| | GP | GS | Rec | Yds | TD | Long | Rec/G | YPC | Yds/G |
|--------|----|----|-----|-----|----|------|-------|-----|-------|
| 2024 | 1 | 0 | 1 | 65 | 1 | 65 | 1.0 | 65 | 65.0 |
| Career | 1 | 0 | 1 | 65 | 1 | 65 | 1.0 | 65 | 65.0 |

- Four-star prospect per 247Sports
- Unanimously ranked one of the top-100 receivers in the class
- Played both receiver and safety in high school
- Named to 2023 Freaks List by 247Sports
- Also played basketball and competed in track and field
- Owned a PR of 6'6" in the high jump

TOP GAMES

Receiving Yards
Receiving TDs
Longest Reception

2024

65 vs. Missouri
1 vs. Missouri
65 vs. Missouri

Career

65 vs. Missouri 2024
1 vs. Missouri 2024
65 vs. Missouri 2024



88 BOSKI BARRETT

WR • 5-11 • 175 • Fr. • *BO-ski*

- Unanimous three-star prospect
- Rated among the top-100 receivers in the class by ESPN, 247 and On3
- Finalist for Tennessee Mr. Football (Division II, Class AA)
- Played both sides of the ball, leading Knox County in both interceptions (nine) and touchdowns (16) as a senior

TOP GAMES

Field Goals
Long

2024

2 four times
57 vs. Missouri

Career

2 four times
57 vs. Missouri 2024



88 BROCK TAYLOR

K • 6-1 • 161 • So.

| | GP | KO | Yds. | Avg. | TB | PAT | FG | Long |
|--------|----|----|------|------|----|-----|------|------|
| 2024 | 5 | 9 | 578 | 64.2 | 5 | 21 | 9-12 | 57 |
| Career | 6 | 9 | 578 | 64.2 | 5 | 21 | 9-12 | 57 |

- SEC Special Teams Player of the Week on Oct. 7
- Did not play as a freshman in 2023
- Unanimous three-star prospect out of high school
- Ranked the No. 5 kicker in his class by 247Sports
- Five-star kicking prospect per Kohl's Kicking
- Special Teams MVP for Division II-AAA East (Main Street Preps)
- Made a game-winning PAT with no time on the clock to beat Nashville Father Ryan, 43-42, during his senior year

TOP GAMES

Tackles
Sacks
Passes Defended

2024

Career



90 TED GREGOIRE

DL • 6-3 • 327 • So. • *gre-GORE*

| | GP | GS | Tackles | TFL | Sack | FF | PD | INT | TD |
|--------|----|----|---------|-----|------|----|----|-----|----|
| 2024 | 1 | 0 | 0 | 0 | 0 | 0 | 0 | 0 | 0 |
| Career | 1 | 0 | 0 | 0 | 0 | 0 | 0 | 0 | 0 |

- Did not play as a true freshman in 2023
- Unanimous three-star prospect out of high school
- Unanimous top-30 prospect from New Jersey
- Played offensive tackle, wide receiver, tight end, defensive end and defensive tackle during high school career
- Also played basketball

TOP GAMES

Tackles
Sacks
Passes Defended

2024

3 twice
1 vs. Missouri

Career

5 twice
1 vs. Kentucky 2022
1 five times



91 CHRISTIAN JAMES

DL • 6-4 • 290 • Gr.

| | GP | GS | Tackles | TFL | Sack | FF | PD | INT | TD |
|--------|----|----|---------|------|------|----|----|-----|----|
| 2024 | 5 | 1 | 11 | 2 | 0 | 0 | 1 | 0 | 0 |
| Career | 43 | 21 | 89 | 11.5 | 2 | 0 | 5 | 0 | 0 |

- Has played in 38 career games with 20 starts entering his sixth year at Vanderbilt
- Redshirted as a freshman in 2019 and did not lose eligibility during Covid season in 2020
- Two-time SEC Academic Honor Roll selection has already earned two degrees from Vanderbilt

TOP GAMES

Tackles
Sacks
Passes Defended

2024

Career



92 EVAN HERRMANN

DL • 6-6 • 225 • So.

- Did not see the field as a freshman in 2023
- Rated a three-star prep prospect by On3 and 247Sports
- Top prospect in Wisconsin in his class per On3
- All-Wisconsin player as a senior (Associated Press)
- Also played baseball and ran track
- All-state in 110-meter hurdles (14.94 PR)

TOP GAMES

Tackles
Sacks
Tackles for Loss

2024

3 vs. Alcorn State

Career

3 twice
1 vs. Auburn 2023
1.5 vs. Hawai'i 2023



94 BRADLEY MANN

DL • 6-6 • 288 • Jr.

| | GP | GS | Tackles | TFL | Sack | FF | PD | INT | TD |
|--------|----|----|---------|-----|------|----|----|-----|----|
| 2024 | 5 | 0 | 4 | 0 | 0 | 0 | 0 | 0 | 0 |
| Career | 20 | 0 | 19 | 4.5 | 1 | 0 | 0 | 0 | 0 |

- Played in all 12 games as a sophomore, making 12 tackles
- Made first career sack against Auburn in 2023
- Three-star prospect out of high school, helped team to back-to-back state title game appearances in 2019 and 2020
- Also played lacrosse in high school

TOP GAMES

Tackles
Sacks
Tackles for Loss

2024

3 vs. Virginia Tech
1.5 vs. Virginia Tech
2.5 vs. Virginia Tech

Career

3 twice
1.5 vs. Virginia Tech 2024
2.5 vs. Virginia Tech 2024



95 LINUS ZUNK

DL • 6-6 • 263 • Jr.

| | GP | GS | Tackles | TFL | Sack | FF | PD | INT | TD |
|--------|----|----|---------|-----|------|----|----|-----|----|
| 2024 | 5 | 1 | 5 | 2.5 | 1.5 | 0 | 0 | 0 | 0 |
| Career | 14 | 1 | 12 | 4.0 | 2.0 | 0 | 0 | 0 | 0 |

- Played in nine games last fall with seven tackles
- Two-time SEC Academic Honor Roll
- Three-star prospect out of Rabun Gap-Nacoochee
- Native of Berlin, Germany, played football for just two years at Rabun Gap
- Made 77 tackles as a senior

TOP GAMES

Tackles
Sacks

2024

1 three times
1 twice

Career

4 twice
2 twice



96 KHORDAE SYDNOR

DL • 6-4 • 266 • Sr. • *core-DAY SID-nor*

| | GP | GS | Tackles | TFL | Sack | FF | PD | INT | TD |
|--------|----|----|---------|-----|------|----|----|-----|----|
| 2024 | 3 | 3 | 3 | 2 | 2 | 0 | 0 | 0 | 0 |
| Career | 29 | 4 | 30 | 11 | 8.5 | 0 | 1 | 0 | 0 |

- Competed at Purdue for three seasons (2021-23)
- Played in 10 games last fall for the Boilermakers, making five tackles
- Played in all 14 games in 2022, making 22 tackles, 6.5 for loss
- College Football News Freshman All-American (redshirt freshman in 2022)
- Academic All-Big Ten

TOP GAMES

2024

Career



97 HAYDEN BRAY

EDGE • 6-4 • 277 • Gr.

| | GP | GS | Tackles | TFL | Sack | FF | PD | INT | TD |
|--------|----|----|---------|-----|------|----|----|-----|----|
| 2023 | 1 | 0 | 0 | 0 | 0 | 0 | 0 | 0 | 0 |
| Career | 1 | 0 | 0 | 0 | 0 | 0 | 0 | 0 | 0 |

- Joined Vanderbilt in 2024 after competing at Oklahoma (2021-23)
- Appeared in one game for the Sooners vs. Tulsa in 2023
- Graduated from Oklahoma in three years
- Pursuing a master's of education in leadership and organizational performance at Vandy
- Two-time Texas state champion at Austin's Westlake High School

TOP GAMES

Tackles
Tackles for Loss

2024

4 vs. Georgia State

Career

4 vs. Georgia State 2024
0.5 vs. Alabama A&M 2023



98 DE'MARION THOMAS

DL • 6-2 • 334 • So. • *duh-MAR-e-on*

| | GP | GS | Tackles | TFL | Sack | FF | PD | INT | TD |
|--------|----|----|---------|-----|------|----|----|-----|----|
| 2024 | 5 | 5 | 10 | 0 | 0 | 0 | 0 | 0 | 0 |
| Career | 15 | 5 | 17 | 0.5 | 0 | 0 | 0 | 0 | 0 |

- Played in 10 games as a true freshman
- Unanimous three-star prospect out of high school
- Helped Union to an 11-1 record with only loss in state semifinals as a senior
- Made 53 tackles as a junior while also starting at left guard on the offensive line

TOP GAMES

Tackles
Sacks
Tackles for Loss
Passes Defended

2024

1 vs. Missouri

Career

4 vs. Missouri 2022
1 vs. Missouri 2022
2 vs. Missouri 2022
1 vs. Tennessee 2021





99 DEVIN LEE

DL • 6-2 • 290 • Sr.

| | GP | GS | Tackles | TFL | Sack | FF | PD | INT | TD |
|--------|----|----|---------|-----|------|----|----|-----|----|
| 2024 | 4 | 0 | 1 | 0 | 0 | 0 | 0 | 0 | 0 |
| Career | 32 | 11 | 35 | 5.5 | 2 | 0 | 1 | 0 | 0 |

- Played in 28 career games with 11 starts
- Has appeared in the last 21 games
- Made 34 career tackles

GAME RECAPS
GAME 1 Virginia Tech @ Vandy

| | 1 | 2 | 3 | 4 | OT | TOT |
|--|---|----|----|----|----|-----------|
|  | 0 | 3 | 10 | 14 | 0 | 27 |
|  | 3 | 14 | 3 | 7 | 7 | 34 |

DATE Aug. 31 SITE FirstBank Stadium (Nashville, Tenn.)

KICKOFF 11:07 a.m. END 2:48 p.m. ELAPSED 3:40
ATTENDANCE 28,934 WEATHER Sunny 88 F/Wind W 2 MPH

OVERTIME VICTORY TO OPEN 2024

NASHVILLE, Tenn. - Quarterback Diego Pavia scored three touchdowns and posted 294 total yards of offense to lead the Vanderbilt Commodores to a 34-27 win over RV/RV Virginia Tech in overtime in its 2024 season opener at FirstBank Stadium.

The Commodores won their third-straight season opener, as Vanderbilt collected its first victory over a team receiving votes since Nov. 12, 2022, when the Dores knocked off RV/24 Kentucky at Kroger Field.

Pavia, the 2023 CUSA Player of the Year and transfer from New Mexico State, threw for 190 yards and added 104 yards on the ground. Pavia went 12-of-16 and threw for two scores, while rushing for a third. He is the first Commodore to have over 100 passing yards and 100 rushing yards in a game since Mike Wright against Missouri on Oct. 30, 2021.

Vandy scored on its first three offensive possessions to take a 17-0 lead, and held the Hokies scoreless for the first 29 minutes of the first half, only allowing a 40-yard field goal with 52 seconds remaining before halftime. It was the first time Vanderbilt did not allow a touchdown to an FBS opponent in the first half since Sept. 28, 2019, against Northern Illinois.

Senior Quincy Skinner Jr. hauled in four catches for a team-best 72 receiving yards and a touchdown. Junior Langston Patterson paced the Vandy defense with 10 tackles, leading the Commodores in tackles for the fifth-straight game. Junior Linus Zunk collected two sacks, while freshman Glenn Seabrooks III added an interception.

Virginia Tech scored the first points of the second half with a 24-yard touchdown from senior Bhayshul Tuten that cut the Commodore lead to 17-10 at the 12:42 mark of the third quarter. Vanderbilt responded with a 53-yard field goal from sophomore Brock Taylor to push its lead back out to 20-10 with 7:07 remaining in the third. Taylor's 53-yarder tied him with Joseph Bulovas for the fifth-longest field goal in school history.



The Hokies pulled even with the Dores early in the fourth quarter, as Tuten hauled in an 11-yard score from redshirt junior Kyrn Drones to tie the game up at 20-all with 10:12 left to play. Virginia Tech got the ball back at the 7:38 mark after a Vanderbilt punt. The Hokies went 97 yards on six plays to take a 27-20 lead with 4:21 remaining in regulation.

With the Commodores trailing 27-20 late in the fourth quarter, sophomore Sedrick Alexander hauled in a pass from Pavia for an 8-yard touchdown reception that made it 27-all with 1:51 remaining in regulation.



Vanderbilt received the ball first in overtime and marched 25 yards down the field in four plays to take a 34-27 lead, capped off by Pavia's 4-yard touchdown run.

With Virginia Tech facing a 4th-and-11 from the Vanderbilt 12-yard line, the Dores forced a rushed pass up the middle that came up incomplete to secure the victory for Vandy.



TEAM STATS

| |  |  |
|------------------------------|---|---|
| First Downs | 21 | 20 |
| Rushing Yards | 75 | 181 |
| Passing Yards | 322 | 190 |
| Total Offense | 397 | 371 |
| Punts-Yards | 1-17 | 1-22 |
| Kickoffs-Yards | 4-96 | 2-50 |
| Possession Time | 25:28 | 34:32 |
| Third Down | 7-15 | 5-12 |
| Fourth Down | 1-2 | 1-1 |
| Red Zone Scores-Chances (TD) | 3-4 | 5-5 |
| Sacks By (Number-Yards) | 2-16 | 4-26 |
| PAT | 3-3 | 4-4 |
| 2-pt Conversions | 0-0 | 0-0 |
| Field Goals | 2-2 | 2-3 |
| Points off Turnovers | 0 | 7 |

INDIVIDUAL LEADERS

| |  |  |
|------------------------|---|---|
| Passing (Yds/C-A-I-TD) | Drones 322/22-33-1-2 Schlee 0/0-1-1-0 | Pavia 190/12-16-0-2 |
| Rushing (Att-Yds-TD) | Tuten 9-34-1 Drones 16-19-0 | Pavia 26-104-1 Alexander 17-69-1 |
| Receiving (Rec-Yds-TD) | Tuten 6-18-1 Lane 4-62-0 | Skinner Jr. 4-72-1 Sherrill 3-34-0 |
| Tackles (Solo-Tot) | Lawson 7-9 Phillips II 2-7 | Patterson 4-10 Longwell 2-9 |
| Sacks (No-Yds) | Woodson 1.0-11 | Zunk 1.5-14 |

GAME 2 Alcorn State @ Vandy

| | 1 | 2 | 3 | 4 | TOT |
|---|----|----|---|----|-----------|
|  | 0 | 0 | 0 | 0 | 0 |
|  | 10 | 17 | 7 | 21 | 55 |

DATE Sept. 7 SITE FirstBank Stadium (Nashville, Tenn.)

KICKOFF 6:40 p.m. END 9:48 ELAPSED 3:08
ATTENDANCE 24,080 WEATHER Sunny 74 F/Wind NE 10 MPH

SHUTOUT SATURDAY

NASHVILLE, Tenn. — It was all black and gold on Saturday night at FirstBank Stadium as Vanderbilt shut out Alcorn State 55-0, the first for the Commodores since beating East Tennessee State 38-0 in 2019.

The Commodore offense got started with a 35-yard field goal by Brock Taylor midway through the first quarter before quickly picking up on the following drives. A tight end-to-tight end reverse pass from Eli Stowers to a wide-open Cole Spence set him up for his first reception and touchdown in black and gold.

Quarterback Diego Pavia continued his hot start with the program, putting Vandy up 17-0 with a tip-toeing 5-yard touchdown run in the second quarter.

The Vanderbilt defense shut down any attempt by Alcorn State to get its offense going in the first half, limiting the Braves to just 28 total yards. CJ Taylor came down with the fourth interception of his career in the middle of the first quarter, setting up the eventual touchdown by Spence. That pick made it seven of the last eight games where Vanderbilt's defense has had at least one interception.

A rushing touchdown by Sedrick Alexander—his second of the season—came with five minutes remaining in the half. Alexander now has consecutive games with a rushing touchdown for the first time in his career. Taylor nailed a 46-yard field goal as time ran down in the half to make the Vanderbilt lead 27-0 heading into the locker room.



In the third quarter, AJ Newberry found himself in the end zone for the first time in his career following a 20-yard rush up the middle.

The fourth quarter saw a trio of scores by the Dores. Junior quarterback Nate Johnson took a keeper 58 yards for his first touchdown at Vanderbilt. The Commodores then struck twice within six seconds of game time—first off a 57-yard punt return by Martel Hight, followed by a pick-six by Alan "Taco" Wright on the first play of the ensuing Alcorn State drive. Hight's house call was the first punt return touchdown for Vanderbilt since Jonathan Krause took one back on Nov. 24, 2012, at Wake Forest.



Vanderbilt's 55 points are the most scored in a game since last season's win against Alabama A&M and the most in a shutout since a 58-0 victory against Presbyterian on Sept. 17, 2012. The Commodore defense kept the Braves at bay with only 71 total yards in the game. The last time Vandy held its opponent under 100 yards was when the defense limited Chattanooga to just 93 yards in 2003.

Vanderbilt heads to Atlanta to take on Georgia State at 6 pm C.T. next Saturday. The Commodores look to go 3-0 for the first time in the Clark Lea era.



TEAM STATS

| |  |  |
|------------------------------|---|---|
| First Downs | 6 | 18 |
| Rushing Yards | 40 | 242 |
| Passing Yards | 31 | 100 |
| Total Offense | 71 | 342 |
| Punts-Yards | 8-316 | 2-111 |
| Kickoffs-Yards | 1-61 | 10-624 |
| Possession Time | 28:57 | 31:03 |
| Third Down | 1-11 | 6-10 |
| Fourth Down | 0-0 | 0-0 |
| Red Zone Scores-Chances (TD) | 0-0 | 5-5 |
| Sacks By (Number-Yards) | 2-15 | 1-3 |
| PAT | 0-0 | 7-7 |
| 2-pt Conversions | 0-0 | 0-0 |
| Field Goals | 0-0 | 2-2 |
| Points off Turnovers | 0 | 14 |

INDIVIDUAL LEADERS

| |  |  |
|------------------------|---|---|
| Passing (Yds/C-A-I-TD) | Vaughn 20/5-9-0-0 Hartsfield Jr. -3/14-1-0 Macon 14/2-3-1-0 | Pavia 83/10-13-0-0 Stowers 17/1-1-0-1 |
| Rushing (Att-Yds-TD) | Stewart 10-29-0 Macon 2-6-0 | Johnson 2-69-1 Alexander 12-54-1 Newberry 6-54-1 |
| Receiving (Rec-Yds-TD) | Griffin 2-14-0 Blakes 2-6-0 | Brown 3-27-0 Skinner Jr. 2-14-0 |
| Tackles (Solo-Tot) | Summerour 4-5 Dew 2-5 | DiCosmo 3-7 Kollie 1-5 |
| Sacks (No-Yds) | Edwards 1.0-8 Gibson 1.0-7 | Kollie 1.0-3 |

GAME 3 Vandy @ Georgia State

| | 1 | 2 | 3 | 4 | TOT |
|---|---|----|----|----|-----------|
|  | 0 | 10 | 0 | 22 | 32 |
|  | 3 | 9 | 10 | 14 | 36 |

DATE Sept. 14 SITE Center Parc Stadium (Atlanta)

KICKOFF 7:02 p.m. ET END 10:46 p.m. ELAPSED 3:44
ATTENDANCE 14,413 WEATHER Overcast 72 F/Wind E 13 MPH

DORES FALL SHORT

ATLANTA — Vanderbilt's fourth-quarter comeback came undone on Saturday, as Georgia State scored a touchdown in the game's closing seconds to hand the Commodores a 36-32 loss at Center Parc Stadium.

It is Vandy's first loss of the 2024 season, as the Dores now stand at 2-1 overall. The win improves Georgia State to 2-1.

Trailing by two scores late in the fourth quarter the Commodore offense went full steam. Vanderbilt posted back-to-back touchdowns in 1:15 to take its first lead at 32-29. Running back Sedrick Alexander rushed into the end zone from one-yard out with 1:14 left to play.

Georgia State answered by going 75 yards downfield in seven plays, finding the end zone in 59 seconds. The Panthers reclaimed the lead when quarterback Christian Veilleux found a streaking Ted Hurst for a 25-yard touchdown with 15 seconds left to play.



The Commodores could not find pay dirt on their final possession, as the clock expired with Vanderbilt at its 47-yard line after completing a 17-yard pass.

The Dores amassed 380 yards of total offense. Graduate student Diego Pavia had his first 300-yard game as a Commodore, as the quarterback collected 310 total yards of offense. Pavia tossed for a season-high 270 yards and added 40 yards on the ground. He threw for a pair of touchdowns against the Panthers, finding Junior Sherrill for an 8-yard score right before halftime, then connected with tight end Eli Stowers for an 18-yard touchdown early in the fourth quarter.



Stowers hauled in nine receptions for 110 yards, both marks are single-game highs by a Commodore this season. A total of seven Dores caught a pass on Saturday. Alexander rushed for a team-best 42 yards and a score on 11 carries, as he has recorded a touchdown in all three games this season. AJ Newberry collected a touchdown for the second-straight game, while he hauled in a two-point conversion on Vanderbilt's final touchdown. The running back also added a 53-yard reception in the second quarter, which is the longest reception by a Vandy player this season, that set up the Commodores' first touchdown.

Randon Fontenette led the Vandy defense with eight tackles. Aeneas DiCosmo and Bryan Longwell teamed up for a sack, while the Dores had five tackles for loss. Longwell recorded his first collegiate interception and had four tackles against the Panthers.


TEAM STATS

| |  |  |
|------------------------------|---|---|
| First Downs | 23 | 25 |
| Rushing Yards | 110 | 157 |
| Passing Yards | 270 | 269 |
| Total Offense | 380 | 426 |
| Punts-Yards | 3-105 | 4-161 |
| Kickoffs-Yards | 7-452 | 7-453 |
| Possession Time | 27:22 | 32:38 |
| Third Down | 6-13 | 9-16 |
| Fourth Down | 1-2 | 0-0 |
| Red Zone Scores-Chances (TD) | 5-5 | 3-3 |
| Sacks By (Number-Yards) | 1-14 | 2-15 |
| PAT | 3-3 | 4-4 |
| 2-pt Conversions | 1-1 | 0-0 |
| Field Goals | 1-1 | 2-3 |
| Points off Turnovers | 7 | 3 |

INDIVIDUAL LEADERS

| |  |  |
|------------------------|---|---|
| Passing (Yds/C-A-I-TD) | Pavia 270/18-33-0-2 | Veilleux 269/26-41-1-3 |
| Rushing (Att-Yds-TD) | Alexander 11-42-1 Pavia 15-40-0 | Brock 15-96-0 Ford 6-35-0 |
| Receiving (Rec-Yds-TD) | Stowers 9-110-1 Newberry 1-53-0 | Hurst 7-128-2 Fleming 6-49-0 |
| Tackles (Solo-Tot) | Fontenette 4-8 K. Taylor 6-7 | Swint 5-8 Robinson 3-7 |
| Sacks (No-Yds) | Longwell 0.5-7 DiCosmo 0.5-7 | Swint 2.0-15 |

GAME RECAPS
GAME 4 Vandy @ Missouri

| | 1 | 2 | 3 | 4 | 1OT | 2OT | TOT |
|--|---|---|----|---|-----|-----|-----|
| V | 7 | 6 | 7 | 0 | 7 | 0 | 27 |
|  | 7 | 3 | 10 | 0 | 7 | 3 | 30 |

DATE Sept. 21 SITE Memorial Stadium (Columbia, Mo.)

KICKOFF 3:20 p.m. END 7:01 p.m. ELAPSED 3:40
ATTENDANCE 62,621 WEATHER Sunny 74F / Wind SE 4MPH

DORES FALL IN DOUBLE OVERTIME

COLUMBIA, Mo. — Blake Craig kicked a 37-yard field goal on the first possession of double overtime on Saturday to help lead No. 7/8 Missouri to a 30-27 victory over Vanderbilt at Faurot Field.

Craig's score came after Brady Cook found Luther Burden III for a 25-yard touchdown to send the game to a second extra period. The Commodores (2-2, 0-1 SEC) had an opportunity to tie the contest but saw a 31-yard field-goal attempt go wide left.

Cook finished 23-of-37 passing for 226 yards and two scores, with Burden posting six receptions for a game-high 76 yards while catch both of those touchdown passes. Nate Noel ran for 199 yards on 24 carries as well as the Tigers (4-0, 1-0) finished with 442 yards of total offense.

Diego Pavia countered with 178 yards and a pair of touchdown throws for the Dores, hitting 14-of-23 attempts, and he led Vandy after finishing with 84 yards on 17 rushes as well. Eli Stowers was his top target after catching seven balls for 57 yards, while Sedrick Alexander chipped in with 52 yards on 11 carries.


Bryan Longwell and Langston Patterson paced the Vanderbilt defense with 12 and 11 tackles, respectively, with Longwell credited with 2½ stops behind the line of scrimmage. Randon Fortenette supplied eight tackles and Martel Hight finished with seven also.

Marvin Burks has 12 tackles to pace the Tigers and share game-high honors with Longwell as the Tigers limited the Commodores to 324 total yards.


Missouri scored on its first two possessions of the second half, with Craig hitting a field goal from 54 yards out and Marcus Carroll adding a three-yard touchdown run less than three minutes later to give the Tigers their first lead, 20-13. The Commodores would even the score late in the third quarter when AJ Newberry reached the end zone from four yards out to cap an eight-play, 80-yard march by Vandy that took over five minutes off the clock.

Pavia gave the Dores an early 7-0 with a 65-yard touchdown pass to Joseph McVay less than six minutes into the contest, but when Mizzou answered on its ensuing possession with a 20-yard scoring pass from Cook to Burden the score was tied at the end of the opening period. Brock Taylor put Vandy back in front in the first 90 seconds of the second quarter after connecting on a 27-yard field goal, and following a 23-yard Craig field goal with just over a minute remaining in the half Taylor responded with a school-record 57-yard field goal as time expired to give the Commodores a 13-10 lead at the break.

TEAM STATS

| | V |  |
|------------------------------|-------|---|
| First Downs | 15 | 22 |
| Rushing Yards | 146 | 216 |
| Passing Yards | 178 | 226 |
| Total Offense | 326 | 442 |
| Punts-Yards | 6-280 | 3-115 |
| Kickoffs-Yards | 4-252 | 5-260 |
| Possession Time | 26:54 | 33:06 |
| Third Down | 4-14 | 7-17 |
| Fourth Down | 0-0 | 0-1 |
| Red Zone Scores-Chances (TD) | 2-2 | 3-4 |
| Sacks By (Number-Yards) | 3-13 | 1-12 |
| PAT | 3-3 | 3-3 |
| 2-pt Conversions | 0-0 | 0-0 |
| Field Goals | 2-4 | 3-6 |
| Points off Turnovers | 0 | 0 |

INDIVIDUAL LEADERS

| | V |  |
|------------------------|--|---|
| Passing (Yds/C-A-I-TD) | Pavia 178/14-23-0-2 | Cook 226/23-37-0-2 |
| Rushing (Att-Yds-TD) | Pavia 17-84-0 Alexander 11-52-0 | Noel 24-199-0 Carroll 5-10-1 |
| Receiving (Rec-Yds-TD) | Stowers 7-57-0 McVay 1-65-1 | Burden 6-76-2 Wease 5-55-0 |
| Tackles (Solo-Tot) | Longwell 6-12 Patterson 5-11 | Burks 1-12 McClellan 2-7 |
| Sacks (No-Yds) | Fontenette 1.0-7 Sydnor 1.0-5 Longwell 1.0-1 | Hicks 1.0-12 |

GAME 5 Alabama @ Vandy

| | 1 | 2 | 3 | 4 | TOT |
|---|----|----|----|----|-----|
| A | 7 | 7 | 14 | 7 | 35 |
| V | 13 | 10 | 7 | 10 | 40 |

DATE Oct. 5 SITE FirstBank Stadium (Nashville, Tenn.)

KICKOFF 3:20 p.m. END 6:47 p.m. ELAPSED 3:26
ATTENDANCE 28,934 WEATHER Sunny 85F / Wind NE 4MPH

THIS MAGIC MOMENT

NASHVILLE, Tenn. — There are only a few times in one's life when they know they are witnessing history, and Vanderbilt's 40-35 win over No. 1/2-ranked Alabama on Saturday was just that for a sell-out crowd at FirstBank Stadium.

The victory over the No. 1/2 Crimson Tide marks the first time in program history that the Commodores defeated the top-ranked team in the nation. Additionally, it is the school's first win over a top-five team.

Quarterback Diego Pavia collected 308 total yards in the win over the Tide, passing for 252 yards and two touchdowns. Tight end Eli Stowers had a game-high 113 receiving yards on six receptions.

The Dores outgained Alabama in rushing yards, 166-84, led by Sedrick Alexander's 64 yards. The sophomore added a pair of scores on the ground.

Vanderbilt controlled the clock for most of the night against Alabama, as Vandy held the ball for 42:08 compared to the Crimson Tide's 17:52.

The Dores never trailed the Tide on Saturday. Vandy opened the game with a 75-yard drive, as Alexander punched it in from seven yards out. The Vanderbilt defense extended the lead to 13-0 after Randon Fortenette's pick-six off a tipped pass by De'Rickey Wright.

Alabama got on the board at the 4:22 mark of the first quarter to make it a 13-7 contest. Vanderbilt answered as Alexander darted into the endzone to give the Dores a 20-7 lead.

Vanderbilt took a 23-14 lead late in the second quarter thanks to a 51-yard field goal by sophomore Brock Taylor.

Alabama bookended halftime with a pair of touchdowns of its own to make it a two-point game at 23-21 with 12:01 left in the third quarter.

Pavia led the Commodores down the field on the next possession, facing a 4th-and-1 at the Alabama 36-yard line. The Commodore quarterback lofted a pass down the field that found the hands of Junior Sherill in the endzone to make it a 30-21 contest late in the third.

Alabama punched back with a 58-yard dart to Ryan Williams to pull back within two points at 30-28. The Dores extended their lead to 33-28 midway through the fourth quarter after Taylor drilled a 33-yard field goal.

Pavia gave Vanderbilt a 40-28 lead with 5:26 left to play in the game after he found Kamrean Johnson for a six-yard score to cap off a 7-play, 53-yard drive that milked 4:29 off the clock.

The Crimson Tide responded again with a quick score to pull back within five points at 40-35 with 2:21 left in the contest. Vanderbilt was ran out the clock on the next possession to secure the historic five-point victory over the No. 1-ranked team in the nation.

TEAM STATS

| | A | V |
|------------------------------|---------|---------|
| First Downs | 17 | 26 |
| Rushing Yards | 84 | 166 |
| Passing Yards | 310 | 252 |
| Total Offense | 394 | 418 |
| Punts-Yards | 2-87 | 2-76 |
| Kickoffs-Yards | 6-377 | 8-517 |
| Possession Time | 17:52 | 42:08 |
| Third Down | 3-7 | 12-18 |
| Fourth Down | 1-1 | 1-1 |
| Red Zone Scores-Chances (TD) | 4-4 (4) | 4-4 (3) |
| Sacks By (Number-Yards) | 0-0 | 3-11 |
| PAT | 5-5 | 4-5 |
| 2-pt Conversions | 0-0 | 0-0 |
| Field Goals | 0-0 | 2-2 |
| Points off Turnovers | 0 | 6 |

INDIVIDUAL LEADERS

| | A | V |
|------------------------|---------------------------------------|---|
| Passing (Yds/C-A-I-TD) | Milroe (310/18-24-1-1) | Pavia (252/16-20-0-2) |
| Rushing (Att-Yds-TD) | Miller (5-45-2) Haynes (6-23-0) | Alexander (21-64-2) Pavia (20-56-0) |
| Receiving (Rec-Yds-TD) | Williams (3-82-1) Bernard (3-70-0) | Stowers (6-113-0) Skinner Jr. (3-38-0) |
| Tackles (Solo-Tot) | Campbell (6-12) Moore (6-10) | Longwell (5-8) Patterson (2-7) |
| Sacks (No-Yds) | | Rinaldi (1.0-3) Capers (1.0-8) |

THE RECORD WHEN...

| | Lea | | 2023 | | 2024 | |
|--|-----|----|------|----|------|---|
| | W | L | W | L | W | L |
| Overall | 12 | 29 | 2 | 10 | 3 | 2 |
| Home | 8 | 14 | 2 | 4 | 3 | 0 |
| Away | 4 | 15 | 0 | 6 | 0 | 2 |
| Neutral | 0 | 0 | 0 | 0 | 0 | 0 |
| In overtime | 1 | 1 | 0 | 0 | 1 | 1 |
| Coming off a win (immediately preceding week) | 3 | 7 | 1 | 1 | 1 | 1 |
| Coming off a loss (immediately preceding week) | 5 | 16 | 0 | 0 | 0 | 1 |
| Coming off an open date (immediately preceding week) | 1 | 5 | 0 | 0 | 1 | 0 |
| Season Opener | 3 | 1 | 1 | 0 | 1 | 0 |
| vs. AP Top 25 | 1 | 13 | 0 | 4 | 1 | 1 |
| Both teams are in the AP Top 25 | 0 | 0 | 0 | 0 | 0 | 0 |
| Neither team is in the AP Top 25 | 9 | 16 | 2 | 6 | 2 | 1 |
| Team is ranked higher | 0 | 0 | 0 | 0 | 0 | 0 |
| Opponent is ranked higher | 1 | 9 | 0 | 4 | 1 | 1 |
| vs. In-State Opponents | 0 | 4 | 0 | 1 | 0 | 0 |
| In August | 3 | 0 | 1 | 0 | 1 | 0 |
| In September | 5 | 11 | 1 | 4 | 1 | 2 |
| In October | 2 | 10 | 0 | 3 | 1 | 0 |
| In November | 2 | 8 | 0 | 3 | 0 | 0 |
| On SEC Network | 4 | 23 | 1 | 8 | 1 | 1 |
| On ESPN | 1 | 0 | 0 | 0 | 1 | 0 |
| On ESPN2 | 0 | 1 | 0 | 0 | 0 | 0 |
| On ESPNU | 1 | 1 | 0 | 0 | 0 | 0 |
| On CBS Sports Network | 4 | 2 | 0 | 2 | 1 | 0 |
| On SEC Network +/-ESPN+ | 2 | 2 | 1 | 0 | 0 | 1 |
| On Linear Television | 10 | 27 | 1 | 10 | 3 | 1 |
| On Streaming Platforms (exclusively) | 2 | 2 | 1 | 0 | 0 | 1 |
| Morning/Afternoon Games | 6 | 19 | 0 | 8 | 2 | 1 |
| Night Games (6 p.m. local or later) | 6 | 10 | 2 | 2 | 1 | 1 |
| Decided by three points or fewer | 3 | 4 | 0 | 1 | 0 | 1 |
| Decided by eight points or fewer | 6 | 4 | 1 | 1 | 2 | 2 |
| Scoring first | 6 | 5 | 1 | 2 | 3 | 1 |
| Opponent scores first | 6 | 24 | 1 | 8 | 0 | 1 |
| Leading at halftime | 10 | 4 | 2 | 2 | 3 | 1 |
| Tied at halftime | 0 | 0 | 0 | 0 | 0 | 0 |
| Trailing at halftime | 2 | 25 | 0 | 8 | 0 | 1 |
| Leading after three quarters | 12 | 0 | 2 | 0 | 3 | 0 |
| Tied after three quarters | 0 | 1 | 0 | 0 | 0 | 1 |
| Trailing after three quarters | 0 | 28 | 0 | 8 | 0 | 1 |
| Scoring 40+ points | 5 | 0 | 1 | 0 | 2 | 0 |
| Scoring 30-39 points | 5 | 2 | 1 | 1 | 1 | 1 |
| Scoring 20-29 points | 2 | 3 | 0 | 5 | 0 | 1 |
| Scoring 0-19 points | 0 | 24 | 0 | 4 | 0 | 0 |
| Allowing 40+ points | 0 | 14 | 0 | 4 | 0 | 0 |
| Allowing 30-39 points | 2 | 12 | 0 | 6 | 1 | 2 |
| Allowing 20-29 points | 7 | 2 | 1 | 0 | 1 | 0 |
| Allowing 0-19 points | 3 | 1 | 1 | 0 | 1 | 0 |
| Outrushing opponent | 8 | 3 | 0 | 0 | 3 | 0 |
| Getting outrushed | 4 | 26 | 2 | 10 | 0 | 2 |
| Passing for more yards | 4 | 6 | 0 | 3 | 1 | 1 |
| Passing for fewer yards | 8 | 23 | 2 | 7 | 2 | 1 |
| Passing yards tied | 0 | 0 | 0 | 0 | 0 | 0 |
| Outgaining opponent | 6 | 3 | 1 | 2 | 2 | 0 |
| Outgained by opponent | 6 | 26 | 1 | 8 | 1 | 2 |
| Winning time of possession | 9 | 15 | 0 | 5 | 3 | 0 |
| Losing time of possession | 3 | 14 | 2 | 5 | 0 | 2 |
| Scoring a defensive or special teams TD | 6 | 3 | 2 | 2 | 2 | 0 |
| Allowing a defensive or special teams TD | 0 | 8 | 0 | 3 | 0 | 0 |
| Fewer penalty yards | 5 | 20 | 1 | 9 | 1 | 0 |
| More penalty yards | 6 | 9 | 1 | 1 | 2 | 2 |
| Penalty yards tied | 1 | 0 | 0 | 0 | 0 | 0 |
| Winning turnover battle | 6 | 10 | 0 | 4 | 3 | 0 |
| Losing turnover battle | 2 | 11 | 1 | 3 | 0 | 0 |
| Turnovers even | 4 | 8 | 1 | 3 | 0 | 2 |
| Having a 100-yard rusher | 5 | 5 | 0 | 0 | 1 | 0 |
| Having a 200-yard passer | 5 | 9 | 1 | 5 | 0 | 1 |
| Having a 100-yard receiver | 4 | 7 | 0 | 3 | 1 | 1 |
| Having a QB rush for 100 yards | 3 | 1 | 0 | 0 | 1 | 0 |
| Allowing a 100-yard rusher | 2 | 11 | 0 | 5 | 0 | 1 |
| Allowing a 200-yard passer | 6 | 22 | 1 | 9 | 2 | 2 |
| Allowing a 100-yard receiver | 5 | 14 | 1 | 7 | 0 | 1 |
| Allowing a QB to rush for 100 yards | 0 | 0 | 0 | 0 | 0 | 0 |

STARTER SHEET *includes previous school(s)

| OFFENSE | Pos. | 2024 | Streak | Career | DEFENSE | Pos. | 2024 | Streak | Career |
|------------------------|------|------|--------|--------|--------------------|------|------|--------|--------|
| Steven Losoya | OL | 5 | 26* | 37* | Zaylin Wood | DL | 3 | 0 | 33* |
| Gunnar Hansen | OL | 5 | 23 | 28 | De'Rickey Wright | S | 5 | 9 | 31 |
| Moni Jones | RB | 0 | 0 | 25* | Christian James | DL | 1 | 0 | 21 |
| Delfin Xavier Castillo | OL | 2 | 1 | 22 | CJ Taylor | S | 4 | 1 | 21 |
| Diego Pavia | QB | 5 | 20* | 20* | Aeneas DiCosmo | DL | 0 | 0 | 16* |
| Steven Hubbard | OL | 4 | 4 | 19* | Tyson Russell | CB | 2 | 0 | 16 |
| Chase Mitchell | OL | 5 | 19* | 19* | Mark Davis | CB | 0 | 0 | 14* |
| Dariyan Wiley | WR | 0 | 0 | 16* | Kolbey Taylor | CB | 3 | 2 | 12* |
| Sedrick Alexander | RB | 5 | 11 | 11 | Devin Lee | DL | 0 | 0 | 11 |
| Quincy Skinner Jr. | WR | 5 | 5 | 10 | Martel Hight | CB | 5 | 6 | 11 |
| Gage Pitchford | OL | 0 | 0 | 8 | Darren Agu | DE | 0 | 0 | 8 |
| Nate Johnson | QB | 1 | 0 | 6* | Yilanan Outtara | DL | 2 | 2 | 8 |
| Junior Sherrill | WR | 4 | 2 | 5 | Maurice Hampton | STAR | 0 | 0 | 7* |
| Loic Fouonji | WR | 0 | 0 | 5* | Trudell Berry | CB | 0 | 0 | 7 |
| Kevo Wesley | OL | 4 | 0 | 5 | Bryan Longwell | LB | 5 | 5 | 7 |
| Grayson Morgan | OL | 0 | 0 | 4 | Miles Capers | LB | 5 | 7 | 7 |
| Cole Spence | TE | 3 | 2 | 3 | Langston Patterson | LB | 5 | 5 | 5 |
| Richie Hoskins | WR | 0 | 0 | 2 | Randon Fontenette | STAR | 5 | 5 | 5 |
| Eli Stowers | TE | 2 | 0 | 2 | De'Marion Thomas | DL | 5 | 5 | 5 |
| Gabe Fisher | FB | 2 | 1 | 2 | Boubacar Diakite | EDGE | 0 | 0 | 3 |
| AJ Newberry | RB | 1 | 0 | 1 | Khordae Sydnor | DL | 3 | 2 | 3 |
| Emmanuel Adebisi | TE | 1 | 0 | 1 | Jeffrey Ugochukwu | STAR | 0 | 0 | 2 |
| Kamrean Johnson | TE | 1 | 0 | 1 | Marlen Sewell | S | 1 | 0 | 2 |
| | | | | | Linus Zunk | DL | 1 | 0 | 1 |

STARTERS BY POSITION at Vandy only

| Pos. | OFFENSE | Career | Pos. | DEFENSE | Career |
|------|------------------------|--------|------|--------------------|--------|
| QB | Diego Pavia | 5 | DT | Christian James | 19 |
| RB | Sedrick Alexander | 10 | | Devin Lee | 8 |
| RB | AJ Newberry | 1 | | De'Marion Thomas | 6 |
| FB | Gabe Fisher | 2 | | Yilanan Ouattara | 5 |
| WR | Quincy Skinner | 10 | | Zaylin Wood | 3 |
| | Junior Sherrill | 5 | | Devin Lee | 2 |
| | Richie Hoskins | 2 | NT | Christian James | 1 |
| | Nate Johnson | 1 | DE | Aeneas DiCosmo | 12 |
| TE | Cole Spence | 4 | | Darren Agu | 8 |
| | Eli Stowers | 2 | | Christian James | 3 |
| | Emmanuel Adebisi | 1 | | Boubacar Diakite | 3 |
| | Kamrean Johnson | 1 | | Yilanan Ouattara | 3 |
| LT | Gunnar Hansen | 20 | | Khordae Sydnor | 3 |
| LG | Delfin Xavier Castillo | 12 | | Miles Capers | 2 |
| | Gunnar Hansen | 4 | | Linus Zunk | 1 |
| | Gage Pitchford | 1 | RZ | Miles Capers | 5 |
| | Kevo Wesley | 1 | LB | Bryan Longwell | 7 |
| C | Steven Losoya | 4 | | Langston Patterson | 5 |
| | Delfin Xavier Castillo | 3 | STAR | CJ Taylor | 17 |
| | Grayson Morgan | 1 | | Randon Fontenette | 5 |
| RG | Gage Pitchford | 7 | | Jeffrey Ugochukwu | 2 |
| | Delfin Xavier Castillo | 6 | CB | Tyson Russell | 16 |
| RT | Grayson Morgan | 3 | | Martel Hight | 11 |
| ST | Chase Mitchell | 5 | | Trudell Berry | 7 |
| SG | Steven Hubbard | 4 | | Kolbey Taylor | 2 |
| QT | Gunnar Hansen | 5 | S | De'Rickey Wright | 5 |
| QG | Kevo Wesley | 4 | | CJ Taylor | 4 |
| | Steven Losoya | 1 | | Marlen Sewell | 2 |

DORE DETAILS

| Game | Captains @ Toss | Toss Win | VU Kick/Receive | Helmet | Jersey | Pants | Vandy 1st Poss. | Opp. 1st Poss. | Length | Result |
|---------------|-------------------------------|------------|-----------------|--------|--------|-------|---------------------|------------------|--------|----------------|
| Virginia Tech | C. Taylor, Hoskins, Patterson | VT | Receive | White | Black | White | FG(11/50, 6:33) | INT(8/25, 4:24) | 3:40 | W, 34-27 (OT) |
| Alcorn State | Pavia, Patterson, Sewell | Vanderbilt | Kick | White | Black | Black | FG (12/53, 7:55) | Punt (3/4, 1:50) | 3:08 | W, 55-0 |
| Georgia State | Pavia, C. Taylor, Hoskins | GSU | Receive | White | White | White | Fumble (3/-3, 1:40) | FG (7/14, 2:04) | 3:44 | L, 36-32 |
| Missouri | Hoskins, Patterson, Sewell | Missouri | Receive | Gold | White | White | Punt (3/-2, 2:40) | Punt (3/1, 1:19) | 3:40 | L, 30-27 (2OT) |
| Alabama | Pavia, C. Taylor, Sewell | Alabama | Receive | Black | Black | Black | TD (10/75, 6:14) | INT (3/4, 0:43) | 3:26 | W, 40-35 |

OFFENSIVE STARTING LINEUPS

| Game | QB | RB | WR | WR | TE/RB/FB | TE | QT | QG | C | SG | ST |
|---------------|-------|-----------|---------|------------|---------------|------------|--------|--------|----------|----------|----------|
| Virginia Tech | Pavia | Alexander | Skinner | Sherrill | Spence (TE) | Stowers | Hansen | Wesley | Losoya | Castillo | Mitchell |
| Alcorn State | Pavia | Alexander | Skinner | Sherrill | Fisher (FB) | Adebi | Hansen | Wesley | Losoya | Hubbard | Mitchell |
| Georgia State | Pavia | Alexander | Skinner | N. Johnson | Stowers (TE) | K. Johnson | Hansen | Wesley | Losoya | Hubbard | Mitchell |
| Missouri | Pavia | Alexander | Skinner | Sherrill | Newberry (RB) | Spence | Hansen | Wesley | Losoya | Hubbard | Mitchell |
| Alabama | Pavia | Alexander | Skinner | Sherrill | Fisher (FB) | Spence | Hansen | Losoya | Castillo | Hubbard | Mitchell |

DEFENSIVE STARTING LINEUPS

| Game | DE | DT | DT | Razor | LB | LB | Star | S | S | CB | CB |
|---------------|---------|--------|----------|--------|----------|-----------|------------|-----------|-----------|-----------|-------|
| Virginia Tech | Sydnor | Thomas | Wood | Capers | Longwell | Patterson | Fontenette | C. Taylor | D. Wright | K. Taylor | Hight |
| Alcorn State | James | Thomas | Wood | Capers | Longwell | Patterson | Fontenette | C. Taylor | D. Wright | Russell | Hight |
| Georgia State | Zunk | Thomas | Wood | Capers | Longwell | Patterson | Fontenette | C. Taylor | D. Wright | Russell | Hight |
| Missouri | Outtara | Thomas | Wood | Capers | Longwell | Patterson | Fontenette | Sewell | D. Wright | K. Taylor | Hight |
| Alabama | Sydnor | Thomas | Ouattara | Capers | Longwell | Patterson | Fontenette | C. Taylor | D. Wright | K. Taylor | Hight |

GAME-BY-GAME LEADERS

| Game | Rushes | | Rush Yards | | Receptions | | Receiving Yards | | Tackles | | Sacks | | Tackles for Loss | |
|---------------|-----------|----|------------|-----|------------|---|-----------------|-----|------------|----|------------------------------|-----|--|-----|
| Virginia Tech | Pavia | 26 | Pavia | 104 | Skinner | 4 | Skinner | 72 | Patterson | 10 | Zunk | 2.0 | Zunk | 3.0 |
| Alcorn State | Pavia | 13 | Johnson | 69 | Brown | 3 | Brown | 27 | DiCosmo | 7 | Kollie | 1.0 | C. Taylor | 1.5 |
| Georgia State | Pavia | 15 | Alexander | 42 | Stowers | 9 | Stowers | 110 | Fontenette | 8 | DiCosmo, Longwell | 0.5 | James, Russell, Pavia, Seabrooks, Wright | 1.0 |
| Missouri | Pavia | 17 | Pavia | 84 | Stowers | 7 | McVay | 65 | Longwell | 12 | Longwell, Sydnor, Fontenette | 1.0 | Longwell | 2.5 |
| Alabama | Alexander | 21 | Alexander | 64 | Stowers | 6 | Stowers | 113 | Longwell | 8 | Capers, Rinaldi | 1.0 | Capers, DiCosmo, Rinaldi | 1.0 |

TURNOVER BATTLE

Vanderbilt

| Game | Fumbles (lost) | Interceptions | Total TOs | Opp. Points Off TO |
|---------------|----------------|---------------|-----------|--------------------|
| Virginia Tech | 3(0) | 0 | 0 | 0 |
| Alcorn State | 0(0) | 0 | 0 | 0 |
| Georgia State | 2(1) | 0 | 1 | 3 |
| Missouri | 2(0) | 0 | 0 | 0 |
| Alabama | 0(0) | 0 | 0 | 0 |
| TOTAL | 7(1) | 0 | 1 | 3 |

THIRD DOWNS

Vanderbilt

| Game | 1-3 | 4-6 | 7-9 | 10-14 | 15-19 | 20+ | Tot | Pct. |
|---------------|-------|------|------|-------|-------|-----|-------|------|
| Virginia Tech | 2-3 | 0-1 | 2-4 | 1-3 | 0-1 | 0-0 | 5-12 | 41.7 |
| Alcorn State | 4-4 | 1-3 | 1-1 | 0-0 | 0-2 | 0-0 | 6-10 | 60.0 |
| Georgia State | 2-3 | 1-3 | 0-1 | 1-3 | 2-3 | 0-0 | 6-13 | 46.2 |
| Missouri | 3-4 | 1-3 | 0-3 | 0-2 | 0-2 | 0-0 | 4-14 | 28.6 |
| Alabama | 5-5 | 3-4 | 3-5 | 1-4 | 0-0 | 0-0 | 12-18 | 66.7 |
| TOTAL | 16-19 | 6-14 | 6-14 | 3-12 | 2-8 | 0-0 | 33-67 | |
| | 84.2 | 42.9 | 42.9 | 25.0 | 25.0 | 0.0 | 49.3 | |

DRIVE CHARTS

Vanderbilt

| Game | Drives | 3 & Out | Pct. | Scores | Pct. | TD | Pct. |
|---------------|--------|---------|------|--------|------|----|------|
| Virginia Tech | 11 | 3 | 27.3 | 6 | 54.5 | 4 | 36.4 |
| Alcorn State | 9 | 1 | 11.1 | 7 | 77.8 | 5 | 55.6 |
| Georgia State | 12 | 1 | 8.3 | 5 | 41.7 | 4 | 33.3 |
| Missouri | 14 | 6 | 42.9 | 5 | 35.7 | 3 | 21.4 |
| Alabama | 9 | 0 | 0.0 | 6 | 66.7 | 4 | 44.4 |
| TOTAL | 55 | 11 | 20.0 | 29 | 52.7 | 20 | 36.4 |

OPENING DRIVES

First Half

| Game | Vanderbilt | | | Opponent | | |
|---------------|------------|---------|-------|----------|-------|-------|
| | Pts | Pl-Yd | TOP | Pts | Pl-Yd | TOP |
| Virginia Tech | 3 | 11-50 | 6:33 | 0 | 8-25 | 4:24 |
| Alcorn State | 3 | 12-53 | 7:55 | 0 | 3-4 | 1:50 |
| Georgia State | 0 | 3- (-3) | 1:40 | 3 | 7-14 | 2:04 |
| Missouri | 0 | 3- (-2) | 2:40 | 0 | 3-1 | 1:19 |
| Alabama | 7 | 10-75 | 6:14 | 0 | 3-4 | 3:41 |
| TOTAL | 13 | 39-173 | 25:02 | 3 | 24-48 | 13:18 |

BIG PLAYS

Vanderbilt

Longest plays of the season

| Type | Yards | Player | Opponent |
|---------------------|-------|-----------------------------|--------------|
| Rush | 56 | Nate Johnson | Alcorn State |
| Rushing Touchdown | 56 | Nate Johnson | Alcorn State |
| Pass | 65 | Diego Pavia to Joseph McVay | Missouri |
| Passing Touchdown | 65 | Diego Pavia to Joseph McVay | Missouri |
| Punt Return | 57 | Martel Hight | Alcorn State |
| Kick Return | 34 | Junior Sherrill | Alcorn State |
| Interception Return | 29 | Randon Fontenette | Alabama |
| Fumble Return | | | |
| Punt | 69 | Jesse Mirco | Alcorn State |
| Field Goal | 57 | Brock Taylor | Missouri |

Opponents

| Game | Fumbles (lost) | Interceptions | Total TOs | Vandy Points Off TO |
|---------------|----------------|---------------|-----------|---------------------|
| Virginia Tech | 0(0) | 1 | 1 | 7 |
| Alcorn State | 0(0) | 2 | 2 | 14 |
| Georgia State | 0(0) | 1 | 1 | 7 |
| Missouri | 0(0) | 0 | 0 | 0 |
| Alabama | 1(1) | 1 | 2 | 13 |
| TOTAL | 1(1) | 5 | 6 | 41 |

Opponents

| Game | 1-3 | 4-6 | 7-9 | 10-14 | 15-19 | 20+ | Tot | Pct. |
|---------------|------|-------|------|-------|-------|-----|-------|------|
| Virginia Tech | 3-4 | 1-4 | 0-0 | 3-5 | 0-1 | 0-0 | 7-14 | 50.0 |
| Alcorn State | 0-1 | 0-2 | 1-2 | 0-4 | 0-0 | 0-1 | 1-10 | 10.0 |
| Georgia State | 1-2 | 4-4 | 3-6 | 1-3 | 0-0 | 0-1 | 9-16 | 56.3 |
| Missouri | 3-6 | 3-5 | 1-2 | 0-4 | 0-0 | 0-0 | 7-17 | 41.2 |
| Alabama | 0-0 | 2-3 | 1-2 | 0-2 | 0-0 | 0-0 | 3-7 | 42.9 |
| TOTAL | 7-13 | 10-18 | 6-12 | 4-18 | 0-1 | 0-2 | 27-64 | |
| | 53.8 | 55.6 | 50.0 | 22.2 | 0.0 | 0.0 | 42.2 | |

Opponents

| Game | Drives | 3 & Out | Pct. | Scores | Pct. | TD | Pct. |
|---------------|--------|---------|------|--------|------|----|------|
| Virginia Tech | 11 | 3 | 18.2 | 5 | 45.5 | 3 | 27.3 |
| Alcorn State | 12 | 6 | 50.0 | 0 | 0.0 | 0 | 0.0 |
| Georgia State | 12 | 3 | 25.0 | 6 | 50.0 | 4 | 33.3 |
| Missouri | 13 | 2 | 15.4 | 6 | 46.2 | 3 | 23.1 |
| Alabama | 10 | 2 | 20.0 | 5 | 50.0 | 5 | 50.0 |
| TOTAL | 58 | 16 | 27.5 | 22 | 37.9 | 15 | 25.9 |

Second Half

| Game | Vanderbilt | | | Opponent | | |
|---------------|------------|---------|-------|----------|--------|-------|
| | Pts | Pl-Yds | TOP | Pts | Pl-Yds | TOP |
| Virginia Tech | 3 | 9-40 | 5:35 | 7 | 6-83 | 2:13 |
| Alcorn State | 0 | 9-2 | 6:34 | 0 | 3-2 | 1:47 |
| Georgia State | 0 | 8-23 | 3:39 | 3 | 11-48 | 4:38 |
| Missouri | 0 | 3- (-4) | 1:37 | 3 | 9-21 | 3:56 |
| Alabama | 0 | 9-25 | 5:46 | 7 | 5-53 | 2:51 |
| TOTAL | 3 | 38-86 | 23:11 | 20 | 34-207 | 15:25 |

Opponents

Longest plays of the season

| Type | Yards | Player | Opponent |
|---------------------|-------|------------------------------|---------------|
| Rush | 64 | Nate Noel | Missouri |
| Rushing Touchdown | 24 | Bhayshul Tuten | Virginia Tech |
| Pass | 62 | Kyron Drones to Ali Jennings | Virginia Tech |
| Passing Touchdown | 62 | Kyron Drones to Ali Jennings | Virginia Tech |
| Punt Return | 24 | Luther Burden | Missouri |
| Kick Return | 46 | Emmanuel Henderson | Alabama |
| Interception Return | | | |
| Fumble Return | 2 | Isaiah Guy | Georgia State |
| Punt | 49 | Peter Moore | Virginia Tech |
| Field Goal | 54 | Blake Craig | Missouri |

35+ Yard Plays *TD

| Yds | Player(s) | Opponent |
|-----|-------------------------------------|---------------|
| 41 | Diego Pavia pass to Eli Stowers | Virginia Tech |
| 56* | Nate Johnson rush | Alcorn State |
| 53 | Diego Pavia pass to AJ Newberry | Georgia State |
| 65* | Diego Pavia pass to Joseph McVay | Missouri |
| 36 | Diego Pavia rush | Missouri |
| 36* | Diego Pavia pass to Junior Sherrill | Alabama |

15+ Yard Rushes *TD

| Yds | Player | Opponent |
|-----|-------------------|---------------|
| 27 | Diego Pavia | Virginia Tech |
| 20* | AJ Newberry | Alcorn State |
| 56* | Nate Johnson | Alcorn State |
| 36 | Diego Pavia | Missouri |
| 31 | Sedrick Alexander | Missouri |
| 15 | Diego Pavia | Missouri |
| 18 | Diego Pavia | Missouri |
| 15 | Diego Pavia | Missouri |

20+ Yard Passes *TD

| Yds | Players | Opponent |
|-----|-----------------------------------|---------------|
| 31 | Diego Pavia to Quincy Skinner Jr. | Virginia Tech |
| 23 | Diego Pavia to Quincy Skinner Jr. | Virginia Tech |
| 41 | Diego Pavia to Eli Stowers | Virginia Tech |
| 20 | Diego Pavia to Quincy Skinner Jr. | Georgia State |
| 53 | Diego Pavia to AJ Newberry | Georgia State |
| 65* | Diego Pavia to Joseph McVay | Missouri |
| 31 | Diego Pavia to Eli Stowers | Alabama |
| 33 | Diego Pavia to Eli Stowers | Alabama |
| 36* | Diego Pavia to Junior Sherrill | Alabama |
| 20 | Diego Pavia to Quincy Skinner Jr. | Alabama |

SCORING DRIVES

Vanderbilt

| Game | Qtr | Pts | Plays | Yds | TOP | Scoring Play |
|------|-----|-----|-------|-----|------|--|
| VT | 1 | 3 | 11 | 50 | 6:33 | Taylor 43-yard field goal |
| VT | 2 | 7 | 7 | 27 | 4:09 | Skinner 14-yard pass from Pavia (Taylor kick) |
| VT | 2 | 7 | 11 | 80 | 7:14 | Alexander 7-yard rush (Taylor kick) |
| VT | 3 | 3 | 9 | 40 | 5:35 | Taylor 53-yard field goal |
| VT | 4 | 7 | 6 | 70 | 2:24 | Alexander 8-yard pass from Pavia (Taylor kick) |
| VT | OT | 7 | 4 | 25 | -- | Pavia 4-yard rush (Taylor kick) |
| ASU | 1 | 3 | 12 | 53 | 7:55 | Taylor 35-yard field goal |
| ASU | 1 | 7 | 1 | 17 | 0:06 | Spence 17-yard pass from Stowers (Taylor kick) |
| ASU | 2 | 7 | 7 | 46 | 4:20 | Pavia 5-yard rush (Taylor kick) |
| ASU | 2 | 7 | 6 | 34 | 3:12 | Alexander 2-yard rush (Taylor kick) |
| ASU | 2 | 3 | 10 | 27 | 2:20 | Taylor 46-yard field goal |
| ASU | 3 | 7 | 6 | 52 | 3:54 | Newberry 20-yard rush (Taylor kick) |
| ASU | 4 | 7 | 1 | 56 | 0:10 | Johnson 56-yard rush (Taylor kick) |
| GSU | 2 | 3 | 7 | 14 | 2:04 | Taylor 28-yard field goal |
| GSU | 2 | 7 | 6 | 73 | 1:14 | Sherrill 8-yard pass from Pavia (Taylor kick) |
| GSU | 4 | 7 | 6 | 37 | 3:10 | Stowers 18-yard pass from Pavia (Taylor kick) |
| GSU | 4 | 7 | 8 | 65 | 2:25 | Newberry 3-yard rush (Taylor kick) |
| GSU | 4 | 8 | 3 | 39 | 0:49 | Alexander 1-yard rush (2-pt conversion) |
| MIZ | 1 | 7 | 4 | 92 | 1:55 | McVay 65-yard pass from Pavia (Taylor kick) |
| MIZ | 2 | 3 | 10 | 66 | 5:24 | Taylor 27-yard field goal |
| MIZ | 2 | 3 | 2 | 4 | 0:08 | Taylor 57-yard field goal |
| MIZ | 3 | 7 | 8 | 80 | 5:08 | Newberry 4-yard rush (Taylor kick) |
| MIZ | 1OT | 7 | 4 | 25 | -- | Fisher 2-yard pass from Pavia (Taylor kick) |
| UA | 1 | 7 | 10 | 75 | 6:14 | Alexander 7-yard rush (Taylor kick) |
| UA | 2 | 7 | 17 | 75 | 9:50 | Alexander 1-yard rush (Taylor kick) |
| UA | 2 | 3 | 8 | 26 | 4:02 | Taylor 51-yard field goal |
| UA | 3 | 7 | 4 | 45 | 2:13 | Sherrill 36-yard pass from Pavia (Taylor kick) |
| UA | 4 | 3 | 9 | 60 | 5:26 | Taylor 33-yard field goal |
| UA | 4 | 7 | 7 | 53 | 4:29 | Johnson 6-yard pass from Pavia (Taylor kick) |

35+ Yard Plays *TD

| Yards | Player(s) | Opponent |
|-------|--------------------------------------|---------------|
| 44 | Kyron Drones pass to Stephen Gosnell | Virginia Tech |
| 62* | Kyron Drones pass to Ali Jennings | Virginia Tech |
| 64 | Nate Noel rush | Missouri |
| 46 | Jalen Milroe pass to CJ Dippre | Alabama |
| 58* | Jalen Milroe pass to Ryan Williams | Alabama |
| 47 | Jalen Milroe pass to Germie Bernard | Alabama |

15+ Yard Rushes *TD

| Yards | Player | Opponent |
|-------|--------------------|---------------|
| 24* | Bhayshul Tuten | Virginia Tech |
| 15 | Camren Stewart | Alcorn State |
| 29 | Freddie Brock | Georgia State |
| 26 | Freddie Brock | Georgia State |
| 18* | Christian Veilleux | Georgia State |
| 32 | Nate Noel | Missouri |
| 17 | Nate Noel | Missouri |
| 16 | Nate Noel | Missouri |
| 64 | Nate Noel | Missouri |
| 32 | Jamarion Miller | Alabama |

20+ Yard Passes *TD

| Yards | Players | Opponent |
|-------|---------------------------------|---------------|
| 24 | Kyron Drones to Jaylin Lane | Virginia Tech |
| 26 | Kryon Drones to Jaylin Lane | Virginia Tech |
| 29 | Kyron Jones to Ali Jennings | Virginia Tech |
| 44 | Kyron Jones to Stephen Gosnell | Virginia Tech |
| 62* | Kyron Drones to Ali Jennings | Virginia Tech |
| 33* | Christian Veilleux to Ted Hurst | Georgia State |
| 22 | Christian Veilleux to Ted Hurst | Georgia State |
| 25 | Christian Veilleux to Ted Hurst | Georgia State |
| 20* | Brady Cook to Luther Burden | Missouri |
| 27 | Brady Cook to Theo Wease | Missouri |
| 25* | Brady Cook to Luther Burden | Missouri |
| 46 | Jalen Milroe to CJ Dippre | Alabama |
| 58* | Jalen Milroe to Ryan Williams | Alabama |
| 20 | Jalen Milroe to CJ Dippre | Alabama |
| 47 | Jalen Milroe to Germie Bernard | Alabama |

Opponents

| Game | Qtr | Pts | Plays | Yds | TOP | Scoring Play |
|------|-----|-----|-------|-----|------|--|
| VT | 2 | 3 | 13 | 44 | 4:21 | Love 40-yard field goal |
| VT | 3 | 7 | 6 | 83 | 2:13 | Tuten 24-yard rush (Love kick) |
| VT | 3 | 3 | 7 | 50 | 2:57 | Love 38-yard field goal |
| VT | 4 | 7 | 7 | 76 | 2:58 | Tuten 11-yard pass from Drones (Love kick) |
| VT | 4 | 7 | 6 | 97 | 3:17 | Jennings 62-yard pass from Drones (Love kick) |
| GSU | 1 | 3 | 7 | 14 | 2:04 | Rickman 24-yard field goal |
| GSU | 2 | 7 | 9 | 75 | 4:48 | Hurst 33-yard pass from Veilleux (Rickman kick) |
| GSU | 3 | 3 | 11 | 48 | 4:38 | Rickman 45-yard field goal |
| GSU | 3 | 7 | 8 | 73 | 3:20 | Laney 12-yard pass from Veilleux (Rickman kick) |
| GSU | 4 | 7 | 7 | 78 | 2:21 | Veilleux 18-yard rush (Rickman kick) |
| GSU | 4 | 7 | 7 | 75 | 0:59 | Hurst 25-yard pass from Veilleux (Rickman kick) |
| MIZ | 1 | 7 | 10 | 76 | 5:06 | Burden 20-yard pass from Cook (Craig kick) |
| MIZ | 2 | 3 | 9 | 47 | 3:06 | Craig 23-yard field goal |
| MIZ | 3 | 3 | 9 | 21 | 3:56 | Craig 54-yard field goal |
| MIZ | 3 | 7 | 4 | 75 | 1:03 | Carroll 3-yard rush (Craig kick) |
| MIZ | 1OT | 7 | 1 | 25 | -- | Burden 25-yard pass from Cook (Craig kick) |
| MIZ | 2OT | 3 | 4 | 5 | -- | Craig 37-yard field goal |
| UA | 1 | 7 | 7 | 75 | 3:41 | Miller 8-yard rush (Nicholson kick) |
| UA | 2 | 7 | 9 | 83 | 2:41 | Miller 3-yard rush (Nicholson kick) |
| UA | 3 | 7 | 5 | 53 | 2:51 | Milroe 14-yard rush (Nicholson kick) |
| UA | 3 | 7 | 4 | 75 | 1:52 | Williams 58-yard pass from Milroe (Nicholson kick) |
| UA | 4 | 7 | 8 | 75 | 2:21 | Williams 2-yard rush (Nicholson kick) |

RECORDS QUICK GLANCE

Offense

Rushing Yards

Passing Completions

| | | |
|-----------|--------|---|
| Game | 1. | 321 • Frank Mordica vs. Air Force, 1978 |
| | 10. | 180 • Twice |
| | 2024 | 104 • Diego Pavia vs. Virginia Tech |
| Season | 1. | 1,283 • Ralph Webb, 2016 |
| | 10. | 1,028 • Ke'Shawn Vaughn, 2019 |
| | 2024 | 335 • Diego Pavia |
| Career | 1. | 4,173 • Ralph Webb, 2014-17 |
| | 10. | 2,021 • Rodney Williams, 1998-2001 |
| | Active | 652 • Sedrick Alexander, 2023-present |
| Senior | 1. | 1,141 • Zac Stacy, 2012 |
| | 10. | 675 • Lew Thomas, 2021 |
| Junior | 1. | 1,283 • Ralph Webb, 2016 |
| | 10. | 639 • Norval McKenzie, 2003 |
| Sophomore | 1. | 1,152 • Ralph Webb, 2015 |
| | 10. | 577 • Ronnie Gordon, 1994 |
| Freshman | 1. | 907 • Ralph Webb, 2014 |
| | 10. | 461 • Dean Davidson, 1947 |

Rushing Attempts

| | | |
|--------|--------|---------------------------------------|
| Game | 1. | 35 • Three times |
| | 5. | 31 • Ralph Webb, 2014 |
| | 2024 | 26 • Diego Pavia vs. Virginia Tech |
| Season | 1. | 277 • Ralph Webb, 2015 |
| | 10. | 198 • Ke'Shawn Vaughn, 2019 |
| | 2024 | 91 • Diego Pavia |
| Career | 1. | 931 • Ralph Webb |
| | 10. | 453 • Jay Cutler |
| | Active | 168 • Sedrick Alexander, 2023-present |

Rushing Touchdowns

| | | |
|--------|--------|---------------------------------------|
| Game | 1. | 5 • Frank Mordica vs. Air Force, 1978 |
| | 10. | 3 • 12 times |
| | 2024 | 2 • Sedrick Alexander vs. Alabama |
| Season | 1. | 14 • Twice |
| | 10. | 9 • Three times |
| | 2024 | 5 • Sedrick Alexander |
| Career | 1. | 32 • Ralph Webb, 2014-17 |
| | 9. | 15 • Twice |
| | Active | 9 • Sedrick Alexander, 2023-present |

Passing Yards

| | | |
|-----------|--------|--|
| Game | 1. | 464 • Whit Taylor at Tennessee, 1981 |
| | 10. | 367 • Kyle Shurmur vs. Tennessee, 2018 |
| | 2024 | 270 • Diego Pavia at Georgia State |
| Season | 1. | 3,178 • Kurt Page, 1983 |
| | 10. | 2,409 • Kyle Shurmur, 2016 |
| | 2024 | 973 • Diego Pavia |
| Career | 1. | 8,865 • Kyle Shurmur, 2015-18 |
| | 10. | 3,514 • John Gromos, 1985, 1987-89 |
| | Active | 973 • Diego Pavia |
| Senior | 1. | 3,130 • Kyle Shurmur, 2018 |
| | 10. | 1,585 • Riley Neal, 2019 |
| Junior | 1. | 3,178 • Kurt Page, 1983 |
| | 10. | 1,383 • Mike Wright, 1977 |
| Sophomore | 1. | 2,409 • Kyle Shurmur, 2016 |
| | 10. | 1,126 • Larry Smith, 2009 |
| Freshman | 1. | 1,928 • Ken Seals, 2020 |
| | 10. | 642 • Patton Robinette, 2013 |

Passing Attempts

| | | |
|--------|--------|------------------------------------|
| Game | 1. | 66 • Jay Cutler vs. Kentucky, 2005 |
| | 10. | 49 • Four times |
| | 2024 | 33 • Diego Pavia at Georgia State |
| Season | 1. | 493 • Kurt Page, 1983 |
| | 10. | 350 • Kurt Page, 1984 |
| | 2024 | 105 • Diego Pavia |
| Career | 1. | 1,264 • Kyle Shurmur, 2015-18 |
| | 10. | 580 • John Gromos, 1985, 1987-89 |
| | Active | 105 • Diego Pavia, 2024 |

Offense

Passing Completions

| | | |
|--------|--------|------------------------------------|
| Game | 1. | 39 • Jay Cutler vs. Kentucky, 2005 |
| | 9. | 29 • Five times |
| | 2024 | 18 • Diego Pavia at Georgia State |
| Season | 1. | 286 • Kurt Page, 1983 |
| | 10. | 193 • Austyn Carta-Saumels |
| | 2024 | 70 • Diego Pavia |
| Career | 1. | 722 • Kyle Shurmur, 2015-18 |
| | 10. | 299 • Jordan Rodgers, 2011-12 |
| | Active | 70 • Diego Pavia, 2024 |

Completion Pct.

| | | |
|--------|--------|---|
| Game | 1. | 88.6 • Kyle Shurmur vs. Tennessee, 2018 |
| | 5. | 80.0 • Diego Pavia vs. Alabama |
| | 10. | 77.5 • Ken Seals vs. Ole Miss, 2020 |
| Season | 1. | 74.4 • Jim Looney, 1953 |
| | 10. | 58.7 • Ken Seals, 2023 |
| | 2024 | 66.7 • Diego Pavia |
| Career | 1. | 60.5 • Ken Seals, 2020-23 |
| | 10. | 51.2 • John Gromos, 1985, 1987-89 |
| | Active | 66.7 • Diego Pavia |

Passing Touchdowns

| | | |
|--------|--------|---|
| Game | 1. | 5 • Three times |
| | 4. | 4 • Nine Times |
| | 2024 | 2 • Diego Pavia - Four Times - Last vs. Alabama, 2024 |
| Season | 1. | 26 • Kyle Shurmur, 2017 |
| | 10. | 15 • Three times |
| | 2024 | 8 • Diego Pavia |
| Career | 1. | 64 • Kyle Shurmur, 2015-18 |
| | 10. | 24 • Jordan Rodgers, 2011-12 |
| | Active | 8 • Diego Pavia, 2024 |

Receptions

| | | |
|-----------|--------|--|
| Game | 1. | 20 • Norman Jordan vs. Air Force, 1982 |
| | 9. | 13 • Six times |
| | 2024 | 9 • Eli Stowers at Georgia State |
| Season | 1. | 112 • Jordan Matthews, 2013 |
| | 10. | 70 • Chuck Scott, 1983 |
| | 2024 | 25 • Eli Stowers |
| Career | 1. | 262 • Jordan Matthews, 2010-13 |
| | 10. | 136 • Trent Sherfield, 2014-17 |
| | Active | 49 • Quincy Skinner Jr., 2021-present |
| Senior | 1. | 112 • Jordan Matthews, 2013 |
| | 10. | 53 • Tavarus Hogsan, 1999 |
| Junior | 1. | 97 • Keith Edwards, 1983 |
| | 10. | 50 • Jared Pinkney, 2018 & Allama Matthews, 1981 |
| Sophomore | 1. | 82 • Earl Bennett, 2006 |
| | 10. | 41 • Three times |
| Freshman | 1. | 79 • Earl Bennett, 2005 |
| | 10. | 28 • CJ Duncan, 2014 & Brandon Barden, 2008 |

Receiving Yards

| | | |
|--------|--------|---|
| Game | 1. | 240 • Trent Sherfield vs. Austin Peay, 2015 |
| | 10. | 184 • Three times |
| | 2024 | 113 • Eli Stowers vs. Alabama |
| Season | 1. | 1,477 • Jordan Matthews, 2013 |
| | 10. | 916 • Kalija Lipscomb, 2018 |
| | 2024 | 333 • Eli Stowers |
| Career | 1. | 3,759 • Jordan Matthews, 2010-13 |
| | 10. | 1,869 • Trent Sherfield, 2014-17 |
| | Active | 684 • Quincy Skinner Jr., 2021-present |

Receiving TDs

| | | |
|--------|--------|--------------------------------------|
| Game | 1. | 5 • Earl Bennett vs. Kentucky, 2005 |
| | 3. | 3 • Four times |
| | 2024 | 1 • Nine times |
| Season | 1. | 14 • Allama Matthews, 1982 |
| | 8. | 8 • Seven times |
| | 2024 | 2 • Junior Sherrill |
| Career | 1. | 24 • Jordan Matthews, 2010-13 |
| | 10. | 14 • Jared Pinkney, 2015-19 |
| | Active | 6 • Quincy Skinner Jr., 2021-present |

RECORDS QUICK GLANCE

Tackles

| | | |
|--------|--------|------------------------------------|
| Game | 1. | 37 • Chris Gaines vs. Tulane, 1987 |
| | 2024 | 12 • Bryan Longwell at Missouri |
| Season | 1. | 214 • Chris Gaines, 1987 |
| | 10. | 140 • Twice |
| | 2024 | 36 • Langston Patterson |
| Career | 1. | 458 • Andrew Coleman, 1978-81 |
| | 10. | 388 • Shelton Quarles, 1990-93 |
| | Active | 132 • CJ Taylor, 2021-present |

Tackles for Loss

| | | |
|--------|--------|---|
| Game | 1. | 5.0 • Stephen Weatherly vs. Tenn., 2014 |
| | 2024 | 2.5 • Jaylen Mahoney at Missouri, 2022 |
| Season | 1. | 23.0 • Linus Zunk vs. Va. Tech/Bryan Longwell at Mizzou |
| | 10. | 13.0 • Anfernee Orji, twice |
| | 2024 | 4.5 • Bryan Longwell/ Miles Capers |
| Career | 1. | 45.0 • Jamie Winborn |
| | 8. | 28.5 • Twice |
| | Active | 16.0 • CJ Taylor, 2021-present |

Sacks

| | | |
|--------|--------|--|
| Season | 1. | 12.0 • Alan Young, 1993 |
| | 10. | 6.5 • Matt Stewart, 2000 |
| | 2024 | 1.5 • Linus Zunk/Bryan Longwell/Miles Capers |
| Career | 1. | 21.5 • Alan Young, 1989, 1991-93 |
| | Active | 4.0 • CJ Taylor, 2021-present |

Interceptions

| | | |
|--------|--------|------------------------------------|
| Game | 1. | 3 • Five times |
| | 2024 | 1 • Five times |
| Season | 1. | 8 • Twice |
| | 10. | 5 • 10 Times |
| | 2024 | 1 • Five times |
| Career | 1. | 15 • Casey Hayward, 2008-11 |
| | 10. | 10 • Five times |
| | Active | 5 • De'Rickey Wright, 2020-present |

Interception Return Yards

| | | |
|--------|--------|--|
| Game | 1. | 128 • Archibald Barnes vs. Tenn., 2011 |
| | 3. | 100 • Trey Wilson vs. Presby., 2012 |
| | 2024 | 29 • Randon Fontenette vs. Alabama |
| Season | 1. | 182 • Trey Wilson, 2012 |
| | 2024 | 29 • Randon Fontenette |
| Career | 1. | 229 • Robert Davis, 1990-93 |
| | Active | 58 • CJ Taylor, 2021-present |

INT Returns for TD

| | | |
|--------|------|---------------------------------------|
| Season | 1. | 2 • Trey Wilson (twice) & Jay Chesley |
| | 2024 | 1 • Randon Fontenette vs. Alabama |
| Career | 1. | 4 • Trey Wilson, 2009-12 |

Forced Fumbles

| | | |
|--------|------|--------------------------------|
| Season | 1. | 5 • Three times |
| | 4. | 4 • Seven times |
| | 2024 | 1 • Miles Capers vs. Alabama |
| Career | 1. | 8 • Twice |
| | 4. | 5 • Anfernee Orji & two others |

Fumble Recoveries

| | | |
|--------|--------|---------------------------------|
| Season | 1. | 5 • Reggie Calvin, 1977 |
| | 2. | 4 • Seven times |
| | 2024 | 1 • Ylanan Quattara vs. Alabama |
| Career | 1. | 7 • Zach Cunningham, 2014-16 |
| | 2. | 6 • Five times |
| | Active | 2 • CJ Taylor, 2021-present |

Defense & Special Teams

Pass Break-Ups

| | | |
|--------|------|----------------------|
| Season | 1. | 18 • Andre Hal, 2013 |
| | 10. | 12 • Twice |
| | 2024 | 3 • Miles Capers |
| Career | 1. | 34 • Twice |

Field Goals Made

| | | |
|--------|--------|--------------------------------|
| Game | 1. | 4 • Twice |
| | 2024 | 2 • Four Times |
| Season | 1. | 20 • Carey Spear, 2012 |
| | 10. | 13 • Four times |
| | 2024 | 9 • Brock Taylor |
| Career | 1. | 47 • John Markham, 1997-2000 |
| | 5. | 38 • Tommy Openshaw, 2014-17 |
| | Active | 9 • Brock Taylor, 2023-present |

Field Goal Percentage

| | | |
|--------|--------|-------------------------------------|
| Season | 1. | .857 • Hawkins Golden (12-14), 1973 |
| | 2024 | .750 • Brock Taylor (9-12) |
| Career | 1. | .780 • Carey Spear (39-50), 2010-13 |
| | 3. | .709 • Ryley Guay (22-31), 2017-19 |
| | Active | .750 • Brock Taylor, 2023-present |

Extra Point Attempts

| | | |
|--------|--------|---|
| Game | 1. | 9 • Zack Clinard vs. Tenn. Tech, 1947 |
| | 2024 | 7 • Brock Taylor vs. Alcorn State |
| Season | 1 | 48 • Zack Clinard, 1948 & Carey Spear, 2013 |
| | 3. | 47 • Ryley Guay, 2018 |
| | 2024 | 22 • Brock Taylor |
| Career | 1. | 121 • Bryant Hahnfeldt, 2005-08 |
| | 2. | 111 • Tommy Openshaw, 2014-17 |
| | Active | 22 • Brock Taylor, 2023-present |

Extra Points Made

| | | |
|--------|--------|-----------------------------------|
| Game | 1. | 8 • Zack Clinard twice |
| | 2024 | 7 • Brock Taylor vs. Alcorn State |
| Season | 1. | 48 • Carey Spear, 2013 |
| | 2. | 47 • Ryley Guay, 2018 |
| | 2024 | 21 • Brock Taylor |
| Career | 1. | 117 • Bryan Hahnfeldt, 2005-08 |
| | 3. | 101 • Carey Spear, 2010-13 |
| | Active | 21 • Brock Taylor, 2023-present |

Extra Point Pct.

| | | |
|--------|--------|---|
| Season | 1. | 1.000 • Five Times, Most Recent: Joseph Bulovas, 2021 |
| | 2024 | .955 • Brock Taylor (21-22) |
| Career | 1. | .991 • Tommy Openshaw (110-111) |
| | 3. | .967 • Bryan Hahnfeldt (117-121) |
| | Active | .955 • Brock Taylor (21-22) |

Punts

| | | |
|--------|--------|-----------------------------|
| Game | 1. | 14 • Twice |
| | 2024 | 6 • Jesse Mirco at Missouri |
| Season | 1. | 84 • Richard Kent, 2010 |
| | 6. | 78 • Bill Marinangel, 1996 |
| | 2024 | 17 • Jesse Mirco |
| Career | 1. | 277 • Jim Arnold, 1979-82 |
| | 5. | 207 • Richard Kent, 2010-12 |
| | Active | 17 • Jesse Mirco, 2024 |

Punt Yards

| | | |
|--------|--------|--|
| Game | 1. | 560 • Bill Marinangel at Georgia, 1996 |
| | 2024 | 280 • Jesse Mirco at Missouri |
| Season | 1. | 3,586 • Bill Marinangel, 1996 |
| | 7. | 3,089 • Jim Arnold, 1981 |
| | 2024 | 759 • Jesse Mirco |
| Career | 1. | 12,171 • Jim Arnold, 1979-82 |
| | 5. | 8,882 • Richard Kent, 2010-12 |
| | Active | 759 • Jesse Mirco, 2024 |

Punting Average

| | | |
|--------|--------------|---|
| Game | 1. | 53.1 • Jim Arnold vs. North Carolina, 1982 |
| | (min. 5 att) | 3. 50.0 • Parker Thome vs. South Carolina, 2018 |
| | 2024 | 46.7 • Jesse Mirco vs. Virginia Tech |
| Season | 1. | 48.2 • Ricky Anderson, 1984 |
| | 10. | 43.5 • Jim Arnold, 1981 |
| | 2024 | 44.6 • Jesse Mirco |
| Career | 1. | 46.5 • Matthew Hayball, 2022-23 (45.2 total) |
| | 10. | 40.4 • Brett Upson, 2006-09 |
| | Active | 44.6 • Jesse Mirco |

Kickoff Returns

| | | |
|--------|--------|---------------------------------------|
| Game | 1. | 8 • Twice |
| | 3. | 7 • Three times |
| | 2024 | 2 • Junior Sherrill vs. Virginia Tech |
| Season | 1. | 40 • Warren Norman, 2009 |
| | 8. | 30 • Kwane Doster, 2004 |
| | 2024 | 4 • Junior Sherrill |
| Career | 1. | 108 • Darrius Sims, 2013-16 |
| | 3. | 85 • Tony Jackson, 1989-93 |
| | Active | 6 • Langston Patterson, 2022-present |

Kickoff Return Yards

| | | |
|--------|--------|---|
| Game | 1. | 243 • Kwane Doster at Ole Miss, 2002 |
| | 2. | 217 • Darrius Sims vs. South Carolina, 2014 |
| | 2024 | 50 • Junior Sherrill vs. Virginia Tech |
| Season | 1. | 1,050 • Warren Norman, 2009 |
| | 10. | 616 • Kwane Doster, 2002 |
| | 2024 | 89 • Junior Sherrill |
| Career | 1. | 2,558 • Darrius Sims, 2013-16 |
| | 10. | 1,388 • Clay Parker, 1981-83, 1985 |
| | Active | 89 • Junior Sherrill, 2023-present |

Punt Returns

| | | |
|--------|--------|-----------------------------------|
| Game | 1. | 8 • Twice |
| | 3. | 7 • Twice |
| | 2024 | 4 • Martel Hight vs. Alcorn State |
| Season | 1. | 43 • Lee Nalley, 1948 |
| | 9. | 30 • Doug Matthews, 1968 |
| | 2024 | 9 • Martel Hight |
| Career | 1. | 112 • Lee Nalley, 1947-49 |
| | 3. | 85 • Tony Jackson, 1989-93 |
| | Active | 9 • Martel Hight, 2023-present |

Punt Return Yards

| | | |
|--------|--------|-------------------------------------|
| Game | 1. | 203 • Lee Nalley vs. Kentucky, 1948 |
| | 2024 | 127 • Martel Hight vs. Alcorn State |
| Season | 1. | 791 • Lee Nalley, 1948 |
| | 5. | 305 • Alvin Duke, 1995 |
| | 2024 | 168 • Martel Hight |
| Career | 1. | 1,708 • Lee Nalley, 1947-49 |
| | 10. | 402 • Walter Overton, 1971-72 |
| | Active | 168 • Martel Hight, 2023-present |

RESULTS

| | Date | Opponent | | Score | Overall | Conf | Time | Attend |
|---|------------|----------------|------|-------|---------|------|------|--------|
| | 08/31/2024 | Virginia Tech | Wot1 | 34-27 | 1-0 | 0-0 | 3:41 | 28934 |
| | 09/07/2024 | Alcorn | W | 55-0 | 2-0 | 0-0 | 3:08 | 24080 |
| | 09/14/2024 | at Georgia St. | L | 32-36 | 2-1 | 0-0 | 3:44 | 14413 |
| * | 09/21/2024 | at Missouri | Lot2 | 27-30 | 2-2 | 0-1 | 3:41 | 62621 |
| * | 10/05/2024 | Alabama | W | 40-35 | 3-2 | 1-1 | 3:27 | 28934 |

TEAM STATS

| | VU | OPP |
|----------------------------------|----------------|----------------|
| Scoring | 188 | 128 |
| Points per game | 37.6 | 25.6 |
| Points Off Turnovers | 34 | 0 |
| First Downs | 102 | 91 |
| Rushing | 47 | 30 |
| Passing | 45 | 51 |
| Penalty | 10 | 10 |
| Rushing Yardage | 845 | 572 |
| Yards gained rushing | 978 | 678 |
| Yards lost rushing | 133 | 106 |
| Rushing attempts | 211 | 153 |
| Average per rush | 4.0 | 3.7 |
| Average per game | 169.0 | 114.4 |
| TDs Rushing | 11 | 7 |
| Passing Yardage | 990 | 1158 |
| Comp-Att-Int | 71-107-0 | 97-152-5 |
| Average per pass | 9.3 | 7.6 |
| Average per catch | 13.9 | 11.9 |
| Average per game | 198.0 | 231.6 |
| TDs Passing | 9 | 8 |
| Total offense | 1835 | 1730 |
| Total plays | 318 | 305 |
| Average per play | 5.8 | 5.7 |
| Average per game | 367.0 | 346.0 |
| Kick returns: #-Yards | 5-88 | 20-396 |
| Punt returns: #-Yards | 9-168 | 3-57 |
| Int returns: #-Yards | 5-92 | 0-0 |
| Kick return average | 17.6 | 19.8 |
| Punt return average | 18.7 | 19.0 |
| Int return average | 18.4 | 0.0 |
| Fumbles-Lost | 7-1 | 1-1 |
| Penalties-Yards | 35-353 | 27-218 |
| Average per game | 70.6 | 43.6 |
| Punts-Yards | 17-759 | 20-818 |
| Average per punt | 44.6 | 40.9 |
| Net punt average | 41.6 | 32.0 |
| Kickoffs-Yards | 35-2225 | 25-1533 |
| Average per kick | 63.6 | 61.3 |
| Net kick average | 41.7 | 39.6 |
| Time of possession / game | 32:22 | 27:38 |
| 3rd-down conversion | 33/67 | 27/64 |
| 3rd-down pct | 49% | 42% |
| 4rd-down conversion | 3/4 | 2/4 |

TEAM STATS

| | VU | OPP |
|-----------------------------|-------------|--------------|
| 4rd-down pct | 75% | 50% |
| Sacks by-Yards | 11-67 | 7-58 |
| Misc Yards | 0 | 0 |
| Touchdowns scored | 23 | 15 |
| Field goals - attempts | 9-12 | 7-11 |
| On-Side kicks | 0-0 | 0-0 |
| Red-zone scores | (22-23) 96% | (14-16) 88% |
| Red-zone touchdowns | (17-23) 74% | (9-16) 56% |
| PAT-attempts | (21-22) 95% | (15-15) 100% |
| 2-point conversion-attempts | (1-1) 100% | (0-0) 0% |
| Attendance | 81948 | 77034 |
| Games / Avg per game | 3/27316 | 2/38517 |
| Neutral site games | - | 0/0 |

Score by Periods

| Team | 1st | 2nd | 3rd | 4th | OT | TOT |
|------------|-----|-----|-----|-----|----|-----|
| Vanderbilt | 33 | 57 | 24 | 60 | 14 | 188 |
| Opponents | 17 | 22 | 44 | 35 | 10 | 128 |

INDIVIDUAL STATS

Rushing

| Player | gp | att | gain | loss | net | avg | td | lg | avg/g |
|-------------------|----|-----|------|------|-----|------|----|----|-------|
| Diego Pavia | 5 | 91 | 437 | 102 | 335 | 3.7 | 2 | 36 | 67.0 |
| Sedrick Alexander | 5 | 72 | 292 | 11 | 281 | 3.9 | 5 | 31 | 56.2 |
| AJ Newberry | 5 | 23 | 129 | 0 | 129 | 5.6 | 3 | 20 | 25.8 |
| Nate Johnson | 4 | 3 | 76 | 0 | 76 | 25.3 | 1 | 56 | 19.0 |
| Chase Gillespie | 3 | 7 | 19 | 1 | 18 | 2.6 | 0 | 6 | 6.0 |
| Moni Jones | 5 | 5 | 11 | 1 | 10 | 2.0 | 0 | 6 | 2.0 |
| Tristen Brown | 3 | 1 | 1 | 0 | 1 | 1.0 | 0 | 1 | 0.3 |
| Eli Stowers | 5 | 1 | 0 | 0 | 0 | 0.0 | 0 | 0 | 0.0 |
| Junior Sherrill | 5 | 4 | 13 | 13 | 0 | 0.0 | 0 | 8 | 0.0 |
| Landon Wells | 1 | 1 | 0 | 2 | -2 | -2.0 | 0 | 0 | -2.0 |
| Team | 5 | 3 | 0 | 3 | -3 | -1.0 | 0 | 0 | -0.6 |
| Total | 5 | 211 | 978 | 133 | 845 | 4.0 | 11 | 56 | 169.0 |
| Opponents | 5 | 153 | 678 | 106 | 572 | 3.7 | 7 | 64 | 114.4 |

Passing

| Player | gp | effic | comp-att-int | pct | yds | td | lg | avg/g |
|--------------|----|-------|--------------|-------|------|----|----|-------|
| Diego Pavia | 5 | 169.6 | 70-105-0 | 66.7 | 973 | 8 | 65 | 194.6 |
| Eli Stowers | 5 | 572.8 | 1-1-0 | 100.0 | 17 | 1 | 17 | 3.4 |
| Nate Johnson | 4 | 0.0 | 0-1-0 | 0.0 | 0 | 0 | 0 | 0.0 |
| Total | 5 | 171.8 | 71-107-0 | 66.4 | 990 | 9 | 65 | 198.0 |
| Opponents | 5 | 138.6 | 97-152-5 | 63.8 | 1158 | 8 | 62 | 231.6 |

Receiving

| Player | gp | no. | yds | avg | td | lg | avg/g |
|--------------------|----|-----|------|------|----|----|-------|
| Eli Stowers | 5 | 25 | 333 | 13.3 | 1 | 41 | 66.6 |
| Quincy Skinner Jr. | 5 | 12 | 170 | 14.2 | 1 | 31 | 34.0 |
| Junior Sherrill | 5 | 9 | 149 | 16.6 | 2 | 36 | 29.8 |
| Sedrick Alexander | 5 | 8 | 71 | 8.9 | 1 | 19 | 14.2 |
| Cole Spence | 4 | 3 | 41 | 13.7 | 1 | 17 | 10.3 |
| AJ Newberry | 5 | 3 | 75 | 25.0 | 0 | 53 | 15.0 |
| Tristen Brown | 3 | 3 | 27 | 9.0 | 0 | 11 | 9.0 |
| Loic Fouonji | 5 | 2 | 28 | 14.0 | 0 | 19 | 5.6 |
| Dariyan Wiley | 4 | 1 | 8 | 8.0 | 0 | 8 | 2.0 |
| Richie Hoskins | 5 | 1 | 14 | 14.0 | 0 | 14 | 2.8 |
| Nate Johnson | 4 | 1 | 1 | 1.0 | 0 | 1 | 0.3 |
| Gabe Fisher | 5 | 1 | 2 | 2.0 | 1 | 2 | 0.4 |
| Kamrean Johnson | 5 | 1 | 6 | 6.0 | 1 | 6 | 1.2 |
| Joseph McVay | 1 | 1 | 65 | 65.0 | 1 | 65 | 65.0 |
| Total | 5 | 71 | 990 | 13.9 | 9 | 65 | 198.0 |
| Opponents | 5 | 97 | 1158 | 11.9 | 8 | 62 | 231.6 |

Punt Returns

| Player | no. | yds | avg | td | lg |
|--------------|-----|-----|------|----|----|
| Martel Hight | 9 | 168 | 18.7 | 1 | 57 |
| Total | 9 | 168 | 18.7 | 1 | 57 |
| Opponents | 3 | 57 | 19.0 | 0 | 24 |

Interceptions

| Player | no. | yds | avg | td | lg |
|---------------------|-----|-----|------|----|----|
| CJ Taylor | 1 | 23 | 23.0 | 0 | 23 |
| Alan Wright | 1 | 18 | 18.0 | 1 | 18 |
| Randon Fontenette | 1 | 29 | 29.0 | 1 | 29 |
| Bryan Longwell | 1 | 7 | 7.0 | 0 | 7 |
| Glenn Seabrooks III | 1 | 15 | 15.0 | 0 | 15 |
| Total | 5 | 92 | 18.4 | 2 | 29 |
| Opponents | 0 | 0 | 0.0 | 0 | 0 |

Kick Returns

| Player | no. | yds | avg | td | lg |
|--------------------|-----|-----|------|----|----|
| Junior Sherrill | 4 | 89 | 22.3 | 0 | 34 |
| Steven Sannieniola | 1 | -1 | -1.0 | 0 | 0 |
| Total | 5 | 88 | 17.6 | 0 | 34 |
| Opponents | 20 | 396 | 19.8 | 0 | 46 |

Fumble Returns

| Player | no. | yds | avg | td | lg |
|------------------|-----|-----|-----|----|----|
| Yilanan Ouattara | 1 | 0 | 0.0 | 0 | 0 |
| Total | 1 | 0 | 0.0 | 0 | 0 |
| Opponents | 1 | 2 | 2.0 | 0 | 2 |

INDIVIDUAL STATS

Scoring

| | | | PAT | | | | | | |
|--------------------|----|------|-------|------|-----|------|-----|-----|-----|
| Player | td | fg | kick | rush | rcv | pass | dxp | saf | pts |
| Brock Taylor | - | 9-12 | 21-22 | - | - | - | - | - | 48 |
| Sedrick Alexander | 6 | - | - | - | - | - | - | - | 36 |
| AJ Newberry | 3 | - | - | - | 1 | - | - | - | 20 |
| Diego Pavia | 2 | - | - | - | - | 1 | - | - | 12 |
| Junior Sherrill | 2 | - | - | - | - | - | - | - | 12 |
| Quincy Skinner Jr. | 1 | - | - | - | - | - | - | - | 6 |
| Alan Wright | 1 | - | - | - | - | - | - | - | 6 |
| Eli Stowers | 1 | - | - | - | - | - | - | - | 6 |
| Nate Johnson | 1 | - | - | - | - | - | - | - | 6 |
| Cole Spence | 1 | - | - | - | - | - | - | - | 6 |
| Randon Fontenette | 1 | - | - | - | - | - | - | - | 6 |
| Gabe Fisher | 1 | - | - | - | - | - | - | - | 6 |
| Martel Hight | 1 | - | - | - | - | - | - | - | 6 |
| Kamrean Johnson | 1 | - | - | - | - | - | - | - | 6 |
| Joseph McVay | 1 | - | - | - | - | - | - | - | 6 |
| Total | 23 | 9-12 | 21-22 | 0 | 1 | 1 | 0 | 0 | 188 |
| Opponents | 15 | 7-11 | 15-15 | 0 | 0 | 0 | 0 | 1 | 128 |

Field Goals

| Player | fg | pct. | 01-19 | 20-29 | 30-39 | 40-49 | 50-99 | lg | blk |
|--------------|------|------|-------|-------|-------|-------|-------|----|-----|
| Brock Taylor | 9-12 | 75.0 | 0-0 | 2-2 | 2-3 | 2-3 | 3-4 | 57 | 0 |
| Opponents | 7-11 | 63.6 | 0-0 | 2-3 | 2-2 | 2-5 | 1-1 | 54 | 0 |

FG Sequence

| Team Name | Vanderbilt | Opponents |
|---------------|-----------------|-------------------------|
| Virginia Tech | (43),(53),43 | (40),(38) |
| Missouri | (27),(57),50,31 | 24,(23),(54),40,46,(37) |
| Georgia St. | (28) | (24),45,(45) |
| Alcorn | (35),(46) | |
| Alabama | (51),(33) | |

Numbers in parentheses indicate field goal was made

Total Offense

| Player | g | plays | rush | pass | total | avg/g |
|-------------------|---|-------|------|------|-------|-------|
| Diego Pavia | 5 | 196 | 335 | 973 | 1308 | 261.6 |
| Sedrick Alexander | 5 | 72 | 281 | 0 | 281 | 56.2 |
| AJ Newberry | 5 | 23 | 129 | 0 | 129 | 25.8 |
| Nate Johnson | 4 | 4 | 76 | 0 | 76 | 19.0 |
| Chase Gillespie | 3 | 7 | 18 | 0 | 18 | 6.0 |
| Eli Stowers | 5 | 2 | 0 | 17 | 17 | 3.4 |
| Moni Jones | 5 | 5 | 10 | 0 | 10 | 2.0 |
| Tristen Brown | 3 | 1 | 1 | 0 | 1 | 0.3 |
| Landon Wells | 1 | 1 | -2 | 0 | -2 | -2.0 |
| Team | 5 | 0 | -3 | 0 | -3 | -0.6 |
| Total | 5 | 318 | 845 | 990 | 1835 | 367.0 |
| Opponents | 5 | 305 | 572 | 1158 | 1730 | 346.0 |

Punting

| Player | no. | yds | avg | lg | tb | fc | i20 | 50+ | blk |
|-------------|-----|-----|------|----|----|----|-----|-----|-----|
| Jesse Mirco | 17 | 759 | 44.6 | 69 | 0 | 5 | 6 | 5 | 0 |
| Total | 17 | 759 | 44.6 | 69 | 0 | 5 | 6 | 5 | 0 |
| Opponents | 20 | 818 | 40.9 | 49 | 1 | 7 | 2 | 0 | 0 |

Kickoffs

| Player | no. | yds | avg | tb | ob | retn | net | ydln |
|--------------|-----|------|------|----|----|------|------|------|
| Will Faris | 25 | 1575 | 63.0 | 9 | 0 | | | |
| Brock Taylor | 9 | 578 | 64.2 | 5 | 0 | | | |
| Jesse Mirco | 1 | 72 | 72.0 | 0 | 0 | | | |
| Total | 35 | 2225 | 63.6 | 14 | 0 | 20 | 41.7 | 23 |
| Opponents | 25 | 1533 | 61.3 | 18 | 2 | 4 | 39.6 | 25 |

INDIVIDUAL STATS

All Purpose

| Player | g | rush | rcv | pr | kr | ir | total | avg/g |
|---------------------|----------|------------|-------------|------------|------------|-----------|-------------|--------------|
| Sedrick Alexander | 5 | 281 | 71 | 0 | 0 | 0 | 352 | 70.4 |
| Diego Pavia | 5 | 335 | 0 | 0 | 0 | 0 | 335 | 67.0 |
| Eli Stowers | 5 | 0 | 333 | 0 | 0 | 0 | 333 | 66.6 |
| Junior Sherrill | 5 | 0 | 149 | 0 | 89 | 0 | 238 | 47.6 |
| AJ Newberry | 5 | 129 | 75 | 0 | 0 | 0 | 204 | 40.8 |
| Quincy Skinner Jr. | 5 | 0 | 170 | 0 | 0 | 0 | 170 | 34.0 |
| Martel Hight | 5 | 0 | 0 | 168 | 0 | 0 | 168 | 33.6 |
| Nate Johnson | 4 | 76 | 1 | 0 | 0 | 0 | 77 | 19.3 |
| Joseph McVay | 1 | 0 | 65 | 0 | 0 | 0 | 65 | 65.0 |
| Cole Spence | 4 | 0 | 41 | 0 | 0 | 0 | 41 | 10.3 |
| Randon Fontenette | 5 | 0 | 0 | 0 | 0 | 29 | 29 | 5.8 |
| Loic Fouonji | 5 | 0 | 28 | 0 | 0 | 0 | 28 | 5.6 |
| Tristen Brown | 3 | 1 | 27 | 0 | 0 | 0 | 28 | 9.3 |
| CJ Taylor | 5 | 0 | 0 | 0 | 0 | 23 | 23 | 4.6 |
| Alan Wright | 5 | 0 | 0 | 0 | 0 | 18 | 18 | 3.6 |
| Chase Gillespie | 3 | 18 | 0 | 0 | 0 | 0 | 18 | 6.0 |
| Glenn Seabrooks III | 5 | 0 | 0 | 0 | 0 | 15 | 15 | 3.0 |
| Richie Hoskins | 5 | 0 | 14 | 0 | 0 | 0 | 14 | 2.8 |
| Moni Jones | 5 | 10 | 0 | 0 | 0 | 0 | 10 | 2.0 |
| Dariyan Wiley | 4 | 0 | 8 | 0 | 0 | 0 | 8 | 2.0 |
| Bryan Longwell | 5 | 0 | 0 | 0 | 0 | 7 | 7 | 1.4 |
| Kamrean Johnson | 5 | 0 | 6 | 0 | 0 | 0 | 6 | 1.2 |
| Gabe Fisher | 5 | 0 | 2 | 0 | 0 | 0 | 2 | 0.4 |
| Steven Sannieniola | 4 | 0 | 0 | 0 | -1 | 0 | -1 | -0.3 |
| Landon Wells | 1 | -2 | 0 | 0 | 0 | 0 | -2 | -2.0 |
| Team | 5 | -3 | 0 | 0 | 0 | 0 | -3 | -0.6 |
| Total | 5 | 845 | 990 | 168 | 88 | 92 | 2183 | 436.6 |
| Opponents | 5 | 572 | 1158 | 57 | 396 | 0 | 2183 | 436.6 |

OVERALL DEFENSE

| | | | Tackles | | | | Sacks | Pass defense | | | Fumbles | blkd | | |
|---------------|---------------------|----------|------------|------------|------------|---------------|--------------|--------------|-----------|----------|------------|----------|----------|----------|
| ## | Player | gp | ua | a | tot | tfl/yds | no-yds | int-yds | brup | qbh | fr-yds | ff | kick | saf |
| 10 | Langston Patterson | 5 | 16 | 20 | 36 | 1.5-3 | . | . | . | . | . | . | . | . |
| 4 | Bryan Longwell | 5 | 14 | 21 | 35 | 4.5-11 | 1.5-8 | 1-7 | 1 | . | . | . | . | . |
| 2 | Randon Fontenette | 5 | 12 | 12 | 24 | 1.5-8 | 1-7 | 1-29 | 2 | . | . | . | . | . |
| 29 | Miles Capers | 5 | 11 | 11 | 22 | 4.5-20 | 1.5-12 | . | 3 | 1 | . | 1 | . | . |
| 0 | Aeneas DiCosmo | 5 | 7 | 11 | 18 | 2-11 | 0.5-7 | . | 1 | 1 | . | . | . | . |
| 19 | De'Rickey Wright | 5 | 11 | 4 | 15 | 1-2 | . | . | 2 | . | . | . | . | . |
| 53 | Glenn Seabrooks III | 5 | 9 | 6 | 15 | 1-1 | . | 1-15 | . | . | . | . | . | . |
| 1 | CJ Taylor | 5 | 11 | 4 | 15 | 1.5-3 | . | 1-23 | 1 | 1 | . | . | . | . |
| 25 | Martel Hight | 5 | 11 | 3 | 14 | . | . | . | 1 | . | . | . | . | . |
| 6 | Kolbey Taylor | 4 | 11 | 1 | 12 | . | . | . | . | . | . | . | . | . |
| 91 | Christian James | 5 | 6 | 5 | 11 | 2-8 | . | . | 1 | . | . | . | . | . |
| 24 | Nick Rinaldi | 5 | 6 | 5 | 11 | 1-3 | 1-3 | . | . | . | . | . | . | . |
| 7 | Marlen Sewell | 5 | 5 | 5 | 10 | . | . | . | 1 | . | . | . | . | . |
| 5 | Yilanan Ouattara | 5 | 3 | 7 | 10 | 1-0 | . | . | 2 | 1 | 1-0 | . | . | . |
| 98 | De'Marion Thomas | 5 | 5 | 5 | 10 | . | . | . | . | . | . | . | . | . |
| 20 | Prince Kollie | 5 | 2 | 6 | 8 | 1-3 | 1-3 | . | . | . | . | . | . | . |
| 15 | Zaylin Wood | 3 | 2 | 5 | 7 | 1-5 | 1-5 | . | . | 1 | . | . | . | . |
| 8 | Tyson Russell | 5 | 4 | 3 | 7 | 1-2 | . | . | . | . | . | . | . | . |
| 95 | Linus Zunk | 5 | 3 | 2 | 5 | 2.5-11 | 1.5-10 | . | . | . | . | . | . | . |
| 94 | Bradley Mann | 5 | 2 | 2 | 4 | . | . | . | . | . | . | . | . | . |
| 21 | Dontae Carter | 5 | 3 | 1 | 4 | . | . | . | 2 | . | . | . | . | . |
| 37 | Jailen Ruth | 4 | 4 | . | 4 | . | . | . | . | . | . | . | . | . |
| 33 | Boubacar Diakite | 2 | 3 | . | 3 | . | . | . | . | . | . | . | . | . |
| 14 | Steven Sannieniola | 4 | 1 | 2 | 3 | 1-2 | . | . | . | . | . | . | . | . |
| 96 | Khordae Sydnor | 3 | 2 | 1 | 3 | 2-12 | 2-12 | . | . | . | . | . | . | . |
| 27 | Jaylin Lackey | 5 | 1 | 1 | 2 | . | . | . | . | . | . | . | . | . |
| 22 | Bryce Cowan | 5 | . | 2 | 2 | . | . | . | . | . | . | . | . | . |
| 30 | Trudell Berry | 4 | 2 | . | 2 | . | . | . | . | . | . | . | . | . |
| 32 | Mason Carter | 1 | . | 1 | 1 | . | . | . | . | . | . | . | . | . |
| 12 | Jeffrey Ugochukwu | 4 | 1 | . | 1 | 1-3 | . | . | . | . | . | . | . | . |
| 99 | Devin Lee | 4 | 1 | . | 1 | . | . | . | . | . | . | . | . | . |
| 18 | Jalen Gilbert | 5 | 1 | . | 1 | . | . | . | . | . | . | . | . | . |
| 2 | Diego Pavia | 5 | 1 | . | 1 | . | . | . | . | . | . | . | . | . |
| 33 | Moni Jones | 5 | . | 1 | 1 | . | . | . | . | . | . | . | . | . |
| 38 | Will Faris | 4 | 1 | . | 1 | . | . | . | . | . | . | . | . | . |
| 97 | Hayden Bray | 1 | . | 1 | 1 | . | . | . | . | . | . | . | . | . |
| 36 | Alan Wright | 5 | . | . | . | . | . | 1-18 | . | . | . | . | . | . |
| Totals | | 5 | 172 | 148 | 320 | 31-108 | 11-67 | 5-92 | 17 | 5 | 1-0 | 1 | 0 | 0 |
| Opponents | | 5 | 161 | 174 | 335 | 26-103 | 7-58 | 0-0 | 18 | 9 | 1-2 | 1 | 0 | 1 |

TEAM GAME-BY-GAME

| Date | Opponent | Rushing | | | | Receiving | | | | Passing | | | | Kick Returns | | | | Punt Returns | | | | tot | | | |
|------------|----------------|---------|-----|----|----|-----------|------|----|----|----------|-----|-----|-----|--------------|----|-----|-----|--------------|----|-----|-----|-----|----|-----|------|
| | | no. | yds | td | lg | no. | yds | td | lg | cmp | att | int | yds | td | lg | no. | yds | td | lg | no. | yds | td | lg | off | |
| 08/31/2024 | Virginia Tech | 48 | 181 | 2 | 27 | 12 | 190 | 2 | 41 | 12-16-0 | | | | 190 | 2 | 41 | 2 | 50 | 0 | 27 | 1 | 22 | 0 | 22 | 371 |
| 09/07/2024 | Alcorn | 39 | 242 | 4 | 56 | 11 | 100 | 1 | 17 | 11-14-0 | | | | 100 | 1 | 17 | 1 | 34 | 0 | 34 | 4 | 127 | 1 | 57 | 342 |
| 09/14/2024 | at Georgia St. | 34 | 110 | 2 | 12 | 18 | 270 | 2 | 53 | 18-33-0 | | | | 270 | 2 | 53 | 1 | -1 | 0 | 0 | 3 | 21 | 0 | 13 | 380 |
| 09/21/2024 | at Missouri | 36 | 146 | 1 | 36 | 14 | 178 | 2 | 65 | 14-23-0 | | | | 178 | 2 | 65 | 0 | 0 | 0 | 0 | 0 | 0 | 0 | 0 | 324 |
| 10/05/2024 | Alabama | 54 | 166 | 2 | 13 | 16 | 252 | 2 | 36 | 16-21-0 | | | | 252 | 2 | 36 | 1 | 5 | 0 | 5 | 1 | -2 | 0 | 0 | 418 |
| Vanderbilt | | 211 | 845 | 11 | 56 | 71 | 990 | 9 | 65 | 71-107-0 | | | | 990 | 9 | 65 | 5 | 88 | 0 | 34 | 9 | 168 | 1 | 57 | 1835 |
| Opponents | | 153 | 572 | 7 | 64 | 97 | 1158 | 8 | 62 | 97-152-5 | | | | 1158 | 8 | 62 | 20 | 396 | 0 | 46 | 3 | 57 | 0 | 24 | 1730 |

Vanderbilt Averages

| Games | Avg/ rush | Avg/ catch | Pass effic | KR avg | PR avg | All purpose avg/game | Total offense avg/game |
|-------|-----------|------------|------------|--------|--------|----------------------|------------------------|
| 5 | 4.0 | 13.9 | 171.8 | 17.6 | 18.7 | 436.6 | 367.0 |

| Date | Opponent | Tackles | | | | Sacks | | Fumble | | Pass Defense | | | blkd | PAT attempts | | | off | | |
|------------|----------------|---------|-----|-------|----------|-------|-----|--------|--------|--------------|-----|------|------|--------------|------|-----|-----|-----|-----|
| | | ua | a | total | tfl-yds | no | yds | ff | fr-yds | int-yds | qbh | brup | kick | kick | rush | rcv | saf | t/o | pts |
| 08/31/2024 | Virginia Tech | 37 | 34 | 71 | 8.0-36 | 4 | 26 | 0 | 0-0 | 1-15 | 1 | 4 | 0 | 4-4 | 0 | 0 | 0 | 7 | 34 |
| 09/07/2024 | Alcorn | 24 | 28 | 52 | 6.0-13 | 1 | 3 | 0 | 0-0 | 2-41 | 1 | 4 | 0 | 7-7 | 0 | 0 | 0 | 14 | 55 |
| 09/14/2024 | at Georgia St. | 46 | 26 | 72 | 5.0-21 | 1 | 14 | 0 | 0-0 | 1-7 | 3 | 2 | 0 | 3-3 | 0 | 1 | 0 | 7 | 32 |
| 09/21/2024 | at Missouri | 40 | 46 | 86 | 8.0-23 | 3 | 13 | 0 | 0-0 | 0-0 | 0 | 4 | 0 | 3-3 | 0 | 0 | 0 | 0 | 27 |
| 10/05/2024 | Alabama | 25 | 14 | 39 | 4.0-15 | 2 | 11 | 1 | 1-0 | 1-29 | 0 | 3 | 0 | 4-5 | 0 | 0 | 0 | 6 | 40 |
| Vanderbilt | | 172 | 148 | 320 | 31.0-108 | 11 | 67 | 1 | 1-0 | 5-92 | 5 | 17 | 0 | 21-22 | 0 | 1 | 0 | 34 | 188 |
| Opponents | | 161 | 174 | 335 | 26.0-103 | 7 | 58 | 1 | 1-2 | 0-0 | 9 | 18 | 0 | 15-15 | 0 | 0 | 1 | 0 | 128 |

| | | Punting | | | | | | | | | | Field Goals | | | Kickoffs | | | | |
|------------|----------------|---------|-----|------|------|------|----|----|-----|-----|--------|-------------|------|-----|----------|------|----|----|--|
| Date | Opponent | no. | yds | avg | long | blkd | tb | fc | 50+ | i20 | md-att | long | blkd | no. | yds | avg | tb | ob | |
| 08/31/2024 | Virginia Tech | 4 | 187 | 46.8 | 60 | 0 | 0 | 2 | 2 | 1 | 2-3 | 53 | 0 | 6 | 380 | 63.3 | 2 | 0 | |
| 09/07/2024 | Alcorn | 2 | 111 | 55.5 | 69 | 0 | 0 | 0 | 1 | 2 | 2-2 | 46 | 0 | 10 | 624 | 62.4 | 4 | 0 | |
| 09/14/2024 | at Georgia St. | 3 | 105 | 35.0 | 42 | 0 | 0 | 0 | 0 | 1 | 1-1 | 28 | 0 | 7 | 452 | 64.6 | 3 | 0 | |
| 09/21/2024 | at Missouri | 6 | 280 | 46.7 | 54 | 0 | 0 | 3 | 2 | 0 | 2-4 | 57 | 0 | 4 | 252 | 63.0 | 0 | 0 | |
| 10/05/2024 | Alabama | 2 | 76 | 38.0 | 46 | 0 | 0 | 0 | 0 | 2 | 2-2 | 51 | 0 | 8 | 517 | 64.6 | 5 | 0 | |
| Vanderbilt | | 17 | 759 | 44.6 | 69 | 0 | 0 | 5 | 5 | 6 | 9-12 | 57 | 0 | 35 | 2225 | 63.6 | 14 | 0 | |
| Opponents | | 20 | 818 | 40.9 | 49 | 0 | 1 | 7 | 0 | 2 | 7-11 | 54 | 0 | 25 | 1533 | 61.3 | 18 | 2 | |

OPPONENT GAME-BY-GAME

| Date | Opponent | no. | yds | td | lg | no. | yds | td | lg | cmp-att-int | yds | td | lg | no. | yds | td | lg | no. | yds | td | lg | off |
|------------|----------------|-----|-----|----|----|-----|------|----|----|-------------|------|----|----|-----|-----|----|----|-----|-----|----|----|------|
| 08/31/2024 | Virginia Tech | 30 | 75 | 1 | 24 | 22 | 322 | 2 | 62 | 22-34-1 | 322 | 2 | 62 | 4 | 96 | 0 | 29 | 1 | 17 | 0 | 17 | 397 |
| 09/07/2024 | Alcorn | 28 | 40 | 0 | 15 | 8 | 31 | 0 | 10 | 8-16-2 | 31 | 0 | 10 | 6 | 102 | 0 | 25 | 0 | 0 | 0 | 0 | 71 |
| 09/14/2024 | at Georgia St. | 34 | 157 | 1 | 29 | 26 | 269 | 3 | 33 | 26-41-1 | 269 | 3 | 33 | 3 | 46 | 0 | 22 | 0 | 0 | 0 | 0 | 426 |
| 09/21/2024 | at Missouri | 40 | 216 | 1 | 64 | 23 | 226 | 2 | 27 | 23-37-0 | 226 | 2 | 27 | 4 | 77 | 0 | 32 | 2 | 40 | 0 | 24 | 442 |
| 10/05/2024 | Alabama | 21 | 84 | 4 | 32 | 18 | 310 | 1 | 58 | 18-24-1 | 310 | 1 | 58 | 3 | 75 | 0 | 46 | 0 | 0 | 0 | 0 | 394 |
| Opponents | | 153 | 572 | 7 | 64 | 97 | 1158 | 8 | 62 | 97-152-5 | 1158 | 8 | 62 | 20 | 396 | 0 | 46 | 3 | 57 | 0 | 24 | 1730 |
| Vanderbilt | | 211 | 845 | 11 | 56 | 71 | 990 | 9 | 65 | 71-107-0 | 990 | 9 | 65 | 5 | 88 | 0 | 34 | 9 | 168 | 1 | 57 | 1835 |

Opponents Averages

| Games | Avg/ rush | Avg/ catch | Pass effc | KR avg | PR avg | All purpose avg/game | Total offense avg/game |
|-------|-----------|------------|-----------|--------|--------|----------------------|------------------------|
| 5 | 3.7 | 11.9 | 138.6 | 19.8 | 19.0 | 436.6 | 346.0 |

| Date | Opponent | Tackles | | | | Sacks | Fumble | | Pass Defense | | | blkd | PAT attempts | | | off | | |
|------------|----------------|---------|-----|-------|----------|--------|--------|--------|--------------|-----|------|------|--------------|------|-----|-----|-----|-----|
| | | ua | a | total | tfl-yds | no-yds | ff | fr-yds | int-yds | qbh | brup | kick | kick | rush | rcv | saf | t/o | pts |
| 08/31/2024 | Virginia Tech | 35 | 38 | 73 | 7.0-25 | 2-16 | 0 | 0-0 | 0-0 | 0 | 2 | 0 | 3-3 | 0 | 0 | 0 | 0 | 27 |
| 09/07/2024 | Alcorn | 31 | 24 | 55 | 4.0-18 | 2-15 | 0 | 0-0 | 0-0 | 2 | 1 | 0 | 0-0 | 0 | 0 | 0 | 0 | 0 |
| 09/14/2024 | at Georgia St. | 34 | 28 | 62 | 2.0-15 | 2-15 | 1 | 1-2 | 0-0 | 3 | 7 | 0 | 4-4 | 0 | 0 | 1 | 0 | 36 |
| 09/21/2024 | at Missouri | 21 | 44 | 65 | 6.0-33 | 1-12 | 0 | 0-0 | 0-0 | 4 | 6 | 0 | 3-3 | 0 | 0 | 0 | 0 | 30 |
| 10/05/2024 | Alabama | 40 | 40 | 80 | 7.0-12 | 0-0 | 0 | 0-0 | 0-0 | 0 | 2 | 0 | 5-5 | 0 | 0 | 0 | 0 | 35 |
| Opponents | | 161 | 174 | 335 | 26.0-103 | 7-58 | 1 | 1-2 | 0-0 | 9 | 18 | 0 | 15-15 | 0 | 0 | 1 | 0 | 128 |
| Vanderbilt | | 172 | 148 | 320 | 31.0-108 | 11-67 | 1 | 1-0 | 5-92 | 5 | 17 | 0 | 21-22 | 0 | 1 | 0 | 34 | 188 |

| Date | Opponent | Punting | | | | | | | | | | Field Goals | | | Kickoffs | | | |
|------------|----------------|---------|-----|------|------|------|----|----|-----|-----|--------|-------------|------|-----|----------|------|----|----|
| | | no. | yds | avg | long | blkd | tb | fc | 50+ | i20 | md-att | long | blkd | no. | yds | avg | tb | ob |
| 08/31/2024 | Virginia Tech | 3 | 139 | 46.3 | 49 | 0 | 1 | 1 | 0 | 0 | 2-2 | 40 | 0 | 6 | 382 | 63.7 | 4 | 0 |
| 09/07/2024 | Alcorn | 8 | 316 | 39.5 | 48 | 0 | 0 | 1 | 0 | 0 | 0-0 | 0 | 0 | 1 | 61 | 61.0 | 0 | 0 |
| 09/14/2024 | at Georgia St. | 4 | 161 | 40.3 | 47 | 0 | 0 | 1 | 0 | 0 | 2-3 | 45 | 0 | 7 | 453 | 64.7 | 5 | 1 |
| 09/21/2024 | at Missouri | 3 | 115 | 38.3 | 40 | 0 | 0 | 3 | 0 | 2 | 3-6 | 54 | 0 | 5 | 260 | 52.0 | 4 | 1 |
| 10/05/2024 | Alabama | 2 | 87 | 43.5 | 47 | 0 | 0 | 1 | 0 | 0 | 0-0 | 0 | 0 | 6 | 377 | 62.8 | 5 | 0 |
| Opponents | | 20 | 818 | 40.9 | 49 | 0 | 1 | 7 | 0 | 2 | 7-11 | 54 | 0 | 25 | 1533 | 61.3 | 18 | 2 |
| Vanderbilt | | 17 | 759 | 44.6 | 69 | 0 | 0 | 5 | 5 | 6 | 9-12 | 57 | 0 | 35 | 2225 | 63.6 | 14 | 0 |

TEAM GAME HIGHS

| | | |
|------------------|------------------|---|
| RUSHES | 54 | Alabama (10/05/2024) |
| YARDS RUSHING | 242 | Alcorn (09/07/2024) |
| YARDS PER RUSH | 6.2 | Alcorn (09/07/2024) |
| TD RUSHES | 4 | Alcorn (09/07/2024) |
| PASS ATTEMPTS | 33 | at Georgia St. (09/14/2024) |
| PASS COMPLETIONS | 18 | at Georgia St. (09/14/2024) |
| YARDS PASSING | 270 | at Georgia St. (09/14/2024) |
| YARDS PER PASS | 12.0 | Alabama (10/05/2024) |
| TD PASSES | 2 2 2 2 | Alabama (10/05/2024) at Missouri (09/21/2024) at Georgia St. (09/14/2024) Virginia Tech (08/31/2024) |
| TOTAL PLAYS | 75 | Alabama (10/05/2024) |
| TOTAL OFFENSE | 418 | Alabama (10/05/2024) |
| YARDS PER PLAY | 6.5 | Alcorn (09/07/2024) |
| POINTS | 55 | Alcorn (09/07/2024) |
| SACKS BY | 4 | Virginia Tech (08/31/2024) |
| FIRST DOWNS | 26 | Alabama (10/05/2024) |
| PENALTIES | 9 9 | at Georgia St. (09/14/2024) Alcorn (09/07/2024) |
| PENALTY YARDS | 93 | at Missouri (09/21/2024) |
| TURNOVERS | 1 | at Georgia St. (09/14/2024) |
| PUNTS | 6 | at Missouri (09/21/2024) |
| PUNTING AVG | 55.5 | Alcorn (09/07/2024) |
| LONG PUNT | 69 | Alcorn (09/07/2024) |
| PUNTS INSIDE 20 | 2 2 | Alabama (10/05/2024) Alcorn (09/07/2024) |
| LONG PUNT RETURN | 57 | Alcorn (09/07/2024) |

OPPONENT GAME HIGHS

| | | |
|------------------|-------------|--|
| RUSHES | 40 | at Missouri (09/21/2024) |
| YARDS RUSHING | 216 | at Missouri (09/21/2024) |
| YARDS PER RUSH | 5.4 | at Missouri (09/21/2024) |
| TD RUSHES | 4 | Alabama (10/05/2024) |
| PASS ATTEMPTS | 41 | at Georgia St. (09/14/2024) |
| PASS COMPLETIONS | 26 | at Georgia St. (09/14/2024) |
| YARDS PASSING | 322 | Virginia Tech (08/31/2024) |
| YARDS PER PASS | 12.9 | Alabama (10/05/2024) |
| TD PASSES | 3 | at Georgia St. (09/14/2024) |
| TOTAL PLAYS | 77 | at Missouri (09/21/2024) |
| TOTAL OFFENSE | 442 | at Missouri (09/21/2024) |
| YARDS PER PLAY | 8.8 | Alabama (10/05/2024) |
| POINTS | 36 | at Georgia St. (09/14/2024) |
| SACKS BY | 2 2 2 | at Georgia St. (09/14/2024) Alcorn (09/07/2024) Virginia Tech (08/31/2024) |
| FIRST DOWNS | 25 | at Georgia St. (09/14/2024) |
| PENALTIES | 7 | Alcorn (09/07/2024) |
| PENALTY YARDS | 57 | Alabama (10/05/2024) |
| TURNOVERS | 2 2 | Alabama (10/05/2024) Alcorn (09/07/2024) |
| PUNTS | 8 | Alcorn (09/07/2024) |
| PUNTING AVG | 46.3 | Virginia Tech (08/31/2024) |
| LONG PUNT | 49 | Virginia Tech (08/31/2024) |
| PUNTS INSIDE 20 | 2 | at Missouri (09/21/2024) |
| LONG PUNT RETURN | 24 | at Missouri (09/21/2024) |

TEAM GAME LOWS

| | | |
|------------------|------|-----------------------------|
| RUSHES | 34 | at Georgia St. (09/14/2024) |
| YARDS RUSHING | 110 | at Georgia St. (09/14/2024) |
| YARDS PER RUSH | 3.1 | Alabama (10/05/2024) |
| TD RUSHES | 1 | at Missouri (09/21/2024) |
| PASS ATTEMPTS | 14 | Alcorn (09/07/2024) |
| PASS COMPLETIONS | 11 | Alcorn (09/07/2024) |
| YARDS PASSING | 100 | Alcorn (09/07/2024) |
| YARDS PER PASS | 7.1 | Alcorn (09/07/2024) |
| TD PASSES | 1 | Alcorn (09/07/2024) |
| TOTAL PLAYS | 53 | Alcorn (09/07/2024) |
| TOTAL OFFENSE | 324 | at Missouri (09/21/2024) |
| YARDS PER PLAY | 5.5 | at Missouri (09/21/2024) |
| POINTS | 27 | at Missouri (09/21/2024) |
| SACKS BY | 1 | at Georgia St. (09/14/2024) |
| | 1 | Alcorn (09/07/2024) |
| FIRST DOWNS | 15 | at Missouri (09/21/2024) |
| PENALTIES | 3 | Alabama (10/05/2024) |
| PENALTY YARDS | 20 | Alabama (10/05/2024) |
| INTERCEPTIONS BY | 0 | at Missouri (09/21/2024) |
| PUNTS | 2 | Alabama (10/05/2024) |
| | 2 | Alcorn (09/07/2024) |
| PUNTING AVG | 35.0 | at Georgia St. (09/14/2024) |
| LONG PUNT | 42 | at Georgia St. (09/14/2024) |
| PUNTS INSIDE 20 | 0 | at Missouri (09/21/2024) |
| LONG PUNT RETURN | 0 | Alabama (10/05/2024) |
| | 0 | at Missouri (09/21/2024) |

OPPONENT GAME LOWS

Opponent - Game Lows

| | | |
|------------------|------|-----------------------------|
| RUSHES | 21 | Alabama (10/05/2024) |
| YARDS RUSHING | 40 | Alcorn (09/07/2024) |
| YARDS PER RUSH | 1.4 | Alcorn (09/07/2024) |
| TD RUSHES | 0 | Alcorn (09/07/2024) |
| PASS ATTEMPTS | 16 | Alcorn (09/07/2024) |
| PASS COMPLETIONS | 8 | Alcorn (09/07/2024) |
| YARDS PASSING | 31 | Alcorn (09/07/2024) |
| YARDS PER PASS | 1.9 | Alcorn (09/07/2024) |
| TD PASSES | 0 | Alcorn (09/07/2024) |
| TOTAL PLAYS | 44 | Alcorn (09/07/2024) |
| TOTAL OFFENSE | 71 | Alcorn (09/07/2024) |
| YARDS PER PLAY | 1.6 | Alcorn (09/07/2024) |
| POINTS | 0 | Alcorn (09/07/2024) |
| SACKS BY | 0 | Alabama (10/05/2024) |
| FIRST DOWNS | 6 | Alcorn (09/07/2024) |
| PENALTIES | 3 | at Missouri (09/21/2024) |
| PENALTY YARDS | 32 | Alcorn (09/07/2024) |
| INTERCEPTIONS BY | 0 | Alabama (10/05/2024) |
| | 0 | at Missouri (09/21/2024) |
| | 0 | at Georgia St. (09/14/2024) |
| | 0 | Alcorn (09/07/2024) |
| | 0 | Virginia Tech (08/31/2024) |
| PUNTS | 2 | Alabama (10/05/2024) |
| PUNTING AVG | 38.3 | at Missouri (09/21/2024) |
| LONG PUNT | 40 | at Missouri (09/21/2024) |
| PUNTS INSIDE 20 | 0 | Alabama (10/05/2024) |
| | 0 | at Georgia St. (09/14/2024) |
| | 0 | Alcorn (09/07/2024) |
| | 0 | Virginia Tech (08/31/2024) |
| LONG PUNT RETURN | 0 | Alabama (10/05/2024) |
| | 0 | at Georgia St. (09/14/2024) |
| | 0 | Alcorn (09/07/2024) |

PASSING GAME-BY-GAME

| #2 Diego Pavia | Comp | Att | Int | Pct | Yards | TD | Long | Sacked | Effic. |
|----------------|-----------|------------|----------|-------------|------------|----------|-----------|-------------|--------------|
| Virginia Tech | 12 | 16 | 0 | 75.0 | 190 | 2 | 41 | 2-16 | 216.0 |
| Alcorn | 10 | 13 | 0 | 76.9 | 83 | 0 | 17 | 2-15 | 130.6 |
| Georgia St. | 18 | 33 | 0 | 54.5 | 270 | 2 | 53 | 2-15 | 143.3 |
| Missouri | 14 | 23 | 0 | 60.9 | 178 | 2 | 65 | 1-12 | 154.6 |
| Alabama | 16 | 20 | 0 | 80.0 | 252 | 2 | 36 | 0-0 | 218.8 |
| Totals | 70 | 105 | 0 | 66.7 | 973 | 8 | 65 | 7-58 | 169.6 |

| #8 Nate Johnson | Comp | Att | Int | Pct | Yards | TD | Long | Sacked | Effic. |
|-----------------|----------|----------|----------|------------|----------|----------|----------|------------|------------|
| Alabama | 0 | 1 | 0 | 0.0 | 0 | 0 | 0 | 0-0 | 0.0 |
| Totals | 0 | 1 | 0 | 0.0 | 0 | 0 | 0 | 0-0 | 0.0 |

| #9 Eli Stowers | Comp | Att | Int | Pct | Yards | TD | Long | Sacked | Effic. |
|----------------|----------|----------|----------|--------------|-----------|----------|-----------|------------|--------------|
| Alcorn | 1 | 1 | 0 | 100.0 | 17 | 1 | 17 | 0-0 | 572.8 |
| Totals | 1 | 1 | 0 | 100.0 | 17 | 1 | 17 | 0-0 | 572.8 |

RUSHING AND RECEIVING GAME-BY-GAME

| Player | No-Yds/TD | VT | Alcorn | GSU | MO | UA |
|-------------------|-----------|----------|---------|---------|---------|---------|
| Diego Pavia | 91-335/2 | 26-104/1 | 13-51/1 | 15-40/0 | 17-84/0 | 20-56/0 |
| Sedrick Alexander | 72-281/5 | 17-69/1 | 12-54/1 | 11-42/1 | 11-52/0 | 21-64/2 |
| AJ Newberry | 23-129/3 | 1-9/0 | 6-54/1 | 3-14/1 | 6-18/1 | 7-34/0 |
| Chase Gillespie | 7-18/0 | 1-4/0 | 4-10/0 | DNP | DNP | 2-4/0 |
| Moni Jones | 5-10/0 | 1-1/0 | 1-6/0 | 1-2/0 | - | 2-1/0 |
| Junior Sherrill | 4-0/0 | 1--6/0 | - | 1-5/0 | 1--7/0 | 1-8/0 |
| Nate Johnson | 3-76/1 | - | 2-69/1 | 1-7/0 | DNP | - |
| Tristen Brown | 1-1/0 | - | - | 1-1/0 | DNP | DNP |
| Eli Stowers | 1-0/0 | 1-0/0 | - | - | - | - |
| Landon Wells | 1--2/0 | DNP | 1--2/0 | DNP | DNP | DNP |

Receiving

| Player | No-Yds/TD | VT | Alcorn | GSU | MO | UA |
|--------------------|-----------|--------|--------|---------|--------|---------|
| Eli Stowers | 25-333/1 | 2-46/0 | 1-7/0 | 9-110/1 | 7-57/0 | 6-113/0 |
| Quincy Skinner Jr. | 12-170/1 | 4-72/1 | 2-14/0 | 2-37/0 | 1-9/0 | 3-38/0 |
| Junior Sherrill | 9-149/2 | 3-34/0 | 1-17/0 | 2-36/1 | 1-17/0 | 2-45/1 |
| Sedrick Alexander | 8-71/1 | 2-19/1 | 1-1/0 | 2-19/0 | 1-8/0 | 2-24/0 |
| AJ Newberry | 3-75/0 | - | - | 1-53/0 | 1-8/0 | 1-14/0 |
| Cole Spence | 3-41/1 | - | 1-17/1 | DNP | 1-12/0 | 1-12/0 |
| Tristen Brown | 3-27/0 | - | 3-27/0 | - | DNP | DNP |
| Loic Fouonji | 2-28/0 | 1-19/0 | 1-9/0 | - | - | - |
| Joseph McVay | 1-65/1 | DNP | DNP | DNP | 1-65/1 | DNP |
| Richie Hoskins | 1-14/0 | - | - | 1-14/0 | - | - |
| Dariyan Wiley | 1-8/0 | DNP | 1-8/0 | - | - | - |
| Kamrean Johnson | 1-6/1 | - | - | - | - | 1-6/1 |
| Gabe Fisher | 1-2/1 | - | - | - | 1-2/1 | - |
| Nate Johnson | 1-1/0 | - | - | 1-1/0 | DNP | - |

TACKLES GAME-BY-GAME

Total Tackles

| Player | S-A | Total | VT | Alcorn | GSU | MO | UA |
|---------------------|-------|-------|-----|--------|-----|-----|-----|
| Langston Patterson | 16-20 | 36 | 4-6 | 1-0 | 4-3 | 5-6 | 2-5 |
| Bryan Longwell | 14-21 | 35 | 2-7 | 0-2 | 1-3 | 6-6 | 5-3 |
| Randon Fontenette | 12-12 | 24 | 4-1 | 1-1 | 4-4 | 3-5 | 0-1 |
| Miles Capers | 11-11 | 22 | 4-3 | 0-3 | 2-2 | 4-3 | 1-0 |
| Aeneas DiCosmo | 7-11 | 18 | 0-2 | 3-4 | 1-2 | 2-3 | 1-0 |
| CJ Taylor | 11-4 | 15 | 6-1 | 2-1 | 3-0 | 0-2 | - |
| De'Rickey Wright | 11-4 | 15 | 2-0 | - | 3-3 | 3-1 | 3-0 |
| Glenn Seabrooks III | 9-6 | 15 | 1-2 | 2-0 | 5-1 | 0-3 | 1-0 |
| Martel Hight | 11-3 | 14 | 2-0 | - | 0-1 | 6-1 | 3-1 |
| Kolbey Taylor | 11-1 | 12 | - | DNP | 6-1 | 3-0 | 2-0 |
| Nick Rinaldi | 6-5 | 11 | 1-2 | 2-0 | 1-2 | 0-1 | 2-0 |
| Christian James | 6-5 | 11 | 0-1 | 0-1 | 3-0 | 2-1 | 1-2 |
| Marlen Sewell | 5-5 | 10 | - | 1-0 | 3-0 | 0-5 | 1-0 |
| De'Marion Thomas | 5-5 | 10 | 1-2 | - | 2-2 | 1-1 | 1-0 |
| Yilanan Ouattara | 3-7 | 10 | 1-0 | 1-3 | 1-1 | 0-2 | 0-1 |
| Prince Kollie | 2-6 | 8 | - | 1-4 | 1-0 | 0-2 | - |
| Tyson Russell | 4-3 | 7 | 1-1 | 1-1 | 1-0 | 1-1 | - |
| Zaylin Wood | 2-5 | 7 | 2-5 | - | - | DNP | DNP |
| Linus Zunk | 3-2 | 5 | 2-1 | 1-0 | 0-1 | - | - |
| Jailen Ruth | 4-0 | 4 | - | 2-0 | 1-0 | DNP | 1-0 |
| Dontae Carter | 3-1 | 4 | 1-0 | - | 1-0 | 0-1 | 1-0 |
| Bradley Mann | 2-2 | 4 | - | 1-2 | 1-0 | - | - |
| Boubacar Diakite | 3-0 | 3 | 2-0 | 1-0 | DNP | DNP | DNP |
| Khordae Sydnor | 2-1 | 3 | 1-0 | DNP | DNP | 1-0 | 0-1 |
| Steven Sannieniola | 1-2 | 3 | - | 1-1 | - | 0-1 | DNP |
| Trudell Berry | 2-0 | 2 | - | 1-0 | - | 1-0 | DNP |
| Jaylin Lackey | 1-1 | 2 | - | 0-1 | 1-0 | - | - |
| Bryce Cowan | 0-2 | 2 | - | 0-2 | - | - | - |
| Diego Pavia | 1-0 | 1 | - | - | 1-0 | - | - |
| Jeffrey Ugochukwu | 1-0 | 1 | - | 1-0 | - | - | DNP |
| Jalen Gilbert | 1-0 | 1 | - | 1-0 | - | - | - |
| Will Faris | 1-0 | 1 | - | - | - | 1-0 | DNP |
| Devin Lee | 1-0 | 1 | - | - | - | 1-0 | DNP |
| Mason Carter | 0-1 | 1 | DNP | 0-1 | DNP | DNP | DNP |
| Moni Jones | 0-1 | 1 | - | - | - | 0-1 | - |
| Hayden Bray | 0-1 | 1 | DNP | 0-1 | DNP | DNP | DNP |

TACKLES FOR LOSS GAME-BY-GAME

| Player | UA-A | Total | VT | Alcorn | GSU | MO | UA |
|---------------------|------|-------|--------|--------|-------|-------|-------|
| Miles Capers | 3-3 | 4.5 | 2.0-10 | 0.5-1 | - | 1.0-1 | 1.0-8 |
| Bryan Longwell | 2-5 | 4.5 | 0.5-1 | 0.5-0 | 0.5-7 | 2.5-3 | 0.5-0 |
| Linus Zunk | 2-1 | 2.5 | 2.5-11 | - | - | - | - |
| Christian James | 2-0 | 2.0 | - | - | 1.0-2 | 1.0-6 | - |
| Khordae Sydnor | 2-0 | 2.0 | 1.0-7 | DNP | DNP | 1.0-5 | - |
| Aeneas DiCosmo | 1-2 | 2.0 | - | - | 0.5-7 | 0.5-1 | 1.0-3 |
| CJ Taylor | 1-1 | 1.5 | - | 1.5-3 | - | - | - |
| Randon Fontenette | 1-1 | 1.5 | - | 0.5-1 | - | 1.0-7 | - |
| Langston Patterson | 1-1 | 1.5 | 1.0-2 | - | - | - | 0.5-1 |
| Tyson Russell | 1-0 | 1.0 | - | - | 1.0-2 | - | - |
| Jeffrey Ugochukwu | 1-0 | 1.0 | - | 1.0-3 | - | - | DNP |
| Steven Sannieniola | 1-0 | 1.0 | - | 1.0-2 | - | - | DNP |
| Zaylin Wood | 1-0 | 1.0 | 1.0-5 | - | - | DNP | DNP |
| De'Rickey Wright | 1-0 | 1.0 | - | - | 1.0-2 | - | - |
| Prince Kollie | 1-0 | 1.0 | - | 1.0-3 | - | - | - |
| Nick Rinaldi | 1-0 | 1.0 | - | - | - | - | 1.0-3 |
| Glenn Seabrooks III | 1-0 | 1.0 | - | - | 1.0-1 | - | - |
| Yilanan Ouattara | 0-2 | 1.0 | - | - | - | 1.0-0 | - |

RETURNS GAME-BY-GAME

Punt Returns

| Player | No-Yds | VT | Alcorn | GSU | MO | UA |
|--------------|--------|------|--------|------|----|------|
| Martel Hight | 9-168 | 1-22 | 4-127 | 3-21 | - | 1--2 |

Kick Returns

| Player | No-Yds | VT | Alcorn | GSU | MO | UA |
|--------------------|--------|------|--------|------|----|-----|
| Junior Sherrill | 4-89 | 2-50 | 1-34 | - | - | 1-5 |
| Steven Sannieniola | 1--1 | - | - | 1--1 | - | DNP |

Interceptions Returns

| Player | No-Yds | VT | Alcorn | GSU | MO | UA |
|---------------------|--------|------|--------|-----|----|------|
| Randon Fontenette | 1-29 | - | - | - | - | 1-29 |
| CJ Taylor | 1-23 | - | 1-23 | - | - | - |
| Alan Wright | 1-18 | - | 1-18 | - | - | - |
| Glenn Seabrooks III | 1-15 | 1-15 | - | - | - | - |
| Bryan Longwell | 1-7 | - | - | 1-7 | - | - |

Fumble Returns

| Player | No-Yds | VT | Alcorn | GSU | MO | UA |
|------------------|--------|----|--------|-----|----|-----|
| Yilanan Ouattara | 1-0 | - | - | - | - | 1-0 |

PARTICIPATION

| ## | Player | GP-GS | VT | Alcorn | GSU | MO | UA |
|----|----------------------|-------|-------|--------|-------|-------|-------|
| 0 | Aeneas DiCosmo | 5/0 | XXX | XXX | XXX | XXX | XXX |
| 0 | Junior Sherrill | 5/4 | START | START | XXX | START | START |
| 1 | Dariyan Wiley | 4/0 | ... | XXX | XXX | XXX | XXX |
| 1 | CJ Taylor | 5/4 | START | START | START | XXX | START |
| 2 | Diego Pavia | 5/5 | START | START | START | START | START |
| 2 | Randon Fontenette | 5/5 | START | START | START | START | START |
| 3 | Quincy Skinner Jr. | 5/5 | START | START | START | START | START |
| 4 | Bryan Longwell | 5/5 | START | START | START | START | START |
| 5 | Richie Hoskins | 5/0 | XXX | XXX | XXX | XXX | XXX |
| 5 | Yilanan Ouattara | 5/2 | XXX | XXX | XXX | START | START |
| 6 | Kolbey Taylor | 4/3 | START | ... | XXX | START | START |
| 7 | Marlen Sewell | 5/1 | XXX | XXX | XXX | START | XXX |
| 7 | Drew Dickey | 0/0 | ... | ... | ... | ... | ... |
| 8 | Tyson Russell | 5/2 | XXX | START | START | XXX | XXX |
| 8 | Nate Johnson | 4/1 | XXX | XXX | START | ... | XXX |
| 9 | Eli Stowers | 5/2 | START | XXX | START | XXX | XXX |
| 10 | Langston Patterson | 5/5 | START | START | START | START | START |
| 10 | Whit Muschamp | 0/0 | ... | ... | ... | ... | ... |
| 11 | Loic Fouonji | 5/0 | XXX | XXX | XXX | XXX | XXX |
| 11 | Darren Agu | 2/0 | ... | XXX | ... | XXX | ... |
| 12 | Jeffrey Ugochukwu | 4/0 | XXX | XXX | XXX | XXX | ... |
| 12 | Brennan Storer | 0/0 | ... | ... | ... | ... | ... |
| 13 | Chase Gillespie | 3/0 | XXX | XXX | ... | ... | XXX |
| 14 | Steven Sannieniola | 4/0 | XXX | XXX | XXX | XXX | ... |
| 14 | Jérémy St-Hilaire | 0/0 | ... | ... | ... | ... | ... |
| 15 | Zaylin Wood | 3/3 | START | START | START | ... | ... |
| 15 | Jeremiah Dillon | 0/0 | ... | ... | ... | ... | ... |
| 16 | Cole Spence | 4/3 | START | XXX | ... | START | START |
| 17 | Mark Davis | 0/0 | ... | ... | ... | ... | ... |
| 18 | Hayden Moses | 0/0 | ... | ... | ... | ... | ... |
| 18 | Jalen Gilbert | 5/0 | XXX | XXX | XXX | XXX | XXX |
| 19 | De'Rickey Wright | 5/5 | START | START | START | START | START |
| 19 | Blaze Berlowitz | 0/0 | ... | ... | ... | ... | ... |
| 20 | Prince Kollie | 5/0 | XXX | XXX | XXX | XXX | XXX |
| 21 | Dontae Carter | 5/0 | XXX | XXX | XXX | XXX | XXX |
| 22 | Bryce Cowan | 5/0 | XXX | XXX | XXX | XXX | XXX |
| 23 | AJ Newberry | 5/1 | XXX | XXX | XXX | START | XXX |
| 24 | Nick Rinaldi | 5/0 | XXX | XXX | XXX | XXX | XXX |
| 25 | Martel Hight | 5/5 | START | START | START | START | START |
| 26 | Micah Bell | 0/0 | ... | ... | ... | ... | ... |
| 26 | Alvin Williamson Jr. | 0/0 | ... | ... | ... | ... | ... |
| 27 | Jaylin Lackey | 5/0 | XXX | XXX | XXX | XXX | XXX |
| 28 | Sedrick Alexander | 5/5 | START | START | START | START | START |
| 28 | Thomas Jones | 0/0 | ... | ... | ... | ... | ... |
| 29 | Miles Capers | 5/5 | START | START | START | START | START |
| 29 | Jesse Mirco | 5/0 | XXX | XXX | XXX | XXX | XXX |
| 30 | Trudell Berry | 4/0 | XXX | XXX | XXX | XXX | ... |
| 31 | Tate Hamby | 0/0 | ... | ... | ... | ... | ... |
| 32 | Mason Carter | 1/0 | ... | XXX | ... | ... | ... |
| 33 | Boubacar Diakite | 2/0 | XXX | XXX | ... | ... | ... |
| 33 | Moni Jones | 5/0 | XXX | XXX | XXX | XXX | XXX |
| 34 | Maurice Hampton Jr. | 2/0 | ... | ... | ... | XXX | XXX |
| 34 | Johann Cardenas | 0/0 | ... | ... | ... | ... | ... |
| 35 | Payne Daniel | 0/0 | ... | ... | ... | ... | ... |
| 36 | Alan Wright | 5/0 | XXX | XXX | XXX | XXX | XXX |
| 37 | Jailen Ruth | 4/0 | XXX | XXX | XXX | ... | XXX |
| 37 | Ty Burd | 0/0 | ... | ... | ... | ... | ... |
| 38 | Will Faris | 4/0 | XXX | XXX | XXX | XXX | ... |
| 39 | Jackson Heis | 0/0 | ... | ... | ... | ... | ... |
| 39 | Brail Lipford | 0/0 | ... | ... | ... | ... | ... |

PARTICIPATION

| ## | Player | GP-GS | VT | Alcorn | GSU | MO | UA |
|----|------------------------|-------|-------|--------|-------|-------|-------|
| 40 | Mason Rohmiller | 0/0 | ... | ... | ... | ... | ... |
| 40 | Jamison Curtis | 0/0 | ... | ... | ... | ... | ... |
| 41 | Jamezell Lassiter | 0/0 | ... | ... | ... | ... | ... |
| 42 | Jake Balis | 0/0 | ... | ... | ... | ... | ... |
| 42 | Callahan Blair | 0/0 | ... | ... | ... | ... | ... |
| 43 | Dominic Rezac | 1/0 | ... | XXX | ... | ... | ... |
| 43 | Will Conley | 0/0 | ... | ... | ... | ... | ... |
| 44 | Gabe Fisher | 5/2 | XXX | START | XXX | XXX | START |
| 45 | Emmanuel Adebisi | 5/1 | XXX | START | XXX | XXX | XXX |
| 45 | Ty Bartholomew | 1/0 | ... | XXX | ... | ... | ... |
| 46 | Mustafa Dannett | 0/0 | ... | ... | ... | ... | ... |
| 47 | Isaiah Fontan | 0/0 | ... | ... | ... | ... | ... |
| 48 | Julian Ashby | 5/0 | XXX | XXX | XXX | XXX | XXX |
| 48 | Larry Benton III | 0/0 | ... | ... | ... | ... | ... |
| 49 | Simeon Boulware | 0/0 | ... | ... | ... | ... | ... |
| 50 | Chase Mitchell | 5/5 | START | START | START | START | START |
| 51 | Daniel Gaw | 2/0 | ... | XXX | ... | XXX | ... |
| 52 | Kevo Wesley | 5/4 | START | START | START | START | XXX |
| 53 | Glenn Seabrooks III | 5/0 | XXX | XXX | XXX | XXX | XXX |
| 54 | Steven Hubbard | 5/4 | XXX | START | START | START | START |
| 55 | Gunnar Hansen | 5/5 | START | START | START | START | START |
| 57 | Max Fisher | 0/0 | ... | ... | ... | ... | ... |
| 58 | Carson Casteel | 2/0 | ... | XXX | ... | XXX | ... |
| 60 | Duncan MacDonald | 0/0 | ... | ... | ... | ... | ... |
| 62 | CJ Williams | 0/0 | ... | ... | ... | ... | ... |
| 63 | Jacob Katona | 0/0 | ... | ... | ... | ... | ... |
| 64 | Delfin Xavier Castillo | 5/2 | START | XXX | XXX | XXX | START |
| 66 | Anthony Miles | 0/0 | ... | ... | ... | ... | ... |
| 68 | Steven Losoya | 5/5 | START | START | START | START | START |
| 69 | Cooper Starks | 0/0 | ... | ... | ... | ... | ... |
| 70 | Cade McConnell | 4/0 | XXX | XXX | ... | XXX | XXX |
| 71 | Gage Pitchford | 4/0 | ... | XXX | XXX | XXX | XXX |
| 72 | Josh Raymond | 0/0 | ... | ... | ... | ... | ... |
| 73 | Charlie Clark | 5/0 | XXX | XXX | XXX | XXX | XXX |
| 74 | Cameron Bosen | 0/0 | ... | ... | ... | ... | ... |
| 75 | Misael Sandoval | 5/0 | XXX | XXX | XXX | XXX | XXX |
| 76 | Grayson Morgan | 0/0 | ... | ... | ... | ... | ... |
| 77 | David Siegel | 0/0 | ... | ... | ... | ... | ... |
| 78 | Keegan Wechsler | 0/0 | ... | ... | ... | ... | ... |
| 79 | Conor Weasler | 0/0 | ... | ... | ... | ... | ... |
| 80 | Tristen Brown | 3/0 | XXX | XXX | XXX | ... | ... |
| 81 | Hutch Baird | 0/0 | ... | ... | ... | ... | ... |
| 82 | Brycen Coleman | 1/0 | ... | ... | ... | XXX | ... |
| 83 | Derek Kee | 0/0 | ... | ... | ... | ... | ... |
| 84 | Kamrean Johnson | 5/1 | XXX | XXX | START | XXX | XXX |
| 85 | Landon Wells | 1/0 | ... | XXX | ... | ... | ... |
| 86 | Witt Edwards | 0/0 | ... | ... | ... | ... | ... |
| 87 | Joseph McVay | 1/0 | ... | ... | ... | XXX | ... |
| 88 | Brock Taylor | 5/0 | XXX | XXX | XXX | XXX | XXX |
| 88 | Boski Barrett | 0/0 | ... | ... | ... | ... | ... |
| 89 | Tyler Fortenberry | 0/0 | ... | ... | ... | ... | ... |
| 90 | Ted Gregoire | 1/0 | ... | XXX | ... | ... | ... |
| 91 | Christian James | 5/1 | XXX | START | XXX | XXX | XXX |
| 92 | Evan Herrmann | 0/0 | ... | ... | ... | ... | ... |
| 94 | Bradley Mann | 5/0 | XXX | XXX | XXX | XXX | XXX |
| 95 | Linus Zunk | 5/1 | XXX | XXX | START | XXX | XXX |
| 96 | Khordae Sydnor | 3/3 | START | ... | ... | START | START |
| 97 | Hayden Bray | 1/0 | ... | XXX | ... | ... | ... |
| 98 | De'Marion Thomas | 5/5 | START | START | START | START | START |
| 99 | Devin Lee | 4/0 | XXX | XXX | XXX | XXX | ... |

THE LAST TIME

VANDERBILT

| | |
|---------------------------------------|--|
| Accounted for three or more TDs | Diego Pavia vs. Virginia Tech (3 • 8.31.24) |
| Accounted for four or more TDs | AJ Swann at Northern Illinois (4 • 9.17.22) |
| Three passing touchdowns | AJ Swann at UNLV (3 • 9.16.23) |
| Four or more passing touchdowns | AJ Swann at Northern Illinois (4 • 9.17.22) |
| Five or more passing touchdowns | Johnny McCrary vs. Old Dominion (5 • 11.1.14) |
| 200 or more passing yards | Diego Pavia vs. Alabama (252 • 10.5.24) |
| 300 or more passing yards | AJ Swann at Wake Forest (314 • 9.9.23) |
| 400 or more passing yards | Kyle Shurmur vs. Tennessee (416 • 11.26.16) |
| Completion of 50 yards or more | Diego Pavia to Joseph McVay at Missouri (65 • 9.21.21) |
| Completion of 70 yards or more | Ken Seals to Will Sheppard at Florida (85 • 10.7.23) |
| 100 or more rushing yards | Diego Pavia vs. Virginia Tech (104 • 8.31.24) |
| 200 or more rushing yards | Ke'Shawn Vaughn vs. Baylor (243 • 12.27.18) |
| 300 or more rushing yards | Frank Mordica vs. Air Force (321 • 11.18.78) |
| Rush of 70 yards or more | Mike Wright at Hawai'i (87 • 8.27.22) |
| Three or more rushing touchdowns | Ke'Shawn Vaughn at Arkansas (3 • 10.27.18) |
| 100 or more receiving yards | Eli Stowers vs. Alabama (113 • 10.5.24) |
| 200 or more receiving yards | Trent Sherfield vs. Austin Peay (240 • 9.1.15) |
| Two touchdown receptions | Will Sheppard at Wake Forest (2 • 9.9.23) |
| Three or more touchdown receptions | Earl Bennett vs. Richmond (3 • 9.1.07) |
| Kickoff return for touchdown | Jayden McGowan vs. Hawai'i (97 • 8.26.23) |
| Punt return for touchdown | Martel Hight vs. Alcorn State (57 • 9.7.24) |
| Interception return for touchdown | Randon Fontenette vs. Alabama (29 • 10.5.24) |
| Fumble return for touchdown | Wesley Schelling vs. Florida (0 yards • 11.19.22) |
| Three or more field goals made | Jacob Borcila at UNLV (3 • 9.16.23) |
| 50-yard field goal made | Brock Taylor vs. Alabama (51 • 10.5.24) |
| Punt of at least 60 yards | Jesse Mirco vs. Alcorn State (69 • 9.7.24) |
| Punt of at least 70 yards | Matthew Hayball vs. Hawai'i (71 • 8.26.23) |
| 10 or more tackles | B. Longwell/L. Patterson at Missouri (12/11 • 9.21.24) |
| Three or more tackles for loss | Langston Patterson at Ole Miss (3 • 10.28.23) |
| Forced multiple fumbles | LaDarius Wiley at Missouri (2 • 11.10.18) |
| Two or more sacks | CJ Taylor at Wake Forest (2 • 9.9.23) |
| Three or more sacks | Charles Wright at Middle Tennessee (3.0 • 9.2.17) |
| Two or more interceptions | De'Rickey Wright vs. Hawai'i (2 • 8.26.23) |
| Blocked punt | Langston Patterson vs. Alabama A&M (9.2.23) |
| Blocked two punts | Bryan Longwell & Langston Patterson vs. Alabama A&M (9.2.23) |
| Blocked punt returned for touchdown | Stephen Weatherly vs. UMass (11 • 9.13.14) |
| Blocked punt for safety | Bryan Longwell vs. Alabama A&M (9.02.23) |
| Blocked field goal | Nate Clifton at Kentucky (11.12.22) |
| Blocked PAT | Nifae Lealao at Middle Tennessee (9.2.17) |
| Safety | Bryan Longwell • Blocked Punt vs. Alabama A&M (9.2.23) |
| 30 or more first downs | at Mississippi State (30 • 11.7.20) |
| 500 or more yards of total offense | at Hawai'i (601 • 8.27.22) |
| 300 or more passing yards | at UNLV (337 • 9.16.23) |
| 400 or more passing yards | at Purdue (420 • 9.7.19) |
| 200 or more rushing yards | vs. Alcorn State (242 • 9.7.24) |
| 300 or more rushing yards | at Hawai'i (404 • 8.27.22) |
| 400 or more rushing yards | at Hawai'i (404 • 8.27.22) |
| 40 points or more | vs. Alabama (40 • 10.5.24) |
| Held opponent under 100 total yards | vs. Alcorn State (71 • 9.7.24) |
| Held opponent under 200 total yards | vs. Alcorn State (71 • 9.7.24) |
| Held opponent under 250 total yards | vs. Alcorn State (71 • 9.7.24) |
| Held opponent under 100 rushing yards | vs. Alabama (84 • 10.5.24) |
| Held opponent under 100 passing yards | vs. Alcorn State (31 • 9.7.24) |
| Shut out opponent | vs. Alcorn State (9.7.24) |

OPPONENTS

| | |
|---|---|
| Accounted for three or more TDs | Christian Veilleux • Georgia State (3 • 9.14.24) |
| Accounted for four or more TDs | Brady Cook • Missouri (4 • 9.30.23) |
| Three passing touchdowns | Joe Milton III • Tennessee (4 • 11.25.23) |
| Four or more passing touchdowns | Joe Milton III • Tennessee (4 • 11.25.23) |
| 200 or more passing yards | Jalen Milroe • Alabama (310 • 10.5.24) |
| 300 or more passing yards | Jalen Milroe • Alabama (310 • 10.5.24) |
| 400 or more passing yards | Anthony Richardson • Florida (400 • 11.19.22) |
| Completion of 50 yards or more | Jalen Milroe to Ryan Williams • Alabama (58 • 10.5.24) |
| Completion of 70 yards or more | Anthony Richardson to Daejon Reynolds • Florida (74 • 11.19.22) |
| 100 or more rushing yards | Nate Noel • Missouri (199 • 9.21.24) |
| 200 or more rushing yards | Tyler Badie • Missouri (254 • 10.30.21) |
| Three or more rushing touchdowns | Larry Rountree • Missouri (3 • 11.28.20) |
| Rush of 70 yards or more | Mario Anderson • South Carolina (72 • 11.11.23) |
| 100 or more receiving yards | Ted Hurst • Georgia State (128 • 9.14.24) |
| 200 or more receiving yards | Jonathan Mingo • Ole Miss (247 • 10.8.20) |
| Two touchdown receptions | Lurther Burden • Missouri (2 • 9.21.24) |
| Three or more touchdown receptions | Elijah Moore • Ole Miss (3 • 9.21.19) |
| Kickoff return for touchdown | Nyheim Hines • NC State (100 • 12.26.16) |
| Punt return for touchdown | Dee Williams • Tennessee (73 • 11.26.22) |
| Interception return for touchdown | Maxwell Hariston • Kentucky 2x (29 • 54 • 9.23.23) |
| Fumble return for touchdown | Jerrae Williams • UNLV (41 • 9.16.23) |
| Three or more field goals made | Blake Craig • Missouri (3 • 9.21.24) |
| 50-yard field goal made | Blake Craig • Missouri (54 • 9.21.24) |
| Punt of at least 70 yards | Kai Kroeger • South Carolina (70 • 10.16.21) |
| 10 or more tackles | J. Campbell/M. Moore/D. Lawson • Alabama (12/10/10 • 10.5.24) |
| Three or more tackles for loss | Quandarius Robinson • Alabama (3 • 10.5.24) |
| Two or more sacks | Kevin Swint • Georgia State (2 • 9.14.24) |
| Two or more interceptions | Trey Washington • Ole Miss (2 • 10.28.23) |
| Blocked punt | Keenan Nelson Jr. • South Carolina (11.11.23) |
| Blocked punt returned for touchdown | Keenan Nelson Jr. • South Carolina (18 • 11.11.23) |
| Blocked field goal | Sharrif Floyd • Florida (11.5.11) |
| Blocked PAT | D.J. Wonnum • South Carolina (10.28.17) |
| Safety | Marquis Haynes • Ole Miss (10.14.17) |
| 30 or more first downs | Tennessee (31 • 11.25.23) |
| 500 or more yards of total offense | Tennessee (617 • 11.25.23) |
| 300 or more passing yards | Alabama (310 • 10.5.24) |
| 400 or more passing yards | Tennessee (449 • 11.25.22) |
| 200 or more rushing yards | Missouri (216 • 9.21.24) |
| 300 or more rushing yards | Tennessee (362 • 11.26.22) |
| 400 or more rushing yards | Kentucky (401 • 11.16.19) |
| 40 points or more | Tennessee (48 • 11.25.23) |
| Held Vanderbilt under 200 total yards | Georgia (150 • 10.15.22) |
| Held Vanderbilt under 100 rushing yards | Tennessee (78 • 11.25.23) |
| Held Vanderbilt under 100 passing yards | Ole Miss (60 • 10.28.23) |
| Shut out Vanderbilt | Tennessee (11.26.22) |