

VANDERBILT

BASKETBALL

2021-22 Schedule

November

Wed.	Nov. 10	Alabama State [SECN+]	W, 91-72
Sun.	Nov. 14	Texas State [SECN+]	W, 79-60
Wed.	Nov. 17	VCU [SECN+]	L, 37-48
Sat.	Nov. 20	Winthrop [SECN+]	W, 77-63
Wed.	Nov. 24	at Pittsburgh [ACCN]	W, 68-52
Mon.	Nov. 29	Mississippi Valley State [SECN+]	W, 75-36

December

Sat.	Dec. 4	at SMU [ESPN+]	L, 72-84
Tue.	Dec. 7	Temple [SECN+]	L, 68-72 (OT)
Fri.	Dec. 10	Loyola Chicago [SECN+]	7 p.m.
Sat.	Dec. 18	Austin Peay [SECN]	1:30 p.m.
Thu.	Dec. 23	at Hawaii** [ESPN2 or ESPN2]	12 a.m.
TBA	Dec. 23/24	vs. BYU or South Florida**	TBA
Sat.	Dec. 25	vs. Championship/Consolations**	TBA

January

Tue.	Jan. 4	at Arkansas* [SECN]	7:30 p.m.
Sat.	Jan. 8	South Carolina* [ESPN2]	11 a.m.
Tue.	Jan. 11	Kentucky* [ESPN2]	6 p.m.
Sat.	Jan. 15	at Georgia* [ESPN2]	6 p.m.
Tue.	Jan. 18	Tennessee* [SECN]	8 p.m.
Sat.	Jan. 22	at Florida* [SECN]	12 p.m.
Wed.	Jan. 26	at South Carolina* [ESPN2]	6 p.m.
Sat.	Jan. 29	Georgia* [SECN]	5 p.m.

February

Wed.	Feb. 2	at Kentucky* [SECN]	6 p.m.
Sat.	Feb. 5	LSU* [SECN]	5 p.m.
Tue.	Feb. 8	Missouri* [SECN]	8 p.m.
Sat.	Feb. 12	at Tennessee* [SECN]	5 p.m.
Wed.	Feb. 16	at Auburn* [SECN]	8 p.m.
Sat.	Feb. 19	Texas A&M* [SECN]	5 p.m.
Tue.	Feb. 22	Alabama* [SECN]	8 p.m.
Sat.	Feb. 26	at Mississippi State* [SECN]	12 p.m.

March

Tue.	March 1	Florida* [SECN]	7:30 p.m.
Sat.	March 5	at Ole Miss* [SECN]	5 p.m.
	March 9-13	SEC Tournament [^] [SECN]...	TBA

**Hawaiian Airlines Diamond Head Classic (Honolulu, Hawaii)

[^]SEC Tournament (Tampa, Fla.)

*SEC contest • All times CT

Follow the Commodores

Twitter/Instagram: @VandyMBB

Facebook: VandyMensBasketball

Web: VUCommodores.com

SID Contact

SID: Gavin Nevill

Cell: 610-442-3431

Email: gavin.nevill@vanderbilt.edu

Address: 2601 Jess Neely Dr., Nashville, TN, 37212



Vanderbilt Commodores (5-3)

vs. Loyola Chicago Ramblers (8-2)

Dec. 10, 2021 • 7 p.m. • Memorial Gymnasium • Nashville, Tenn.

TV: SEC Network+ • Andrew Allegretta (play-by-play), Shan Foster (analyst)

Radio/Tuneln: WQZQ 830 AM, 93.3 FM, 101.9 FM

Kevin Ingram (play-by-play), Tim Thompson (analyst)

Series Reconnaissance

★ Vanderbilt is 0-4 in the all-time series versus Loyola Chicago.

★ The first meeting between the two sides was during the 1926-27 season when Vanderbilt fell by a 31-7 final score in Chicago.

★ The last time the two met was Dec. 18, 2019 - a 78-70 loss - during Jerry Stackhouse's first season with the Commodores. Then-freshmen Scotty Pippen Jr. (13 points, three rebounds) and Jordan Wright (one point, one rebound) are the only current Commodores who played in the 2019 meeting.

★ Vandy is 10-12 against teams that make up the Missouri Valley.

Looking Astern

★ Vanderbilt looks to snap a two-game slide, falling at SMU on Dec. 4 and at home to Temple on Dec. 7.

★ SEC Preseason Player of the Year Scotty Pippen Jr. leads the Dores with 16.8 ppg and is coming off a 16-point performance against Temple that included a buzzer-beating 3 to send the game to overtime.

★ Vandy has had four different players score at least 20 points in a game this season - tied for the second-most in the nation. The Dores who accomplished the feat are Scotty Pippen Jr. (twice), Jordan Wright (once), Tyrin Lawrence (once) and Myle Stute (once).

A Vandy Victory Would...

... give the Dores their first win over Loyola Chicago.

... improve Vandy to 10-12 all-time versus teams from the Missouri Valley Conference.

... be better than a loss.

On Deck

★ Vanderbilt hosts Austin Peay on Dec. 18.

Projected Lineup

Starters

No.	Name	Ht.	Yr.	Pos.	Notes/Stats
0	Tyrin Lawrence	6-4	So.	G	Started first eight games, first games since Jan. 9 (torn ACL)
2	Scotty Pippen, Jr.	6-3	Jr.	G	SEC Preseason Player of the Year
4	Jordan Wright	6-6	Jr.	G/F	Started last 23 games, double figures in 11 of last 15
10	Myles Stute	6-7	So.	F	2nd on team with 16 3s; double figures twice in 21-22
42	Quentin Millora-Brown	6-10	Sr.	F	T-2nd on team with 15 assists, Rice transfer

Off the Bench

	Name	Ht.	Yr.	Pos.	Notes/Stats
5	Shane Dezonie	6-5	Fr.	G	Top 100 & four-star recruit; Prepped at Brewster Academy
11	Gabe Dorsey	6-6	So.	G/F	Four-star recruit; Prepped at Hill School (Pa.)
12	Trey Thomas	5-11	So.	G	One of two Dores to play all 25 games last season
15	Terren Frank	6-8	So.	F	Transfer from TCU; high school teammate with Pippen
20	Max Adelman	6-5	So.	G/F	Memphis native, walk-on, nicknamed The Guru
22	Graham Calton	6-5	Fr.	G	Walk-on, Charlotte native, 2021 first-team all-state
23	Jamaine Mann	6-6	So.	G	Double-double in Vandy debut, Gardner-Webb transfer
33	Drew Weikert	6-0	Sr.	G	Walk-on, career-high five points in season opener

Out

	Name	Ht.	Yr.	Pos.	Notes/Stats
3	Rodney Chatman	6-1	Gr.	G	Grad transfer from Dayton, out 4-6 weeks (knee)
21	Liam Robbins	7-0	Gr.	C	Grad transfer from Minnesota, week-to-week (foot)

Numerical Roster

NO.	NAME	PRONUNCIATION	POS.	CLASS	HT.	WT.	HOMETOWN (PREVIOUS SCHOOL)
0	Tyrin Lawrence		G	So.	6-4	195	Monticello, Ga. (Morgan County)
2	Scotty Pippen Jr.		G	Jr.	6-3	185	Los Angeles, Calif. (Sierra Canyon)
3	Rodney Chatman		G	Gr.	6-1	215	Lithonia, Ga. (Dayton)
4	Jordan Wright		G/F	Jr.	6-6	215	Baton Rouge, La. (Dunham)
5	Shane Dezonie	duh-ZOE-nee	G	Fr.	6-5	215	Tobyhanna, Pa. (Brewster Academy)
10	Myles Stute	STU-dee	F	So.	6-7	210	Washington, D.C. (Gonzaga College HS)
11	Gabe Dorsey		W	Fr.	6-6	215	Westminster, Md. (The Hill School)
12	Trey Thomas		G	So.	5-11	160	Durham, Ontario, Canada (Crestwood Prep)
15	Terren Frank		F	So.	6-8	240	Los Angeles, Calif. (TCU)
20	Max Adelman	AY-dul-min	G/F	So.	6-5	205	Memphis, Tenn. (The Hun School)
21	Liam Robbins		C	Gr.	7-0	250	Davenport, Iowa (Minnesota)
22	Graham Calton		G	Fr.	6-5	200	Charlotte, N.C. (Charlotte Latin School)
23	Jamaine Mann		G	So.	6-6	230	Hampton, Ga. (Gardner-Webb)
33	Drew Weikert	WHY-kert	G	Sr.	6-0	170	Nashville, Tenn. (Montgomery Bell Academy)
42	Quentin Millora-Brown	mil-LORE-uh	F	Sr.	6-10	235	Lorton, Va. (Rice)

Coaching Staff

Head Coach – Jerry Stackhouse, third season (North Carolina, 1999)

Associate Head Coach – Ed Conroy, first season (The Citadel, 1989)

Associate Head Coach – Michael Curry, first season (Georgia Southern, 1990)

Assistant Coach – Adam Mazarei, third season (Redlands, 2006) - *muh-ZAHR-ee (rhymes with Ferrari)*

Support Staff

Chief of Staff – Adell Harris, third season (Wake Forest, 2002)

Special Assistant to the Head Coach – Nicki Gross, third season (Seton Hall, 2011)

General Manager – Andy Fox, third season (Cornell [Iowa], 2004; Tennessee, 2006)

Director of Player Personnel – Joey Cantafio, first season (Hampden-Sydney College, 2011)

Director of Scouting and Recruiting – James Strong, fourth season (Vanderbilt, 2000)

Director of Operations – Shasha Brown, third season (Wesleyan, 2013)

Digital and Video Coordinator – Patrick Reilingh, first season (Louisville, 2014; Louisville, 2016)

Strength and Conditioning – Dr. Carlos Daniel, third season (Washington State, 1998)

Athletic Trainer – Brandon Wells, fourth season (UW Stevens Point, 2007)

Vanderbilt Quick Facts

Name	Vanderbilt University
Nickname	Commodores
Location	Nashville, Tenn.
Founded	1873
Enrollment	6,781
School Colors	Black and Gold
Chancellor	Daniel Diermeier
Faculty Representative	Trace Wilgus
Athletics Director	Dr. Candice Storey Lee
Conference	Southeastern (SEC)
Home Arena (Capacity)	Memorial Gym (14,326)

2020-21 Record	9-16
2020-21 SEC Record/Finish	3-13/13th
Starters Returning/Lost	3/2

First Year of Basketball	1900
--------------------------	------

ENTERING THE 2021-22 SEASON

Overall All-Time Record	1,631-1,194 (.577)
Overall SEC Record	257-262 (.496)
Record at Memorial	818-254 (.769)
NCAA Tournaments (Last)	15 (2017)
Overall NCAA Tournament Record	10-16 (.385)

Roster Breakdown

Academic Class Year

Freshmen (3): Calton, Dezonie, Dorsey

Sophomores (5): Adelman, Frank, Lawrence, Stute, Thomas

Juniors (2): Pippen Jr., Wright

Seniors (2): Millora-Brown, Weikert

Graduates (2): Chatman, Robbins

State/Country

California (2): Frank, Pippen Jr.

Georgia (3): Chatman, Lawrence, Mann

Iowa (1): Robbins

Louisiana (1): Wright

Maryland (1): Dorsey

North Carolina (1): Calton

Pennsylvania (1): Dezonie

Tennessee (2): Adelman and Weikert

Virginia (1): Millora-Brown

Washington, D.C. (1): Stute

--

Canada (1): Thomas

Major


Human and Organizational Development (1): Wright

Human Development Studies (2): Chatman, Robbins

Medicine, Health and Society (1): Weikert

Mechanical Engineering (1): Millora-Brown

Sociology (1): Pippen Jr.



JERRY STACKHOUSE

- ★ Third Season
- ★ North Carolina (1999)
- ★ 28th Head Coach in program history
- ★ Native of Kinston, N.C.

JERRY STACKHOUSE QUOTABLE

- ★ "We really want to help Scotty. I want to make it our business to make Scotty a first round pick."
 - ★ On Scotty Pippen Jr. returning for his junior season
- ★ "I'm going to be suited and booted. Coach Dean Smith approached it as a business, and I'm going to always honor him by wearing suits on the sideline."
 - ★ On his suits during the games

OTHER

- ★ Enjoys grilling and has held multiple tailgates at Vanderbilt football games for fans
- ★ Has performed the National Anthem at Vanderbilt baseball games as well as other events

VANDERBILT CAREER

★ Overall: 25-40	YEAR	RECORD	SEC	SEC TOUR
★ SEC: 6-28	2019-20	11-21	3-15	0-1
★ SEC Tournament: 1-2	2020-21	9-16	3-13	1-1
	2021-22	5-3	0-0	0-0

EDUCATION

- ★ North Carolina (1999) - Bachelor's Degree in African American Studies
- ★ Harvard Business School (2017) - Business of Entertainment, Media and Sports executive education program

PREVIOUS COACHING STOPS

YEAR	TEAM	POSITION	RECORD	NOTE
2015-16	Toronto Raptors (NBA)	Assistant Coach		
2016-17	Raptors 905 (G-League)	Head Coach	39-11	G-League Champions
2017-18	Raptors 905 (G-League)	Head Coach	31-19	G-League Finals
2018-19	Memphis Grizzlies (NBA)	Assistant Coach		

NOTES

- ★ One of **3** active NCAA Division I head coaches who was a top three of the NBA Draft pick.
 - ★ Jerry Stackhouse 3rd - 1995; Penny Hardaway 3rd - 1993; Patrick Ewing 1st - 1985
- ★ One of **7** active NCAA Division I head coaches who was consensus First Team All-Americans in college
 - ★ Jerry Stackhouse (Vanderbilt), Steve Alford (Nevada), Johnny Dawkins (UCF)
 - Juan Dixon (Coppin State), Patrick Ewing (Georgetown), Penny Hardaway (Memphis)
 - Bobby Hurley (Arizona State)
- ★ One of **24** active NCAA Division I head coaches who played in a Final Four
- ★ Had **2** players selected in the 2020 NBA Draft during his time at Vanderbilt
 - ★ Aaron Nesmith (Boston Celtics - 1st round - 14th overall)
 - ★ Saben Lee (Utah Jazz - 2nd round - 38th overall) *Lee plays for Detroit Pistons
- ★ Coached future NBA stars Pascal Siakam and Fred VanVleet during time as head coach of the G-League's Raptors 905
- ★ Only Michael Jordan teammate to finish a season with a higher scoring average than Jordan. Stackhouse averaged 21.5 points per game for the Washington Wizards during the 2003-04 season, while Jordan - in his final NBA season - put up 20.0 per game.

COLLEGE PLAYING CAREER

- ★ Played for legendary coach Dean Smith at North Carolina
- ★ 19.2 points and 8.2 rebounds per game as a sophomore in 1994-95
- ★ 1995 Sports Illustrated National Player of the Year
- ★ 1995 First Team All-America and First Team All-ACC
- ★ Led UNC to the 1995 NCAA Final Four

PRO CAREER

- ★ Third overall pick in the 1995 NBA Draft by the Philadelphia 76ers
- ★ Played 18 NBA seasons for eight teams (Philadelphia, Detroit, Washington, Dallas, Milwaukee, Miami, Atlanta, Brooklyn)
- ★ Two-time NBA All-Star with Detroit Pistons (2000, 2001)
- ★ Averaged 29.8 points per game during the 2000-01 season with Detroit
- ★ Played in the 2006 NBA Finals with Dallas

Constants

- ★ Vanderbilt has used the same starting lineup in every game—Pippen, Wright, Millora-Brown, Lawrence and Stute. Last season, Vanderbilt used 18 different starting lineups in its 25 games (14 different Commodores started at least one game).
- ★ Jordan Wright has the longest active games started streak for Vanderbilt at 23 in a row.
- ★ Trey Thomas continued Vanderbilt's longest active games played streak at 33 in a row (every game over the past two seasons).

In the Nation

- ★ Vanderbilt ranks in the top 50 in the nation for these statistical categories.
 - ★ Scoring Defense - 43rd - 60.9 ppg
 - ★ FG percentage defense - 21st - 37.5 percent

Keys to Victory

- ★ Dating back to last season, Vanderbilt is 14-3 when tied or leading at the half and 0-16 when trailing at the break.
- ★ Dating back to last season, Vanderbilt is 11-3 when scoring 75 or more and 3-15 when scoring less than 75.
- ★ Vanderbilt has hit the 80-point mark 15 times in the Coach Stackhouse era with a 12-3 record in those games, including 12-1 in regulation (only regulation loss was Jan. 9, 2021 against Mississippi State, 84-81). In four of the six SEC wins under Coach Stackhouse, Vanderbilt has eclipsed that 80-point mark.

Fire Away

- ★ Vanderbilt has made at least two 3s in every game in 2021-22 and has done so in 47 consecutive games dating back to Jan. 25, 2020 when the Commodores were held without a 3 for the first time in 1,080 games.
- ★ The Commodores ranked second in the SEC in made 3s per game (9.3) last season.

Pippen Preseason Prognostications

- ★ Junior guard Scotty Pippen Jr. earned several preseason honors this offseason, including:
 - ★ NABC Player of the Year watch list
 - ★ Wooden Award watch list
 - ★ Lute Olson National Player of the Year watch list
 - ★ Naismith Trophy watch list
 - ★ Bob Cousy Award preseason watch list
 - ★ Preseason SEC Player of the Year
 - ★ Preseason First-Team All-SEC (media and coaches)

Pippen Points

- ★ Scotty Pippen Jr. is now 25 points from reaching 1,000 for his career (currently at 975).
- ★ Pippen was second in the SEC last season with 20.8 points per game and 4.9 assists per game.
- ★ Pippen set the school scoring record for a sophomore (20.8 ppg) and was third in the NCAA among sophomores in scoring—first among power conference players.
- ★ Pippen also finished ninth in school history with 4.9 assists per game last season, was seventh all-time among Vandy sophomores with 457 points, and finished with the 10th-most assists (107) by a sophomore at Vanderbilt.
- ★ Pippen finished seventh in the nation with 142 made free throws and third in the NCAA with 6.5 made free throws per game. Only five players in the country got to the line more often than Pippen's 7.6 free throw attempts per game.
- ★ Pippen scored at least 20+ points 12 times and 30+ points three times last season, including a career-high 36 at Cincinnati. He matched or upped his career-high point total on six different occasions in 2020-21, and led the team in scoring 13 times, while also leading the Commodores in assists 17 times in his 22 games played.

Infirmity

- ★ Both graduate transfers will miss the start of the season due to injury. Dayton transfer, Rodney Chatman, suffered a knee injury the week prior to the start of the season and is expected to miss at least a month. Minnesota transfer, Liam Robbins, is recovering from a foot injury and remains week-to-week to make his Commodore debut.
- ★ Last season, Vanderbilt had 12 of its 17 players miss games due to injury or illness. In all, the Commodores amassed 62 missed games: Odusipe (2), Wright (2), Harvey (2), Pippen (3), Millora-Brown (3), Weikert (3), McBride (3), Stute (4), Disu (7), Albert (7), Brown (8), Lawrence (17).

Graduate Transfers

- ★ Seven-foot center Liam Robbins, who was named to the Kareem Abdul-Jabbar Center of the Year award watch list, joined the Commodores after earning his degree in business marketing and education from the University of Minnesota where he led the Big Ten and ranked 10th in the nation in blocks last season. He averaged 11.7 points, 6.6 rebounds and 2.7 blocks while shooting 44 percent and starting all 23 games he played. He also ranked 11th in the conference in rebounding and seventh in offensive rebounding.
- ★ Rodney Chatman recently graduated from Dayton with a degree in education and played two seasons with the Flyers. As a junior, he led the third-ranked Flyers in steals (40) and was second in assists (99) as Dayton finished 29-2 and was projected as a No. 1 seed in the NCAA Tournament before it was canceled. Last season, Chatman missed 12 games due to a hand injury, but returned for the final six games of the season. Prior to his injury, Chatman started the first six games and averaged 10.0 points, 4.2 assists and 2.5 steals.

2021-22 By The Numbers

Records Under Coach Stackhouse / 2021-22 Season

• Overall	25-40 / 5-3
• SEC	6-29 / 0-0
• Home (Overall)	19-19 / 4-2
• Road (Overall)	1-1
• Neutral	0-0
• Overtime	0-0
• AP ranked opponents	0-0
• November	5-1
• December	0-2
• January	0-0
• February	0-0
• March	0-0
• Monday	1-0
• Tuesday	0-1
• Wednesday	2-1
• Thursday	0-0
• Friday	0-0
• Saturday	1-1
• Sunday	1-0
• SEC Network	0-0
• SEC Network+	4-2
• ESPN2	0-0
• ACC Network	1-0
• ESPN+	0-1
• Leading at the half	5-1
• Trailing at the half	0-2
• Tied at the half	0-0
• Scores 75 points or more	4-0
• Scores fewer than 75 points	1-2
• Out-rebounded opponent	3-1
• Out-rebounded by opponent	1-2
• Tied in rebounds	1-0
• Shoots 50% or better	0-0
• Shoots between 40-49%	5-0
• Shoots under 40%	0-3
• Shoots 35% or better from 3-pt	3-1
• Shoots 70% or better from FT line	4-1
• Opp. shoots 50% or better	1-0
• Opp. shoots 40-49%	1-1
• Opp. shoots under 40%	3-2
• Opp. shoots 35% or better from 3-pt	1-0
• Fewer turnovers than opponent	5-2

Freshman Class

- ★ The freshman class includes Gabe Dorsey, Shane Dezonie and Graham Calton.
- ★ Dezonie and Dorsey both received four-star ratings out of high school, while Graham Calton joined the squad as a walk-on.
- ★ Dorsey, a 6-foot-6 wing, set the career record for made threes at The Hill School as a junior.
- ★ Dezonie was originally committed to the University of Arizona, but joined the Commodores in the summer and was the No. 86 recruit in the nation according to rivals and No. 96 from 247Sports.

Two More Transfers

- ★ Terren Frank spent his freshman campaign at TCU last season. The 6-foot-8 forward was No. 90 in the ESPN Top 100 recruits out of Sierra Canyon High School.
- ★ Jamaine Mann played 26 games and started 10 as a freshman at Gardner-Webb in 2020-21. He averaged 6.8 points and 5.3 rebounds per game, and shot 51.6 percent from the field in 20.8 minutes per game. A native of Hampton, Georgia, he was a three-star prospect and rated as high as the No. 13 recruit in the state.

Adding to Memorial Magic

- ★ Memorial Gymnasium underwent several upgrades over the summer to enhance the fan experience.
- ★ New concessions are available, including Slim and Husky's, Kernels Popcorn, and a refillable drink option.
- ★ Eight new LED display boards along the corner walls, and two LED ribbon boards along the lower mezzanine baseline. Video boards and LED ribbon boards have also been added to portions of Memorial's lobbies.
- ★ A new court design featuring a more prominent Star V logo at center court and Vanderbilt branding.
- ★ Last summer, as part of a \$5 million gift from Seattle-area businessman and Vanderbilt alumnus George B. Huber, BA'79, and his wife Cathy, Vanderbilt's basketball practice facility underwent extensive upgrades—branded paint and graphics throughout the gym, environment-conscious LED lighting and an all-new playing surface.

Out of Port

- ★ Vanderbilt played three true road games in the final five days of the 2020-21 regular season—the Commodores were at LSU for a Tuesday night tilt, at Cincinnati on Thursday night and at Ole Miss Saturday evening.
- ★ Vandy was the first major conference team to play three road games against three different opponents over a span of five days since Boston College did it in February 2000 (one of their opponents was Vanderbilt).

Commodores in the NBA

- ★ Vanderbilt has four active NBA players. Aaron Nesmith (Celtics), Saban Lee (Pistons), Darius Garland (Cavaliers) and Damian Jones (Kings) represent the Commodores.
- ★ In the 2020 NBA Draft, Nesmith was selected 14th overall by the Boston Celtics, while Lee was selected 38th overall by the Detroit Pistons. It marked the first time a pair of Vanderbilt players were selected in the NBA Draft since 2016.

Vanderbilt Hall of Fame

- ★ Eleven Vanderbilt Athletics Hall of Fame inductees were announced on Nov. 13 by vice chancellor and athletics director Candice Lee, including former Commodore student-athlete and head coach Jan van Breda Kolff.
- ★ One of the all-time great Commodores, van Breda Kolff led the Vandy to an SEC championship as a student-athlete in 1974 and returned to his alma mater where he won 104 games as a head coach. Van Breda Kolff still holds the school record with 5.38 assists/game and remains the only player in school history to average more than 5.0 assists/game in three different seasons. His 430 total assists still rank fifth all-time at Vanderbilt.
- ★ Members of the 2021 induction class will be recognized Jan. 28-30, with the official induction ceremony taking place Jan. 28 at the Vanderbilt Student Life Center. After the induction ceremony, the honorees will be recognized at the men's and women's basketball games during that weekend. The additions will bring the number of Hall of Fame inductees to 82 since it was established in 2008.

Vandy United

- ★ As part of the \$300 million Vandy United campaign for athletics, Vanderbilt University announced its plans for a new basketball operations center which included:
- ★ Multi-floor building with two practice gyms spanning more than 90,000 square feet located in current north end zone of Vanderbilt Stadium
- ★ New student-athlete locker rooms and lounges
- ★ New athletic training facility and new weight room
- ★ Convenient access to Memorial Gymnasium
- ★ Aiming to break ground in fall 2022

Season Recon

- ★ Vanderbilt won its fifth straight season opener and its 15th straight home opener, dating back to 2006.

School Record Book Watch

Career - Points

1.	2,011...	Shan Foster	2005-08
--			
45.	1,045...	Dan Finch	1952-54
46.	1,042...	Sam Howard	1999-2002
47.	1,020...	Austin Bates	1994-98
48.	1,010...	Perry Wallace	1968-70
49.	1,007...	Alex Gordon	2005-07
--			
975...		Scotty Pippen Jr.	2019-21

Career - Points per game

1.	21.4...	Clyde Lee (79-1,691)	1964-66
--			
8.	16.3...	A.J. Ogilvy (63-1,026)	2007-10
9.	16.1...	Al Rochelle (75-1,206)	1954-57
10.	16.1...	Dan Finch (65-1,045)	1952-54
11.	15.9...	Charles Davis (105-1,675)	1977-81
12.	15.8...	Bobby Thym (89-1,403)	1954-57
--			
157...		Scotty Pippen Jr. (62-975)	2019-21

Career - Steals per game

1.	1.83...	Atiba Prater (115-211)	1996-00
2.	1.742...	James Strong (120-209)	1996-00
3.	1.740...	Drew Maddux (123-214)	1995-98
4.	1.70...	Frank Seckar (126-214)	1993-96
5.	1.52...	Russell Lakey (111-169)	2000-04
6.	1.49...	Kevin Anglin (129-192)	1990-93
7.	1.43...	Scotty Pippen Jr. (62-88)	2019-21
8.	1.36...	Pax Whitehead (83-113)	1995-97
9.	1.32...	Wade Baldwin IV (68-90)	2015-16
10.	1.26...	Saben Lee (96-121)	2017-20
11.	1.09...	Jeffrey Taylor (134-146)	2008-12

Career - Assists per game

1.	5.4...	Jan van Breda Kolff (80-430)	1972-74
2.	4.8...	Wade Baldwin IV (68-327)	2015-16
3.	4.5...	Atiba Prater (115-517)	1996-00
4.	4.0...	Scotty Pippen Jr. (62-244)	2019-21
5.	3.9...	Billy McCaffrey (66-257)	1993-94
6.	3.7...	Saben Lee (96-355)	2018-20

GAME-BY-GAME STARTERS

Opponent	Result	G	G	G/F	G/F	F
Alabama State (Nov. 10)	W, 91-72	Lawrence	Pippen	Wright	Stute	Millora-Brown
Texas State (Nov. 14)	W, 79-60	Lawrence	Pippen	Wright	Stute	Millora-Brown
VCU (Nov. 17)	L, 37-48	Lawrence	Pippen	Wright	Stute	Millora-Brown
Winthrop (Nov. 20)	W, 77-63	Lawrence	Pippen	Wright	Stute	Millora-Brown
at Pittsburgh (Nov. 24)	W, 68-52	Lawrence	Pippen	Wright	Stute	Millora-Brown
Mississippi Valley State (Nov. 29)	W, 75-36	Lawrence	Pippen	Wright	Stute	Millora-Brown
at SMU (Dec. 4)	L, 72-84	Lawrence	Pippen	Wright	Stute	Millora-Brown
Temple (Dec. 7)	L, 68-72 (OT)	Lawrence	Pippen	Wright	Stute	Millora-Brown
Loyola Chicago (Dec. 10)						
Austin Peay (Dec. 18)						
at Hawai'i** (Dec. 23)						
vs. BYU or South Florida** (Dec. 23/24)						
vs. Championships/Consolations** (Dec. 25)						
at Arkansas* (Jan. 4)						
South Carolina* (Jan. 8)						
Kentucky* (Jan. 11)						
at Georgia* (Jan. 15)						
Tennessee* (Jan. 18)						
at Florida* (Jan. 22)						
at South Carolina* (Jan. 26)						
Georgia* (Jan. 29)						
at Kentucky* (Feb. 2)						
LSU* (Feb. 5)						
Missouri* (Feb. 8)						
at Tennessee* (Feb. 12)						
at Auburn* (Feb. 16)						
Texas A&M* (Feb. 19)						
Alabama* (Feb. 22)						
at Mississippi State* (Feb. 26)						
Florida* (March 1)						
at Ole Miss* (March 5)						

GAME-BY-GAME TEAM LEADERS

Opponent	Scoring	Rebounding	Assists
Alabama State (Nov. 10)	Wright, 16	Mann, 10	Millora-Brown, 5
Texas State (Nov. 14)	Pippen, 30	Millora-Brown, 6	Millora-Brown/Pippen, 3
VCU (Nov. 17)	Wright, 15	Pippen/Wright, 7	Pippen, 2
Winthrop (Nov. 20)	Wright, 28	Pippen/Wright, 5	Thomas, 3
at Pittsburgh (Nov. 24)	Thomas, 14	Wright, 7	Pippen, 5
Mississippi Valley State (Nov. 29)	Stute, 20	Mann/Stute/Dezonia, 6	Pippen, 5
at SMU (Dec. 4)	Pippen, 29	Wright, 12	Pippen, 3
Temple (Dec. 7)	Pippen/Wright, 16	Wright, 11	Wright, 3
Loyola Chicago (Dec. 10)			
Austin Peay (Dec. 18)			
at Hawai'i** (Dec. 23)			
vs. BYU or South Florida** (Dec. 23/24)			
vs. Championships/Consolations** (Dec. 25)			
at Arkansas* (Jan. 4)			
South Carolina* (Jan. 8)			
Kentucky* (Jan. 11)			
at Georgia* (Jan. 15)			
Tennessee* (Jan. 18)			
at Florida* (Jan. 22)			
at South Carolina* (Jan. 26)			
Georgia* (Jan. 29)			
at Kentucky* (Feb. 2)			
LSU* (Feb. 5)			
Missouri* (Feb. 8)			
at Tennessee* (Feb. 12)			
at Auburn* (Feb. 16)			
Texas A&M* (Feb. 19)			
Alabama* (Feb. 22)			
at Mississippi State* (Feb. 26)			
Florida* (March 1)			
at Ole Miss* (March 5)			

**Hawaiian Airlines Diamond Head Classic (Honolulu, Hawaii) *SEC contest

2021-22 Vanderbilt Superlatives

BIGGEST LEAD:

39 vs. MVSU (Nov. 29)
75-36, 0:42 of 2nd

BIGGEST DEFICIT:

16 vs. VCU (Nov. 17)
7:44 of 2nd

BIGGEST LEAD IN A LOSS:

12 at SMU (Dec. 4)

BIGGEST DEFICIT IN A WIN:

9 at Pitt (Nov. 24)

BIGGEST HALFTIME LEAD:

15 vs. Alabama State (Nov. 10)

BIGGEST HALFTIME DEFICIT:

3 vs. Temple (Dec. 7)

BIGGEST HALFTIME LEAD BLOWN:

12 at SMU (Dec. 4)

BIGGEST HALFTIME DEFICIT ERASED:

--

MOST POINTS IN 1ST HALF:

42 vs. Alabama State (Nov. 10)

FEWEST POINTS IN 1ST HALF:

22 vs. VCU (Nov. 17)

MOST POINTS IN 2ND HALF:

49 (2x, last) vs. MVSU (Nov. 29)

FEWEST POINTS IN 2ND HALF:

15 vs. VCU (Nov. 17)

MOST POINTS ALLOWED IN 1ST HALF:

32 vs. Winthrop (Nov. 20)

FEWEST POINTS ALLOWED IN 1ST HALF:

17 vs. MVSU (Nov. 29)

MOST POINTS ALLOWED IN 2ND HALF:

56 at SMU (Dec. 4)

FEWEST POINTS ALLOWED IN 2ND HALF:

19 vs. MVSU (Nov. 29)

BIGGEST MARGIN OF VICTORY:

39 vs. MVSU (Nov. 29)

BIGGEST MARGIN OF DEFEAT:

12 at SMU (Dec. 4)

THE LAST TIME A COMMODORE ...

Scored 25 points – Scotty Pippen, Jr. (29) at SMU, 12/4/2021

Scored 30 points – Scotty Pippen, Jr. (30) vs. Texas State, 11/14/2021

Scored 35 points – Scotty Pippen, Jr. (36) at Cincinnati, 3/4/2021

Scored 40 points – Shan Foster (42) vs. Mississippi State, 3/5/2008

Two players scored at least 20 points

Jordan Wright (28) and Tyrin Lawrence (20) vs. Winthrop, 11/20/2021

Three players scored at least 20 points

Derrick Byars (28), Shan Foster (21) and Ross Neltner (20) vs. Toledo, 12/2/2006

Two players scored at least 30 points

Saben Lee (33) and Maxwell Evans (31) vs. LSU, 2/5/2020

Scored at least 20 points in three straight games – Scotty Pippen Jr.: 21 vs. Kentucky, 2/17/2021; 24 at Alabama, 2/20/2021; 36 at Cincinnati, 3/4/2021

Scored 20 points in four straight games – Scotty Pippen Jr.: 25 vs. Richmond, 12/16/2020; 25 vs. Radford, 12/19/2020; 24 at Davidson, 12/22/2020, 30 vs. Alcorn State, 12/27/2020

Scored 20 points in five straight games

Jeff Roberson: 21 at Tennessee, 1/23/2018; 20 vs. LSU, 1/20/2018; 20 vs. TCU, 1/27/2018; 23 at Kentucky, 1/30/2018; 30 at Auburn, 2/3/2018

Scored 20 points in six straight games – Shan Foster: 29 vs. Georgia, 2/23/2008; 32 vs. Tennessee, 2/26/2008; 22 at Arkansas, 3/1/2008; 42 vs. Mississippi State, 3/5/2008; 21 at Alabama, 3/8/2008; 26 vs. Auburn, 3/13/2008

Five players scored in double figures – vs. Ole Miss, 2/27/2021: Trey Thomas (14), Issac McBride (13), Maxwell Evans (13), Jordan Wright (12), DJ Harvey (10)

Seven players scored in double figures – vs. Detroit, 12/2/2015: Damian Jones (10), Wade Baldwin IV (20), Riley LaChance (10), Nolan Cressler (14), Joe Toye (10), Matthew Fisher-Davis (12) and Josh Henderson (11)

Eight players scored in double figures – vs. Savannah State, 11/27/2018: Aaron Nesmith (20), Simisola Shittu (17), Maxwell Evans (16), Yanni Wetzell (15), Joe Toye (13), Saben Lee (11), Matt Ryan (11) and Matthew Moyer (10)

Four players with 15 or more points – at Kentucky, 1/5/2021: Scotty Pippen Jr. (18), Dylan Disu (18), Jordan Wright (18) and Myles Stute (16)

Double-Double – Jordan Wright (16 pts, 11 reb) vs. Temple, 12/7/2021

20 points and 10 rebounds

Dylan Disu (17 points, 15 rebounds) at Alabama, 2/20/2021

30 points and 10 rebounds

Jeff Roberson (30 points, 10 rebounds) at Auburn, 2/3/2018

Back-to-back 20 point-10-rebound games – Matt Freije: vs. South Carolina (26 points, 11 rebounds) 1/28/2004 and vs. Kentucky (20 points, 11 rebounds) 1/31/2004

Double-Double in points and rebounds

Jordan Wright: 16 points, 11 rebounds vs. Temple, 12/7/2021

Double-Double in points and assists

Scotty Pippen Jr.: 18 points, 12 assists vs. Mississippi State, 1/9/2021

Double-Double in points and blocks

Luke Kornet: 11 points, 10 blocks vs. Auburn, 1/12/2016

Double-Double in points and steals – Never

Double-Double in two Consecutive games – Jordan Wright: 14 points, 12 rebounds at SMU, 12/4/2021 and 16 points, 11 rebounds vs. Temple, 12/7/2021

Double-Double in three consecutive games – Jeff Roberson: vs. Austin Peay (13 points, 10 rebounds), 11/10/2017; at Belmont (13 points, 12 rebounds), 11/10/2017; vs. UNC Asheville (17 points, 12 rebounds), 11/10/2017

Two players record a double-double – Aaron Nesmith (24 points, 14 rebounds) and Yanni Wetzell (10 points, 10 rebounds), vs Auburn, 02/16/2019

Triple-Double

Luke Kornet (11 points, 11 rebounds, 10 blocks) vs. Auburn, 1/12/2016

Made 10 field goals in a game – Scotty Pippen Jr. (10) vs. Texas State, 11/14/2021

Made 16 field goals in a game – Shan Foster vs. Mississippi State, 3/5/2008

Attempted 20 field goals in a game – Scotty Pippen Jr. (21) at SMU, 12/4/2021

Made 6 3-pointers in a game – Myles Stute vs. Mississippi Valley State, 11/29/2021

Made 7 3-pointers in a game – Maxwell Evans vs. LSU, 2/5/2020

Made 8 3-pointers in a game – Scotty Pippen Jr. at SMU, 12/4/2021

Made 9 3-pointers in a game – Shan Foster vs. Mississippi State, 3/5/2008

Attempted 10 3-pointers in a game – Scotty Pippen Jr. (14) at SMU, 12/4/2021

Attempted 15 3-pointers in a game – John Jenkins (16) vs. Oregon, 11/11/2011

Made 10 free throws in a game – Scotty Pippen Jr. (10) vs. Florida, 3/11/2021

Made 15 free throws in a game – Scotty Pippen Jr. (15) vs. Texas A&M, 3/10/2021

Attempted 15 free throws in a game – Scotty Pippen Jr. (15) vs. Texas A&M, 3/10/2021

10 rebounds in a game – Jordan Wright (11) vs. Temple, 12/7/2021

15 rebounds in a game – Dylan Disu (15) at Alabama, 2/20/2021

16 rebounds in a game – Dylan Disu (16) vs. Kentucky, 2/17/2021

At least 10 rebounds in three consecutive games – Dylan Disu: 10 vs. Auburn, 2/9/2021; 10 at Mississippi State, 2/13/2021; 16 vs. Kentucky, 2/17/2021

At least 10 rebounds in four consecutive games – Dylan Disu: 10 vs. Auburn, 2/9/2021; 10 at Mississippi State, 2/13/2021; 16 vs. Kentucky, 2/17/2021, 15 at Alabama, 2/20/2021

8 assists – Scotty Pippen Jr. (9) at Mississippi State, 2/13/2021

9 assists – Scotty Pippen Jr. (9) at Mississippi State, 2/13/2021

10 assists – Scotty Pippen Jr. (12) vs. Mississippi State, 1/9/2021

11 assists – Scotty Pippen Jr. (12) vs. Mississippi State, 1/9/2021

12 assists – Scotty Pippen Jr. (12) vs. Mississippi State, 1/9/2021

13 assists – Mario Moore (13) vs. Arkansas, 2/19/2005

14 assists – Billy McCaffrey (14) vs. Kentucky, 1/13/1993

5 or more assists in four consecutive games – Scotty Pippen Jr.

5 vs. Arkansas, 1/23/2021; 6 at Florida, 1/27/2021; 7 vs. South Carolina, 1/30/2021; 5 at Georgia, 2/6/2021

8 or more assists in two consecutive games

Scotty Pippen: 8 at Kentucky, 1/5/2021; 12 vs. Mississippi State, 1/9/2021

4 blocked shots – Clevon Brown (5) vs. Auburn, 2/9/2021

5 blocked shots – Clevon Brown vs. Auburn, 2/9/2021

6 blocked shots – Clevon Brown (8) at Texas A&M, 3/3/2018

8 blocked shots – Clevon Brown at Texas A&M, 3/3/2018

10 blocked shots – Luke Kornet vs. Auburn, 1/12/2016

5 steals – Clevon Brown at Mississippi State, 2/13/2021

6 steals – Saben Lee at Mississippi State, 2/8/2020

8 steals – James Strong vs. Morehead State, 11/24/1998

Played every minute – Saben Lee vs Texas A&M, 03/13/19

Played more than 40 minutes – Aaron Nesmith (43), vs. SMU, 1/4/2020

All 5 starters played 40 minutes – Steve Tchiengang (40), Brad Tinsley (40), Lance Goulbourne (41), Jeffery Taylor (41) and John Jenkins (41), at Louisville, 12/2/2011

Technical foul – Myles Stute vs. VCU, 11/17/2021

Ejection – Jerry Stackhouse at Davidson, 12/22/2020

Three fouled out – Saben Lee, Clevon Brown, Djery Baptiste vs. Tennessee, 1/9/2018

THE LAST TIME VANDERBILT ...

Team started game with opponent technical foul – Furman bench, 12/22/2008

Scored 100 or more points – 120 vs. Savannah State, 11/27/2018 (W, 120-85)

Scored 100 or more points in an SEC game – 102 at Ole Miss, 2/16/2012 (W, 102-76)

Scored 110 or more points – 120 vs. Savannah State, 11/27/2018 (W, 120-85)

Scored 110 or more points in an SEC game – 111 vs. Alabama 2/21/1972 (W, 111-91)

Scored 120 or more points – 120 vs. Savannah State, 11/27/2018 (W, 120-85)

Scored 120 or more points in an SEC game – 130 vs. Ole Miss, 12/22/1970 (W, 130-112)

Scored 130 or more points – 130 vs. Ole Miss, 12/22/1970 (W, 130-112)

Scored between 41-50 points – 46 at Ole Miss, 3/6/2021 (L, 46-56)

Scored 40 points or fewer – 37 vs. VCU, 11/17/21 (L, 37-48)

Scored 20 or fewer points in half – 15 (second) vs. VCU, 11/17/2021 (L, 37-48)

Scored 90 or more points in three consecutive games – 95 vs. Bradley, 11/24/2007 (W, 95-86); 91 vs. South Alabama, 11/29/2007 (W, 91-88); 92 vs. Georgia Tech, 12/1/2007 (W, 92-79)

Scored 100 points in two consecutive games – 111 vs. North Alabama 12/20/1980 (W, 111-79) and 111 vs. Memphis 12/23/1980 (W, 111-96)

Scored 100 points in three consecutive games – Never

Scored 100 points in consecutive SEC games – 104 vs. LSU 2/19/1972 (W, 104-83) and 111 vs. Alabama 2/21/1972 (W, 111-91)

Won by 60 or more – 71 vs. Union (Tenn.) (W, 95-24), 1911-12

Won game by 50 or more – 50 vs. Detroit (W, 102-52) 12/2/2015

Lost by 25 or more – 26 at South Carolina, (L, 64-90), 1/25/2020

Game decided by one point – at Richmond (L, 92-93), 11/14/2019

Two consecutive games decided by one point – at South Carolina, (L, 70-71) 1/7/1998 and vs. Tennessee, (W, 80-79) 1/10/1998

Three consecutive games decided by one point – Never

Shot 60 percent or better – .603 vs. South Carolina State, 11/22/2019 (W, 97-60)

Shot less than 30 percent from the field – .226 vs. VCU, 11/17/2021 (L, 37-48)

Shot 60 percent or better from 3 – .643 vs. Purdue, 12/13/14 (W, 81-71)

Shot 90 percent or better from free throw line (min. 10 att.)

100.0 percent vs. Florida (12-12), 3/11/2021 (SEC Tournament)

Shot less than 50 percent from free throw line

46.9 percent vs. Morgan State (15-32) 11/23/2013

Attempted five or less free throws – 3 at Texas A&M, 1/31/2017

Attempted 30 free throws – 33 (25-33) vs. Alabama State, 11/10/2021

Attempted 40 free throws – 40 (31-40) vs. South Carolina, 3/7/2020

Made 30 free throws – 31 vs. South Carolina, 3/7/2020

Made 15 3s – 15 at Alabama, 3/3/2020

Made 0 3s – 0-for-25 vs. Tennessee, 1/18/2020

Had 20 turnovers – 21 vs. VCU, 11/17/21

Had 10 blocks – 10 at Texas A&M 03/02/2019

Had 15 steals – 15 at Georgia, 2/6/2021

Had 10 steals – 11 vs. Alabama State, 11/10/2021

Won in overtime – vs. Florida, 3/10/2017 (W, 72-62)

Lost in overtime – vs. Temple, 12/7/2021 (L, 68-72)

Played two overtimes – vs. Yale, 1/3/2015 (W, 79-74)

Played three overtimes – at Ole Miss, 2/17/1982 (L, 51-48)

Played four overtimes – at Ole Miss, 2/17/1982 (L, 51-48)

Played consecutive overtime games

vs. Xavier, 11/28/2011 (L, 82-70) and at Louisville, 12/2/2011 (L, 62-60)

Opponent

Scored 90 or more points at Memorial Gym – 91, Florida, 1/23/2021 (L, 72-91)

Scored 100 or more points – 106 Kentucky 3/5/2003 (L, 44-106)

Scored 110 or more points – 120 Kentucky 2/7/1996 (L, 81-120)

Scored 120 or more points – 120 Kentucky 2/7/1996 (L, 81-120)

Scored between 40-49 points – 48 VCU, 11/17/21 (L, 37-48)

Scored fewer than 40 points – 36 Mississippi Valley State, 11/29/21 (W, 75-36)

Shot 60 percent or better – .608, Mississippi State, 1/9/2021 (L, 81-84)

Shot less than 30 percent – .250 (4-16), Kentucky, 1/12/2019 (L, 47-56)

Shot 60 percent or better from 3 – .667 (6-9), Kentucky, 2/11/2020

Shot less than 15 percent from 3 – .133 (2-15), at Pitt, 11/24/2021

Held without a 3 – Nebraska, 11/18/2010 (W, 59-49)

Shot 90 percent or better from free throw line – .960, Kentucky, 2/17/2021 (24-25)

Shot less than 50 percent from free throw line – .467 Minnesota, 12/3/2016 (L, 52-56)

Attempted zero free throws – TCU, 1/27/2018

Attempted five or less free throws – at Mississippi State (4), 2/13/2021

Attempted 35 free throws – at Davidson (38), 12/22/2020

Attempted 40 free throws – Mississippi State (42), 2/12/2007

Attempted 45 or more free throws – South Carolina (49), 1/28/2009

Made 0 free throws – TCU, 1/27/2018

Made 30 free throws – South Carolina (32), 1/28/2009

Made 15 3s – 16, Savannah State, 11/27/2018

Attempted 30 or more 3s – at Alabama (39), 2/20/2021

Had 20 or more turnovers – vs. VCU (22), 11/17/2021



LAST TIME OUT



Official Basketball Box Score - Final

Temple at Vanderbilt

12/07/21 Memorial Gymnasium, Nashville

2021-22 Men's Basketball

Game Time: 7:00 PM

Game Duration: 2:29

Attendance: 5,239

Officials: Dan Shows, Terry Oglesby, Chuck Jones

Temple - 72

Record: 6-3

NO.	Name	Min	FG M-A	3P M-A	FT M-A	Rebounds OR DR TOT	Fouls PF FD	TP	AS	TO	ST	Blocks BS BA	+/-
3	Sage Tolbert	F 28:22	1-1	0-0	3-4	2 6 8	4 3	5	1	1	2	1 0	10
10	Jake Forrester	F 17:43	2-4	0-0	1-2	0 2 2	3 1	5	0	1	0	1 1	8
1	Damian Dunn	G 29:08	5-12	3-5	5-5	2 5 7	4 6	18	1	7	1	0 0	-3
23	Quincy Ademokoya	G 19:24	1-5	1-5	0-0	0 4 4	2 1	3	0	2	0	0 0	14
25	Jeremiah Williams	G 41:37	3-10	0-3	5-6	1 4 5	1 3	11	6	3	1	1 1	4
13	Tai Strickland	33:51	5-12	2-6	9-12	1 6 7	3 7	21	0	1	1	2 0	2
2	Jahlil White	22:51	1-4	0-0	3-4	3 3 6	0 3	5	0	0	0	0 0	-5
11	Nick Jourdain	25:12	0-1	0-0	4-4	1 7 8	5 3	4	1	0	0	4 0	-6
24	Zach Hicks	06:52	0-2	0-2	0-0	0 0 0	2 0	0	0	1	0	0 0	-4
Team						1 1 2		0		0			
Totals			18-51	6-21	30-37	11 38 49	24 27	72	9	16	5	9 2	4

Technical Fouls: Tolbert 2nd 3:51

Dead Ball Rebounds: 3, 0

Shooting By Period			
1 st FG%	8-25	32.0%	
3PT%	3-12	25.0%	
FT%	9-13	69.2%	
2 nd FG%	7-21	33.3%	
3PT%	2-7	28.6%	
FT%	14-16	87.5%	
OT FG%	3-5	60.0%	
3PT%	1-2	50.0%	
FT%	7-8	87.5%	
GM FG%	18-51	35.3%	
3PT%	6-21	28.6%	
FT%	30-37	81.1%	

Vanderbilt - 68

Record: 5-3

NO.	Name	Min	FG M-A	3P M-A	FT M-A	Rebounds OR DR TOT	Fouls PF FD	TP	AS	TO	ST	Blocks BS BA	+/-
10	Myles Stute	F 13:05	1-4	1-3	0-0	1 0 1	1 1	3	0	0	0	1 0	-17
42	Quentin Millora-Brown	F 13:05	0-2	0-0	2-2	1 1 2	3 1	2	0	0	0	0 0	-16
0	Tyrin Lawrence	G 15:38	0-3	0-1	0-0	1 4 5	2 2	0	0	1	0	0 0	-16
2	Scotty Pippen Jr.	G 29:22	6-15	2-7	2-5	0 5 5	4 8	16	1	2	1	0 1	-12
4	Jordan Wright	G 36:23	5-17	0-3	6-6	4 7 11	5 4	16	3	2	0	0 3	-2
12	Trey Thomas	33:25	4-10	1-7	0-0	0 0 0	4 0	9	0	1	2	0 2	6
15	Terren Frank	31:55	1-6	0-2	3-4	2 4 6	3 2	5	0	0	3	0 2	13
23	Jamaine Mann	29:23	6-9	0-1	3-6	3 3 6	2 5	15	0	1	1	1 1	15
5	Shane Dezonie	13:04	0-1	0-0	0-0	1 0 1	2 0	0	0	2	0	0 0	8
11	Gabe Dorsey	09:40	1-4	0-2	0-1	0 0 0	1 1	2	0	0	0	0 0	1
Team						3 2 5		0		0			
Totals			24-71	4-26	16-24	16 26 42	27 24	68	4	9	7	2 9	-4

Technical Fouls: NONE

Dead Ball Rebounds: 1, 0

Shooting By Period			
1 st FG%	8-29	27.6%	
3PT%	3-10	30.0%	
FT%	6-9	66.7%	
2 nd FG%	12-33	36.4%	
3PT%	1-13	7.7%	
FT%	8-12	66.7%	
OT FG%	4-9	44.4%	
3PT%	0-3	0.0%	
FT%	2-3	66.7%	
GM FG%	24-71	33.8%	
3PT%	4-26	15.4%	
FT%	16-24	66.7%	

	Temple	VANDY
Biggest lead	12 (2 nd 11:57)	9 (1 st 7:36)
Best Scoring Run	9 (1 st 1:22)	10 (1 st OT 3:58)
Lead Changes	6	
Times Tied	5	
Time with Lead	29:26	13:01

Points from	Temple	VANDY
Turnovers	12	16
Paint	22	36
Second Chance	9	19
Fast Breaks	7	7
Bench	30	31

Period by Period Scoring				
	1st	2nd	OT1	TOT
Temple	28	30	14	72
VANDY	25	33	10	68

SEASON STATS

Game Records

Record	Overall	Home	Away	Neutral
ALL GAMES	5-3	4-2	1-1	0-0
CONFERENCE	0-0	0-0	0-0	0-0
NON-CONFERENCE	5-3	4-2	1-1	0-0

Score by Periods

Team	1st	2nd	OT	TOT
Vanderbilt	246	311	10	567
Opponents	205	268	14	487

Team Box Score

No. Player					Total		3-Point		F-Throw		Rebounds													
		GP-GS	MIN	AVG	FG-FGA	FG%	3FG-3FGA	3FG%	FT-FTA	FT%	OFF	DEF	TOT	AVG	PF	DQ	A	TO	BLK	STL	PTS	AVG		
2	PIPPEN JR., Scotty	8-8	247:32	30.9	46-109	.422	18-49	.367	24-36	.667	5	28	33	4.1	16	0	23	21	2	14	134	16.8		
4	WRIGHT, Jordan	8-8	240:33	30.1	41-91	.451	11-31	.355	26-32	.813	19	37	56	7.0	17	1	15	20	2	9	119	14.9		
10	STUTE, Myles	8-8	162:21	20.3	20-49	.408	16-40	.400	7-10	.700	4	18	22	2.8	15	0	3	6	5	8	63	7.9		
0	LAWRENCE, Tyrin	8-8	170:56	21.4	18-39	.462	2-16	.125	15-19	.789	5	21	26	3.3	11	0	12	12	1	7	53	6.6		
23	MANN, Jamaine	8-0	135:17	16.9	17-31	.548	0-4	.000	15-23	.652	18	24	42	5.3	17	0	1	3	4	5	49	6.1		
12	THOMAS, Trey	8-0	137:60	17.2	11-42	.262	6-32	.188	10-12	.833	3	8	11	1.4	7	0	10	8	1	4	38	4.8		
42	MILLORA-BROWN, Quentin	8-8	165:05	20.6	14-25	.560	0-0	.000	8-14	.571	17	16	33	4.1	16	0	15	7	8	2	36	4.5		
15	FRANK, Terren	8-0	139:23	17.4	10-33	.303	3-14	.214	6-11	.545	7	16	23	2.9	12	0	1	4	2	5	29	3.6		
1	DANIELS, Peyton	3-0	38:36	12.9	3-13	.231	2-8	.250	1-2	.500	1	10	11	3.7	1	0	4	4	0	0	9	3.0		
5	DEZONIE, Shane	8-0	108:09	13.5	5-18	.278	5-8	.625	7-8	.875	7	13	20	2.5	12	0	6	14	1	3	22	2.8		
33	WEIKERT, Drew	3-0	17:07	5.7	2-4	.500	2-4	.500	2-2	1.000	0	0	0	0.0	0	0	1	0	0	1	8	2.7		
11	DORSEY, Gabe	8-0	49:59	6.2	3-13	.231	1-9	.111	0-1	.000	1	2	3	0.4	3	0	1	2	0	0	7	0.9		
20	ADELMAN, Max	2-0	03:55	2.0	0-1	.000	0-0	.000	0-0	.000	0	0	0	0.0	0	0	1	0	0	0	0	0.0		
22	CALTON, Graham	2-0	08:07	4.1	0-2	.000	0-2	.000	0-0	.000	0	1	1	0.5	1	0	0	0	0	1	0	0.0		
Team											14	13	27					5						
Total		8	1625		190-470	.404	66-217	.304	121-170	.712	101	207	308	38.5	128	1	93	106	26	59	567	70.9		
Opponents		8	1625		162-432	.375	52-182	.286	111-143	.776	76	206	282	35.3	159	4	86	132	34	48	487	60.9		

Team Statistics

	VANDY	OPP
Scoring	567	487
Points per game	70.9	60.9
Scoring margin	+10.0	-
Field goals-att	190-470	162-432
Field goal pct	.404	.375
3 point fg-att	66-217	52-182
3-point FG pct	.304	.286
3-pt FG made per game	8.3	6.5
Free throws-att	121-170	111-143
Free throw pct	.712	.776
F-Throws made per game	15.1	13.9
Rebounds	308	282
Rebounds per game	38.5	35.3
Rebounding margin	+3.3	-
Assists	93	86
Assists per game	11.6	10.8
Turnovers	106	132
Turnovers per game	13.3	16.5
Turnover margin	+3.3	-
Assist/turnover ratio	0.9	0.7
Steals	59	48
Steals per game	7.4	6.0
Blocks	26	34
Blocks per game	3.3	4.3
Winning streak	0	-
Home win streak	0	-
Attendance	32468	11295
Home games-Avg/Game	6-5411	2-5648
Neutral site-Avg/Game	-	0-0

Team Results

Date	Opponent		Score	Att.
11/10/2021	Alabama St.	W	91-72	5459
11/14/2021	Texas St.	W	79-60	5642
11/17/2021	VCU	L	37-48	5768
11/20/2021	Winthrop	W	77-63	5179
11/24/2021	at Pittsburgh	W	68-52	7460
11/29/2021	Mississippi Val.	W	75-36	5181
12/04/2021	at SMU	L	72-84	3835
12/07/2021	Temple	Lot	68-72	5239

VANDERBILT GAME-BY-GAME STATS

				Total		3-Pointers		Free throws		Rebounds											
Opponent	Date	Score		FG-FGA	PCT	3FG-3FGA	PCT	FT-FTA	PCT	OFF	DEF	TOT	AVG	PF	A	TO	BLK	STL	PTS	AVG	
Alabama St.	11/10/2021	91-72	W	29-64	.453	8-28	.286	25-33	.758	17	21	38	38.0	17	17	15	3	11	91	91.0	
Texas St.	11/14/2021	79-60	W	24-54	.444	12-27	.444	19-25	.760	7	26	33	35.5	18	13	8	1	3	79	85.0	
VCU	11/17/2021	37-48	L	12-53	.226	2-25	.080	11-17	.647	16	22	38	36.3	15	5	21	6	8	37	69.0	
Winthrop	11/20/2021	77-63	W	29-59	.492	8-27	.296	11-20	.550	10	29	39	37.0	9	13	13	4	7	77	71.0	
at Pittsburgh	11/24/2021	68-52	W	25-52	.481	10-25	.400	8-11	.727	6	24	30	35.6	15	13	10	2	8	68	70.4	
Mississippi Val.	11/29/2021	75-36	W	24-55	.436	11-28	.393	16-21	.762	10	35	45	37.2	10	12	15	5	10	75	71.2	
at SMU	12/04/2021	72-84	L	23-62	.371	11-31	.355	15-19	.789	19	24	43	38.0	17	16	15	3	5	72	71.3	
Temple	12/07/2021	68-72	Lot	24-71	.338	4-26	.154	16-24	.667	16	26	42	38.5	27	4	9	2	7	68	70.9	
Total		567		190-470	.404	66-217	.304	121-170	.712	101	207	308	38.5	128	93	106	26	59	567	70.9	
Opponents		487		162-432	.375	52-182	.286	111-143	.776	76	206	282	35.3	159	86	132	34	48	487	60.9	

Vanderbilt Averages

Games Played	Points/game	FG Pct	3FG Pct	FT Pct	Rebounds/game	Assists/game	Turnovers/game	Assist/Turnover ratio	Steals/game	Blocks/game
8	70.9	40.4	30.4	71.2	38.5	11.6	13.3	0.9	7.4	3.3

OPPONENT GAME-BY-GAME STATS

				Total		3-Pointers		Free throws		Rebounds											
Opponent	Date	Score		FG-FGA	PCT	3FG-3FGA	PCT	FT-FTA	PCT	OFF	DEF	TOT	AVG	PF	A	TO	BLK	STL	PTS	AVG	
Alabama St.	11/10/2021	91-72	W	26-52	.500	6-19	.316	14-17	.824	6	22	28	28.0	24	7	24	5	8	72	72.0	
Texas St.	11/14/2021	79-60	W	18-53	.340	8-21	.381	16-18	.889	10	25	35	31.5	20	11	14	1	2	60	66.0	
VCU	11/17/2021	37-48	L	17-52	.327	6-19	.316	8-12	.667	14	29	43	35.3	22	9	22	7	8	48	60.0	
Winthrop	11/20/2021	77-63	W	24-56	.429	10-29	.345	5-7	.714	4	26	30	34.0	21	13	19	0	3	63	60.8	
at Pittsburgh	11/24/2021	68-52	W	18-50	.360	2-15	.133	14-19	.737	9	21	30	33.2	11	9	13	3	5	52	59.0	
Mississippi Val.	11/29/2021	75-36	W	11-55	.200	5-28	.179	9-12	.750	8	22	30	32.7	17	7	17	3	6	36	55.2	
at SMU	12/04/2021	72-84	L	30-63	.476	9-30	.300	15-21	.714	14	23	37	33.3	20	21	7	6	11	84	59.3	
Temple	12/07/2021	68-72	Lot	18-51	.353	6-21	.286	30-37	.811	11	38	49	35.3	24	9	16	9	5	72	60.9	
Total		487		162-432	.375	52-182	.286	111-143	.776	76	206	282	35.3	159	86	132	34	48	487	60.9	
Vanderbilt		567		190-470	.404	66-217	.304	121-170	.712	101	207	308	38.5	128	93	106	26	59	567	70.9	

Opponents Averages

Games Played	Points/game	FG Pct	3FG Pct	FT Pct	Rebounds/game	Assists/game	Turnovers/game	Assist/Turnover ratio	Steals/game	Blocks/game
8	60.9	37.5	28.6	77.6	35.3	10.8	16.5	0.7	6.0	4.3

#0 TYRIN LAWRENCE

2021-22 Game-by-Game Statistics

#0 LAWRENCE, Tyrin

				Total		3-Pointers		Free throws		Rebounds											
Opponent	Date	GS	MIN	FG-FGA	PCT	3FG-3FGA	PCT	FT-FTA	PCT	OFF	DEF	TOT	AVG	PF	A	TO	BLK	STL	PTS	AVG	
Alabama St.	11/10/2021	*	15:53	2-4	.500	0-1	.000	0-0	.000	1	4	5	5.0	1	1	1	0	0	4	4.0	
Texas St.	11/14/2021	*	15:49	1-2	.500	0-1	.000	2-3	.667	0	1	1	3.0	2	2	1	0	0	4	4.0	
VCU	11/17/2021	*	20:17	1-4	.250	0-3	.000	2-2	1.000	0	2	2	2.7	2	1	1	1	3	4	4.0	
Winthrop	11/20/2021	*	31:18	7-9	.778	2-2	1.000	4-7	.571	2	3	5	3.3	0	2	0	0	0	20	8.0	
at Pittsburgh	11/24/2021	*	26:54	4-7	.571	0-3	.000	1-1	1.000	1	3	4	3.4	3	3	2	0	1	9	8.2	
Mississippi Val.	11/29/2021	*	19:54	2-4	.500	0-2	.000	4-4	1.000	0	2	2	3.2	0	2	3	0	3	8	8.2	
at SMU	12/04/2021	*	25:13	1-6	.167	0-3	.000	2-2	1.000	0	2	2	3.0	1	1	3	0	0	4	7.6	
Temple	12/07/2021	*	15:38	0-3	.000	0-1	.000	0-0	.000	1	4	5	3.3	2	0	1	0	0	0	6.6	
Totals		8	170:56	18-39	.462	2-16	.125	15-19	.789	5	21	26	3.3	11	12	12	1	7	53	6.6	

Player Averages

Games Played	Minutes/game	Points/game	FG Pct	3FG Pct	FT Pct	Rebounds/game	Assists/game	Turnovers/game	Assist/Turnover ratio	Steals/game	Blocks/game
8	21.4	6.6	46.2	12.5	78.9	3.3	1.5	1.5	1.0	0.9	0.1

Career Statistics/Career Highs

				Field Goals		3-Point		F-Throws		Rebounds										Scoring	
SEASON	TEAM	GP-GS	MIN/AVG	FG-FGA	FG%	3FG-3FGA	3FG%	FT-FTA	FT%	OFF	DEF	TOT	AVG	PF-FO	A	TO	BLK	STL	PTS	AVG	
2020-21	Vandy	7-5	90/12.8	9-18	.500	0-6	.000	2-3	.667	6	10	16	2.3	5-0	9	5	0	4	20	2.9	
2021-22	Vandy	8-8	171/21.4	18-39	.462	2-16	.125	15-19	.789	5	21	26	3.3	11-0	12	12	1	7	53	6.6	
TOTAL		15-13	261/17.4	27-57	.474	2-22	.091	17-22	.773	11	31	42	2.8	16-0	21	17	1	11	73	4.9	

Single Game Highs

Statistic	Value	
Points	20	vs Winthrop 11/20/21
Rebounds	5	vs Alabama St. 11/10/21, vs Winthrop 11/20/21, vs Temple 12/07/21
Assists	4	vs Mississippi Val. 12/13/20
Steals	3	vs VCU 11/17/21, vs Mississippi Val. 11/29/21
Blocks	1	vs VCU 11/17/21
FG Made	7	vs Winthrop 11/20/21
FG Attempts	9	vs Winthrop 11/20/21
3FG Made	2	vs Winthrop 11/20/21
3FG Attempts	3	4 times
FT Made	4	vs Winthrop 11/20/21, vs Mississippi Val. 11/29/21
FT Attempts	7	vs Winthrop 11/20/21

#2 SCOTTY PIPPEN, JR.

2021-22 Game-by-Game Statistics

#2 PIPPEN JR., Scotty

Opponent	Date	GS	MIN	Total		3-Pointers		Free throws		Rebounds				PF	A	TO	BLK	STL	PTS	AVG
				FG-FGA	PCT	3FG-3FGA	PCT	FT-FTA	PCT	OFF	DEF	TOT	AVG							
Alabama St.	11/10/2021	*	23:58	5-10	.500	1-4	.250	4-5	.800	0	2	2	2.0	1	2	4	0	4	15	15.0
Texas St.	11/14/2021	*	34:16	10-17	.588	4-8	.500	6-7	.857	0	2	2	2.0	2	3	1	0	1	30	22.5
VCU	11/17/2021	*	35:46	2-10	.200	0-3	.000	4-6	.667	2	5	7	3.7	3	2	5	1	2	8	17.7
Winthrop	11/20/2021	*	31:58	6-14	.429	1-5	.200	0-0	.000	1	3	4	3.8	0	2	2	1	0	13	16.5
at Pittsburgh	11/24/2021	*	31:23	5-12	.417	1-5	.200	0-2	.000	0	5	5	4.0	3	5	2	0	3	11	15.4
Mississippi Val.	11/29/2021	*	25:18	4-10	.400	1-3	.333	3-4	.750	0	4	4	4.0	1	5	2	0	1	12	14.8
at SMU	12/04/2021	*	35:31	8-21	.381	8-14	.571	5-7	.714	2	2	4	4.0	2	3	3	0	2	29	16.9
Temple	12/07/2021	*	29:22	6-15	.400	2-7	.286	2-5	.400	0	5	5	4.1	4	1	2	0	1	16	16.8
Totals		8	247:32	46-109	.422	18-49	.367	24-36	.667	5	28	33	4.1	16	23	21	2	14	134	16.8

Player Averages

Games Played	Minutes/game	Points/game	FG Pct	3FG Pct	FT Pct	Rebounds/game	Assists/game	Turnovers/game	Assist/Turnover ratio	Steals/game	Blocks/game
8	30.9	16.8	42.2	36.7	66.7	4.1	2.9	2.6	1.1	1.8	0.3

Career Statistics/Career Highs

SEASON	TEAM	GP-GS	MIN/AVG	Field Goals		3-Point		F-Throws		Rebounds				Scoring						
				FG-FGA	FG%	3FG-3FGA	3FG%	FT-FTA	FT%	OFF	DEF	TOT	AVG	PF-FO	A	TO	BLK	STL	PTS	AVG
2019-20	Vandy	32-31	952/29.8	108-275	.393	34-94	.362	134-189	.709	16	72	88	2.8	97-4	114	86	4	35	384	12.0
2020-21	Vandy	22-22	699/31.8	136-318	.428	43-120	.358	142-167	.850	22	41	63	2.9	54-3	107	84	4	39	457	20.8
2021-22	Vandy	8-8	248/30.9	46-109	.422	18-49	.367	24-36	.667	5	28	33	4.1	16-0	23	21	2	14	134	16.8
TOTAL		62-61	1899/30.6	290-702	.413	95-263	.361	300-392	.765	43	141	184	3.0	167-7	244	191	10	88	975	15.7

Single Game Highs

Statistic	Value	
Points	36	at Cincinnati 03/04/21
Rebounds	8	at Kentucky 01/05/21
Assists	12	vs Mississippi St. 01/09/21
Steals	4	4 times
Blocks	2	vs Florida 12/30/20
FG Made	12	at Florida 01/27/21
FG Attempts	22	vs Richmond 12/16/20, at Florida 01/27/21
3FG Made	8	at SMU 12/04/21
3FG Attempts	14	at SMU 12/04/21
FT Made	15	vs South Carolina 03/07/20, vs Texas A&M 03/10/21
FT Attempts	16	vs South Carolina 03/07/20, vs Davidson 12/30/19

#3 RODNEY CHATMAN

2021-22 Game-by-Game Statistics

Career Statistics/Career Highs

				Field Goals		3-Point		F-Throws		Rebounds									Scoring	
SEASON	TEAM	GP-GS	MIN/AVG	FG-FGA	FG%	3FG-3FGA	3FG%	FT-FTA	FT%	OFF	DEF	TOT	AVG	PF-FO	A	TO	BLK	STL	PTS	AVG
2016-17	UTC	31-3	623/20.1	51-139	.367	9-35	.257	52-72	.722	6	60	66	2.1	74-0	69	66	2	25	163	5.3
2017-18	UTC	30-28	970/32.3	131-289	.453	43-127	.339	93-119	.782	9	115	124	4.1	88-3	135	89	14	35	398	13.3
2019-20	UD	31-31	829/26.8	76-188	.404	36-100	.360	51-71	.718	11	65	76	2.5	86-2	99	63	4	39	239	7.7
2020-21	UD	12-11	389/32.4	36-81	.444	6-27	.222	17-32	.531	2	29	31	2.6	35-2	45	39	2	21	95	7.9
TOTAL FOR Vandy		0-0	0/0.0	0-0	.000	0-0	.000	0-0	.000	0	0	0	0.0	0-0	0	0	0	0	0	0.0
TOTAL		104-73	2811/27.0	294-697	.422	94-289	.325	213-294	.724	28	269	297	2.9	283-7	348	257	22	120	895	8.6

Single Game Highs

Statistic	Value	
Points	26	at ETSU 02/03/18
Rebounds	9	at Wyoming 11/10/17, vs UNC Greensboro 01/29/18
Assists	14	at Jacksonville St. 12/21/17
Steals	5	vs Ole Miss 12/19/20
Blocks	3	at Jacksonville St. 12/21/17, vs The Citadel 02/08/18
FG Made	9	at ETSU 02/03/18
FG Attempts	16	at Akron 11/28/17, vs Charlotte 12/10/17
3FG Made	5	at Samford 12/30/17
3FG Attempts	9	at Samford 12/30/17
FT Made	9	vs Samford 03/02/18, vs UNC Greensboro 01/29/18, vs Mercer 02/10/18
FT Attempts	11	vs UNC Greensboro 01/29/18

#4 JORDAN WRIGHT

2021-22 Game-by-Game Statistics

#4 WRIGHT, Jordan

Opponent	Date	GS	MIN	Total		3-Pointers		Free throws		Rebounds											
				FG-FGA	PCT	3FG-3FGA	PCT	FT-FTA	PCT	OFF	DEF	TOT	AVG	PF	A	TO	BLK	STL	PTS	AVG	
Alabama St.	11/10/2021	*	20:59	6-9	.667	1-1	1.000	3-5	.600	2	2	4	4.0	2	3	2	0	2	16	16.0	
Texas St.	11/14/2021	*	30:06	5-11	.455	1-3	.333	5-7	.714	1	3	4	4.0	2	2	1	1	2	16	16.0	
VCU	11/17/2021	*	36:10	6-16	.375	1-6	.167	2-2	1.000	3	4	7	5.0	3	1	4	1	0	15	15.7	
Winthrop	11/20/2021	*	33:23	10-13	.769	5-7	.714	3-4	.750	2	4	6	5.3	2	2	3	0	2	28	18.8	
at Pittsburgh	11/24/2021	*	36:52	3-9	.333	2-5	.400	1-2	.500	0	7	7	5.6	1	2	2	0	1	9	16.8	
Mississippi Val.	11/29/2021	*	20:26	2-5	.400	1-3	.333	0-0	.000	2	3	5	5.5	0	0	2	0	2	5	14.8	
at SMU	12/04/2021	*	26:14	4-11	.364	0-3	.000	6-6	1.000	5	7	12	6.4	2	2	4	0	0	14	14.7	
Temple	12/07/2021	*	36:23	5-17	.294	0-3	.000	6-6	1.000	4	7	11	7.0	5	3	2	0	0	16	14.9	
Totals		8	240:33	41-91	.451	11-31	.355	26-32	.813	19	37	56	7.0	17	15	20	2	9	119	14.9	

Player Averages

Games Played	Minutes/game	Points/game	FG Pct	3FG Pct	FT Pct	Rebounds/game	Assists/game	Turnovers/game	Assist/Turnover ratio	Steals/game	Blocks/game
8	30.1	14.9	45.1	35.5	81.3	7.0	1.9	2.5	0.8	1.1	0.3

Career Statistics/Career Highs

				Field Goals		3-Point		F-Throws		Rebounds									Scoring	
SEASON	TEAM	GP-GS	MIN/AVG	FG-FGA	FG%	3FG-3FGA	3FG%	FT-FTA	FT%	OFF	DEF	TOT	AVG	PF-FO	A	TO	BLK	STL	PTS	AVG
2019-20	Vandy	31-6	512/16.5	59-156	.378	8-53	.151	51-67	.761	29	57	86	2.8	61-0	14	39	8	24	177	5.7
2020-21	Vandy	23-15	564/24.5	77-158	.487	16-37	.432	31-48	.646	32	72	104	4.5	54-1	48	51	8	26	201	8.7
2021-22	Vandy	8-8	241/30.1	41-91	.451	11-31	.355	26-32	.813	19	37	56	7.0	17-1	15	20	2	9	119	14.9
TOTAL		62-29	1317/21.2	177-405	.437	35-121	.289	108-147	.735	80	166	246	4.0	132-2	77	110	18	59	497	8.0

Single Game Highs

Statistic	Value	
Points	28	vs Winthrop 11/20/21
Rebounds	12	at SMU 12/04/21
Assists	5	at Alabama 02/20/21, vs Ole Miss 02/27/21
Steals	4	vs Buffalo 12/03/19, vs Alabama 01/22/20
Blocks	2	vs Georgia 02/22/20
FG Made	10	vs Winthrop 11/20/21
FG Attempts	17	vs Temple 12/07/21
3FG Made	5	vs Winthrop 11/20/21
3FG Attempts	7	vs Winthrop 11/20/21
FT Made	8	at South Carolina 01/25/20
FT Attempts	10	at South Carolina 01/25/20

#5 SHANE DEZONIE

2021-22 Game-by-Game Statistics

#5 DEZONIE, Shane

Opponent	Date	GS	MIN	Total		3-Pointers		Free throws		Rebounds				PF	A	TO	BLK	STL	PTS	
				FG-FGA	PCT	3FG-3FGA	PCT	FT-FTA	PCT	OFF	DEF	TOT	AVG							
Alabama St.	11/10/2021		13:48	0-3	.000	0-1	.000	5-6	.833	0	1	1	1.0	3	1	3	0	2	5	5.0
Texas St.	11/14/2021		14:51	1-3	.333	1-2	.500	0-0	.000	0	3	3	2.0	1	0	0	0	0	3	4.0
VCU	11/17/2021		08:04	0-0	.000	0-0	.000	0-0	.000	0	2	2	2.0	0	0	1	0	0	0	2.7
Winthrop	11/20/2021		11:35	0-1	.000	0-1	.000	0-0	.000	0	2	2	2.0	3	2	3	1	0	0	2.0
at Pittsburgh	11/24/2021		07:05	0-1	.000	0-0	.000	0-0	.000	0	0	0	1.6	0	0	1	0	0	0	1.6
Mississippi Val.	11/29/2021		14:21	1-4	.250	1-1	1.000	2-2	1.000	3	3	6	2.3	1	1	3	0	0	5	2.2
at SMU	12/04/2021		25:21	3-5	.600	3-3	1.000	0-0	.000	3	2	5	2.7	2	2	1	0	1	9	3.1
Temple	12/07/2021		13:04	0-1	.000	0-0	.000	0-0	.000	1	0	1	2.5	2	0	2	0	0	0	2.8
Totals		0	108:09	5-18	.278	5-8	.625	7-8	.875	7	13	20	2.5	12	6	14	1	3	22	2.8

Player Averages

Games Played	Minutes/game	Points/game	FG Pct	3FG Pct	FT Pct	Rebounds/game	Assists/game	Turnovers/game	Assist/Turnover ratio	Steals/game	Blocks/game
8	13.5	2.8	27.8	62.5	87.5	2.5	0.8	1.8	0.4	0.4	0.1

Career Statistics/Career Highs

				Field Goals		3-Point		F-Throws		Rebounds				Scoring						
SEASON	TEAM	GP-GS	MIN/AVG	FG-FGA	FG%	3FG-3FGA	3FG%	FT-FTA	FT%	OFF	DEF	TOT	AVG	PF-FO	A	TO	BLK	STL	PTS	AVG
2021-22	Vandy	8-0	108/13.5	5-18	.278	5-8	.625	7-8	.875	7	13	20	2.5	12-0	6	14	1	3	22	2.8
TOTAL		8-0	108/13.5	5-18	.278	5-8	.625	7-8	.875	7	13	20	2.5	12-0	6	14	1	3	22	2.8

Single Game Highs

Statistic	Value	
Points	9	at SMU 12/04/21
Rebounds	6	vs Mississippi Val. 11/29/21
Assists	2	vs Winthrop 11/20/21, at SMU 12/04/21
Steals	2	vs Alabama St. 11/10/21
Blocks	1	vs Winthrop 11/20/21
FG Made	3	at SMU 12/04/21
FG Attempts	5	at SMU 12/04/21
3FG Made	3	at SMU 12/04/21
3FG Attempts	3	at SMU 12/04/21
FT Made	5	vs Alabama St. 11/10/21
FT Attempts	6	vs Alabama St. 11/10/21

#10 MYLES STUTE

2021-22 Game-by-Game Statistics

#10 STUTE, Myles

				Total		3-Pointers		Free throws		Rebounds											
Opponent	Date	GS	MIN	FG-FGA	PCT	3FG-3FGA	PCT	FT-FTA	PCT	OFF	DEF	TOT	AVG	PF	A	TO	BLK	STL	PTS	AVG	
Alabama St.	11/10/2021	*	18:02	5-9	.556	3-7	.429	0-0	.000	1	2	3	3.0	2	0	0	1	0	13	13.0	
Texas St.	11/14/2021	*	28:23	4-7	.571	4-6	.667	0-0	.000	0	2	2	2.5	3	0	0	0	0	12	12.5	
VCU	11/17/2021	*	20:55	0-3	.000	0-2	.000	1-2	.500	1	0	1	2.0	3	0	4	1	0	1	8.7	
Winthrop	11/20/2021	*	21:12	1-5	.200	0-4	.000	2-4	.500	0	4	4	2.5	0	1	1	0	4	4	7.5	
at Pittsburgh	11/24/2021	*	18:37	2-6	.333	2-5	.400	2-2	1.000	0	1	1	2.2	1	0	0	0	2	8	7.6	
Mississippi Val.	11/29/2021	*	18:46	6-11	.545	6-10	.600	2-2	1.000	0	6	6	2.8	1	0	0	2	1	20	9.7	
at SMU	12/04/2021	*	23:21	1-4	.250	0-3	.000	0-0	.000	1	3	4	3.0	4	2	1	0	1	2	8.6	
Temple	12/07/2021	*	13:05	1-4	.250	1-3	.333	0-0	.000	1	0	1	2.8	1	0	0	1	0	3	7.9	
Totals		8	162:21	20-49	.408	16-40	.400	7-10	.700	4	18	22	2.8	15	3	6	5	8	63	7.9	

Player Averages

Games Played	Minutes/game	Points/game	FG Pct	3FG Pct	FT Pct	Rebounds/game	Assists/game	Turnovers/game	Assist/Turnover ratio	Steals/game	Blocks/game
8	20.3	7.9	40.8	40.0	70.0	2.8	0.4	0.8	0.5	1.0	0.6

Career Statistics/Career Highs

				Field Goals		3-Point		F-Throws		Rebounds										Scoring	
SEASON	TEAM	GP-GS	MIN/AVG	FG-FGA	FG%	3FG-3FGA	3FG%	FT-FTA	FT%	OFF	DEF	TOT	AVG	PF-FO	A	TO	BLK	STL	PTS	AVG	
2020-21	Vandy	21-3	315/15.0	22-76	.289	18-63	.286	19-25	.760	12	37	49	2.3	25-0	11	17	2	6	81	3.9	
2021-22	Vandy	8-8	162/20.3	20-49	.408	16-40	.400	7-10	.700	4	18	22	2.8	15-0	3	6	5	8	63	7.9	
TOTAL		29-11	478/16.5	42-125	.336	34-103	.330	26-35	.743	16	55	71	2.4	40-0	14	23	7	14	144	5.0	

Single Game Highs

Statistic	Value	
Points	20	vs Mississippi Val. 11/29/21
Rebounds	6	at Kentucky 01/05/21, vs Mississippi Val. 11/29/21
Assists	2	4 times
Steals	4	vs Winthrop 11/20/21
Blocks	2	vs Mississippi Val. 11/29/21
FG Made	6	vs Mississippi Val. 11/29/21
FG Attempts	11	vs Mississippi Val. 11/29/21
3FG Made	6	vs Mississippi Val. 11/29/21
3FG Attempts	10	vs Mississippi Val. 11/29/21
FT Made	4	at Kentucky 01/05/21, vs Alcorn 12/27/20
FT Attempts	5	vs Alcorn 12/27/20

#11 GABE DORSEY

2021-22 Game-by-Game Statistics

#11 DORSEY, Gabe

Opponent	Date	GS	MIN	Total		3-Pointers		Free throws		Rebounds				PF	A	TO	BLK	STL	PTS	AVG
				FG-FGA	PCT	3FG-3FGA	PCT	FT-FTA	PCT	OFF	DEF	TOT	AVG							
Alabama St.	11/10/2021		07:17	0-1	.000	0-1	.000	0-0	.000	0	0	0	0.0	1	0	0	0	0	0	0.0
Texas St.	11/14/2021		04:30	0-1	.000	0-1	.000	0-0	.000	0	0	0	0.0	0	0	1	0	0	0	0.0
VCU	11/17/2021		05:55	1-1	1.000	0-0	.000	0-0	.000	1	0	1	0.3	0	0	0	0	0	2	0.7
Winthrop	11/20/2021		07:39	0-3	.000	0-3	.000	0-0	.000	0	1	1	0.5	0	1	0	0	0	0	0.5
at Pittsburgh	11/24/2021		01:34	0-0	.000	0-0	.000	0-0	.000	0	0	0	0.4	0	0	0	0	0	0	0.4
Mississippi Val.	11/29/2021		11:37	1-3	.333	1-2	.500	0-0	.000	0	1	1	0.5	1	0	1	0	0	3	0.8
at SMU	12/04/2021		01:47	0-0	.000	0-0	.000	0-0	.000	0	0	0	0.4	0	0	0	0	0	0	0.7
Temple	12/07/2021		09:40	1-4	.250	0-2	.000	0-1	.000	0	0	0	0.4	1	0	0	0	0	2	0.9
Totals		0	49:59	3-13	.231	1-9	.111	0-1	.000	1	2	3	0.4	3	1	2	0	0	7	0.9

Player Averages

Games Played	Minutes/ game	Points/ game	FG Pct	3FG Pct	FT Pct	Rebounds/ game	Assists/ game	Turnovers/ game	Assist/Turnover ratio	Steals/ game	Blocks/ game
8	6.2	0.9	23.1	11.1	0.0	0.4	0.1	0.3	0.5	0.0	0.0

Career Statistics/Career Highs

DORSEY, Gabe

				Field Goals		3-Point		F-Throws		Rebounds				Scoring						
SEASON	TEAM	GP-GS	MIN/AVG	FG-FGA	FG%	3FG-3FGA	3FG%	FT-FTA	FT%	OFF	DEF	TOT	AVG	PF-FO	A	TO	BLK	STL	PTS	AVG
2021-22	Vandy	8-0	50/6.2	3-13	.231	1-9	.111	0-1	.000	1	2	3	0.4	3-0	1	2	0	0	7	0.9
TOTAL		8-0	50/6.2	3-13	.231	1-9	.111	0-1	.000	1	2	3	0.4	3-0	1	2	0	0	7	0.9

Single Game Highs

Statistic	Value	
Points	3	vs Mississippi Val. 11/29/21
Rebounds	1	vs VCU 11/17/21, vs Winthrop 11/20/21, vs Mississippi Val. 11/29/21
Assists	1	vs Winthrop 11/20/21
FG Made	1	vs VCU 11/17/21, vs Mississippi Val. 11/29/21, vs Temple 12/07/21
FG Attempts	4	vs Temple 12/07/21
3FG Made	1	vs Mississippi Val. 11/29/21
3FG Attempts	3	vs Winthrop 11/20/21
FT Attempts	1	vs Temple 12/07/21

#12 TREY THOMAS

2021-22 Game-by-Game Statistics

#12 THOMAS, Trey

Opponent	Date	GS	MIN	Total		3-Pointers		Free throws		Rebounds				PF	A	TO	BLK	STL	PTS	AVG
				FG-FGA	PCT	3FG-3FGA	PCT	FT-FTA	PCT	OFF	DEF	TOT	AVG							
Alabama St.	11/10/2021		15:42	0-7	.000	0-6	.000	3-4	.750	1	0	1	1.0	0	2	1	0	1	3	3.0
Texas St.	11/14/2021		14:11	1-2	.500	1-2	.500	2-2	1.000	1	1	2	1.5	0	1	2	0	0	5	4.0
VCU	11/17/2021		09:52	0-4	.000	0-4	.000	0-0	.000	0	0	0	1.0	1	0	0	0	0	0	2.7
Winthrop	11/20/2021		16:46	0-5	.000	0-3	.000	0-0	.000	0	2	2	1.3	0	3	1	1	0	0	2.0
at Pittsburgh	11/24/2021		16:12	4-8	.500	4-6	.667	2-2	1.000	1	2	3	1.6	0	1	0	0	0	14	4.4
Mississippi Val.	11/29/2021		21:14	2-4	.500	0-2	.000	3-4	.750	0	3	3	1.8	1	1	1	0	1	7	4.8
at SMU	12/04/2021		10:38	0-2	.000	0-2	.000	0-0	.000	0	0	0	1.6	1	2	2	0	0	0	4.1
Temple	12/07/2021		33:25	4-10	.400	1-7	.143	0-0	.000	0	0	0	1.4	4	0	1	0	2	9	4.8
Totals		0	137:60	11-42	.262	6-32	.188	10-12	.833	3	8	11	1.4	7	10	8	1	4	38	4.8

Player Averages

Games Played	Minutes/game	Points/game	FG Pct	3FG Pct	FT Pct	Rebounds/game	Assists/game	Turnovers/game	Assist/Turnover ratio	Steals/game	Blocks/game
8	17.2	4.8	26.2	18.8	83.3	1.4	1.3	1.0	1.3	0.5	0.1

Career Statistics/Career Highs

				Field Goals		3-Point		F-Throws		Rebounds										Scoring	
SEASON	TEAM	GP-GS	MIN/AVG	FG-FGA	FG%	3FG-3FGA	3FG%	FT-FTA	FT%	OFF	DEF	TOT	AVG	PF-FO	A	TO	BLK	STL	PTS	AVG	
2020-21	Vandy	25-3	456/18.2	49-135	.363	39-98	.398	13-18	.722	8	30	38	1.5	51-1	22	24	0	15	150	6.0	
2021-22	Vandy	8-0	138/17.2	11-42	.262	6-32	.188	10-12	.833	3	8	11	1.4	7-0	10	8	1	4	38	4.8	
TOTAL		33-3	594/18.0	60-177	.339	45-130	.346	23-30	.767	11	38	49	1.5	58-1	32	32	1	19	188	5.7	

Single Game Highs

Statistic	Value	
Points	17	vs Mississippi St. 01/09/21
Rebounds	5	vs Richmond 12/16/20, at Cincinnati 03/04/21
Assists	3	at Kentucky 01/05/21, vs Mississippi St. 01/09/21, vs Winthrop 11/20/21
Steals	3	at LSU 03/02/21
Blocks	1	vs Winthrop 11/20/21
FG Made	6	vs Mississippi St. 01/09/21
FG Attempts	11	vs Mississippi St. 01/09/21
3FG Made	5	vs Mississippi St. 01/09/21
3FG Attempts	9	vs Mississippi St. 01/09/21
FT Made	3	vs Alabama St. 11/10/21, vs Mississippi Val. 11/29/21
FT Attempts	4	at LSU 03/02/21, vs Alabama St. 11/10/21, vs Mississippi Val. 11/29/21

#15 TERREN FRANK

2021-22 Game-by-Game Statistics

#15 FRANK, Terren

Opponent	Date	GS	MIN	Total		3-Pointers		Free throws		Rebounds				PF	A	TO	BLK	STL	PTS	AVG
				FG-FGA	PCT	3FG-3FGA	PCT	FT-FTA	PCT	OFF	DEF	TOT	AVG							
Alabama St.	11/10/2021		20:52	2-6	.333	0-1	.000	1-2	.500	3	2	5	5.0	1	0	0	0	0	5	5.0
Texas St.	11/14/2021		12:26	1-1	1.000	1-1	1.000	0-0	.000	0	5	5	5.0	2	0	0	0	0	3	4.0
VCU	11/17/2021		15:42	1-5	.200	1-5	.200	0-0	.000	1	0	1	3.7	0	1	0	0	1	3	3.7
Winthrop	11/20/2021		06:09	0-2	.000	0-0	.000	0-0	.000	0	1	1	3.0	0	0	1	0	0	0	2.8
at Pittsburgh	11/24/2021		17:43	2-3	.667	1-1	1.000	0-0	.000	0	0	0	2.4	3	0	1	0	0	5	3.2
Mississippi Val.	11/29/2021		20:05	2-6	.333	0-2	.000	0-3	.000	1	4	5	2.8	2	0	1	2	0	4	3.3
at SMU	12/04/2021		14:31	1-4	.250	0-2	.000	2-2	1.000	0	0	0	2.4	1	0	1	0	1	4	3.4
Temple	12/07/2021		31:55	1-6	.167	0-2	.000	3-4	.750	2	4	6	2.9	3	0	0	0	3	5	3.6
Totals		0	139:23	10-33	.303	3-14	.214	6-11	.545	7	16	23	2.9	12	1	4	2	5	29	3.6

Player Averages

Games Played	Minutes/game	Points/game	FG Pct	3FG Pct	FT Pct	Rebounds/game	Assists/game	Turnovers/game	Assist/Turnover ratio	Steals/game	Blocks/game
8	17.4	3.6	30.3	21.4	54.5	2.9	0.1	0.5	0.3	0.6	0.3

Career Statistics/Career Highs

SEASON	TEAM	GP-GS	MIN/AVG	Field Goals		3-Point		F-Throws		Rebounds				Scoring						
				FG-FGA	FG%	3FG-3FGA	3FG%	FT-FTA	FT%	OFF	DEF	TOT	AVG	PF-FO	A	TO	BLK	STL	PTS	AVG
2020-21	TCU	14-0	120/8.6	11-27	.407	5-13	.385	0-1	.000	3	9	12	0.9	9-0	5	4	2	1	27	1.9
2021-22	Vandy	8-0	139/17.4	10-33	.303	3-14	.214	6-11	.545	7	16	23	2.9	12-0	1	4	2	5	29	3.6
TOTAL FOR Vandy		8-0	139/17.4	10-33	.303	3-14	.214	6-11	.545	7	16	23	2.9	12-0	1	4	2	5	29	3.6
TOTAL		22-0	260/11.8	21-60	.350	8-27	.296	6-12	.500	10	25	35	1.6	21-0	6	8	4	6	56	2.5

Single Game Highs

Statistic	Value	
Points	8	vs Iowa St. 02/09/21, at Texas 02/13/21
Rebounds	6	vs Temple 12/07/21
Assists	1	6 times
Steals	3	vs Temple 12/07/21
Blocks	2	vs Mississippi Val. 11/29/21
FG Made	3	vs Iowa St. 02/09/21, at Texas 02/13/21
FG Attempts	7	vs Iowa St. 02/09/21, vs West Virginia 02/23/21
3FG Made	2	vs Iowa St. 02/09/21, at Texas 02/13/21
3FG Attempts	5	vs VCU 11/17/21
FT Made	3	vs Temple 12/07/21
FT Attempts	4	vs Temple 12/07/21

#21 LIAM ROBBINS**2021-22 Game-by-Game Statistics****Career Statistics/Career Highs****ROBBINS, Liam**

				Field Goals		3-Point		F-Throws		Rebounds										Scoring	
SEASON	TEAM	GP-GS	MIN/AVG	FG-FGA	FG%	3FG-3FGA	3FG%	FT-FTA	FT%	OFF	DEF	TOT	AVG	PF-FO	A	TO	BLK	STL	PTS	AVG	
2018-19	DRA	31-2	350/11.3	50-113	.442	3-13	.231	25-42	.595	39	44	83	2.7	79-2	16	22	35	10	128	4.1	
2019-20	DRA	34-34	920/27.1	189-379	.499	10-41	.244	93-134	.694	67	174	241	7.1	101-5	28	57	99	20	481	14.1	
2020-21	MINN	23-23	565/24.6	89-202	.441	17-52	.327	75-108	.694	55	97	152	6.6	83-5	25	38	62	15	270	11.7	
TOTAL FOR Vandy		0-0	0/0.0	0-0	.000	0-0	.000	0-0	.000	0	0	0	0.0	0-0	0	0	0	0	0	0.0	
TOTAL		88-59	1835/20.9	328-694	.473	30-106	.283	193-284	.680	161	315	476	5.4	263-12	69	117	196	45	879	10.0	

Single Game Highs

Statistic	Value	
Points	29	vs Bradley 02/05/20
Rebounds	14	vs Ohio St. 01/03/21
Assists	4	vs McKendree 12/29/18, vs Ohio St. 01/03/21, vs Illinois 02/20/21
Steals	3	at Rutgers 02/04/21
Blocks	7	vs Loyola Chicago 01/07/20
FG Made	10	at Bradley 12/31/19
FG Attempts	18	vs Bradley 03/07/20
3FG Made	3	at Dayton 12/14/19, vs Michigan 01/16/21
3FG Attempts	7	at Purdue 01/30/21
FT Made	13	vs Valparaiso 02/19/20
FT Attempts	18	vs Valparaiso 02/19/20

#20 MAX ADELMAN

2021-22 Game-by-Game Statistics

#20 ADELMAN, Max

Opponent	Date	GS	MIN	Total		3-Pointers		Free throws		Rebounds				PF	A	TO	BLK	STL	PTS	AVG
				FG-FGA	PCT	3FG-3FGA	PCT	FT-FTA	PCT	OFF	DEF	TOT	AVG							
Alabama St.	11/10/2021		02:46	0-1	.000	0-0	.000	0-0	.000	0	0	0	0.0	0	0	0	0	0	0	0.0
Mississippi Val.	11/29/2021		01:09	0-0	.000	0-0	.000	0-0	.000	0	0	0	0.0	0	1	0	0	0	0	0.0
Totals		0	03:55	0-1	.000	0-0	.000	0-0	.000	0	0	0	0.0	0	1	0	0	0	0	0.0

Player Averages

Games Played	Minutes/game	Points/game	FG Pct	3FG Pct	FT Pct	Rebounds/game	Assists/game	Turnovers/game	Assist/Turnover ratio	Steals/game	Blocks/game
2	2.0	0.0	0.0	0.0	0.0	0.0	0.5	0.0	1.0	0.0	0.0

Career Statistics/Career Highs

				Field Goals		3-Point		F-Throws		Rebounds				Scoring						
SEASON	TEAM	GP-GS	MIN/AVG	FG-FGA	FG%	3FG-3FGA	3FG%	FT-FTA	FT%	OFF	DEF	TOT	AVG	PF-FO	A	TO	BLK	STL	PTS	AVG
2020-21	Vandy	4-0	4/0.9	0-0	.000	0-0	.000	0-0	.000	0	0	0	0.0	0-0	0	0	0	1	0	0.0
2021-22	Vandy	2-0	4/2.0	0-1	.000	0-0	.000	0-0	.000	0	0	0	0.0	0-0	1	0	0	0	0	0.0
TOTAL		6-0	8/1.3	0-1	.000	0-0	.000	0-0	.000	0	0	0	0.0	0-0	1	0	0	1	0	0.0

#22 GRAHAM CALTON

2021-22 Game-by-Game Statistics

#22 CALTON, Graham

Opponent	Date	GS	MIN	Total		3-Pointers		Free throws		Rebounds				PF	A	TO	BLK	STL	PTS	AVG
				FG-FGA	PCT	3FG-3FGA	PCT	FT-FTA	PCT	OFF	DEF	TOT	AVG							
Alabama St.	11/10/2021		04:21	0-1	.000	0-1	.000	0-0	.000	0	0	0	0.0	1	0	0	0	0	0	0.0
Mississippi Val.	11/29/2021		03:46	0-1	.000	0-1	.000	0-0	.000	0	1	1	0.5	0	0	0	0	1	0	0.0
Totals		0	08:07	0-2	.000	0-2	.000	0-0	.000	0	1	1	0.5	1	0	0	0	1	0	0.0

Player Averages

Games Played	Minutes/game	Points/game	FG Pct	3FG Pct	FT Pct	Rebounds/game	Assists/game	Turnovers/game	Assist/Turnover ratio	Steals/game	Blocks/game
2	4.1	0.0	0.0	0.0	0.0	0.5	0.0	0.0	0.0	0.5	0.0

Steals 1 vs Mississippi Val. 11/29/21

CALTON, Graham

				Field Goals		3-Point		F-Throws		Rebounds				Scoring						
SEASON	TEAM	GP-GS	MIN/AVG	FG-FGA	FG%	3FG-3FGA	3FG%	FT-FTA	FT%	OFF	DEF	TOT	AVG	PF-FO	A	TO	BLK	STL	PTS	AVG
2021-22	Vandy	2-0	8/4.1	0-2	.000	0-2	.000	0-0	.000	0	1	1	0.5	1-0	0	0	0	1	0	0.0
TOTAL		2-0	8/4.1	0-2	.000	0-2	.000	0-0	.000	0	1	1	0.5	1-0	0	0	0	1	0	0.0

Single Game Highs

Statistic	Value
Rebounds	1 vs Mississippi Val. 11/29/21
Steals	1 vs Mississippi Val. 11/29/21
FG Attempts	1 vs Alabama St. 11/10/21, vs Mississippi Val. 11/29/21
3FG Attempts	1 vs Alabama St. 11/10/21, vs Mississippi Val. 11/29/21

#23 JAMAINE MANN**Career Statistics/Career Highs**

SEASON	TEAM	GP-GS		Field Goals		3-Point		F-Throws		Rebounds										Scoring	
				MIN/AVG	FG-FGA	FG%	3FG-3FGA	3FG%	FT-FTA	FT%	OFF	DEF	TOT	AVG	PF-FO	A	TO	BLK	STL	PTS	AVG
2020-21	GW	26-10		541/20.8	63-122	.516	4-13	.308	46-83	.554	53	84	137	5.3	67-3	19	28	12	9	176	6.8
2021-22	Vandy	8-0		135/16.9	17-31	.548	0-4	.000	15-23	.652	18	24	42	5.3	17-0	1	3	4	5	49	6.1
TOTAL FOR Vandy		8-0		135/16.9	17-31	.548	0-4	.000	15-23	.652	18	24	42	5.3	17-0	1	3	4	5	49	6.1
TOTAL		34-10		677/19.9	80-153	.523	4-17	.235	61-106	.575	71	108	179	5.3	84-3	20	31	16	14	225	6.6

Single Game Highs

Statistic	Value	
Points	18	vs UNC Asheville 01/20/21
Rebounds	12	vs Presbyterian 02/04/21
Assists	3	at Radford 02/18/21, vs Campbell 01/05/21
Steals	2	at USC Upstate 02/22/21, vs Alabama St. 11/10/21
Blocks	4	at Radford 02/17/21
FG Made	8	vs UNC Asheville 01/20/21
FG Attempts	11	vs UNC Asheville 01/20/21
3FG Made	1	4 times
3FG Attempts	2	at Radford 02/18/21, at Winthrop 01/10/21
FT Made	8	vs Presbyterian 02/04/21
FT Attempts	10	vs Presbyterian 02/04/21

2021-22 Game-by-Game Statistics

Opponent	Date	GS	MIN	Total		3-Pointers		Free throws		Rebounds											
				FG-FGA	PCT	3FG-3FGA	PCT	FT-FTA	PCT	OFF	DEF	TOT	AVG	PF	A	TO	BLK	STL	PTS	AVG	
Alabama St.	11/10/2021		17:35	4-5	.800	0-0	.000	7-9	.778	6	4	10	10.0	3	1	0	1	2	15	15.0	
Texas St.	11/14/2021		09:47	0-2	.000	0-0	.000	2-2	1.000	1	4	5	7.5	4	0	1	0	0	2	8.5	
VCU	11/17/2021		13:48	1-5	.200	0-1	.000	1-3	.333	3	1	4	6.3	2	0	0	0	1	3	6.7	
Winthrop	11/20/2021		17:06	1-2	.500	0-1	.000	2-3	.667	2	3	5	6.0	2	0	0	0	0	4	6.0	
at Pittsburgh	11/24/2021		19:22	2-2	1.000	0-0	.000	0-0	.000	2	2	4	5.6	2	0	1	0	1	4	5.6	
Mississippi Val.	11/29/2021		15:47	2-3	.667	0-0	.000	0-0	.000	1	5	6	5.7	1	0	0	1	0	4	5.3	
at SMU	12/04/2021		12:29	1-3	.333	0-1	.000	0-0	.000	0	2	2	5.1	1	0	0	1	0	2	4.9	
Temple	12/07/2021		29:23	6-9	.667	0-1	.000	3-6	.500	3	3	6	5.3	2	0	1	1	1	15	6.1	
Totals		0	135:17	17-31	.548	0-4	.000	15-23	.652	18	24	42	5.3	17	1	3	4	5	49	6.1	

Player Averages

Games Played	Minutes/game	Points/game	FG Pct	3FG Pct	FT Pct	Rebounds/game	Assists/game	Turnovers/game	Assist/Turnover ratio	Steals/game	Blocks/game
8	16.9	6.1	54.8	0.0	65.2	5.3	0.1	0.4	0.3	0.6	0.5

#33 DREW WEIKERT

Career Statistics/Career Highs

				Field Goals		3-Point		F-Throws		Rebounds										Scoring	
SEASON	TEAM	GP-GS	MIN/AVG	FG-FGA	FG%	3FG-3FGA	3FG%	FT-FTA	FT%	OFF	DEF	TOT	AVG	PF-FO	A	TO	BLK	STL	PTS	AVG	
2019-20	Vandy	4-0	10/2.5	2-3	.667	0-1	.000	0-0	.000	0	0	0	0.0	4-0	0	0	0	2	4	1.0	
2020-21	Vandy	2-0	12/6.2	1-3	.333	0-2	.000	0-0	.000	1	2	3	1.5	1-0	2	1	0	0	2	1.0	
2021-22	Vandy	3-0	17/5.7	2-4	.500	2-4	.500	2-2	1.000	0	0	0	0.0	0-0	1	0	0	1	8	2.7	
TOTAL		9-0	39/4.4	5-10	.500	2-7	.286	2-2	1.000	1	2	3	0.3	5-0	3	1	0	3	14	1.6	

Single Game Highs

Statistic	Value	
Points	5	vs Alabama St. 11/10/21
Rebounds	2	vs Mississippi Val. 12/13/20
Assists	1	vs Mississippi Val. 12/13/20, at Ole Miss 03/06/21, vs Mississippi Val. 11/29/21
Steals	1	vs Missouri 02/26/20, vs Georgia 02/22/20, vs Winthrop 11/20/21
FG Made	1	5 times
FG Attempts	3	vs Mississippi Val. 12/13/20
3FG Made	1	vs Alabama St. 11/10/21, vs Mississippi Val. 11/29/21
3FG Attempts	2	vs Mississippi Val. 12/13/20, vs Mississippi Val. 11/29/21
FT Made	2	vs Alabama St. 11/10/21
FT Attempts	2	vs Alabama St. 11/10/21

2021-22 Game-by-Game Statistics

				Total		3-Pointers		Free throws		Rebounds											
Opponent	Date	GS	MIN	FG-FGA	PCT	3FG-3FGA	PCT	FT-FTA	PCT	OFF	DEF	TOT	AVG	PF	A	TO	BLK	STL	PTS	AVG	
Alabama St.	11/10/2021		06:53	1-1	1.000	1-1	1.000	2-2	1.000	0	0	0	0.0	0	0	0	0	0	5	5.0	
Winthrop	11/20/2021		02:56	0-1	.000	0-1	.000	0-0	.000	0	0	0	0.0	0	0	0	0	1	0	2.5	
Mississippi Val.	11/29/2021		07:18	1-2	.500	1-2	.500	0-0	.000	0	0	0	0.0	0	1	0	0	0	3	2.7	
Totals		0	17:07	2-4	.500	2-4	.500	2-2	1.000	0	0	0	0.0	0	1	0	0	1	8	2.7	

Player Averages

Games Played	Minutes/game	Points/game	FG Pct	3FG Pct	FT Pct	Rebounds/game	Assists/game	Turnovers/game	Assist/Turnover ratio	Steals/game	Blocks/game
3	5.7	2.7	50.0	50.0	100.0	0.0	0.3	0.0	1.0	0.3	0.0

#42 QUENTIN MILLORA-BROWN**Career Statistics/Career Highs**

SEASON	TEAM	GP-GS	MIN/AVG	Field Goals		3-Point		F-Throws		Rebounds									Scoring	
				FG-FGA	FG%	3FG-3FGA	3FG%	FT-FTA	FT%	OFF	DEF	TOT	AVG	PF-FO	A	TO	BLK	STL	PTS	AVG
2018-19	Rice	32-28	746/23.3	101-169	.598	0-0	.000	27-60	.450	69	119	188	5.9	75-1	39	35	37	9	229	7.2
2020-21	Vandy	19-8	255/13.4	26-37	.703	0-0	.000	6-17	.353	29	31	60	3.2	30-0	12	12	5	3	58	3.1
2021-22	Vandy	8-8	165/20.6	14-25	.560	0-0	.000	8-14	.571	17	16	33	4.1	16-0	15	7	8	2	36	4.5
TOTAL FOR Vandy		27-16	420/15.6	40-62	.645	0-0	.000	14-31	.452	46	47	93	3.4	46-0	27	19	13	5	94	3.5
TOTAL		59-44	1167/19.8	141-231	.610	0-0	.000	41-91	.451	115	166	281	4.8	121-1	66	54	50	14	323	5.5

Single Game Highs

Statistic	Value	
Points	21	vs Northwestern St. 11/17/18
Rebounds	16	at FIU 02/14/19
Assists	5	vs Alabama St. 11/10/21
Steals	2	vs Omaha 12/21/18
Blocks	3	5 times
FG Made	10	vs Northwestern St. 11/17/18
FG Attempts	13	vs Western Ky. 02/07/19
FT Made	6	at UTRGV 12/18/18
FT Attempts	8	at UTRGV 12/18/18, vs Middle Tenn. 03/03/19


2021-22 Game-by-Game Statistics

Opponent	Date	GS	MIN	Total		3-Pointers		Free throws		Rebounds										
				FG-FGA	PCT	3FG-3FGA	PCT	FT-FTA	PCT	OFF	DEF	TOT	AVG	PF	A	TO	BLK	STL	PTS	AVG
Alabama St.	11/10/2021	*	19:39	1-1	1.000	0-0	.000	0-0	.000	2	1	3	3.0	1	5	1	1	0	2	2.0
Texas St.	11/14/2021	*	21:16	1-4	.250	0-0	.000	1-2	.500	3	3	6	4.5	2	3	0	0	0	3	2.5
VCU	11/17/2021	*	21:35	0-2	.000	0-0	.000	1-2	.500	2	2	4	4.3	1	0	2	2	1	1	2.0
Winthrop	11/20/2021	*	19:58	4-4	1.000	0-0	.000	0-2	.000	3	3	6	4.8	2	0	2	1	0	8	3.5
at Pittsburgh	11/24/2021	*	24:18	3-4	.750	0-0	.000	2-2	1.000	1	2	3	4.4	2	2	1	2	0	8	4.4
Mississippi Val.	11/29/2021	*	20:19	1-2	.500	0-0	.000	2-2	1.000	1	0	1	3.8	2	1	1	0	1	4	4.3
at SMU	12/04/2021	*	24:55	4-6	.667	0-0	.000	0-2	.000	4	4	8	4.4	3	4	0	2	0	8	4.9
Temple	12/07/2021	*	13:05	0-2	.000	0-0	.000	2-2	1.000	1	1	2	4.1	3	0	0	0	0	2	4.5
Totals		8	165:05	14-25	.560	0-0	.000	8-14	.571	17	16	33	4.1	16	15	7	8	2	36	4.5

Player Averages

Games Played	Minutes/game	Points/game	FG Pct	3FG Pct	FT Pct	Rebounds/game	Assists/game	Turnovers/game	Assist/Turnover ratio	Steals/game	Blocks/game
8	20.6	4.5	56.0	0.0	57.1	4.1	1.9	0.9	2.1	0.3	1.0

TV/RADIO ROSTER



0 • TYRIN LAWRENCE
Sophomore • G • 6-4 • 195
Monticello, Ga. (Morgan County)



2 • SCOTTY PIPPEN JR.
Junior • G • 6-3 • 185
Los Angeles, Calif. (Sierra Canyon)



3 • RODNEY CHATMAN
Graduate • G • 6-1 • 215
Lithonia, Ga. (U of Dayton)



4 • JORDAN WRIGHT
Junior • G/F • 6-6 • 215
Baton Rouge, La. (Dunham)




5 • SHANE DEZONIE
Freshman • G • 6-5 • 215
Tobyhanna, Pa. (Brewster Academy)
de-ZOE-nee



10 • MYLES STUTE
Sophomore • F • 6-7 • 210
Washington, D.C. (Gonzaga College HS)
STEW-dee



11 • GABE DORSEY
Freshman • G • 6-6 • 215
Westminster, Md. (The Hill School)



12 • TREY THOMAS
Sophomore • G • 5-11 • 160
Durham, Ontario (Crestwood Prep)




15 • TERREN FRANK
Sophomore • F • 6-8 • 240
Los Angeles, Calif. (TCU)




20 • MAX ADELMAN
Sophomore • G • 6-5 • 205
Memphis, Tenn. (The Hun School)
AY-dul-min



21 • LIAM ROBBINS
Graduate • C • 7-0 • 250
Davenport, Iowa (U of Minnesota)



22 • GRAHAM CALTON
Freshman • G • 6-5 • 200
Charlotte, N.C. (Charlotte Latin School)



23 • JAMAINE MANN
Sophomore • G/F • 6-6 • 230
Hampton, Ga. (Gardner-Webb U)



33 • DREW WEIKERT
Senior • G • 6-0 • 170
Nashville, Tenn. (Montgomery Bell Acad.)
WHY-kert



42 • QUENTIN MILLORA-BROWN
Senior • F • 6-10 • 235
Lorton, Va. (Rice U)
mil-LORE-uh



JERRY STACKHOUSE
Head Coach
3rd season (North Carolina '99)



ED CONROY
Associate Head Coach
1st season (The Citadel '89)



MICHAEL CURRY
Associate Head Coach
1st season (Georgia Southern '90)



ADAM MAZAREI
Assistant Coach
3rd season (Redlands '06)
muh-ZAHR-ee (rhymes with Ferrari)