

VANDERBILT

FOOTBALL

2021 Schedule 2-3 overall • 0-1 SEC

Date	Opponent	Time • Result
9.4	East Tennessee State (SEC Network+)	L, 3-23
9.11	at Colorado State (CBS Sports Network)	W, 24-21
9.18	Stanford (ESPN)	L, 23-41
9.25	#2/2 Georgia* (SEC Network)	L, 0-62
10.2	UConn (ESPN)	W, 30-28
10.9	at #20/18 Florida* (SEC Network)	11 a.m.
10.16	at South Carolina* (SEC Network)	3 p.m.
10.23	Mississippi State*	TBA
10.30	Missouri*	TBA
11.13	Kentucky*	TBA
11.20	at Ole Miss*	TBA
11.27	at Tennessee*	TBA

* SEC contest • All times CT

Vanderbilt Commodores (2-3, 0-1) at #20/18 Florida Gators (3-2, 1-2)

VUCommodores.com
Twitter • @VandyFootball
Instagram • @VandyFootball
Facebook • VanderbiltFootball
In-Game Notes • @VandyNotes

Oct. 9, 2021 • 6:30 p.m. CT
Ben Hill Griffin Stadium • Gainesville, Fla.

SEC Network

Dave Neal (play-by-play), Matt Stinchcomb (analyst),
Taylor Davis (sideline)

WQZQ 830 AM • 93.3 FM • 101.9 FM

Andrew Allegretta (play-by-play), Norman Jordan (analyst),
Kevin Ingram (sideline)

Primary Football Contact • Michael Scholl

mike.scholl@vanderbilt.edu • 574.876.6248

Secondary Football Contact • Josh Foster

joshua.foster@vanderbilt.edu • 205.213.5091

• Vanderbilt resumes Southeastern Conference play for the remainder of the 2021 regular season when the Commodores travel to Florida on Saturday. Kickoff is set for 11 a.m. CT and the contest can be seen on SEC Network.

• The Commodores are coming off a dramatic 30-28 victory over UConn at Vanderbilt Stadium. Joseph Bulovas made his second game-winning field goal on the season, connecting from 31 yards as time expired to give Vandy the win.

• Bulovas' game-winner against UConn marked the first walk-off field goal for Vanderbilt since 1996 versus Duke.

• Bulovas earned SEC Special Teams Player of the Week honors from the conference office for the second time this season on Oct. 4. He also earned weekly conference honors for his performance at Colorado State, where he connected on the game-winning field goal. The 38-yard field goal gave the Commodores their first victory of the season.

• Saturday marks the 55th meeting between Vanderbilt and Florida, with the Gators holding a 42-10-2 advantage in the series. The last Vanderbilt victory was a 34-17 win at Florida in 2013.

• The UConn victory was the first home win for head coach Clark Lea. The Vanderbilt graduate recorded his first career win at Colorado State on Sept. 11.

• In Lea's first five games at Vanderbilt, the Commodores have snapped several inherited streaks. Vandy's win at Colorado State snapped an 11-game losing streak, as well as a 10-game road losing streak and a 13-game losing streak versus FBS foes. The UConn win snapped an eight-game losing streak at Vanderbilt Stadium.

• With two passing touchdowns in the win over UConn, Ken Seals moved into the top-10 at Vanderbilt in career passing scores. With 17, next in his sights is Jordan Rodgers (ninth with 24).

• Will Sheppard (119 yards) and Chris Pierce (103 yards) both eclipsed 100 receiving yards in the win over the Huskies. It marked the first time Vandy had two receivers reach 100 yards in the same game since 2016 against Tennessee.

• Sophomore running back Rocko Griffin Jr. became the first Vanderbilt running back to eclipse the 100-yard mark this season against Stanford, when the Rincon, Georgia, native carried 19 times for 107 yards. Griffin followed by scoring his first career rushing touchdown in the win over UConn.

• The Commodores rushed for 247 yards against Stanford. It marked the best rushing output for Vanderbilt since the Texas Bowl at the conclusion of the 2018 season when the Commodores ran for 287 on the ground.

• Lea took over at Vanderbilt after four years at Notre Dame, including the last three as defensive coordinator. He is one of 10 Power 5 head coaches to lead their alma mater in 2021.

• A native of Nashville, Lea began his collegiate career playing baseball at Birmingham-Southern, leading the club to an NAIA championship his freshman year in 2001, before transferring to Belmont to play baseball in 2002.

• Lea finished his student-athlete experience at Vanderbilt, playing fullback. He began as a walk-on before earning a scholarship with the Commodores. He earned both his undergraduate (2004) and graduate (2007) degrees from Vanderbilt in political science.

• Lea joins defensive tackles coach Jovan Haye and run game coordinator/running backs coach Norval McKenzie as Vanderbilt alums on the coaching staff.

• Vanderbilt entered the season as one of three Power 5 schools with its head football coach and athletic director as alums, joining Michigan and Oklahoma State.

Florida Series History

- Series: Vanderbilt trails, 10-42-2
- Current series streak: Florida, W7
- In state of Florida: Vanderbilt trails, 3-22-1
 - Gainesville: Vanderbilt trails, 2-22-1
 - Jacksonville: Vanderbilt leads, 1-0
- In Nashville: Vanderbilt trails, 7-20-1
- First meeting: 1945 • Gainesville • Vanderbilt 7, Florida 0
- Last meeting: 2020 • Nashville • Vanderbilt 17, Florida 38
- Last Vanderbilt win: 2013 • Gainesville • Vanderbilt 34, Florida 17
- Largest Vanderbilt margin • 2000 (20, 20-0)
- This marks the 55th meeting between Vanderbilt and Florida.
- The Commodores and Gators have met annually since 1992.

1949 • Playing their first game in Jacksonville's Gator Bowl and coming off back-to-back wins over Alabama and Ole Miss, the Commodores defeated Florida 22-17. Vanderbilt All-America Lee Nalley started the game with a 97-yard kickoff return. Late in the game, with famed quarterback Bill Wade guiding the Commodores, the offense went down for the field for a clinching touchdown by running back Herb Rich late in the fourth quarter.

1974 • Quarterback David Lee came off the bench to guide the Commodores to an impressive 24-10 over No. 14 Florida in Nashville. The game sparked a Vanderbilt team that eventually won five of the next seven games and accepted an invitation to the Peach Bowl in Atlanta. Lee and standout wide receiver Barry Burton hooked up several times in the upset win.

1982 • Leading by three points early in the fourth quarter, the Commodores built an insurmountable margin when Whit Taylor's pass into the Gator end zone bounced off one player into the hands of Vandy receiver Phil Roach. The touchdown helped Vanderbilt claim a 31-29 home victory over No. 14 Florida. Following the upset, Vanderbilt won five of its last six regular season games to earn an invitation to the Hall of Fame Bowl in Birmingham, Alabama.

1988 • The Commodore defense played its best game of the year in a 24-9 victory over No. 20 Florida before a capacity crowd in Vanderbilt Stadium. The unit held the Gators to 275 total yards, produced 3.0 sacks and forced three turnovers. Linebacker Billy Cunningham was outstanding for the Commodores, contributing an interception, sack and two tackles for loss.

2005 • In one of the most exciting games in modern Vanderbilt history, the Commodores and Gators went into double overtime before No. 13 Florida edged out a 49-42 victory in Gainesville. Vandy quarterback Jay Cutler enjoyed a career night against the Gators, throwing for 361 yards and four touchdowns, setting the team's all-time passing yardage record during the performance. The game is best remembered for the closing minutes of regulation, when Cutler hit wide receiver Earl Bennett for a 6-yard touchdown pass. After the catch, with coach Bobby Johnson planning to

go for the win on a 2-point conversion, Bennett was flagged for a celebration penalty that forced the Commodores to make a long extra point to send the game into overtime.

2013 • The Commodores played an all-around superb game to notch their first victory in Gainesville since the World War II era. Vanderbilt jumped out to a 10-0 first-quarter lead and never looked back in defeating the Gators 34-17. While running back Jerron Seymour had three rushing touchdowns in his home-state return, it was the Vanderbilt defense that ruled the day. The unit held Florida to 39 rushing yards and forced four turnovers, including three interceptions.

1945	W	7-0	Gainesville, Fla.
1946	W	20-0	Nashville, Tenn.
1949	W	22-17	Jacksonville, Fla.
1950	L	27-31	Nashville, Tenn.
1951	L	13-33	Gainesville, Fla.
1952	W	20-13	Nashville, Tenn.
1955	W	21-8	Nashville, Tenn.
1956	L	7-21	Nashville, Tenn.
1957	L	7-14	Gainesville, Fla.
1958	T	6-6	Gainesville, Fla.
1959	W	13-6	Nashville, Tenn.
1960	L	0-12	Gainesville, Fla.
1961	L	0-7	Nashville, Tenn.
1962	L	7-42	Gainesville, Fla.
1963	L	0-21	Nashville, Tenn.
1966	L	0-13	Nashville, Tenn.
1967	L	22-27	Gainesville, Fla.
1968	T	14-14	Nashville, Tenn.
1969	L	20-41	Gainesville, Fla.
1974	W	24-10	Nashville, Tenn.
1975	L	0-35	Gainesville, Fla.
1982	W	31-29	Nashville, Tenn.
1983	L	10-29	Gainesville, Fla.
1988	W	24-9	Nashville, Tenn.
1989	L	11-34	Gainesville, Fla.
1992	L	21-41	Nashville, Tenn.
1993	L	0-52	Gainesville, Fla.
1994	L	7-24	Nashville, Tenn.
1995	L	7-38	Gainesville, Fla.
1996	L	21-28	Nashville, Tenn.
1997	L	7-20	Gainesville, Fla.
1998	L	13-45	Nashville, Tenn.
1999	L	6-13	Gainesville, Fla.
2000	L	20-43	Nashville, Tenn.
2001	L	13-71	Gainesville, Fla.
2002	L	17-21	Nashville, Tenn.
2003	L	17-35	Gainesville, Fla.
2004	L	17-34	Nashville, Tenn.
2005	L	42-49 2OT	Gainesville, Fla.
2006	L	19-25	Nashville, Tenn.
2007	L	22-49	Gainesville, Fla.
2008	L	14-42	Nashville, Tenn.
2009	L	3-27	Gainesville, Fla.
2010	L	14-55	Nashville, Tenn.
2011	L	21-26	Gainesville, Fla.
2012	L	17-31	Nashville, Tenn.
2013	W	34-17	Gainesville, Fla.
2014	L	10-34	Nashville, Tenn.
2015	L	7-9	Gainesville, Fla.
2016	L	6-13	Nashville, Tenn.
2017	L	24-38	Gainesville, Fla.
2018	L	27-37	Nashville, Tenn.
2019	L	0-56	Gainesville, Fla.
2020	L	17-38	Nashville, Tenn.

Team

LEA ERA BEGINS

- Vanderbilt alum **Clark Lea**, who graduated from the school in 2004 with a bachelor's in political science, and again in 2007 with a master's in political science, is in his first year as head coach of the Commodores.
- Lea has coached in 10 bowl games, including two College Football Playoff appearances since 2018.

HEAD COACHES AT THEIR ALMA MATERS

- **Lea** is one of 10 Power 5 head coaches who are leading their alma maters.

Head Coach	Alma Mater
Tom Allen	Indiana
Paul Chryst	Wisconsin
Pat Fitzgerald	Northwestern
Scott Frost	Nebraska
Mike Gundy	Oklahoma State
Jim Harbaugh	Michigan
Clark Lea	Vanderbilt
Kirby Smart	Georgia
David Shaw	Stanford
Jonathan Smith	Oregon State

FIRST AND FOREMOST

- Several Commodores have recorded career firsts in recent weeks.
- The UConn victory featured **Will Sheppard's** first career touchdown grab, while **Rocko Griffin** posted his first career rushing touchdown and **Maxwell Worship** made his first career interception.
- Linebacker **De'Rickey Wright** and wide receiver **Devin Boddie Jr.** made their first collegiate starts against Stanford. Vanderbilt has had seven players make the first career start this season.
- Running back **Re'Mahn Davis** recorded his first touchdown with a one-yard burst against the Cardinal.
- Boddie had the first touchdown reception of his career, securing a three-yard pass from Ken Seals against Stanford.
- Tight end **Gavin Shoenwald** had his first collegiate reception against the Cardinal, a 19-yard grab.

COMMODORE COMEBACK

- After falling behind to an early 14-0 deficit, Vanderbilt scored 21 unanswered points en route to claiming a 24-21 win at Colorado State on Sept. 11.
- Before the win over the Rams, Vanderbilt's last time overcoming a 14-point deficit in a win was Nov. 26, 2016, against Tennessee. The Commodores battled back from a 21-7 deficit to claim a 45-34 victory over the Volunteers.

STREAK BREAKERS

- The Commodores snapped an 11-game losing streak with a 24-21 win over Colorado State. Before the win over the Rams, Vandy's last win came against East Tennessee State on Nov. 23, 2019, marking a span of 659 days between victories.
- Vanderbilt also snapped a 10-game road losing streak with the win against Colorado State, as Vandy's last win on the road came at Arkansas on Oct. 27, 2018, a span of 1,051 days.
- The victory marked the first career win for first-year head coach **Clark Lea**.
- Vandy then broke an eight-game home losing streak with its win over UConn.

Streak	# of Games	# of Days	Game
Last win	11 games	659	Nov. 23, 2019 vs. East Tennessee State
Last road win	10 games	1,051	Oct. 27, 2018 at Arkansas
Last nonconference road win	2 games	1,471	Sept. 2, 2017 at Middle Tennessee
Last home win	8 games	679	Nov. 23, 2019 vs. East Tennessee State
Last FBS home win	9 games	714	Oct. 19, 2019 vs. Missouri

INTERESTING NONCONFERENCE FOES

- Vanderbilt's 2021 nonconference opponents include East Tennessee State, which did not play a fall 2020 schedule, but played eight games in the spring of 2021.
- In October, the Commodores hosted UConn, which also did not play in the fall of 2020.
- Vandy's other two non-league opponents combined to play just 10 games in 2020 with Colorado State going 1-3 and Stanford 4-2.

LEA ONE OF VANDY'S THREE ALUMS COACHING

- **Lea** joins **Jovan Haye** and **Norval McKenzie** as Vanderbilt alums on the coaching staff.

Coach	Seasons • Position
Clark Lea	2002-04 • Fullback
Jovan Haye	2002-04 • Defensive Line
Norval McKenzie	2001-04 • Running Back

- In addition to the trio, **Earl Bennett** serves as Vanderbilt's director of player development and was a three-year letter winner as a wide receiver for the Commodores (2005-07) before going on to a six-year NFL career with the Chicago Bears.

TWO LEADING AT THEIR ALMA MATERS

- With **Lea** and director of athletics **Candice Lee**, Vanderbilt joins Michigan (Warde Manuel, Jim Harbaugh) and Oklahoma State (Mike Holder, Mike Gundy) as the only Power 5 programs to have both their head football coach and athletic director as alumni of the school.

THE NUMBERS GAME

- When **Lea** arrived in January, one of his team building activities was removing each individual's jersey number.
- The program went through spring practice, and the spring game, without jersey numbers.
- Throughout the summer, Commodores made progress to earning their jersey numbers with each member of the team having his by the start of fall camp.

DORES IN THE NFL

- A number of former Commodores are active within the National Football League on active rosters or practice squads.

Player	Organization
Khari Blasingame (2015-18)	Tennessee Titans
Oren Burks (2014-17)	Green Bay Packers
Adam Butler (2013-16)	Miami Dolphins
Zach Cunningham (2013-16)	Houston Texans
Casey Heyward (2008-11)	Las Vegas Raiders
Tre Herndon (2014-17)	Jacksonville Jaguars
Jordan Matthews (2010-13)	San Francisco 49ers
Andre Mintze (2016-20)	Denver Broncos
Dayo Odeyingbo (2017-20)	Indianapolis Colts
Jared Pinkney (2015-19)	Detroit Lions
Trent Sherfield (2014-17)	San Francisco 49ers
Kyle Shurmur (2015-18)	Washington Football Team
Justin Skule (2015-18)	San Francisco 49ers
Ke'Shawn Vaughn (2017-19)	Tampa Bay Buccaneers
Stephen Weatherly (2012-15)	Minnesota Vikings
Joejuan Williams (2016-18)	New England Patriots

YOUTHFUL ASSISTANTS

- Vanderbilt's average assistant coach age is 38.6 with six assistants in their 30s. It is the second-youngest assistant coach age among Power 5 programs.

Power 5 School	Average Assistant Age
Michigan	36.1
Vanderbilt	38.6
Minnesota	40.6

- Among all FBS schools, Old Dominion has the youngest assistant coaching staff with an average age of 32.2.

GETTING GOING ON THE GROUND

- Vanderbilt put together its best rushing performance of the season against Stanford, posting its first 100-yard rusher of the season and running for nearly 250 yards as a team.
- **Rocko Griffin Jr.** ran for 104 yards against the Cardinal, becoming the first Vandy rusher to eclipse 100 yards since **Keyon Henry-Brooks** against Kentucky in 2020.
- Griffin paced the Commodores who ran for 247 yards in the game. It was the highest rushing total in a game for Vandy since the Texas Bowl at the conclusion of the 2018 season (287 rushing yards).
- In paving the way for that performance, Vanderbilt's offensive line earned a 79.8 run-block rating from Pro Football Focus. It marks the second-best run-block rating for the Commodores since the start of the 2019 campaign (24 games).

PASSING PAST THE HUSKIES

- The 333 passing yards by **Ken Seals** helped Vandy top UConn, 30-28. Seals was 27-for-40 passing with two touchdowns.
- It was just three yards shy of a career-best for Seals, who threw for 336 yards against Mississippi State in 2020.
- Seals is now one of seven Vanderbilt signal callers to have multiple games of at least 330 passing yards since 1946.

Quarterback Games of at least 330 passing yards

Kurt Page	4
Kyle Shurmur	4
Whit Taylor	3
Jay Cutler	3
Ken Seals	2
Austyn Carta-Samuels	2
Greg Zolman	2

100x2

- Vanderbilt wide receivers **Will Sheppard** and **Chris Pierce Jr.** both eclipsed 100 receiving yards in the victory over UConn. Sheppard made eight catches for 119 yards and two touchdowns. Pierce caught nine paces for 103 yards.
- It marked the first time since Nov. 26, 2016, the Commodores had two 100-plus-yard receivers in the same game. **Trent Sherfield** (184 yards) and **Caleb Scott** (117 yards) both reached that mark against Tennessee.

TOUCHDOWN TARGET

- Vanderbilt wide receiver **Chris Pierce Jr.** registered his first score of the season with a 20-yard touchdown grab in the second quarter at Colorado State.
- The Smithfield, Virginia, native led the Commodores in receiving touchdowns a season ago, with five.

SECOND-YEAR SUCCESS FOR SHEPPARD

- After playing sparingly during his rookie season, sophomore wideout **Will Sheppard** is set to have an elevated impact for the Vanderbilt offense in his second year.
- Sheppard had a breakout performance in the win over UConn, hauling in eight catches for 119 yards and two touchdowns. Chris Pierce was the last Vandy receiver with multiple touchdown receptions in one game, grabbing a pair against Florida in 2020.
- On the season, Sheppard leads the team with 27 receptions, while he ranks second on the team with 288 receiving yards.

Category	2020	2021
Receptions	2	27
Receiving Yards	30	288
Receiving Yards/Game	3.8	57.6

ROCKO'S MODERN EMERGENCE

- Sophomore running back Rocko Griffin Jr. will be expected to take on a bigger role following a season ending injury to Re'Mahn Davis against Stanford.
- Griffin ran for 77 yards and his first career touchdown in Vanderbilt's win over UConn.
- That followed his first 100-yard rushing game after he went for 107 on the ground against Stanford.
- With 63.7 rushing yards per game since the Stanford contest, Griffin ranks 10th among Power 5 sophomore running backs.

BODDIE PRODUCES IN DEBUT

- Junior wide receiver **Devin Boddie Jr.** made his Vanderbilt debut in the Commodores' season opener with East Tennessee State.

- Boddie was targeted three times, registering catches in all three of his targets, while finishing with 33 receiving yards on the night.
- The Memphis, Tennessee, native also assisted in kickoff return duties, returning one kick for 10 yards.
- The junior wideout followed up the season opener with a career-high six-catch performance at Colorado State.
- He had his first career touchdown reception against Stanford, hauling in a three-yard pass from **Ken Seals** to tie the game at 14 in the second quarter.
- On the season, Boddie has tallied 17 catches for 142 yards, with both totals ranking third on the team.

STARTING UP FRONT

- Per Pro Football Focus, the Vanderbilt offense posted a pass-block grade of 84.6 against UConn. That marked the best rating in that category since Sept. 1, 2018 (90.9 vs. Middle Tennessee State).
- Left guard **Cole Clemens** led the way (82.5), followed by left tackle **Tyler Steen** (82.2) and center **Julian Hernandez** (80.8) all posting grades higher than 80. Hernandez's rating placed him among the top 25 centers in FBS for the week.

FIRST CAREER STARTS

- Six Commodores on the offensive side of the ball have made their first career starts across the first three games of 2021.
- Three Commodores made their first career starts in the season opener, as the duo of sophomore **Will Sheppard** (WR) and senior **Michael Warden** (OL) earned their first-ever starts against East Tennessee State, while transfer **Re'Mahn Davis** earned his first start at Vanderbilt.
- At Colorado State, the tight end duo of senior **Gavin Schoenwald** and junior **Brayden Bapst** made their first career starts.
- Boddie made his first start against Stanford and made a touchdown reception against the Cardinal.

A RECORD-SETTING ROOKIE

- A year ago **Seals** established the Vanderbilt record for passing yards by a freshman with 1,928 and 300-yard passing games by a freshman with three.
- Seals' four 300-yard passing games are tied for the fifth most in a Commodore career.

Quarterback (Seasons) 300-Yard Passing Games

1. Kurt Page (1983-84)	8
2. Jay Cutler (2003-05)	7
3. Kyle Shurmur (2016-18)	6
3. Greg Zolman (1999-2001)	6
5. Ken Seals (2020-present)	4

AMONG THE TOP FRESHMAN PASSERS

- In addition to his Vanderbilt records, **Seals** ended the 2020 season as one of the leading true freshman passers nationally.

Category	Seals Among True Freshmen (2020)	Seals Among Sophomore (2021)
Passing Yards	2nd	18th
Completions	2nd	10th
Passing Attempts	2nd	6th
Completion Percentage	2nd	26th
Passing Touchdowns	3rd	24th
Pass Efficiency	3rd	29th

A STRONG START

- **Seals** finished the year with a 127.6 pass efficiency rating, the highest by a Vanderbilt starting quarterback since **Kyle Shurmur's** 143.9 mark in 2018. Seals' rating was the seventh highest by a Commodore since 1996.

Vanderbilt Quarterback	Season	Pass Efficiency
Kyle Shurmur	2018	143.9
Austyn Carta-Samuels	2013	143.0
Jordan Rogers	2012	139.1
Kyle Shurmur	2017	137.6
Jay Cutler	2004	134.8
Jay Cutler	2003	127.7
Ken Seals	2020	127.6

RAISING THE BARR

- After ending the 2020 season on a high note, sophomore linebacker **Ethan Barr** has continued his impressive play in 2021.
- The second-year linebacker registered at least nine tackles in three of five games this season, including a career-best 11 in the first two games of the year.
- The Flower Mound, Texas, native leads the team with 40 tackles. That mark places him fifth in the SEC.
- He recorded his first career interception against Georgia.
- Barr saved some of his best work for the end of his rookie season. He booked 10 tackles at Missouri, including a personal-best seven during the first half alone, before following up with seven stops in the season finale versus Tennessee.

ORJI LEADING THE WAY AGAIN

- Vanderbilt's leading tackler from 2020 is back in junior linebacker **Anfernee Orji**.
- Orji has led the team in tackles in two games this season, recording 13 at Colorado State and six against Stanford.
- The Rockwall, Texas, native is second on the team with 37 total tackles, a number which is seventh in the SEC.
- After shifting down from safety in 2019, when he had six total tackles, Orji ranked 16th in the SEC in tackles/game with 7.3 in 2020.
- Orji, a communication of science and technology major, booked a career-high 13 tackles in the season finale against Tennessee, marking the most for a Commodore during the season.
- Among underclassmen in the league last fall, Orji stood seventh in tackles/game with 7.3.

LINEBACKERS ANCHORING THE DEFENSE

- The linebacker duo of **Ethan Barr** and **Anfernee Orji** lead the team in total tackles, while both rank among the tops of the SEC in tackles/game.

Player (School)	Tackles/Game
1. Damone Clark (LSU)	10.80
2. Bumper Pool (Arkansas)	9.80
3. Blaze Alldredge (Missouri)	8.80
4. Antonio Johnson (Texas A&M)	8.20
5. Ethan Barr (Vanderbilt), one other	8.00
7. Hayden Henry (Arkansas)	7.80
8. Anfernee Orji (Vanderbilt)	7.40

TALE OF TWO HALVES

- After giving up 14 points to Colorado State in the first half, the Vanderbilt defense settled in to limit the Ram offense the rest of the game.
- The Commodores allowed 245 total yards on Colorado State's first five drives of the game, before holding the Rams to just 75 yards of offense on the next five drives, including two 3-and-outs.
- Vanderbilt held Colorado State to five three-and-outs across its final 10 drives of the game, while the Rams were just 2-of-8 on third downs in the second half.
- The Commodores kept Colorado State off the scoreboard in the third quarter, while holding the Rams to just 44 yards of total offense, including 12 passing yards.

Category	First Five Drives	Last 10 Drives
Yards Allowed	245	169
Three-And-Outs	0	5
Third Down Conversions	2-6	2-9
Points Allowed	14	7

BACKFIELD GATHERING

- Vanderbilt collected 9.0 tackles for loss in its win over UConn, paced by three TFLs from Anfernee Orji.
- It marked the most in a game for Vanderbilt since the Commodores made 12 tackles for loss against East Tennessee State on Nov. 23, 2019.
- The UConn performance marked the most tackles-for-loss against an FBS foe since recording 9.0 against Middle Tennessee State on Sept. 1, 2018.

DOUBLE THE PICKS

- **Maxwell Worship** and **Gabe Jeudy-Lally** each recorded interceptions in Vanderbilt's win over UConn. It marked Vandy's first game with multiple in interceptions since the 2018 season season.
- The last time the Commodores intercepted two passes in the same game was Nov. 9, 2019, against Florida.
- With four interceptions this year, Vanderbilt has already doubled its 2020 total.

- The Commodores finished with just two interceptions in nine games during the 2020 season.
- Since 1996, the previous low for the Commodores was five interceptions in 2016.

A FAMILY AFFAIR

- **Anfernee Orji** isn't the only Orji on the Commodore roster as his older brother, **Alston Orji**, is in the same position room as a fellow linebacker.
- Alston is a senior in 2021 with 22 games played and two starts, both in 2020, to go along with 22 tackles.
- The youngest Orji brother, Alex, is a dual-threat high school quarterback.

JARRING THE BALL AWAY

- Senior safety **Dashaun Jerkins** tied for the team lead with two caused fumbles in 2020 and finished tied for fifth in the SEC in forced fumbles/game (0.25).
- This year, Jerkins is fifth on the team with 16 tackles and has a pair of pass break-ups.

MAHONEY SETTLES INTO STARTING ROLE

- Junior cornerback **Jaylen Mahoney** picked up his second career interception in the win over Colorado State. His interception set up a Vanderbilt scoring drive, as the Commodores marched down the field to even the score at 14.
- Mahoney ranks sixth on the team in total tackles with 15 this season, including nine unassisted stops. Last year, the Rock Hill, South Carolina, native finished second on the team in tackles with 57 in 2020, a year after totaling 23 in 12 games as a freshman.

TOP SIX TACKLERS RETURN

- Vanderbilt's top six tacklers from the 2020 season all returned to the mix this season.

Returner	2020 Tackles
1. Anfernee Orji	66
2. Jaylen Mahoney	57
3. Allan George	45
3. Dashaun Jerkins	45
5. Brendon Harris	42
6. Ethan Barr	37

ODEYINGBO TO THE COLTS

- Vanderbilt defensive end **Dayo Odeyingbo** was selected 54th overall by the Indianapolis Colts in the 2021 NFL Draft.
- With that selection, the Commodores have had at least one pick in each of the past six NFL Drafts, one year shy of the program record, set from 1955-61.
- Vandy has also had at least one selection in the third round or higher in each of the last five drafts, the longest stretch in program history.

Season • Player (Pos.)	NFL Team	Round (Pick)
2021 • Dayo Odeyingbo (DL)	Indianapolis	2nd (54th)
2020 • Ke'Shawn Vaughn (RB)	Tampa Bay	3rd (76th)
2019 • Joejuan Williams (DB)	New England	2nd (24th)
2018 • Oren Burks (LB)	Green Bay	3rd (88th)
2017 • Zach Cunningham (LB)	Houston	2nd (57th)

MARRIED AND BACK FOR MORE

- On July 2, 2021, **Allan George** and Vanderbilt cheerleader Katlyn Richardson married at The Reserve at Fat Bottom Brewery in Nashville.
- George proposed to Richardson on Aug. 30, 2020, on a day that George said would be used to take senior photos of the two on Vanderbilt's practice field. Former Commodore linebacker **Andre Mintze** was there to record the proposal. The video that went viral upon its release.
- On the field, George, now a fifth-year senior, has made 31 career tackles.

Special Teams

THE LEGEND OF BIG LEG JOE

- Fifth-year kicker **Joseph Bulovas** earned SEC Special Teams Player of the Week honors for the second time this season after making the game-winning field goal against UConn.
- Bulovas connected from 31 yards out as time expired to secure a 30-28 win over the Huskies. It was Vandy's first walk-off field goal since 1996 against Duke.
- It capped a 3-for-3 field goal performance in the game, making Bulovas the first Commodore kicker with three field goals in a game since 2016. Bulovas was also 3-for-3 in point-after attempts against UConn.

BULOVAS EARNS WEEKLY CONFERENCE HONORS

- Fifth-year kicker **Joseph Bulovas** was named SEC Special Teams Player of the Week on Sept. 13 for his efforts at Colorado State.
- Bulovas converted the game-winning field goal from 38 yards out to help Vanderbilt pick up its first win under Clark Lea.
- The graduate transfer from Alabama connected on a 53-yard field goal in the season opener against East Tennessee State, marking the longest made field goal since Oct. 13, 2018, when **Riley Guay** connected on a 53-yard attempt against Florida.
- Only four field goals of greater length have been made in school history, with the program record of 55 yards.

SMITH CONTINUES TO SHINE

- Senior **Harrison Smith** posted a standout performance at Colorado State, punting nine times for 411 yards.
- Four of Smith's nine punts traveled over 50 yards, while three landed inside Colorado State's 20-yard line.
- The Franklin, Tennessee, native tied his career-long with a punt of 66 yards in the first quarter against the Rams. It remains the longest punt by an SEC punter this season.
- Eight of Smith's 35 punts this season have landed inside the opponent 20-yard line.
- A fourth team preseason all-SEC selection by Athlon, currently ranks second in the conference in punting average with a mark of 43.89 yards per punt.
- Smith has maintained that average while introducing a rugby-style punt starting with the Georgia game on Sept. 25.

Punter (School)	Yards/Punt
1. Nik Constantinou (Texas A&M)	47.00
2. Harrison Smith (Vanderbilt)	43.89

ONE OF THE BEST PUNTERS

- **Smith** is also one of Vanderbilt's best punters in school history, entering the year ranked fifth in career punting average.

Punter (Seasons)	Punts-Yards	Punting Average
1. Ricky Anderson (1981-84)	111-5,067	45.6
2. Jim Arnold (1979-82)	277-12,171	43.9
3. Richard Kent (2010-12)	207-8,882	42.9
4. Colby Cooke (2013-15)	81-3,470	42.8
5. Harrison Smith (2018-present)	158-6,740	42.7

Athletics

VANDY UNITED FUND

- In March, Vanderbilt publicly launched the Vandy United Fund, an ambitious fundraising vehicle that will invest \$300 million in Vanderbilt's student-athletes and athletics programs through major facilities and operational enhancements.
- For Commodore football, the Vandy United Fund will aid in the construction of a football operations center, which will house team-specific needs, such as meeting rooms, offices, training room, expanded locker room and more. The fund will also allow for the construction of an indoor football practice facility, including a full-length practice field, which will be adjacent to outdoor practice fields.
- Construction on the football operations center is expected to begin after the conclusion of the 2021 football season.

Depth Chart (as of Oct. 5)

Offense					Defense				
WR	14	Sheppard, Will	6-3 200 So.	Undeclared	DE	1	McAllister, Elijah	6-6 261 Sr.	Medicine, Health and Society
	87	Skinner Jr., Quincy	6-1 200 Fr.	Undeclared		99	Surgers, Lorenza	6-5 265 Sr.	Communication Studies
	89	Kyle, Logan	6-3 209 So.	Undeclared	-or-	80	Williams, Alex	6-6 265 Jr.	Sociology
WR	7	Johnson, Cam	6-0 200 Sr.	Human and Organizational Development	DT	9	Davis, Daevion	6-2 285 Jr.	Medicine, Health and Society
	82	Boddie Jr., Devin	5-11 180 Jr.	Medicine, Health and Society		35	Langham, Malik	6-5 296 Sr.	Medicine, Health and Society
	81	Alexander, Tyrell	6-1 195 6th	Learning, Diversity and Urban Studies		55	Lee, Devin	6-3 277 Fr.	Undeclared
LT	54	Steen, Tyler	6-5 315 Sr.	Human and Organizational Development	DT	94	Wilkins Jr., Raashaan	6-3 310 Sr.	Economics
	68	Brooks Jr., Jason	6-4 295 So.	Undeclared		92	Bradley, Marcus	6-3 275 Fr.	Undeclared
	76	Stewart, Jonathan	6-7 340 5th	Learning, Diversity and Urban Studies		97	Terion Sugick	6-2 305 Fr.	Undeclared
LG	74	Clemens, Cole	6-6 335 5th	Human and Organizational Development	DE	90	Clifton, Nate	6-5 280 Jr.	Medicine, Health and Society
	62	Hernandez, Julian	6-4 304 Jr.	Human and Organizational Development		91	James, Christian	6-4 275 Jr.	Human and Organizational Development • Economics
C	62	Hernandez, Julian	6-4 304 Jr.	Human and Organizational Development		31	Spencer, Michael	6-4 260 So.	Engineering
-or-	52	Wesley, Kevo	6-4 290 So.	Undeclared	LB	0	Orji, Anfernee	6-2 230 Jr.	Communication of Science and Technology
RG	75	Cox, Ben	6-5 310 So.	Undeclared		12	DeVault-Smith, Brayden	6-3 227 5th	Human Development Studies
	78	Bailey, Bryce	6-5 304 5th	Finance		50	Truesdell, Errington	6-1 224 Fr.	Undeclared
-or-	72	Dawkins, Dan	6-3 304 Sr.	Sociology	LB	32	Barr, Ethan	6-3 244 So.	Human and Organizational Development
RT	70	Ashmore, Bradley	6-6 290 So.	Human and Organizational Development • Gender and Sexuality Studies		17	Afemui, Feleti	6-3 245 5th	Human and Organizational Development
	77	Uzebu, Junior	6-6 326 Jr.	Communication Studies	LB	88	Owusu, Michael	6-5 231 5th	Learning, Diversity and Urban Studies
TE	86	Bresnahan, Ben	6-4 243 Sr.	Medicine, Health and Society	-or-	33	Wright, De'Rickey	6-4 230 So.	Undeclared
	10	Schoenwald, Gavin	6-4 243 Sr.	Human and Organizational Development		48	Taylor, CJ	6-1 206 Fr.	Undeclared
	96	Bapst, Brayden	6-8 280 Jr.	Human and Organizational Development	CB	13	Jeady-Lally, Gabe	6-1 186 Jr.	Human and Organizational Development
WR	19	Pierce Jr., Chris	6-4 235 5th	Sociology		11	Harris, Justin	6-1 195 Jr.	Economics
	2	Abdur-Rahman, Amir	6-4 215 Sr.	Medicine, Health and Society	S	21	Worship, Maxwell	6-1 210 Sr.	Human and Organizational Development
	83	Carter, Gamarion	6-2 195 Fr.	Undeclared		27	Harris, Brendon	6-1 214 Sr.	Medicine, Health and Society
QB	8	Seals, Ken	6-3 220 So.	Human and Organizational Development	S	3	Jerkins, Dashaun	6-0 200 Sr.	Medicine, Health and Society
	5	Wright, Mike	6-4 190 So.	Undeclared		4	Lloyd, Chase	6-2 203 So.	Undeclared
	18	Moussa, Jeremy	6-3 225 Sr.	Medicine, Health and Society	CB	23	Mahoney, Jaylen	5-11 191 Jr.	Human and Organizational Development
RB	24	Griffin Jr., Rocko	5-6 203 So.	Undeclared		28	George, Allan	6-1 195 5th	Medicine, Health and Society
	42	Smith, Patrick	5-10 185 Fr.	Undeclared	Special Teams				
	43	Ziglor III, James	5-11 190 Fr.	Undeclared	PK	36	Bulovas, Joseph	6-0 210 5th	Marketing
						16	Cardillo, Jack	6-1 181 5th	Marketing
					KO	59	Cooke, Pierson	6-0 209 Sr.	Political Science
						36	Bulovas, Joseph	6-0 210 5th	Marketing
					P	95	Smith, Harrison	5-10 183 Sr.	Biological Sciences • Classical and Mediterranean Studies
						30	Wheatley, Jared	6-1 205 Jr.	Economics
					LS	47	Schelling, Wesley	6-5 235 So.	Computer Science
						49	Drevno, Zach	6-0 209 Sr.	Human and Organizational Development
					HLD	95	Smith, Harrison	5-10 183 Sr.	Biological Sciences • Classical and Mediterranean Studies
						8	Seals, Ken	6-3 220 So.	Human and Organizational Development
					KOR	43	Ziglor III, James	5-11 190 Fr.	Undeclared
						7	Johnson, Cam	6-0 200 Sr.	Human and Organizational Development
					PR	7	Johnson, Cam	6-0 200 Sr.	Human and Organizational Development
						82	Boddie Jr., Devin	5-11 180 Jr.	Medicine, Health and Society

Alphabetical Roster

No.	Name	Pos.	Ht.	Wt.	Yr.	Hometown	High School
2	Amir Abdur-Rahman	WR	6-4	215	Sr.	Atlanta, Ga.	Mays
17	Feleti Afemui	LB	6-3	245	5th	Kihei, Hawaii	Maui
81	Tyrell Alexander	WR	6-1	195	6th	Lancaster, Texas	Lancaster
26	BJ Anderson	DB	6-1	195	Sr.	Andalusia, Ala.	Andalusia
70	Bradley Ashmore	OL	6-6	290	So.	Neptune Beach, Fla.	Fletcher Senior
78	Bryce Bailey	OL	6-5	304	5th	Newburgh, Ind.	Castle
84	Justin Ball	TE	6-6	245	Jr.	Glenn Dale, Md.	Gonzaga Prep
96	Brayden Bapst	TE	6-8	280	Jr.	Washington, D.C.	St. John's College
32	Ethan Barr	LB	6-3	244	So.	Flower Mound, Texas	Marcus
20	Jack Barton	S/LB	6-1	215	So.	Dallas, Texas	Jesuit
57	Tyler Bence	DL	6-3	255	Fr.	Huntsville, Ala.	Huntsville
45	Dylan Betts-Pauley	RB	5-11	240	Fr.	Hoover, Ala.	Hoover
34	Luke Blanton	FB	6-2	240	Sr.	Dallas, Texas	Highland Park
82	Devin Boddie Jr.	WR	5-11	180	Jr.	Memphis, Tenn.	Whitehaven
92	Marcus Bradley	DL	6-3	275	Fr.	Gaithersburg, Md.	Quince Orchard
86	Ben Bresnahan	TE	6-4	243	Sr.	Cumming, Ga.	West Forsyth
68	Jason Brooks Jr.	OL	6-4	295	So.	Houston, Texas	Dobie
56	Alex Brown	LB	6-2	242	Sr.	San Antonio, Texas	Claudia Taylor Johnson
36	Joseph Bulovas	K	6-0	210	5th	Mandeville, La.	Mandeville
29	Miles Capers	LB	6-5	230	Fr.	Sumter, S.C.	Sumter
16	Jack Cardillo	K	6-1	181	5th	Evergreen, Colo.	Evergreen
83	Gamarion Carter	WR	6-2	195	Fr.	Toccoa, Ga.	Stephens County
66	Charlie Clark	OL	6-7	284	Fr.	Madison, Wis.	Edgewood
63	Delfin Xavier Castillo	OL	6-5	330	Fr.	Kissimmee, Fla.	Osceola
74	Cole Clemens	OL	6-6	335	5th	South Jordan, Utah	Bingham
90	Nate Clifton	DL	6-5	280	Jr.	La Vergne, Tenn.	Brentwood Academy
15	Camden Coleman	DB	6-1	215	Sr.	Champaign, Ill.	University Laboratory
59	Pierson Cooke	K/P	6-0	209	Sr.	Bloomfield Hills, Mich.	Cranbrook-Kingswood
75	Ben Cox	OL	6-5	310	So.	Radford, Va.	Radford
9	Daevion Davis	DL	6-2	285	Jr.	Madison, Ala.	James Clemens
6	Re'Mahn Davis	RB	5-9	205	Jr.	San Francisco, Calif.	Blair Academy
72	Dan Dawkins	OL	6-3	304	Sr.	Staten Island, N.Y.	The Peddie School
85	Joel DeCoursey	TE	6-4	235	Jr.	Zionsville, Ind.	Zionsville Community
12	Brayden DeVault-Smith	LB	6-3	227	5th	Nashville, Tenn.	Pearl-Cohn
49	Zach Drevno	LS	6-0	209	Sr.	Saline, Mich.	Saline
40	Tommy Eckels	LB	6-2	225	So.	Kansas City, Mo.	Rockhurst
58	Jared Elstein	K/P	6-2	185	Sr.	Miami, Fla.	American Heritage School
61	Will Faris	K	5-11	166	Fr.	Dallas, Texas	Lake Highlands
98	Daniel Gaw	LB	6-3	230	Fr.	Nashville, Tenn.	Montgomery Bell Academy
28	Allan George	DB	6-1	195	5th	Andalusia, Ala.	Andalusia
64	Derek Green	DL	6-5	318	Jr.	Richlands, N.C.	Southwest
24	Rocko Griffin	RB	5-9	203	So.	Rincon, Ga.	South Effingham
60	Gunnar Hansen	OL	6-5	317	Fr.	Boca Raton, Fla.	St. Thomas Aquinas
27	Brendon Harris	DB	6-1	214	Sr.	Chattanooga, Tenn.	Baylor School
11	Justin Harris	DB	6-1	195	Jr.	Attalla, Ala.	Etowah
62	Julian Hernandez	OL	6-4	304	Jr.	Davie, Fla.	St. Thomas Aquinas
22	John Howse IV	DB	6-2	190	Fr.	Nashville, Tenn.	Brentwood
96	Jacques Hunter	DL	6-4	230	Fr.	Valdosta, Ga.	Lowndes
91	Christian James	DL	6-4	275	Jr.	Memphis, Tenn.	Christian Brothers
39	Blake Jarrett	QB	6-2	186	Fr.	San Diego, Calif.	San Marcos
3	Dashaun Jenkins	DB	6-0	200	Sr.	Woodbridge, Va.	Woodbridge
13	Gabe Jeudy-Lally	DB	6-1	186	Jr.	Charlotte, N.C.	Ardrey Kell
7	Cam Johnson	WR	6-0	200	Sr.	Brentwood, Tenn.	Brentwood Academy
67	Jake Ketschek	OL	6-4	305	Fr.	Absecon, N.J.	St. Augustine Prep
89	Logan Kyle	WR	6-3	209	So.	Cypress, Texas	Tomball Memorial
35	Malik Langham	DL	6-5	296	Sr.	Huntsville, Ala.	Lee
55	Devin Lee	DL	6-3	277	Fr.	McDonough, Ga.	Ola
4	Chase Lloyd	DB	6-2	203	So.	Atlanta, Ga.	Westlake
38	Wilson Long	QB	6-0	197	So.	Austin, Texas	Regents School of Austin
23	Jaylen Mahoney	DB	5-11	191	Jr.	Rock Hill, S.C.	South Pointe
1	Elijah McAllister	LB	6-6	261	Sr.	Rumson, N.J.	Rumson Fair Haven
46	Ezra McAllister	WR	6-0	183	Fr.	Marshall, Mich.	Marshall
25	Ryan McCord	DB	6-1	190	So.	Dallas, Texas	Saint Mark's
51	Michael Mincey	LB	6-1	232	Fr.	Waycross, Ga.	Ware County
18	Jeremy Moussa	QB	6-3	225	Sr.	Chino Hills, Calif.	Eleanor Roosevelt
53	Alston Orji	LB	6-2	236	Sr.	Rockwall, Texas	Rockwall
0	Anfernee Orji	LB	6-2	230	Jr.	Rockwall, Texas	Rockwall
88	Michael Owusu	LB	6-5	231	5th	Oxnard, Calif.	Oaks Christian

No.	Name	Pos.	Ht.	Wt.	Yr.	Hometown	High School
19	Chris Pierce Jr.	WR	6-4	235	5th	Smithfield, Va.	Smithfield
71	Gage Pitchford	OL	6-6	300	Fr.	Newnan, Ga.	East Coweta
41	Tyson Russell	DB	5-11	180	Fr.	Plantation, Fla.	St. Thomas Aquinas
47	Wesley Schelling	LS	6-5	235	So.	Nashville, Tenn.	Pearl-Cohn
10	Gavin Schoenwald	TE	6-4	243	Sr.	Brentwood, Tenn.	Brentwood Academy
8	Ken Seals	QB	6-3	220	So.	Azle, Texas	Weatherford
37	Marlen Sewell	DB	6-1	185	Fr.	Birmingham, Ala.	Shades Valley
14	Will Sheppard	WR	6-3	200	So.	Mandeville, La.	Mandeville
87	Quincy Skinner Jr.	WR	6-1	200	Fr.	Pompano Beach, Fla.	St. Thomas Aquinas
95	Harrison Smith	P	5-10	183	Sr.	Franklin, Tenn.	Brentwood Academy
42	Patrick Smith	RB	5-10	185	Fr.	Atlantic City, N.J.	Holy Spirit
93	Tommy Smith	TE	6-1	226	5th	South Windsor, Conn.	East Catholic
31	Michael Spencer	LB	6-4	260	So.	Union, Ky.	The Taft School
54	Tyler Steen	OL	6-5	315	Sr.	Miami, Fla.	St. Thomas Aquinas
76	Jonathan Stewart	OL	6-7	340	5th	Lawrenceville, Ga.	Mountain View
97	Terion Sugick	DL	6-2	305	Fr.	Landover, Md.	Rock Creek Christian Academy
99	Lorenza Surgers	DL	6-5	265	Sr.	Cary, N.C.	Panther Creek
48	CJ Taylor	DB	6-1	206	Fr.	McMinnville, Tenn.	Warren County
50	Errington Truesdell	LB	6-1	224	Fr.	Duluth, Ga.	Woodward Academy
77	Junior Uzebu	OL	6-6	326	Jr.	Atlanta, Ga.	Alpharetta
65	Michael Warden	OL	6-2	286	Sr.	Loveland, Ohio	Summit Country Day
79	Trent Weaver	OL	6-3	299	So.	St. Louis, Mo.	St. Louis University School
52	Kevo Wesley	OL	6-4	290	So.	Chicago, Ill.	Curie
30	Jared Wheatley	P	6-1	205	Jr.	Indian Trail, N.C.	Porter Ridge
94	Raashaan Wilkins Jr.	DL	6-3	310	Sr.	Chicago, Ill.	Mt. Carmel
80	Alex Williams	DL	6-6	265	Jr.	Akron, Ohio	Pickerington North
21	Maxwell Worship	DB	6-1	210	Sr.	Coral Springs, Fla.	Cardinal Gibbons
44	Alan Wright	DB	6-0	181	Fr.	Fayetteville, Ga.	Woodward Academy
33	De'Rickey Wright	DB	6-4	230	So.	Gadsden, Ala.	Gadsden City
5	Mike Wright	QB	6-4	190	So.	Fayetteville, Ga.	Woodward Academy
43	James Zigler III	DB	5-11	190	Fr.	Marietta, Ga.	Harrison

Pronunciation Guide

2	Amir Abdur-Rahman	ah-MEER ub-DUR rah-mawn
17	Feleti Afumei	fah-let-ee ah-FUH-moo-ee
14	Devin Boddie Jr.	body
36	Joseph Bulovas	bull-uh-viss
16	Jack Cardillo	car-DEE-oh
86	Gamarion Carter	guh-MAHR-ee-awn
9	Daevion Davis	DAY-vee-inn
6	Re'Mahn Davis	ray-mawn
49	Zach Drevno	DREVV-know
60	Gunnar Hansen	gunner
96	Jacques Hunter	SHAH-kwees
3	Dashaun Jenkins	day-shawn
13	Gabe Jeudy-Lally	jew-dee-lolly
67	Jake Ketschek	catch-ick
35	Malik Langham	MUH-leak
18	Jeremy Moussa	MOOSE-uh
53	Alston Orji	all-stun OR-jee
0	Anfernee Orji	ann-fur-knee OR-jee
88	Michael Owusu	oh-WOO-sue
47	Wesley Schelling	shell-ing
10	Gavin Schoenwald	show-inn-wald
97	Terion Sugick	sue-jick
99	Lorenza Surgers	SIR-jehrs
50	Errington Truesdell	TROOS-dell
77	Junior Uzebu	oo-ZEE-bo
94	Raashaan Wilkins Jr.	ruh-shawn
43	James Zigler III	ZIG-luhr

Numerical Roster

No.	Name	Pos.	Ht.	Wt.	Yr.	Hometown	High School	No.	Name	Pos.	Ht.	Wt.	Yr.	Hometown	High School
0	Anfernee Orji	LB	6-2	230	Jr.	Rockwall, Texas	Rockwall	68	Jason Brooks Jr.	OL	6-4	295	So.	Houston, Texas	Dobie
1	Elijah McAllister	LB	6-6	261	Sr.	Rumson, N.J.	Rumson Fair Haven	70	Bradley Ashmore	OL	6-6	290	So.	Neptune Beach, Fla.	Fletcher Senior
2	Amir Abdur-Rahman	WR	6-4	215	Sr.	Atlanta, Ga.	Mays	71	Gage Pitchford	OL	6-6	300	Fr.	Newnan, Ga.	East Coweta
3	Dashaun Jerkins	DB	6-0	200	Sr.	Woodbridge, Va.	Woodbridge	72	Dan Dawkins	OL	6-3	304	Sr.	Staten Island, N.Y.	The Peddie School
4	Chase Lloyd	DB	6-2	203	So.	Atlanta, Ga.	Westlake	74	Cole Clemens	OL	6-6	335	5th	South Jordan, Utah	Bingham
5	Mike Wright	QB	6-4	190	So.	Fayetteville, Ga.	Woodward Academy	75	Ben Cox	OL	6-5	310	So.	Radford, Va.	Radford
6	Re'Mahn Davis	RB	5-9	205	Jr.	San Francisco, Calif.	Blair Academy	76	Jonathan Stewart	OL	6-7	340	5th	Lawrenceville, Ga.	Mountain View
7	Cam Johnson	WR	6-0	200	Sr.	Brentwood, Tenn.	Brentwood Academy	77	Junior Uzebu	OL	6-6	326	Jr.	Atlanta, Ga.	Alpharetta
8	Ken Seals	QB	6-3	220	So.	Azle, Texas	Weatherford	78	Bryce Bailey	OL	6-5	304	5th	Newburgh, Ind.	Castle
9	Daevion Davis	DL	6-2	285	Jr.	Madison, Ala.	James Clemens	79	Trent Weaver	OL	6-3	299	So.	St. Louis, Mo.	St. Louis University School
10	Gavin Schoenwald	TE	6-4	243	Sr.	Brentwood, Tenn.	Brentwood Academy	80	Alex Williams	DL	6-6	265	Jr.	Akron, Ohio	Pickerington North
11	Justin Harris	DB	6-1	195	Jr.	Attalla, Ala.	Etowah	81	Tyrell Alexander	WR	6-1	195	6th	Lancaster, Texas	Lancaster
12	Brayden DeVault-Smith	LB	6-3	227	5th	Nashville, Tenn.	Pearl-Cohn	82	Devin Boddie Jr.	WR	5-11	180	Jr.	Memphis, Tenn.	Whitehaven
13	Gabe Jeudy-Lally	DB	6-1	186	Jr.	Charlotte, N.C.	Ardrey Kell	83	Gamarion Carter	WR	6-2	195	Fr.	Toccoa, Ga.	Stephens County
14	Will Sheppard	WR	6-3	200	So.	Mandeville, La.	Mandeville	84	Justin Ball	TE	6-6	245	Jr.	Glenn Dale, Md.	Gonzaga Prep
15	Camden Coleman	DB	6-1	215	Sr.	Champaign, Ill.	University Laboratory	85	Joel DeCoursey	TE	6-4	235	Jr.	Zionsville, Ind.	Zionsville Community
16	Jack Cardillo	K	6-1	181	5th	Evergreen, Colo.	Evergreen	86	Ben Bresnahan	TE	6-4	243	Sr.	Cumming, Ga.	West Forsyth
17	Feleti Afemui	LB	6-3	245	5th	Kihei, Hawaii	Maui	87	Quincy Skinner Jr.	WR	6-1	200	Fr.	Pompano Beach, Fla.	St. Thomas Aquinas
18	Jeremy Moussa	QB	6-3	225	Sr.	Chino Hills, Calif.	Eleanor Roosevelt	88	Michael Owusu	LB	6-5	231	5th	Oxnard, Calif.	Oaks Christian
19	Chris Pierce Jr.	WR	6-4	235	5th	Smithfield, Va.	Smithfield	89	Logan Kyle	WR	6-3	209	So.	Cypress, Texas	Tomball Memorial
20	Jack Barton	S/LB	6-1	215	So.	Dallas, Texas	Jesuit	90	Nate Clifton	DL	6-5	280	Jr.	La Vergne, Tenn.	Brentwood Academy
21	Maxwell Worship	DB	6-1	210	Sr.	Coral Springs, Fla.	Cardinal Gibbons	91	Christian James	DL	6-4	275	Jr.	Memphis, Tenn.	Christian Brothers
22	John Howse IV	DB	6-2	190	Fr.	Nashville, Tenn.	Brentwood	92	Marcus Bradley	DL	6-3	275	Fr.	Gaithersburg, Md.	Quince Orchard
23	Jaylen Mahoney	DB	5-11	191	Jr.	Rock Hill, S.C.	South Pointe	93	Tommy Smith	TE	6-1	226	5th	South Windsor, Conn.	East Catholic
24	Rocko Griffin	RB	5-9	203	So.	Rincon, Ga.	South Effingham	94	Raashaan Wilkins Jr.	DL	6-3	310	Sr.	Chicago, Ill.	Mt. Carmel
25	Ryan McCord	DB	6-1	190	So.	Dallas, Texas	Saint Mark's	95	Harrison Smith	P	5-10	183	Sr.	Franklin, Tenn.	Brentwood Academy
26	BJ Anderson	DB	6-1	195	Sr.	Andalusia, Ala.	Andalusia	96	Brayden Bapst	TE	6-8	280	Jr.	Washington, D.C.	St. John's College
27	Brendon Harris	DB	6-1	214	Sr.	Chattanooga, Tenn.	Baylor School	96	Jacques Hunter	DL	6-4	230	Fr.	Valdosta, Ga.	Lowndes
28	Allan George	DB	6-1	195	5th	Andalusia, Ala.	Andalusia	97	Terion Sugick	DL	6-2	305	Fr.	Landover, Md.	Rock Creek Christian Academy
29	Miles Capers	LB	6-5	230	Fr.	Sumter, S.C.	Sumter	98	Daniel Gaw	LB	6-3	230	Fr.	Nashville, Tenn.	Montgomery Bell Academy
30	Jared Wheatley	P	6-1	205	Jr.	Indian Trail, N.C.	Porter Ridge	99	Lorenza Surgers	DL	6-5	265	Sr.	Cary, N.C.	Panther Creek
31	Michael Spencer	LB	6-4	260	So.	Union, Ky.	The Taft School								
32	Ethan Barr	LB	6-3	244	So.	Flower Mound, Texas	Marcus								
33	De'Rickey Wright	DB	6-4	230	So.	Gadsden, Ala.	Gadsden City								
34	Luke Blanton	FB	6-2	240	Sr.	Dallas, Texas	Highland Park								
35	Malik Langham	DL	6-5	296	Sr.	Huntsville, Ala.	Lee								
36	Joseph Bulovas	K	6-0	210	5th	Mandeville, La.	Mandeville								
37	Marlen Sewell	DB	6-1	185	Fr.	Birmingham, Ala.	Shades Valley								
38	Wilson Long	QB	6-0	197	So.	Austin, Texas	Regents School of Austin								
39	Blake Jarrett	QB	6-2	186	Fr.	San Diego, Calif.	San Marcos								
40	Tommy Eckels	LB	6-2	225	So.	Kansas City, Mo.	Rockhurst								
41	Tyson Russell	DB	5-11	180	Fr.	Plantation, Fla.	St. Thomas Aquinas								
42	Patrick Smith	RB	5-10	180	Fr.	Atlantic City, N.J.	Holy Spirit								
43	James Ziglor III	DB	5-11	190	Fr.	Marietta, Ga.	Harrison								
44	Alan Wright	DB	6-0	181	Fr.	Fayetteville, Ga.	Woodward Academy								
45	Dylan Betts-Pauley	RB	5-11	240	Fr.	Hoover, Ala.	Hoover								
46	Ezra McAllister	WR	6-0	183	Fr.	Marshall, Mich.	Marshall								
47	Wesley Schelling	LS	6-5	245	So.	Nashville, Tenn.	Pearl-Cohn								
48	CJ Taylor	DB	6-1	206	Fr.	McMinnville, Tenn.	Warren County								
49	Zach Drevno	LS	6-0	209	Sr.	Saline, Mich.	Saline								
50	Errington Truesdell	LB	6-1	224	Fr.	Duluth, Ga.	Woodward Academy								
51	Michael Mincey	LB	6-1	232	Fr.	Waycross, Ga.	Ware County								
52	Kevo Wesley	OL	6-4	290	So.	Chicago, Ill.	Curie								
53	Alston Orji	LB	6-2	236	Sr.	Rockwall, Texas	Rockwall								
54	Tyler Steen	OL	6-5	315	Sr.	Miami, Fla.	St. Thomas Aquinas								
55	Devin Lee	DL	6-3	277	Fr.	McDonough, Ga.	Ola								
56	Alex Brown	LB	6-2	242	Sr.	San Antonio, Texas	Claudia Taylor Johnson								
57	Tyler Bence	DL	6-3	255	Fr.	Huntsville, Ala.	Huntsville								
58	Jared Elstein	K/P	6-2	185	Sr.	Miami, Fla.	American Heritage School								
59	Pierson Cooke	K/P	6-0	209	Sr.	Bloomfield Hills, Mich.	Cranbrook-Kingswood								
60	Gunnar Hansen	OL	6-5	317	Fr.	Boca Raton, Fla.	St. Thomas Aquinas								
61	Will Faris	K	5-11	166	Fr.	Dallas, Texas	Lake Highlands								
62	Julian Hernandez	OL	6-4	304	Jr.	Davie, Fla.	St. Thomas Aquinas								
63	Delfin Xavier Castillo	OL	6-5	330	Fr.	Kissimmee, Fla.	Osceola								
64	Derek Green	DL	6-5	318	Jr.	Richlands, N.C.	Southwest								
65	Michael Warden	OL	6-2	286	Sr.	Loveland, Ohio	Summit Country Day								
66	Charlie Clark	OL	6-7	284	Fr.	Madison, Wis.	Edgewood								
67	Jake Ketschek	OL	6-4	305	Fr.	Absecon, N.J.	St. Augustine Prep								

Pronunciation Guide				
0	Anfernee Orji	ann-fur-knee OR-jee		
2	Amir Abdur-Rahman	ah-MEER ub-DUR rah-mawn		
3	Dashaun Jerkins	day-shawn		
6	Re'Mahn Davis	ray-mawn		
9	Daevion Davis	DAY-vee-inn		
10	Gavin Schoenwald	show-inn-wald		
13	Gabe Jeudy-Lally	jew-dee-lolly		
14	Devin Boddie Jr.	body		
16	Jack Cardillo	car-DEE-oh		
17	Feleti Afumei	fah-let-ee ah-FUH-moo-ee		
18	Jeremy Moussa	MOOSE-uh		
35	Malik Langham	MUH-leak		
36	Joseph Bulovas	bull-uh-viss		
43	James Ziglor III	ZIG-luhr		
47	Wesley Schelling	shell-ing		
49	Zach Drevno	DREVV-know		
50	Errington Truesdell	TROOS-dell		
53	Alston Orji	all-stun OR-jee		
60	Gunnar Hansen	gunnar		
67	Jake Ketschek	catch-ick		
77	Junior Uzebu	oo-ZEE-boo		
86	Gamarion Carter	guh-MAHR-ee-awn		
88	Michael Owusu	oh-WOO-sue		
94	Raashaan Wilkins Jr.	ruh-shawn		
96	Jacques Hunter	SHAH-kwees		
97	Terion Sugick	sue-jick		
99	Lorenza Surgers	SIR-jehrs		

Academic Roster


No.	Name	Pos.	Ht.	Wt.	Cl.	Major
53	Alston Orji	LB	6-2	236	Sr.	American Studies
95	Harrison Smith	P	5-10	183	Sr.	Biological Sciences • Classical and Mediterranean Studies
56	Alex Brown	LB	6-2	243	Sr.	Communication Studies
6	Re'Mahn Davis	RB	5-9	205	Jr.	Communications Studies
99	Lorenza Surgers	DL	6-5	265	Sr.	Communications Studies
77	Junior Uzebu	OL	6-6	326	Jr.	Communication Studies
0	Anfernee Orji	LB	6-2	230	Jr.	Communication of Science and Technology
79	Trent Weaver	OL	6-3	299	So.	Computer Engineering
25	Ryan McCord	CB	6-1	190	So.	Computer Science
47	Wesley Schelling	LS	6-5	235	So.	Computer Science
65	Michael Warden	OL	6-2	286	Sr.	Economics • Classical and Mediterranean Studies
34	Luke Blanton	FB	6-2	240	Sr.	Economics
11	Justin Harris	S	6-1	195	Jr.	Economics
30	Jared Wheatley	P	6-1	205	Jr.	Economics
94	Raashaan Wilkins Jr.	DL	6-3	310	Sr.	Economics
31	Michael Spencer	LB	6-4	260	So.	Engineering
78	Bryce Bailey	OL	6-5	304	5th	Finance (Graduate)
12	Brayden DeVault-Smith	LB	6-3	227	5th	Human Development Studies (Graduate)
17	Feleti Afemui	LB	6-3	245	5th	Human and Organizational Development
96	Brayden Bapst	TE	6-8	280	Jr.	Human and Organizational Development
32	Ethan Barr	LB	6-3	244	So.	Human and Organizational Development
20	Jack Barton	S/LB	6-1	215	So.	Human and Organizational Development
74	Cole Clemens	OL	6-6	335	5th	Human and Organizational Development
85	Joel DeCoursey	TE	6-4	235	Jr.	Human and Organizational Development
49	Zach Drevno	LS	6-0	209	Sr.	Human and Organizational Development
40	Tommy Eckels	LB	6-2	225	So.	Human and Organizational Development
61	Will Faris	K	5-11	166	Fr.	Human and Organizational Development
62	Julian Hernandez	OL	6-4	304	Jr.	Human and Organizational Development
7	Cam Johnson	WR	6-0	200	Sr.	Human and Organizational Development
13	Gabe Judy-Lally	CB	6-1	186	Jr.	Human and Organizational Development
23	Jaylen Mahoney	CB	5-11	191	Jr.	Human and Organizational Development
10	Gavin Schoenwald	TE	6-4	243	Sr.	Human and Organizational Development
8	Ken Seals	QB	6-3	220	So.	Human and Organizational Development
54	Tyler Steen	OL	6-5	315	Sr.	Human and Organizational Development
21	Maxwell Worship	S	6-1	210	Sr.	Human and Organizational Development
91	Christian James	DL	6-4	275	Jr.	Human and Organizational Development • Economics
70	Bradley Ashmore	OL	6-6	290	So.	Human and Organizational Development • Gender and Sexuality Studies
81	Tyrell Alexander	WR	6-1	195	6th	Learning, Diversity and Urban Studies (Graduate)
88	Michael Owusu	LB	6-5	231	5th	Learning, Diversity and Urban Studies (Graduate)
75	Jonathan Stewart	OL	6-7	340	5th	Learning, Diversity and Urban Studies (Graduate)
36	Joseph Bulovas	K	6-0	210	5th	Marketing (Graduate)
16	Jack Cardillo	K	6-1	181	5th	Marketing (Graduate)

No.	Name	Pos.	Ht.	Wt.	Cl.	Major
2	Amir Abdur-Rahman	WR	6-4	215	Sr.	Medicine, Health and Society
84	Justin Ball	TE	6-6	245	Jr.	Medicine, Health and Society
82	Devin Boddie Jr.	WR	5-11	180	Jr.	Medicine, Health and Society
86	Ben Bresnahan	TE	6-4	243	Sr.	Medicine, Health and Society
90	Nate Clifton	DL	6-5	280	Jr.	Medicine, Health and Society
9	Daevion Davis	DL	6-2	285	Jr.	Medicine, Health and Society
28	Allan George	CB	6-1	195	5th	Medicine, Health and Society
64	Derek Green	DL	6-5	318	Jr.	Medicine, Health and Society
27	Brendon Harris	S	6-1	214	Sr.	Medicine, Health and Society
3	Dashaun Jenkins	S	6-0	200	Sr.	Medicine, Health and Society
35	Malik Langham	DL	6-5	296	Sr.	Medicine, Health and Society
1	Elijah McAllister	LB	6-6	261	Sr.	Medicine, Health and Society
18	Jeremy Moussa	QB	6-3	225	Sr.	Medicine, Health and Society
59	Pierson Cooke	K/P	6-0	209	Sr.	Political Science
15	Camden Coleman	DB	6-1	215	Sr.	Psychology
80	Alex Williams	DL	6-6	265	Jr.	Sociology
26	BJ Anderson	CB	6-1	195	Sr.	Sociology
19	Chris Pierce Jr.	WR	6-4	235	5th	Sociology
72	Dan Dawkins	OL	6-3	304	Sr.	Sociology
57	Tyler Bence	DL	6-3	255	Fr.	Undeclared
45	Dylan Betts-Pauley	RB	5-11	240	Fr.	Undeclared
92	Marcus Bradley	DL	6-3	275	Fr.	Undeclared
68	Jason Brooks, Jr.	OL	6-4	295	So.	Undeclared
29	Miles Capers	LB	6-5	230	Fr.	Undeclared
83	Gamarion Carter	WR	6-2	195	Fr.	Undeclared
63	Delfin Xavier Castillo	OL	6-5	330	Fr.	Undeclared
66	Charlie Clark	OL	6-7	284	Fr.	Undeclared
75	Ben Cox	OL	6-5	310	So.	Undeclared
98	Daniel Gaw	LB	6-3	230	Fr.	Undeclared
24	Rocko Griffin	RB	5-9	203	So.	Undeclared
60	Gunnar Hansen	OL	6-5	317	Fr.	Undeclared
22	John Howse IV	DB	6-2	190	Fr.	Undeclared
96	Jacques Hunter	DL	6-4	230	Fr.	Undeclared
39	Blake Jarrett	QB	6-2	186	Fr.	Undeclared
67	Jake Ketschek	OL	6-4	305	Fr.	Undeclared
89	Logan Kyle	WR	6-3	209	So.	Undeclared
55	Devin Lee	DL	6-3	277	Fr.	Undeclared
4	Chase Lloyd	DB	6-2	203	So.	Undeclared
38	Wilson Long	QB	6-0	197	So.	Undeclared
46	Ezra McAllister	WR	6-0	183	Fr.	Undeclared
51	Michael Mincey	LB	6-1	232	Fr.	Undeclared
71	Gage Pitchford	OL	6-6	300	Fr.	Undeclared
41	Tyson Russell	DB	5-11	180	Fr.	Undeclared
37	Marlen Sewell	DB	6-1	185	Fr.	Undeclared
14	Will Sheppard	WR	6-3	200	So.	Undeclared
87	Quincy Skinner Jr.	WR	6-1	200	Fr.	Undeclared
42	Patrick Smith	RB	5-10	185	Fr.	Undeclared
97	Terion Sugick	DL	6-2	305	Fr.	Undeclared
48	C.J. Taylor	DB	6-1	206	Fr.	Undeclared
50	Errington Truesdell	LB	6-1	224	Fr.	Undeclared
52	Kevo Wesley	OL	6-4	290	So.	Undeclared
33	De'Rickey Wright	ATH	6-4	230	So.	Undeclared
44	Alan Wright	DB	6-0	190	Fr.	Undeclared
5	Mike Wright	QB	6-4	190	So.	Undeclared
43	James Ziglor III	DB	5-11	190	Fr.	Undeclared

Geographical Roster

No.	Name	Pos.	Ht.	Wt.	Cl.	Hometown	High School
26	BJ Anderson	DB	6-1	195	Sr.	Andalusia, Ala.	Andalusia
28	Allan George	DB	6-1	195	5th	Andalusia, Ala.	Andalusia
11	Justin Harris	DB	6-1	195	Jr.	Attalla, Ala.	Etowah
37	Marlen Sewell	DB	6-1	185	Fr.	Birmingham, Ala.	Shades Valley
33	De'Rickey Wright	DB	6-4	230	So.	Gadsden, Ala.	Gadsden City
45	Dylan Betts-Pauley	RB	5-11	240	Fr.	Hoover, Ala.	Hoover
57	Tyler Bence	DL	6-3	255	Fr.	Huntsville, Ala.	Huntsville
35	Malik Langham	DL	6-5	296	Sr.	Huntsville, Ala.	Lee
9	Daevion Davis	DL	6-2	285	Jr.	Madison, Ala.	James Clemens
96	Jacques Hunter	DL	6-4	230	Fr.	Valdosta, Ga.	Lowndes
18	Jeremy Moussa	QB	6-3	225	Sr.	Chino Hills, Calif.	Eleanor Roosevelt
88	Michael Owusu	LB	6-5	231	5th	Oxnard, Calif.	Oaks Christian
39	Blake Jarrett	QB	6-2	186	Fr.	San Diego, Calif.	San Marcos
6	Re'Mahn Davis	RB	5-9	205	Jr.	San Francisco, Calif.	Blair Academy
16	Jack Cardillo	K	6-1	181	5th	Evergreen, Colo.	Evergreen
93	Tommy Smith	TE	6-1	226	5th	South Windsor, Conn.	East Catholic
96	Brayden Bapst	TE	6-8	280	Jr.	Washington, D.C.	St. John's College
60	Gunnar Hansen	OL	6-5	317	Fr.	Boca Raton, Fla.	St. Thomas Aquinas
62	Julian Hernandez	OL	6-4	304	Jr.	Davie, Fla.	St. Thomas Aquinas
21	Maxwell Worship	DB	6-1	210	Sr.	Coral Springs, Fla.	Cardinal Gibbons
63	Delfin Xavier Castillo	OL	6-5	330	Fr.	Kissimmee, Fla.	Osceola
70	Bradley Ashmore	OL	6-6	290	So.	Neptune Beach, Fla.	Fletcher Senior
41	Tyson Russell	DB	5-11	180	Fr.	Plantation, Fla.	St. Thomas Aquinas
87	Quincy Skinner Jr.	WR	6-1	200	Fr.	Pompano Beach, Fla.	St. Thomas Aquinas
2	Amir Abdur-Rahman	WR	6-4	215	Sr.	Atlanta, Ga.	Mays
4	Chase Lloyd	DB	6-2	203	So.	Atlanta, Ga.	Westlake
77	Junior Uzebu	OL	6-6	326	Jr.	Atlanta, Ga.	Alpharetta
86	Ben Bresnahan	TE	6-4	243	Sr.	Cumming, Ga.	West Forsyth
50	Errington Truesdell	LB	6-1	224	Fr.	Duluth, Ga.	Woodward Academy
44	Alan Wright	DB	6-0	181	Fr.	Fayetteville, Ga.	Woodward Academy
5	Mike Wright	QB	6-4	190	So.	Fayetteville, Ga.	Woodward Academy
76	Jonathan Stewart	OL	6-7	340	5th	Lawrenceville, Ga.	Mountain View
55	Devin Lee	DL	6-3	277	Fr.	McDonough, Ga.	Ola
43	James Ziglar III	DB	5-11	190	Fr.	Marietta, Ga.	Harrison
54	Tyler Steen	OL	6-5	315	Sr.	Miami, Fla.	St. Thomas Aquinas
71	Gage Pitchford	OL	6-6	300	Fr.	Newnan, Ga.	East Coweta
24	Rocko Griffin	RB	5-9	203	So.	Rincon, Ga.	South Effingham
83	Gamarion Carter	WR	6-2	195	Fr.	Toccoa, Ga.	Stephens County
51	Michael Mincey	LB	6-1	232	Fr.	Waycross, Ga.	Ware County
17	Feleti Afemui	LB	6-3	245	5th	Kihei, Hawaii	Maui
15	Camden Coleman	DB	6-1	215	Sr.	Champaign, Ill.	University Laboratory
52	Kevo Wesley	OL	6-4	290	So.	Chicago, Ill.	Curie
94	Raashan Wilkins Jr.	DL	6-3	310	Sr.	Chicago, Ill.	Mt. Carmel
78	Bryce Bailey	OL	6-5	304	5th	Newburgh, Ind.	Castle
85	Joel DeCoursey	TE	6-4	235	Jr.	Zionsville, Ind.	Zionsville Community
31	Michael Spencer	LB	6-4	260	So.	Union, Ky.	The Taft School
36	Joseph Bulovas	K	6-0	210	5th	Mandeville, La.	Mandeville
14	Will Sheppard	WR	6-3	200	So.	Mandeville, La.	Mandeville
92	Marcus Bradley	DL	6-3	304	Fr.	Gaithersburg, Md.	Quince Orchard
84	Justin Ball	TE	6-6	245	Jr.	Glenn Dale, Md.	Gonzaga Prep
97	Terion Sugick	DL	6-2	305	Fr.	Landover, Md.	Rock Creek Christian Academy
59	Pierson Cooke	K/P	6-0	209	Sr.	Bloomfield Hills, Mich.	Cranbrook-Kingswood
46	Ezra McAllister	WR	6-0	183	Fr.	Marshall, Mich.	Marshall
49	Zach Drevno	LS	6-0	209	Sr.	Saline, Mich.	Saline
40	Tommy Eckels	LB	6-2	225	So.	Kansas City, Mo.	Rockhurst
79	Trent Weaver	OL	6-3	299	So.	St. Louis, Mo.	St. Louis University School
99	Lorenza Surgers	DL	6-5	265	Sr.	Cary, N.C.	Panther Creek
13	Gabe Jeudy-Lally	DB	6-1	186	Jr.	Charlotte, N.C.	Ardrey Kell
30	Jared Wheatley	P	6-1	205	Jr.	Indian Trail, N.C.	Porter Ridge
64	Derek Green	DL	6-5	318	Jr.	Richlands, N.C.	Southwest
67	Jake Ketschek	OL	6-4	305	Fr.	Absecon, N.J.	St. Augustine Prep
42	Patrick Smith	RB	5-10	185	Fr.	Atlantic City, N.J.	Holy Spirit
1	Elijah McAllister	LB	6-6	261	Sr.	Rumson, N.J.	Rumson Fair Haven
72	Dan Dawkins	OL	6-3	304	Sr.	Staten Island, N.Y.	The Peddie School
80	Alex Williams	DL	6-6	265	Jr.	Akron, Ohio	Pickerington North
65	Michael Warden	OL	6-2	286	Sr.	Loveland, Ohio	Summit Country Day
23	Jaylen Mahoney	DB	5-11	191	Jr.	Rock Hill, S.C.	South Pointe
29	Miles Capers	LB	6-5	230	Fr.	Sumter, S.C.	Sumter
7	Cam Johnson	WR	6-0	200	Sr.	Brentwood, Tenn.	Brentwood Academy
10	Gavin Schoenwald	TE	6-4	243	Sr.	Brentwood, Tenn.	Brentwood Academy
27	Brendon Harris	DB	6-1	214	Sr.	Chattanooga, Tenn.	Baylor School
95	Harrison Smith	P	5-10	183	Sr.	Franklin, Tenn.	Brentwood Academy
90	Nate Clifton	DL	6-5	280	Jr.	La Vergne, Tenn.	Brentwood Academy
48	C.J. Taylor	DB	6-1	206	Fr.	McMinnville, Tenn.	Warren County
82	Devin Boddie Jr.	WR	5-11	180	Jr.	Memphis, Tenn.	Whitehaven
91	Christian James	DL	6-4	275	Jr.	Memphis, Tenn.	Christian Brothers
12	Brayden DeVault-Smith	LB	6-3	227	5th	Nashville, Tenn.	Pearl-Cohn
22	John Howse IV	DB	6-2	190	Fr.	Nashville, Tenn.	Brentwood
47	Wesley Schelling	LS	6-5	235	So.	Nashville, Tenn.	Pearl-Cohn
38	Wilson Long	QB	6-0	197	Fr.	Austin, Texas	Regents School of Austin
8	Ken Seals	QB	6-3	220	So.	Azle, Texas	Weatherford
89	Logan Kyle	WR	6-3	209	So.	Cypress, Texas	Tomball Memorial
20	Jack Barton	S/LB	6-1	215	So.	Dallas, Texas	Jesuit
34	Luke Blanton	FB	6-2	240	Sr.	Dallas, Texas	Highland Park
61	Will Faris	K	5-11	166	Fr.	Dallas, Texas	Lake Highlands
25	Ryan McCord	DB	6-1	190	So.	Dallas, Texas	Saint Mark's
32	Ethan Barr	LB	6-3	244	So.	Flower Mound, Texas	Marcus
68	Jason Brooks, Jr.	OL	6-4	295	So.	Houston, Texas	Dobie
81	Tyrell Alexander	WR	6-1	195	6th	Lancaster, Texas	Lancaster
53	Alston Orji	LB	6-2	236	Sr.	Rockwall, Texas	Rockwall
0	Anfernee Orji	LB	6-2	230	Jr.	Rockwall, Texas	Rockwall
56	Alex Brown	LB	6-2	242	Sr.	San Antonio, Texas	Claudia Taylor Johnson
74	Cole Clemens	OL	6-6	335	5th	South Jordan, Utah	Bingham
75	Ben Cox	OL	6-5	310	So.	Radford, Va.	Radford
19	Chris Pierce Jr.	WR	6-4	235	5th	Smithfield, Va.	Smithfield
3	Dashaun Jenkins	DB	6-0	200	Sr.	Woodbridge, Va.	Woodbridge
66	Charlie Clark	OL	6-7	284	Fr.	Madison, Wis.	Edgewood


Student-Athlete Profiles

QB


8 • KEN SEALS • 6-3 • 220 • So. • Azle, Texas • Weatherford

- Majoring in human and organizational development
- Third true freshman quarterback to start a season opener in the SEC since 1972
- Tied for third in Vanderbilt history for 300-yard passing games (3)
- Owns the school record for passing yards in a single season by a freshman (1,928)
- Team-high 1897 yards of total offense in 2020
- Nation's 17th-best pro-style quarterback by Rivals.com


PASSING	G	Att	Cmp	Int	Yds	TD	Lg	Pct	Avg/P	Avg/G
2020	9	288	186	10	1928	12	58	64.6	6.7	214.2
2021	5	163	92	5	894	5	38	56.4	5.5	178.8
TOTAL	14	451	278	15	2822	17	58	61.6	6.3	201.6

QB


5 • MIKE WRIGHT • 6-4 • 190 • So. • Fayetteville, Ga. • Woodward Academy

- Undecided on a major
- Recorded his first passing touchdown of the season against Stanford
- Six games played in 2020
- First career touchdowns at Kentucky — one passing, one rushing
- Nation's 23rd-ranked dual-style quarterback by Rivals
- Woodward Academy's 200-meter dash school record holder


PASSING	G	Att	Cmp	Int	Yds	TD	Lg	Pct	Avg/P	Avg/G
2020	6	10	6	1	51	1	25	60.0	5.1	8.5
2021	4	21	9	1	88	1	26	42.9	4.2	29.3
TOTAL	10	31	15	2	139	2	26	48.4	4.5	13.9

QB


18 • JEREMY MOUSSA • 6-3 • 225 • Sr. • Chino Hills, Calif. • Eleanor Roosevelt

- Majoring in medicine, health and society
- Did not see action in 2020
- Transfer from San Bernardino Valley College
- 2019 conference co-offensive player of the year
- Signed with Hawaii out of high school, playing two games in 2018
- First-Year SEC Academic Honor Roll


PASSING	G	Att	Cmp	Int	Yds	TD	Lg	Pct	Avg/P	Avg/G
2021	--	--	--	--	--	--	--	--	--	--
TOTAL	--	--	--	--	--	--	--	--	--	--

RB


6 • RE'MAHN DAVIS • 5-9 • 205 • Jr. • San Francisco, Calif. • Blair Academy

- Majoring in communication studies
- Rushed for a season-high 77 yards at Colorado State on 17 carries
- Played 16 games at Temple during the 2019 and 2020 seasons
- Earned Pro Football Focus First Team Freshman All-America accolades in 2019
- Averaged 78.0 rushing yards/game during freshman campaign
- Crossed the 100-yard plateau three times and rushed for 50 or more yards 10 times


RUSHING	G	Att	Yds	TD	Lg	Avg/C	Avg/G
2021	3	44	211	1	26	4.8	70.3
TOTAL	3	44	211	1	26	4.8	70.3

RB


42 • PATRICK SMITH • 5-10 • 180 • Fr. • Atlantic City, N.J. • Holy Spirit

- Undecided on a major
- Lettered two years at Holy Spirit under coach A.J. Russo
- Three-star prospect by ESPN.com and 247Sports.com
- NJ.com's Offensive Player of the Year and first team all-state selection
- 2020 USA Today All-New Jersey First Team Offense honoree
- As a senior, rushed 221 times for 1,719 yards and 16 touchdowns for the 8-0 Spartans

RUSHING	G	Att	Yds	TD	Lg	Avg/C	Avg/G
2021	4	16	60	0	9	3.8	15.0
TOTAL	4	16	60	0	9	3.8	15.0

RB


24 • ROCKO GRIFFIN • 5-9 • 203 • So. • Rincon, Ga. • South Effingham

- Undecided on a major
- First career rushing touchdown against UConn
- Career-high 107 yards on the ground against Stanford
- Played in eight games as a freshman
- Led South Effingham to the 2019 Georgia AAAAA state playoffs
- Enjoys chess, boxing and swimming


RUSHING	G	Att	Yds	TD	Lg	Avg/C	Avg/G
2020	8	37	92	0	15	2.5	11.5
2021	5	55	215	1	36	3.9	43.0
TOTAL	13	92	307	1	36	3.3	23.6

TE


86 • BEN BRESNAHAN • 6-4 • 243 • Sr. • Cumming, Ga. • West Forsyth

- Majoring in medicine, health and society
- One of six Commodores to start all nine games in 2020
- Hauled in four touchdowns as a junior to rank second on the team
- Ranked fourth among SEC tight ends in touchdowns last season
- Registered a career-high six catches for a personal-best 72 yards against Ole Miss
- A three-time all-region selection at West Forsyth


RECEIVING	G	Rec	Yds	TD	Lg	Rec/G	Avg/C	Avg/G
2018	2	0	0	0	0	0.0	0.0	0.0
2019	12	7	105	0	26	0.6	15.0	8.8
2020	9	28	300	4	43	3.1	10.7	33.3
2021	2	3	44	0	30	1.5	14.7	22.0
TOTAL	25	38	449	4	43	1.5	11.8	18.0

TE


10 • GAVIN SCHOENWALD • 6-4 • 243 • Sr. • Brentwood, Tenn. • Brentwood Academy

- Majoring in human and organizational development
- Earned first career start at Colorado State
- Played in seven games in 2020, primarily as a member of the special teams units
- Prepped at nearby Brentwood Academy and was an all-state quarterback in 2017
- Guided Brentwood to a 12-0 record in 2017 as the starting quarterback
- Led team to three state basketball titles

RECEIVING	G	Rec	Yds	TD	Lg	Rec/G	Avg/C	Avg/G
2019	11	0	0	0	0	0.0	0.0	0.0
2020	7	0	0	0	0	0.0	0.0	0.0
2021	5	1	19	0	19	0.3	19.0	6.3
TOTAL	23	1	19	0	19	0.0	19.0	0.8

TE



96 • BRAYDEN BAPST • 6-8 • 280 • Jr. • Washington, D.C. • St. John's College

- Majoring in human and organizational development
- Makes the switch to tight end after spending his first two seasons with the offensive line
- Earned first career start at Colorado State
- Played in the final seven games of last season
- 2018 USA Today All-Washington D.C.
- As a senior at St. John's College, started tight end and played defensive end

RECEIVING	G	Rec	Yds	TD	Lg	Rec/G	Avg/C	Avg/G
2020	7	0	0	0	0	0.0	0.0	0.0
2021	4	0	0	0	0	0.0	0.0	0.0
TOTAL	11	0	0	0	0	0.0	0.0	0.0

Student-Athlete Profiles

WR




81 • TYRELL ALEXANDER • 6-1 • 195 • 6th • Lancaster, Texas • Lancaster

- Pursuing a graduate degree in learning, diversity and urban studies
- Appeared in nine games in 2020, making one start
- First-Year SEC Academic Honor Roll
- Three-year letter winner at Oklahoma State
- Special teams regular in 2018 and 2019 with the Cowboys
- Hauled in a 56-yard touchdown against Kansas in 2017

RECEIVING	G	Rec	Yds	TD	Lg	Rec/G	Avg/C	Avg/G
2020	9	2	11	0	6	0.2	5.5	1.2
2021	2	0	0	0	0	0.0	0.0	0.0
TOTAL	11	2	11	0	6	0.2	5.5	1.0

WR




7 • CAM JOHNSON • 6-0 • 200 • Sr. • Brentwood, Tenn. • Brentwood Academy

- Majoring in human and organizational development
- Team leader in both receptions (56) and receiving yards (545) as a junior
- Nine games played with five starts last season
- Sixth among SEC players in receptions and receptions/game in 2020
- Personal-best 114 receiving yards on 10 catches at Mississippi State
- Registered a career-high 14 catches for 97 yards against Ole Miss
- Hauled in a career-long 40-yard pass in home opener against No. 20/17 LSU

RECEIVING	G	Rec	Yds	TD	Lg	Rec/G	Avg/C	Avg/G
2018	4	4	45	0	14	1.0	11.2	11.2
2019	12	30	316	3	28	2.5	10.5	26.3
2020	9	56	545	3	40	6.2	9.7	60.6
2021	5	16	135	2	26	3.2	8.4	27.0
TOTAL	30	106	1041	8	40	3.5	9.8	34.7

WR




19 • CHRIS PIERCE JR. • 6-4 • 235 • 5th • Smithfield, Va. • Smithfield

- Majoring in sociology
- Career-high nine catches against UConn
- Hauled in a team-high five touchdowns as a senior in 2020
- Season-high 97 receiving yards and two touchdowns against No. 6/5 Florida
- Had a receiving touchdown in four consecutive games (Ole Miss, Miss St., Kentucky & Florida)
- Four or more receptions in three games during 2020 season
- Personal-best six receptions at Mississippi State, including one touchdown grab

RECEIVING	G	Rec	Yds	TD	Lg	Rec/G	Avg/C	Avg/G
2017	9	0	0	0	0	0.0	0.0	0.0
2018	13	13	128	1	20	1.0	9.8	9.8
2019	12	14	245	1	75	1.2	17.5	20.4
2020	9	25	371	5	58	2.8	14.8	41.2
2021	5	24	290	1	31	4.8	12.1	58.0
TOTAL	48	76	1,034	8	75	1.6	13.6	21.5

WR




2 • AMIR ABDUR-RAHMAN • 6-4 • 215 • Sr. • Atlanta, Ga. • Mays

- Majoring in medicine, health and society
- Nine games played with eight starts last season
- Second on the team in receiving yards, first in yards/catch in 2020
- Registered career highs in both receptions (7) and receiving yards (89) at Kentucky
- Hauled in second career touchdown in the 2020 season opener at No. 10/11 Texas A&M
- Caught a career-long 52-yard catch versus Baylor in the 2018 Texas Bowl
- A three-sport athlete at Mays (football, track and field and swimming)

RECEIVING	G	Rec	Yds	TD	Lg	Rec/G	Avg/C	Avg/G
2018	13	4	108	1	52	0.3	27.0	8.3
2019	4	0	0	0	0	0.0	0.0	0.0
2020	9	27	406	1	46	3.0	15.0	45.1
2021	5	1	5	0	5	0.2	5.0	1.0
TOTAL	31	32	519	2	52	1.0	16.2	16.7

WR




14 • WILL SHEPPARD • 6-3 • 200 • So. • Mandeville, La. • Mandeville

- Undeclared on a major
- Career-high two touchdowns and personal-best 119 receiving yards against UConn
- Registered a team-high nine catches against ETSU
- Hauled in two receptions across the 2020 season, playing in eight games
- 2,252 receiving yards and 33 touchdowns on 126 catches in prep career
- Born in Ruston, La.

RECEIVING	G	Rec	Yds	TD	Lg	Rec/G	Avg/C	Avg/G
2020	8	2	30	0	24	0.2	15.0	3.8
2021	5	27	288	2	38	5.4	10.7	57.6
TOTAL	13	29	318	2	38	2.2	11.0	24.5

WR



82 • DEVIN BODDIE JR. • 5-11 • 180 • Jr. • Memphis, Tenn. • Whitehaven

- Undeclared on a major
- Tallied a career-high tying six catches against UConn
- First career touchdown against Stanford
- Did not see game action in 2019 or 2020
- Consensus three-star prospect coming out of high school
- Born in Shreveport, La.

RECEIVING	G	Rec	Yds	TD	Lg	Rec/G	Avg/C	Avg/G
2021	5	17	142	1	33	3.4	8.4	28.4
TOTAL	5	17	142	1	33	3.4	8.4	28.4

WR



87 • QUINCY SKINNER JR. • 6-1 • 200 • Fr. • Pompano Beach, Fla. • St. Thomas Aquinas


- Undeclared on a major
- Consensus three-star prospect from the Sunshine State
- Helped the Raiders to an 8-1 mark in 2020 and FHSAA Class 7A state championship
- Part of a St. Thomas Aquinas program that captured the school's 12th state title
- Letterman for the track and field program in high school
- Father, Quincy Skinner Sr., was a three-year letter winner (2003-05) at Florida Atlantic


RECEIVING	G	Rec	Yds	TD	Lg	Rec/G	Avg/C	Avg/G
2021	4	0	0	0	0	0.0	0.0	0.0
TOTAL	4	0	0	0	0	0.0	0.0	0.0


Student-Athlete Profiles


OL		70 • BRADLEY ASHMORE • 6-6 • 290 • So. • Neptune Beach, Fla. • Fletcher Senior <ul style="list-style-type: none"> • Double majoring in human and organizational development and gender and sexuality studies • Played in all nine games and started five in 2020 • First-Year SEC Academic Honor Roll • At Fletcher Senior, served as the school's Marine Coastal Club vice president • First team all-region pick in 2018 and 2019 • Enjoys swimming and cooking away from football
OL		75 • BEN COX • 6-5 • 310 • So. • Radford, Va. • Radford <ul style="list-style-type: none"> • Undecided on a major • Played in eight of nine games during his freshman campaign • Started one game in 2020, at right tackle against Tennessee • First-Year SEC Academic Honor Roll • Consensus three-star prospect out of Virginia • Born in Baltimore, Maryland
OL		54 • TYLER STEEN • 6-5 • 315 • Sr. • Miami, Fla. • St. Thomas Aquinas <ul style="list-style-type: none"> • Majoring in human and organizational development • Started all nine games at left tackle last season • Shifted to starting left tackle for the 2020 season after playing right tackle as a sophomore • Only Commodore offensive lineman to start all 12 games in 2019 • Father, Daris, is a retired Marine who played football at LSU • Grandfather is Vietnam veteran and Medal of Honor recipient
OL		74 • COLE CLEMENS • 6-6 • 335 • 5th • South Jordan, Utah • Bingham <ul style="list-style-type: none"> • Pursuing a master's degree in human development studies • Did not see action in 2020 • SEC Academic Honor Roll • Experienced action in nine games during 2019 • Prepped at powerful Bingham (Utah) • Enjoys snow skiing
OL		65 • MICHAEL WARDEN • 6-2 • 286 • Sr. • Loveland, Ohio • Summit Country Day <ul style="list-style-type: none"> • Double majoring in economics and classical and Mediterranean studies with a minor in business • SEC Academic Honor Roll • Tallied 97 tackles and 11.5 sacks during prep career • Four-sport athlete for Summit Country Day (football, wrestling, lacrosse and track and field) • Both parents, Robert and Antoinette, are physicians
OL		63 • DELFIN XAVIER CASTILLO • 6-5 • 330 • Fr. • Kissimmee, Fla. • Osceola <ul style="list-style-type: none"> • Undecided on a major • Lettered, and started, three years at Osceola under coach Doug Nichols • Consensus three-star prospect out of high school • Listed as the No. 30 overall prospect in Florida • Guided Osceola to the Florida High School Athletic Association (FHSAA) Class 8A state playoffs all three years
OL		72 • DAN DAWKINS • 6-3 • 304 • Sr. • Staten Island, N.Y. • The Peddie School <ul style="list-style-type: none"> • Majoring in sociology • Played in seven games and started four as a junior in 2020 • SEC Academic Honor Roll • Nation's No. 8 ranked center coming out of high school • Led Falcons to the 2017 MAPL championship and Big 3 Trophy in 2016 and 2017 • Has two older sisters, Dakota and Hunter, who both swam collegiately
OL		62 • JULIAN HERNANDEZ • 6-4 • 304 • Jr. • Davie, Fla. • St. Thomas Aquinas <ul style="list-style-type: none"> • Majoring in human and organizational development • Played in five games as a sophomore, starting four at left guard • Two-time all-area first team selection at St. Thomas Aquinas • Led team to 25-5 record during final two seasons • Attended the same high school as teammate Tyler Steen
OL		76 • JONATHAN STEWART • 6-7 • 340 • 5th • Lawrenceville, Ga. • Mountain View <ul style="list-style-type: none"> • Pursuing a master's in learning, diversity and urban study • SEC Academic Honor Roll • Played in 10 games in 2019, earning three starts • Led Mountain View to 8-3 record and 7A state playoffs appearance as a senior • Born in Maryland
OL		78 • BRYCE BAILEY • 6-5 • 304 • 5th • Newburgh, Ind. • Castle <ul style="list-style-type: none"> • Pursuing a master's degree in finance • SEC Academic Honor Roll • Played in all 12 games during 2019, including two starts • Consensus three-star prospect • Enjoys cooking


Student-Athlete Profiles


DL		90 • NATE CLIFTON • 6-5 • 280 • Jr. • La Vergne, Tenn. • Brentwood Academy <ul style="list-style-type: none">• Majoring in medicine, health and society• Played in eight games last season, starting three• Registered 1.0 tackle for loss and 1.0 sack in 2020• Led Brentwood Academy to three straight Division II Class AAA state titles• As a senior co-captain, tallied 14.0 tackles for loss and 9.0 sacks• Born in Chicago	<table><tr><th>TACKLES</th><th>G</th><th>UA</th><th>A</th><th>TOTAL</th><th>TFL</th><th>YDS</th><th>PD</th><th>FF</th><th>FR</th><th>BLKD</th><th>QBH</th></tr><tr><td>2020</td><td>7</td><td>2</td><td>4</td><td>6</td><td>1.0</td><td>10</td><td>0</td><td>0</td><td>0</td><td>0</td><td>0</td></tr><tr><td>2021</td><td>5</td><td>14</td><td>5</td><td>19</td><td>1.0</td><td>1</td><td>1</td><td>0</td><td>0</td><td>0</td><td>1</td></tr><tr><td>TOTAL</td><td>12</td><td>16</td><td>9</td><td>25</td><td>2.0</td><td>11</td><td>1</td><td>0</td><td>0</td><td>0</td><td>1</td></tr></table>	TACKLES	G	UA	A	TOTAL	TFL	YDS	PD	FF	FR	BLKD	QBH	2020	7	2	4	6	1.0	10	0	0	0	0	0	2021	5	14	5	19	1.0	1	1	0	0	0	1	TOTAL	12	16	9	25	2.0	11	1	0	0	0	1
	TACKLES	G	UA	A	TOTAL	TFL	YDS	PD	FF	FR	BLKD	QBH																																							
2020	7	2	4	6	1.0	10	0	0	0	0	0																																								
2021	5	14	5	19	1.0	1	1	0	0	0	1																																								
TOTAL	12	16	9	25	2.0	11	1	0	0	0	1																																								


DL		35 • MALIK LANGHAM • 6-5 • 296 • Sr. • Huntsville, Ala. • Lee <ul style="list-style-type: none">• Majoring in medicine, health and society with a minor in sociology• Played in all nine games last season• Registered seven stops and two quarterback pressures in 2020• Transferred to Vanderbilt in 2019 after spending one year at Florida• Four-star prospect out of high school	<table><tr><th>TACKLES</th><th>G</th><th>UA</th><th>A</th><th>TOTAL</th><th>TFL</th><th>YDS</th><th>PD</th><th>FF</th><th>FR</th><th>BLKD</th><th>QBH</th></tr><tr><td>2019</td><td>0</td><td>0</td><td>0</td><td>0</td><td>0.0</td><td>0</td><td>0</td><td>0</td><td>0</td><td>0</td><td>0</td></tr><tr><td>2020</td><td>9</td><td>3</td><td>4</td><td>7</td><td>0.0</td><td>0</td><td>0</td><td>0</td><td>0</td><td>0</td><td>2</td></tr><tr><td>2021</td><td>5</td><td>1</td><td>1</td><td>2</td><td>0.0</td><td>0</td><td>0</td><td>0</td><td>0</td><td>0</td><td>0</td></tr><tr><td>TOTAL</td><td>14</td><td>4</td><td>5</td><td>9</td><td>0.0</td><td>0</td><td>0</td><td>0</td><td>0</td><td>0</td><td>2</td></tr></table>	TACKLES	G	UA	A	TOTAL	TFL	YDS	PD	FF	FR	BLKD	QBH	2019	0	0	0	0	0.0	0	0	0	0	0	0	2020	9	3	4	7	0.0	0	0	0	0	0	2	2021	5	1	1	2	0.0	0	0	0	0	0	0	TOTAL	14	4	5	9	0.0	0	0	0	0	0	2
	TACKLES	G	UA	A	TOTAL	TFL	YDS	PD	FF	FR	BLKD	QBH																																																			
2019	0	0	0	0	0.0	0	0	0	0	0	0																																																				
2020	9	3	4	7	0.0	0	0	0	0	0	2																																																				
2021	5	1	1	2	0.0	0	0	0	0	0	0																																																				
TOTAL	14	4	5	9	0.0	0	0	0	0	0	2																																																				

DL		9 • DAEVION DAVIS • 6-2 • 285 • Jr. • Madison, Ala. • James Clemens <ul style="list-style-type: none">• Majoring in medicine, health and society• Eight games played in 2020, including one start• First career forced fumble and fumble recovery at No. 10 Texas A&M• Played in 11 games as a true freshman in 2019, earning four starts• Stops in eight games and multiple tackles four times• Two tackles in first collegiate appearance, against No. 3/3 Georgia	<table><tr><th>TACKLES</th><th>G</th><th>UA</th><th>A</th><th>TOTAL</th><th>TFL</th><th>YDS</th><th>PD</th><th>FF</th><th>FR</th><th>BLKD</th><th>QBH</th></tr><tr><td>2019</td><td>11</td><td>3</td><td>11</td><td>14</td><td>1.0</td><td>6</td><td>0</td><td>0</td><td>0</td><td>0</td><td>0</td></tr><tr><td>2020</td><td>8</td><td>5</td><td>13</td><td>18</td><td>0.5</td><td>2</td><td>0</td><td>1</td><td>1</td><td>0</td><td>2</td></tr><tr><td>2021</td><td>5</td><td>6</td><td>10</td><td>16</td><td>0.5</td><td>1</td><td>4</td><td>0</td><td>0</td><td>0</td><td>1</td></tr><tr><td>TOTAL</td><td>25</td><td>14</td><td>35</td><td>49</td><td>2.0</td><td>9</td><td>4</td><td>1</td><td>1</td><td>0</td><td>3</td></tr></table>	TACKLES	G	UA	A	TOTAL	TFL	YDS	PD	FF	FR	BLKD	QBH	2019	11	3	11	14	1.0	6	0	0	0	0	0	2020	8	5	13	18	0.5	2	0	1	1	0	2	2021	5	6	10	16	0.5	1	4	0	0	0	1	TOTAL	25	14	35	49	2.0	9	4	1	1	0	3
	TACKLES	G	UA	A	TOTAL	TFL	YDS	PD	FF	FR	BLKD	QBH																																																			
2019	11	3	11	14	1.0	6	0	0	0	0	0																																																				
2020	8	5	13	18	0.5	2	0	1	1	0	2																																																				
2021	5	6	10	16	0.5	1	4	0	0	0	1																																																				
TOTAL	25	14	35	49	2.0	9	4	1	1	0	3																																																				

DL		92 • MARCUS BRADLEY • 6-3 • 275 • Fr. • Gaithersburg, Md. • Quince Orchard <ul style="list-style-type: none">• Undecided on a major• First career tackle for loss against No. 2 Georgia• Consensus four-star prospect, and fourth-rated prospect in Maryland• Named to the All-DMV Team and All-Defensive Team by NBC Sports Washington• Under Armour All-America Game invitee	<table><tr><th>TACKLES</th><th>G</th><th>UA</th><th>A</th><th>TOTAL</th><th>TFL</th><th>YDS</th><th>PD</th><th>FF</th><th>FR</th><th>BLKD</th><th>QBH</th></tr><tr><td>2021</td><td>2</td><td>2</td><td>0</td><td>2</td><td>1.0</td><td>3</td><td>0</td><td>0</td><td>0</td><td>0</td><td>0</td></tr><tr><td>TOTAL</td><td>2</td><td>2</td><td>0</td><td>2</td><td>1.0</td><td>3</td><td>0</td><td>0</td><td>0</td><td>0</td><td>0</td></tr></table>	TACKLES	G	UA	A	TOTAL	TFL	YDS	PD	FF	FR	BLKD	QBH	2021	2	2	0	2	1.0	3	0	0	0	0	0	TOTAL	2	2	0	2	1.0	3	0	0	0	0	0
	TACKLES	G	UA	A	TOTAL	TFL	YDS	PD	FF	FR	BLKD	QBH																											
2021	2	2	0	2	1.0	3	0	0	0	0	0																												
TOTAL	2	2	0	2	1.0	3	0	0	0	0	0																												


DL		94 • RAASHAAN WILKINS JR. • 6-3 • 310 • Sr. • Chicago, Ill. • Mt. Carmel <ul style="list-style-type: none">• Majoring in economics• Started all nine games in 2020, one of six Commodores to do so• 2.0 tackles for loss and a fumble recovery against South Carolina• Starting defensive lineman in 2019 at Monterey Peninsula (California) College• Part of Monterey Peninsula unit that paced conference with 48.0 sacks• Enjoys playing Madden	<table><tr><th>TACKLES</th><th>G</th><th>UA</th><th>A</th><th>TOTAL</th><th>TFL</th><th>YDS</th><th>PD</th><th>FF</th><th>FR</th><th>BLKD</th><th>QBH</th></tr><tr><td>2020</td><td>9</td><td>5</td><td>3</td><td>8</td><td>2.0</td><td>2</td><td>0</td><td>0</td><td>1</td><td>0</td><td>0</td></tr><tr><td>2021</td><td>5</td><td>1</td><td>5</td><td>6</td><td>0.0</td><td>0</td><td>0</td><td>0</td><td>0</td><td>0</td><td>0</td></tr><tr><td>TOTAL</td><td>14</td><td>6</td><td>8</td><td>14</td><td>2.0</td><td>2</td><td>0</td><td>0</td><td>1</td><td>0</td><td>0</td></tr></table>	TACKLES	G	UA	A	TOTAL	TFL	YDS	PD	FF	FR	BLKD	QBH	2020	9	5	3	8	2.0	2	0	0	1	0	0	2021	5	1	5	6	0.0	0	0	0	0	0	0	TOTAL	14	6	8	14	2.0	2	0	0	1	0	0
	TACKLES	G	UA	A	TOTAL	TFL	YDS	PD	FF	FR	BLKD	QBH																																							
2020	9	5	3	8	2.0	2	0	0	1	0	0																																								
2021	5	1	5	6	0.0	0	0	0	0	0	0																																								
TOTAL	14	6	8	14	2.0	2	0	0	1	0	0																																								

DL		99 • LORENZA SURGERS • 6-5 • 258 • Jr. • Cary, N.C. • Panther Creek <ul style="list-style-type: none">• Majoring in communication studies• Registered his first career sack against UConn for a loss of nine yards• Senior captain for Panther Creek• Earned varsity letters in football and wrestling• Father is a Navy veteran• Mother is a physician	<table><tr><th>TACKLES</th><th>G</th><th>UA</th><th>A</th><th>TOTAL</th><th>TFL</th><th>YDS</th><th>PD</th><th>FF</th><th>FR</th><th>BLKD</th><th>QBH</th></tr><tr><td>2019</td><td>2</td><td>0</td><td>0</td><td>0</td><td>0.0</td><td>0</td><td>0</td><td>0</td><td>0</td><td>0</td><td>0</td></tr><tr><td>2020</td><td>4</td><td>2</td><td>0</td><td>2</td><td>0.0</td><td>0</td><td>1</td><td>0</td><td>0</td><td>0</td><td>0</td></tr><tr><td>2021</td><td>5</td><td>5</td><td>2</td><td>7</td><td>1.5</td><td>10</td><td>0</td><td>0</td><td>0</td><td>0</td><td>0</td></tr><tr><td>TOTAL</td><td>11</td><td>7</td><td>2</td><td>9</td><td>1.5</td><td>10</td><td>1</td><td>0</td><td>0</td><td>0</td><td>0</td></tr></table>	TACKLES	G	UA	A	TOTAL	TFL	YDS	PD	FF	FR	BLKD	QBH	2019	2	0	0	0	0.0	0	0	0	0	0	0	2020	4	2	0	2	0.0	0	1	0	0	0	0	2021	5	5	2	7	1.5	10	0	0	0	0	0	TOTAL	11	7	2	9	1.5	10	1	0	0	0	0
	TACKLES	G	UA	A	TOTAL	TFL	YDS	PD	FF	FR	BLKD	QBH																																																			
2019	2	0	0	0	0.0	0	0	0	0	0	0																																																				
2020	4	2	0	2	0.0	0	1	0	0	0	0																																																				
2021	5	5	2	7	1.5	10	0	0	0	0	0																																																				
TOTAL	11	7	2	9	1.5	10	1	0	0	0	0																																																				

DL		80 • ALEX WILLIAMS • 6-6 • 265 • Jr. • Akron, Ohio • Pickerington North <ul style="list-style-type: none">• Majoring in sociology• Did not see action in 2020• Consensus three-star recruit• Signed with Ohio State out of high school• Ranked among Ohio's top 20 players as a prep senior	<table><tr><th>TACKLES</th><th>G</th><th>UA</th><th>A</th><th>TOTAL</th><th>TFL</th><th>YDS</th><th>PD</th><th>FF</th><th>FR</th><th>BLKD</th><th>QBH</th></tr><tr><td>2021</td><td>5</td><td>2</td><td>3</td><td>5</td><td>1.0</td><td>1</td><td>1</td><td>0</td><td>0</td><td>0</td><td>2</td></tr><tr><td>TOTAL</td><td>5</td><td>2</td><td>3</td><td>5</td><td>1.0</td><td>1</td><td>1</td><td>0</td><td>0</td><td>0</td><td>2</td></tr></table>	TACKLES	G	UA	A	TOTAL	TFL	YDS	PD	FF	FR	BLKD	QBH	2021	5	2	3	5	1.0	1	1	0	0	0	2	TOTAL	5	2	3	5	1.0	1	1	0	0	0	2
	TACKLES	G	UA	A	TOTAL	TFL	YDS	PD	FF	FR	BLKD	QBH																											
2021	5	2	3	5	1.0	1	1	0	0	0	2																												
TOTAL	5	2	3	5	1.0	1	1	0	0	0	2																												

Student-Athlete Profiles

LB




1 • ELIJAH MCALLISTER • 6-6 • 261 • Sr. • Rumson, N.J. • Rumson Fair Haven

- Majoring in medicine, health and society
- SEC Academic Honor Roll
- Played in all 12 games during the 2019 season
- Led Rumson Fair Haven to four conference titles and state title
- Comes from a family of singers

TACKLES	G	UA	A	TOTAL	TFL	YDS	PD	FF	FR	BLKD	QBH
2019	12	15	11	26	4.5	15	1	1	2	0	3
2020	1	0	0	0	0.0	0	0	0	0	0	0
2021	5	7	4	11	0.0	0	0	0	0	0	1
TOTAL	18	22	15	37	4.5	15	1	1	2	0	4

LB




88 • MICHAEL OWUSU • 6-5 • 231 • 5th • Oxnard, Calif. • Oaks Christian

- Pursuing a master's degree in learning, diversity and urban study
- Played in eight games during the 2020 season
- Prepped at powerful Oaks Christian in southern California
- Three older brothers, Chris, Brian and Francis, all played college football
- Standout forward in prep basketball

TACKLES	G	UA	A	TOTAL	TFL	YDS	PD	FF	FR	BLKD	QBH
2018	12	1	3	4	0.0	0	0	0	0	0	0
2019	8	2	6	8	3.0	10	0	0	0	0	0
2020	8	6	1	7	2.0	19	2	0	0	0	0
2021	5	6	13	19	3.0	11	1	0	0	0	3
TOTAL	33	15	23	38	8.0	37	3	0	0	0	4

LB




12 • BRAYDEN DEVAULT-SMITH • 6-3 • 227 • 5th • Nashville, Tenn. • Pearl-Cohn

- Pursuing a master's degree in human development studies
- Played in eight games during the 2020 season
- Registered his first career sack against Ole Miss in 2020
- 14 tackles during the 2019 season
- Mom is an infection prevention nurse at Vanderbilt Medical Center
- Pianist

TACKLES	G	UA	A	TOTAL	TFL	YDS	PD	FF	FR	BLKD	QBH
2018	13	4	4	8	0.0	0	0	0	0	0	0
2019	11	13	10	23	0.0	0	0	0	0	0	1
2020	8	10	6	16	2.5	3	1	0	0	0	1
2021	4	1	3	4	0.5	1	0	0	0	0	1
TOTAL	36	28	23	51	3.0	4	1	0	0	0	3

LB




0 • ANFERNEE ORJI • 6-2 • 230 • Jr. • Rockwall, Texas • Rockwall

- Majoring in computer engineering
- Career-high 3.0 tackles for loss against UConn
- Registered a team-high 66 tackles last season
- Career-high 13 tackles in the 2020 home finale against Tennessee
- Registered first career forced fumble at Kentucky in 2020
- Family is Nigerian American

TACKLES	G	UA	A	TOTAL	TFL	YDS	PD	FF	FR	BLKD	QBH
2019	9	2	4	6	0.0	0	1	0	0	0	1
2020	9	31	35	66	1.5	10	2	1	0	0	0
2021	5	23	14	37	6.5	17	0	0	0	0	0
TOTAL	23	56	53	109	8.0	27	3	1	0	0	1

LB




53 • ALSTON ORJI • 6-2 • 236 • Sr. • Rockwall, Texas • Rockwall

- Majoring in American studies
- Saw action in seven contests last season, including two starts
- Played in four games and booked two tackles in 2019
- Appeared in 11 contests in 2018 and tallied four tackles
- Consensus four-star prospect coming out of high school
- Younger brother Anfernee also plays for Vanderbilt

TACKLES	G	UA	A	TOTAL	TFL	YDS	PD	FF	FR	BLKD	QBH
2018	11	2	2	4	0.0	0	0	0	0	0	0
2019	4	1	1	2	0.0	0	0	0	0	0	0
2020	7	8	8	16	0.0	0	0	0	0	0	1
2021	--	--	--	--	--	--	--	--	--	--	--
TOTAL	22	11	11	22	0.0	0	0	0	0	0	1

LB












32 • ETHAN BARR • 6-3 • 244 • So. • Flower Mound, Texas • Marcus


- Majoring in human and organizational development
- First career interception against No. 2 Georgia
- Played in all nine games last season
- Personal-best 10 tackles at Missouri
- Three-star prospect by 247Sports.com and ESPN.com
- Three-year starter for Dallas-Fort Worth metro public power

TACKLES	G	UA	A	TOTAL	TFL	YDS	PD	FF	FR	BLKD	QBH
2020	9	19	18	37	0.5	1	0	0	0	0	0
2021	5	21	19	40	1.0	1	3	0	0	0	0
TOTAL	14	40	37	77	1.5	2	3	0	0	0	0

Student-Athlete Profiles

DB		33 • DE'RICKEY WRIGHT • 6-4 • 230 • So. • Gadsden City, Ala. • Gadsden City																																																																									
		<ul style="list-style-type: none">• Undecided on a major• Played in four games last season• Registered six tackles, including five against No. 6/5 Florida and one at Missouri• Four-star prospect by ESPN• Born and raised in northeast Alabama	<table><tr><th>TACKLES</th><th>G</th><th>UA</th><th>A</th><th>TOTAL</th><th>TFL</th><th>YDS</th><th>PD</th><th>FF</th><th>FR</th><th>BLKD</th><th>QBH</th></tr><tr><td>2020</td><td>4</td><td>3</td><td>3</td><td>6</td><td>0.0</td><td>0</td><td>0</td><td>0</td><td>1</td><td>0</td><td>0</td></tr><tr><td>2021</td><td>4</td><td>4</td><td>4</td><td>8</td><td>1.0</td><td>1</td><td>1</td><td>0</td><td>0</td><td>0</td><td>0</td></tr><tr><td>TOTAL</td><td>8</td><td>7</td><td>7</td><td>14</td><td>1.0</td><td>1</td><td>1</td><td>0</td><td>1</td><td>0</td><td>0</td></tr></table>	TACKLES	G	UA	A	TOTAL	TFL	YDS	PD	FF	FR	BLKD	QBH	2020	4	3	3	6	0.0	0	0	0	1	0	0	2021	4	4	4	8	1.0	1	1	0	0	0	0	TOTAL	8	7	7	14	1.0	1	1	0	1	0	0																								
		TACKLES	G	UA	A	TOTAL	TFL	YDS	PD	FF	FR	BLKD	QBH																																																														
		2020	4	3	3	6	0.0	0	0	0	1	0	0																																																														
2021	4	4	4	8	1.0	1	1	0	0	0	0																																																																
TOTAL	8	7	7	14	1.0	1	1	0	1	0	0																																																																
DB		13 • GABE JEUDY-LALLY • 6-1 • 186 • Jr. • Charlotte, N.C. • Ardrey Kell																																																																									
		<ul style="list-style-type: none">• Majoring in human and organizational development and sociology• Second career interception against UConn• Arthur Ashe Jr. sports scholar• Recorded his first career interception against Tennessee last season• Born in New York City• National Honor Society member at Ardrey Kell High School	<table><tr><th>TACKLES</th><th>G</th><th>UA</th><th>A</th><th>TOTAL</th><th>TFL</th><th>YDS</th><th>PD</th><th>FF</th><th>FR</th><th>BLKD</th><th>QBH</th></tr><tr><td>2019</td><td>4</td><td>0</td><td>0</td><td>0</td><td>0.0</td><td>0</td><td>0</td><td>0</td><td>0</td><td>0</td><td>0</td></tr><tr><td>2020</td><td>7</td><td>10</td><td>3</td><td>13</td><td>1.0</td><td>1</td><td>2</td><td>0</td><td>0</td><td>0</td><td>0</td></tr><tr><td>2021</td><td>5</td><td>6</td><td>7</td><td>13</td><td>0.0</td><td>0</td><td>1</td><td>0</td><td>0</td><td>0</td><td>0</td></tr><tr><td>TOTAL</td><td>16</td><td>16</td><td>10</td><td>26</td><td>1.0</td><td>1</td><td>3</td><td>0</td><td>0</td><td>0</td><td>0</td></tr></table>	TACKLES	G	UA	A	TOTAL	TFL	YDS	PD	FF	FR	BLKD	QBH	2019	4	0	0	0	0.0	0	0	0	0	0	0	2020	7	10	3	13	1.0	1	2	0	0	0	0	2021	5	6	7	13	0.0	0	1	0	0	0	0	TOTAL	16	16	10	26	1.0	1	3	0	0	0	0												
		TACKLES	G	UA	A	TOTAL	TFL	YDS	PD	FF	FR	BLKD	QBH																																																														
		2019	4	0	0	0	0.0	0	0	0	0	0	0																																																														
2020	7	10	3	13	1.0	1	2	0	0	0	0																																																																
2021	5	6	7	13	0.0	0	1	0	0	0	0																																																																
TOTAL	16	16	10	26	1.0	1	3	0	0	0	0																																																																
DB		28 • ALLAN GEORGE • 6-1 • 195 • 5th. • Andalusia, Ala. • Andalusia																																																																									
		<ul style="list-style-type: none">• Majoring in medicine, health and society• Played in all nine games last season, starting eight• Tied for third on the team in total tackles in 2020• Two interceptions for his career• First pick of 2019 ended end-zone possession in win over No. 22 Missouri• Married Vanderbilt cheerleader Katlyn Richardson in July of 2021• Four-year starting guard on Andalusia's basketball team	<table><tr><th>TACKLES</th><th>G</th><th>UA</th><th>A</th><th>TOTAL</th><th>TFL</th><th>YDS</th><th>PD</th><th>FF</th><th>FR</th><th>BLKD</th><th>QBH</th></tr><tr><td>2018</td><td>12</td><td>25</td><td>8</td><td>33</td><td>3.5</td><td>16</td><td>5</td><td>1</td><td>0</td><td>0</td><td>0</td></tr><tr><td>2019</td><td>12</td><td>25</td><td>13</td><td>38</td><td>3.0</td><td>8</td><td>6</td><td>0</td><td>1</td><td>0</td><td>0</td></tr><tr><td>2020</td><td>9</td><td>31</td><td>14</td><td>45</td><td>2.5</td><td>3</td><td>2</td><td>0</td><td>0</td><td>0</td><td>0</td></tr><tr><td>2021</td><td>5</td><td>8</td><td>2</td><td>10</td><td>0.0</td><td>0</td><td>1</td><td>0</td><td>0</td><td>0</td><td>0</td></tr><tr><td>TOTAL</td><td>38</td><td>89</td><td>37</td><td>126</td><td>9.0</td><td>27</td><td>14</td><td>1</td><td>1</td><td>0</td><td>0</td></tr></table>	TACKLES	G	UA	A	TOTAL	TFL	YDS	PD	FF	FR	BLKD	QBH	2018	12	25	8	33	3.5	16	5	1	0	0	0	2019	12	25	13	38	3.0	8	6	0	1	0	0	2020	9	31	14	45	2.5	3	2	0	0	0	0	2021	5	8	2	10	0.0	0	1	0	0	0	0	TOTAL	38	89	37	126	9.0	27	14	1	1	0	0
		TACKLES	G	UA	A	TOTAL	TFL	YDS	PD	FF	FR	BLKD	QBH																																																														
		2018	12	25	8	33	3.5	16	5	1	0	0	0																																																														
2019	12	25	13	38	3.0	8	6	0	1	0	0																																																																
2020	9	31	14	45	2.5	3	2	0	0	0	0																																																																
2021	5	8	2	10	0.0	0	1	0	0	0	0																																																																
TOTAL	38	89	37	126	9.0	27	14	1	1	0	0																																																																
DB		23 • JAYLEN MAHONEY • 5-11 • 191 • Jr. • Rock Hill, S.C. • South Pointe																																																																									
		<ul style="list-style-type: none">• Majoring in human and organizational development• Second career sack against UConn• Second career interception at Colorado State• Started all eight games played last season• Career-high tying 10 stops against both South Carolina and Mississippi State• First career interception at Tennessee in 2019	<table><tr><th>TACKLES</th><th>G</th><th>UA</th><th>A</th><th>TOTAL</th><th>TFL</th><th>YDS</th><th>PD</th><th>FF</th><th>FR</th><th>BLKD</th><th>QBH</th></tr><tr><td>2019</td><td>12</td><td>10</td><td>13</td><td>23</td><td>1.5</td><td>11</td><td>3</td><td>0</td><td>1</td><td>0</td><td>0</td></tr><tr><td>2020</td><td>8</td><td>33</td><td>24</td><td>57</td><td>2.0</td><td>6</td><td>2</td><td>0</td><td>1</td><td>0</td><td>0</td></tr><tr><td>2021</td><td>5</td><td>19</td><td>3</td><td>22</td><td>3.0</td><td>9</td><td>3</td><td>0</td><td>0</td><td>0</td><td>0</td></tr><tr><td>TOTAL</td><td>25</td><td>62</td><td>40</td><td>102</td><td>6.5</td><td>26</td><td>8</td><td>0</td><td>2</td><td>0</td><td>0</td></tr></table>	TACKLES	G	UA	A	TOTAL	TFL	YDS	PD	FF	FR	BLKD	QBH	2019	12	10	13	23	1.5	11	3	0	1	0	0	2020	8	33	24	57	2.0	6	2	0	1	0	0	2021	5	19	3	22	3.0	9	3	0	0	0	0	TOTAL	25	62	40	102	6.5	26	8	0	2	0	0												
		TACKLES	G	UA	A	TOTAL	TFL	YDS	PD	FF	FR	BLKD	QBH																																																														
		2019	12	10	13	23	1.5	11	3	0	1	0	0																																																														
2020	8	33	24	57	2.0	6	2	0	1	0	0																																																																
2021	5	19	3	22	3.0	9	3	0	0	0	0																																																																
TOTAL	25	62	40	102	6.5	26	8	0	2	0	0																																																																
DB		44 • ALAN WRIGHT • 6-0 • 181 • Fr. • Fayetteville, Ga. • Woodward Academy																																																																									
		<ul style="list-style-type: none">• Undecided on a major• Lettered three years at Woodward Academy under coach John Hunt• All-Region 4-AAAA first team selection in 2019 and 2020• Finished senior year with 420 kickoff return yards and 120 punt return yards• Brother, Mike, is a quarterback on the Vanderbilt football team• Has played the saxophone since sixth grade	<table><tr><th>TACKLES</th><th>G</th><th>UA</th><th>A</th><th>TOTAL</th><th>TFL</th><th>YDS</th><th>PD</th><th>FF</th><th>FR</th><th>BLKD</th><th>QBH</th></tr><tr><td>2021</td><td>--</td><td>--</td><td>--</td><td>--</td><td>--</td><td>--</td><td>--</td><td>--</td><td>--</td><td>--</td><td>--</td></tr><tr><td>TOTAL</td><td>--</td><td>--</td><td>--</td><td>--</td><td>--</td><td>--</td><td>--</td><td>--</td><td>--</td><td>--</td><td>--</td></tr></table>	TACKLES	G	UA	A	TOTAL	TFL	YDS	PD	FF	FR	BLKD	QBH	2021	--	--	--	--	--	--	--	--	--	--	--	TOTAL	--	--	--	--	--	--	--	--	--	--	--																																				
		TACKLES	G	UA	A	TOTAL	TFL	YDS	PD	FF	FR	BLKD	QBH																																																														
		2021	--	--	--	--	--	--	--	--	--	--	--																																																														
TOTAL	--	--	--	--	--	--	--	--	--	--	--																																																																
DB		3 • DASHAUN JERKINS • 6-0 • 200 • Sr. • Woodbridge, Va. • Woodbridge																																																																									
		<ul style="list-style-type: none">• Majoring in medicine, health and society• Played eight games last season, including six starts• Tied for third on the team in total tackles in 2020• Forced fumbles at No. 10/11 Texas A&M and vs. No. 6/5 Florida• Played in 11 games and earned nine starts in 2019• 14 tackles and a fumble recovery versus No. 3/3 Georgia (2019)	<table><tr><th>TACKLES</th><th>G</th><th>UA</th><th>A</th><th>TOTAL</th><th>TFL</th><th>YDS</th><th>PD</th><th>FF</th><th>FR</th><th>BLKD</th><th>QBH</th></tr><tr><td>2018</td><td>2</td><td>0</td><td>0</td><td>0</td><td>0.0</td><td>0</td><td>0</td><td>0</td><td>0</td><td>0</td><td>0</td></tr><tr><td>2019</td><td>11</td><td>34</td><td>24</td><td>58</td><td>0.5</td><td>0</td><td>2</td><td>0</td><td>1</td><td>0</td><td>0</td></tr><tr><td>2020</td><td>8</td><td>17</td><td>28</td><td>45</td><td>0.0</td><td>0</td><td>3</td><td>2</td><td>1</td><td>0</td><td>0</td></tr><tr><td>2021</td><td>5</td><td>13</td><td>11</td><td>24</td><td>0.5</td><td>1</td><td>2</td><td>0</td><td>0</td><td>0</td><td>0</td></tr><tr><td>TOTAL</td><td>26</td><td>64</td><td>63</td><td>127</td><td>0.5</td><td>1</td><td>7</td><td>2</td><td>2</td><td>0</td><td>0</td></tr></table>	TACKLES	G	UA	A	TOTAL	TFL	YDS	PD	FF	FR	BLKD	QBH	2018	2	0	0	0	0.0	0	0	0	0	0	0	2019	11	34	24	58	0.5	0	2	0	1	0	0	2020	8	17	28	45	0.0	0	3	2	1	0	0	2021	5	13	11	24	0.5	1	2	0	0	0	0	TOTAL	26	64	63	127	0.5	1	7	2	2	0	0
		TACKLES	G	UA	A	TOTAL	TFL	YDS	PD	FF	FR	BLKD	QBH																																																														
		2018	2	0	0	0	0.0	0	0	0	0	0	0																																																														
2019	11	34	24	58	0.5	0	2	0	1	0	0																																																																
2020	8	17	28	45	0.0	0	3	2	1	0	0																																																																
2021	5	13	11	24	0.5	1	2	0	0	0	0																																																																
TOTAL	26	64	63	127	0.5	1	7	2	2	0	0																																																																
DB		27 • BRENDON HARRIS • 6-1 • 214 • Sr. • Chattanooga, Tenn. • Baylor School																																																																									
		<ul style="list-style-type: none">• Majoring in medicine, health and society• Played in seven games last season, including three starts• Career-high tying 10 tackles against Mississippi State and Tennessee• Forced first career fumble against South Carolina• Appeared in 11 games and started three in 2019• Born and raised in Chattanooga, Tenn.	<table><tr><th>TACKLES</th><th>G</th><th>UA</th><th>A</th><th>TOTAL</th><th>TFL</th><th>YDS</th><th>PD</th><th>FF</th><th>FR</th><th>BLKD</th><th>QBH</th></tr><tr><td>2018</td><td>4</td><td>1</td><td>0</td><td>1</td><td>0.0</td><td>0</td><td>0</td><td>0</td><td>0</td><td>0</td><td>0</td></tr><tr><td>2019</td><td>10</td><td>32</td><td>19</td><td>51</td><td>1.0</td><td>1</td><td>2</td><td>0</td><td>0</td><td>0</td><td>0</td></tr><tr><td>2020</td><td>7</td><td>26</td><td>16</td><td>42</td><td>1.0</td><td>1</td><td>3</td><td>1</td><td>0</td><td>0</td><td>0</td></tr><tr><td>2021</td><td>5</td><td>9</td><td>4</td><td>13</td><td>0.0</td><td>0</td><td>2</td><td>0</td><td>0</td><td>0</td><td>1</td></tr><tr><td>TOTAL</td><td>26</td><td>68</td><td>39</td><td>107</td><td>2.0</td><td>2</td><td>7</td><td>1</td><td>0</td><td>0</td><td>1</td></tr></table>	TACKLES	G	UA	A	TOTAL	TFL	YDS	PD	FF	FR	BLKD	QBH	2018	4	1	0	1	0.0	0	0	0	0	0	0	2019	10	32	19	51	1.0	1	2	0	0	0	0	2020	7	26	16	42	1.0	1	3	1	0	0	0	2021	5	9	4	13	0.0	0	2	0	0	0	1	TOTAL	26	68	39	107	2.0	2	7	1	0	0	1
		TACKLES	G	UA	A	TOTAL	TFL	YDS	PD	FF	FR	BLKD	QBH																																																														
		2018	4	1	0	1	0.0	0	0	0	0	0	0																																																														
2019	10	32	19	51	1.0	1	2	0	0	0	0																																																																
2020	7	26	16	42	1.0	1	3	1	0	0	0																																																																
2021	5	9	4	13	0.0	0	2	0	0	0	1																																																																
TOTAL	26	68	39	107	2.0	2	7	1	0	0	1																																																																
DB		11 • JUSTIN HARRIS • 6-1 • 195 • Jr. • Attalla, Ala. • Etowah																																																																									
		<ul style="list-style-type: none">• Majoring in economics with a minor in business• Nine games played in 2020, starts against No. 20 LSU and No. 6 Florida• Played in four games as a true freshman in 2019• Father, Eddie, played football at Jacksonville State and Delta State• Served as the student government vice president at Etowah	<table><tr><th>TACKLES</th><th>G</th><th>UA</th><th>A</th><th>TOTAL</th><th>TFL</th><th>YDS</th><th>PD</th><th>FF</th><th>FR</th><th>BLKD</th><th>QBH</th></tr><tr><td>2019</td><td>4</td><td>0</td><td>0</td><td>0</td><td>0.0</td><td>0</td><td>0</td><td>0</td><td>0</td><td>0</td><td>0</td></tr><tr><td>2020</td><td>9</td><td>3</td><td>6</td><td>9</td><td>0.0</td><td>0</td><td>1</td><td>0</td><td>0</td><td>0</td><td>0</td></tr><tr><td>2021</td><td>2</td><td>1</td><td>1</td><td>2</td><td>0.0</td><td>0</td><td>0</td><td>0</td><td>0</td><td>0</td><td>0</td></tr><tr><td>TOTAL</td><td>15</td><td>4</td><td>7</td><td>11</td><td>0.0</td><td>0</td><td>1</td><td>0</td><td>0</td><td>0</td><td>0</td></tr></table>	TACKLES	G	UA	A	TOTAL	TFL	YDS	PD	FF	FR	BLKD	QBH	2019	4	0	0	0	0.0	0	0	0	0	0	0	2020	9	3	6	9	0.0	0	1	0	0	0	0	2021	2	1	1	2	0.0	0	0	0	0	0	0	TOTAL	15	4	7	11	0.0	0	1	0	0	0	0												
		TACKLES	G	UA	A	TOTAL	TFL	YDS	PD	FF	FR	BLKD	QBH																																																														
		2019	4	0	0	0	0.0	0	0	0	0	0	0																																																														
2020	9	3	6	9	0.0	0	1	0	0	0	0																																																																
2021	2	1	1	2	0.0	0	0	0	0	0	0																																																																
TOTAL	15	4	7	11	0.0	0	1	0	0	0	0																																																																
DB		21 • MAX WORSHIP • 6-1 • 210 • Sr. • Fort Lauderdale, Fla. • Cardinal Gibbons																																																																									
		<ul style="list-style-type: none">• Majoring in human and organizational development• First career interception against UConn• Booked career-high nine against No. 2 Georgia• Seven games played, six starts in 2020• Registered seven stops against South Carolina in first career start• Sister, Domonique, serves as an attorney for the NBA	<table><tr><th>TACKLES</th><th>G</th><th>UA</th><th>A</th><th>TOTAL</th><th>TFL</th><th>YDS</th><th>PD</th><th>FF</th><th>FR</th><th>BLKD</th><th>QBH</th></tr><tr><td>2018</td><td>13</td><td>3</td><td>4</td><td>7</td><td>0.0</td><td>0</td><td>0</td><td>0</td><td>0</td><td>0</td><td>0</td></tr><tr><td>2019</td><td>9</td><td>8</td><td>6</td><td>14</td><td>0.0</td><td>0</td><td>0</td><td>0</td><td>0</td><td>0</td><td>0</td></tr><tr><td>2020</td><td>7</td><td>15</td><td>16</td><td>31</td><td>0.5</td><td>0</td><td>2</td><td>0</td><td>0</td><td>0</td><td>2</td></tr><tr><td>2021</td><td>5</td><td>18</td><td>5</td><td>23</td><td>2.5</td><td>9</td><td>2</td><td>0</td><td>0</td><td>0</td><td>0</td></tr><tr><td>TOTAL</td><td>34</td><td>44</td><td>31</td><td>75</td><td>3.0</td><td>9</td><td>4</td><td>0</td><td>0</td><td>0</td><td>2</td></tr></table>	TACKLES	G	UA	A	TOTAL	TFL	YDS	PD	FF	FR	BLKD	QBH	2018	13	3	4	7	0.0	0	0	0	0	0	0	2019	9	8	6	14	0.0	0	0	0	0	0	0	2020	7	15	16	31	0.5	0	2	0	0	0	2	2021	5	18	5	23	2.5	9	2	0	0	0	0	TOTAL	34	44	31	75	3.0	9	4	0	0	0	2
		TACKLES	G	UA	A	TOTAL	TFL	YDS	PD	FF	FR	BLKD	QBH																																																														
		2018	13	3	4	7	0.0	0	0	0	0	0	0																																																														
2019	9	8	6	14	0.0	0	0	0	0	0	0																																																																
2020	7	15	16	31	0.5	0	2	0	0	0	2																																																																
2021	5	18	5	23	2.5	9	2	0	0	0	0																																																																
TOTAL	34	44	31	75	3.0	9	4	0	0	0	2																																																																


Student-Athlete Profiles

K


59 • PIERSON COOKE • 6-0 • 209 • Sr. • Bloomfield Hills, Mich. • Cranbrook-Kingswood

- Majoring in political science
- Played in eight games last season, missing only the Missouri contest
- Kicked off 27 times for 1,625 yards (60.2 yards/kick) with 12 touchbacks
- Career-long 41-yard field goal at Mississippi State
- Connected on his first career field goal attempt from 33 yards
- SEC Academic Honor Roll


FIELD GOALS	G	FGM-FGA	%	1-29	30-39	40-49	50+	LG	PAT
2020	8	4-9	44.4	1-3	2-2	1-2	0-2	41	9-9
2021	3	0-0	--	--	--	--	--	--	--
TOTAL	11	4-9	44.4	1-3	2-2	1-2	0-2	41	9-9

K


36 • JOSEPH BULOVAS • 6-0 • 210 • 5th • Mandeville, La. • Mandeville

- Pursuing a master's degree in marketing
- Drilled the game-winning field goal at Colorado State from 38 yards out
- Spent the 2017-20 seasons with Alabama, appearing in 26 games
- Set the Alabama single-season PAT record with 75 makes in 2018
- Ranked seventh in the SEC in points per game in 2018 with 7.8


FIELD GOALS	G	FGM-FGA	%	1-29	30-39	40-49	50+	LG	PAT
2021	5	6-8	75.0	1-1	4-4	0-2	1-1	53	8-8
TOTAL	5	6-8	75.0	1-1	4-4	0-2	1-1	53	8-8

K


61 • WILL FARIS • 5-11 • 166 • Fr. • Dallas, Texas • Lake Highlands

- Undecided on a major
- Lettered two years at Lake Highlands under coach Lonnie Jordan
- Two-time first team all-district, all-city and academic all-city selection
- Member of the Lake Highlands Young Men's Service League
- National Honor Society Member


FIELD GOALS	G	FGM-FGA	%	1-29	30-39	40-49	50+	LG	PAT
2021	--	--	--	--	--	--	--	--	--
TOTAL	--	--	--	--	--	--	--	--	--

P


95 • HARRISON SMITH • 5-10 • 183 • Sr. • Franklin, Tenn. • Brentwood Academy

- Majoring in biological sciences, and classical and Mediterranean studies
- Played in eight games last season
- Averaged 41.0 yards a kick in 2020 with 18 downed inside the opponent 20-yard line
- Caused 16 fair catches with just one touchback
- Class salutatorian at Brentwood Academy
- Lettered in football, wrestling, tennis and track and field at Brentwood

PUNTING	G	NO	YARDS	AVG.	LONG	I-20	50+
2019	12	77	3,313	43.0	66	31	16
2020	8	46	1,887	41.0	56	18	13
2021	5	35	1,540	44.0	66	8	10
TOTAL	25	158	6,740	42.7	66	57	39

P


30 • JARED WHEATLEY • 6-1 • 205 • Jr. • Indian Trail, N.C. • Porter Ridge

- Majoring in economics
- Played in one game last season, against Ole Miss
- Punted five times for 166 yards (33.2 yards/punt)
- Downed four balls inside the Rebel 20-yard line
- 2018 South Charlotte Punter of the Year
- Away from football, enjoys fishing, golfing, snow skiing and hiking

PUNTING	G	NO	YARDS	AVG.	LONG	I-20	50+
2020	1	5	166	33.2	55	4	1
2021	--	--	--	--	--	--	--
TOTAL	1	5	166	33.2	55	4	1

Coaching Staff




Clark Lea

Head Coach
Vanderbilt '04

Season	School	Position	Record	Notes
2006	UCLA	Graduate Assistant • Defense	7-6	Emerald Bowl appearance
2007	South Dakota State	Assistant Coach • Linebackers	7-4	Led three of Great West's top four tacklers
2008	South Dakota State	Assistant Coach • Linebackers	7-5	Played six games while ranked among top 25
2009	UCLA	Graduate Assistant • Linebackers	7-6	Eagle Bank Bowl champion
2010	UCLA	Assistant Coach • Linebackers	4-8	Linebacker Akeem Ayers named Dick Butkus Award finalist
2011	UCLA	Assistant Coach • Linebackers	6-8	Pac-12 South champion • Fight Hunter Bowl champion
2012	Bowling Green	Assistant Coach • Linebackers	8-5	Military Bowl appearance • Defense led MAC in nine categories
2013	Syracuse	Assistant Coach • Linebackers	7-6	Texas Bowl champion • Top 20 in third-down defense, TFLs, sacks
2014	Syracuse	Assistant Coach • Linebackers	3-9	One of four FBS teams to surrender fewer than 10 rushing touchdowns
2015	Syracuse	Assistant Coach • Linebackers	4-8	
2016	Wake Forest	Assistant Coach • Linebackers	7-6	Military Bowl champion • Top 20 in turnovers, sacks and scoring defense
2017	Notre Dame	Assistant Coach • Linebackers	10-3	Citrus Bowl champion • Last FBS team to surrender more than 20 points
2018	Notre Dame	Defensive Coordinator • Linebackers	12-1	College Football Playoff appearance
2019	Notre Dame	Defensive Coordinator • Linebackers	11-2	Camping World Bowl champion • Second in touchdown passes allowed (7)
2020	Notre Dame	Defensive Coordinator • Linebackers	10-2	College Football Playoff • Owusu-Koromoah named Butkus Award winner
2021	Vanderbilt	Head Coach	2-3	

- Lea is in his first season as head coach, taking over at Vanderbilt in December of 2020
- Lea has coached in 10 bowl games in his career, including two College Football Playoff appearances, and owns a 5-5 (.500) record in bowl tilts
- Mentored two Butkus Award winners in Jeremiah Owusu-Koromoah (Notre Dame • 2020) and Eric Kendricks (UCLA • 2015)
- A native of Nashville, Lea began his collegiate career playing baseball at Birmingham-Southern, leading the club to an NAIA championship his freshman season (2001)
- Lea transferred to Belmont to play baseball in 2002
- Lea finished his student-athlete experience at Vanderbilt, playing fullback (began as a walk-on before earning scholarship with the Commodores)
- He earned both his undergraduate (2004) and graduate (2007) degrees from Vanderbilt in political science



Justin Lustig

Special Teams Coordinator
Tight Ends
Bucknell '00



Jesse Minter

Safeties
Mount Saint Joseph '05



David Raih

Wide Receivers
Iowa '03



Joey Lynch

Quarterbacks
Ball State '07



Norval McKenzie

Running Backs
Vanderbilt '05



AJ Blazek

Offensive Line
Iowa '02



Inoke Breckterfield

Defensive Line
Oregon State '99



John Egorugwu

Linebackers
William Jewell '07



Jovan Haye

Defensive Ends
Vanderbilt '07



LaMar Morgan

Cornerbacks
Louisiana Lafayette '07

2021 Statistics

	Overall	Home	Away	Neutral
Overall	2-3	1-3	1-0	0-0
Conference	0-1	0-1	0-0	0-0

	Vanderbilt	Opponents
SCORING	80	175
Points Per Game	16.0	35.0
Points Off Turnovers	14	41
FIRST DOWNS	94	107
Rushing	32	45
Passing	50	53
Penalty	12	9
RUSHING YARDAGE	595	1021
Yards gained rushing	689	1075
Yards lost rushing	94	54
Rushing Attempts	173	182
Average Per Rush	3.4	5.6
Average Per Game	119.0	204.2
TDs Rushing	3	10
PASSING YARDAGE	982	1215
Comp-Att-Int	101-184-6	97-160-4
Average Per Pass	5.3	7.6
Average Per Catch	9.7	12.5
Average Per Game	196.4	243.0
TDs Passing	6	10
TOTAL OFFENSE	1577	2236
Total Plays	357	342
Average Per Play	4.4	6.5
Average Per Game	315.4	447.2
KICK RETURNS: #Yards	12-188	9-240
PUNT RETURNS: #Yards	1-6	6-114
INT RETURNS: #Yards	4-1	6-108
KICK RETURN AVERAGE	15.7	26.7
PUNT RETURN AVERAGE	6.0	19.0
INT RETURN AVERAGE	0.2	18.0
FUMBLES-LOST	6-4	3-0
PENALTIES-Yards	33-287	42-347
Average Per Game	57.4	69.4
PUNTS-Yards	35-1536	19-816
Average Per Punt	43.9	42.9
Net punt average	39.5	40.5
KICKOFFS-Yards	18-1156	35-2049
Average Per Kick	64.2	58.5
Net kick average	38.4	43.2
TIME OF POSSESSION/Game	29:29	30:31
3RD-DOWN Conversions	24/80	22/68
3rd-Down Pct	30%	32%
4TH-DOWN Conversions	8/10	5/9
4th-Down Pct	80%	56%
SACKS BY-Yards	3-19	8-45
MISC YARDS	0	0
TOUCHDOWNS SCORED	6	18
FIELD GOALS-ATTEMPTS	6-8	10-13
ON-SIDE KICKS	0-0	0-0
RED-ZONE SCORES	(10-11) 91%	(21-26) 81%
RED-ZONE TOUCHDOWNS	(6-11) 55%	(15-26) 58%
PAT-ATTEMPTS	(8-8) 100%	(19-19) 100%
ATTENDANCE	96549	0
Games/Avg Per Game	4/24137	1/0
Neutral Site Games	--	0/0

SCORE BY QUARTERS	1st	2nd	3rd	4th	Total
Vanderbilt	13	28	17	22	80
Opponents	62	43	27	43	175

Rushing	GP	Att	Gain	Loss	Net	Avg	TD	Long	Avg/G
Rocko Griffin Jr.	5	55	222	7	215	3.9	1	36	43.0
Re'Mahn Davis	3	44	211	0	211	4.8	1	26	70.3
Mike Wright	3	18	105	13	92	5.1	0	15	30.7
Patrick Smith	4	16	60	0	60	3.8	0	9	15.0
Ken Seals	5	32	78	70	8	0.2	1	19	1.6
James Ziglar III	4	4	10	4	6	1.5	0	6	1.5
Devin Boddie Jr.	5	2	3	0	3	1.5	0	2	0.6
Dylan Betts-Pauley	1	2	0	0	0	0.0	0	0	0.0
Total	5	173	689	94	595	3.4	3	36	119.0
Opponents	5	182	1075	54	1021	5.6	10	61	204.2

Passing	G	Effic	Comp-Att-Int	Pct	Yds	TD	Lng	Avg/G
Ken Seals	5	106.50	92-163-5	56.4	894	5	38	178.8
Mike Wright	3	84.25	9-21-1	42.9	88	1	26	29.3
Total	5	103.96	101-184-6	54.9	982	6	38	196.4
Opponents	5	140.04	97-160-4	60.6	1215	10	43	243.0

Receiving	G	No.	Yds	Avg	TD	Long	Avg/G
Will Sheppard	5	27	288	10.7	2	38	57.6
Chris Pierce Jr.	5	24	290	12.1	1	31	58.0
Devin Boddie Jr.	5	17	142	8.4	1	33	28.4
Cam Johnson	5	16	135	8.4	2	26	27.0
Re'Mahn Davis	3	5	27	5.4	0	11	9.0
Rocko Griffin Jr.	5	5	17	3.4	0	7	3.4
Ben Bresnahan	2	3	44	14.7	0	30	22.0
Patrick Smith	4	2	15	7.5	0	10	3.8
Gavin Schoenwald	4	1	19	19.0	0	19	4.8
Amir Abdur-Rahman	5	1	5	5.0	0	5	1.0
Total	5	101	982	9.7	6	38	196.4
Opponents	5	97	1215	12.5	10	43	243.0

Punt Returns	No.	Yds	Avg	TD	Long
Cam Johnson	3	6	2.0	0	4
Total	3	6	2.0	0	4
Opponents	8	114	14.3	0	48

Kick Returns	No.	Yds	Avg	TD	Long
James Ziglar III	6	105	17.5	0	23
Cam Johnson	5	73	14.6	0	23
Devin Boddie Jr.	1	10	10.0	0	10
Total	12	188	15.7	0	23
Opponents	9	240	26.7	0	39

2021 Statistics

Int. Returns	No.	Yds	Avg	TD	Long
Jaylen Mahoney	1	0	0.0	0	0
Gabe Jeudy-Lally	1	0	0.0	0	0
Maxwell Worship	1	1	1.0	0	1
Ethan Barr	1	0	0.0	0	0
Total	4	1	0.2	0	1
Opponents	6	108	18.0	0	80

Fumble Returns	No.	Yards	Avg.	TD	Long
Total	0	0	0	0	0
Opponents	2	40	20.0	1	27

Punting	No.	Yds	Avg	Long	TB	FC	I20	50+	Blkd.
Harrison Smith	35	1536	43.9	66	2	10	8	10	0
Total	35	1536	43.9	66	2	10	8	10	0
Opponents	19	816	42.9	81	2	5	6	5	0

Field Goals	FGM-FGA	Pct	01-19	20-29	30-39	40-49	50-99	Lg	Blkd.
Joseph Bulovas	5-7	71.4	0-0	1-1	3-3	0-2	1-1	53	0

Field Goal Sequence	Vanderbilt	Opponent
ETSU	(53)	(41), (25), (34)
at Colorado State	(38)	39, 46
Stanford	44,(34)	(46),(35)
Georgia	49	(31),(36)
UConn	(39),(27),(31)	(38),(44),(31),22

Scoring	TDs	FGs	Kick	Rush	Rec	Pass	DXP	Saf	Points
Joseph Bulovas	0	5-8	8-8	0-0	0	0-0	0	0	23
Will Sheppard	2	0-0	0-0	0-0	0	0-0	0	0	12
Devin Boddie Jr.	1	0-0	0-0	0-0	0	0-0	0	0	6
Re'Mahn Davis	1	0-0	0-0	0-0	0	0-0	0	0	6
Rocko Griffin Jr.	1	0-0	0-0	0-0	0	0-0	0	0	6
Cam Johnson	1	0-0	0-0	0-0	0	0-0	0	0	6
Total	6	5-8	8-8	0-0	0	0-0	0	0	80
Opponents	18	10-13	19-19	0-0	0	0-2	0	0	175

Total Offense	GP	Plays	Rush	Pass	Total	Avg/G
Ken Seals	5	195	8	894	902	180.4
Rocko Griffin Jr.	5	55	215	0	215	43.0
Re'Mahn Davis	3	44	211	0	211	70.3
Mike Wright	3	39	92	88	180	60.0
Patrick Smith	4	16	60	0	60	15.0
James Ziglor III	4	4	6	0	6	1.5
Devin Boddie Jr.	5	2	3	0	3	0.6
Total	5	357	595	982	1577	315.4
Opponents	5	342	1021	1215	2236	447.2

All-Purpose	GP	Rush	Rec	PR	KOR	Ret	Total	Avg
Chris Pierce Jr.	5	0	290	0	0	0	290	58.0
Will Sheppard	5	0	288	0	0	0	288	57.6
Re'Mahn Davis	3	211	27	0	0	0	238	79.3
Rocko Griffin Jr.	5	215	17	0	0	0	232	46.4
Cam Johnson	5	0	135	6	73	0	214	42.8
Devin Boddie Jr.	5	3	142	0	10	0	155	31.0
James Ziglor III	4	6	0	0	105	0	111	27.8
Mike Wright	3	92	0	0	0	0	92	30.7
Patrick Smith	4	60	15	0	0	0	75	18.8
Ben Bresnahan	2	0	44	0	0	0	44	22.0
Gavin Schoenwald	4	0	19	0	0	0	19	4.8
Ken Seals	5	8	0	0	0	0	8	1.6
Amir Abdur-Rahman	5	0	5	0	0	0	5	1.0
Maxwell Worship	5	0	0	0	0	1	1	0.2
Total	5	595	982	6	188	1	1772	354.4
Opponents	5	1021	1215	114	240	108	2698	539.6

2021 Statistics

No.	Student-Athlete	GP	Solo Tackles	Assists	Total	TFL-Yds	Sacks-Yards	Int-Yds	Pass Breakups	QBH	Fumbles Rcv-Yds	FF	Blocked Kicks	Safety
32	Ethan Barr	5	21	19	40	.	.	1-0	3
0	Anfernee Orji	5	23	14	37	6.5-17
3	Dashaun Jerkins	5	13	11	24	0.5-1	.	.	2
21	Maxwell Worship	5	18	5	23	2.0-7	.	1-1	1
23	Jaylen Mahoney	5	19	3	22	3.0-9	1.0-7	1-0	2
90	Nate Clifton	5	14	5	19	1.0-1	.	.	1	1
88	Michael Owusu	5	6	13	19	3.0-11	0.5-2	.	1	3
9	Daevion Davis	5	6	10	16	0.5-1	0.5-1	.	4	1
27	Brendon Harris	5	9	4	13	.	.	.	2	1
13	Gabe Jeudy-Lally	5	6	7	13	.	.	1-0
1	Elijah McAllister	5	7	4	11	1
28	Allan George	5	8	2	10	.	.	.	1
33	De'Rickey Wright	4	4	4	8	.	.	.	1
99	Lorenza Surgers	5	5	2	7	1.5-10	1.0-9
94	Raashaan Wilkins Jr.	5	1	5	6
80	Alex Williams	5	2	3	5	1.0-1	.	.	1	2
37	Marlen Sewell	2	4	.	4	1	.	.
17	Feleti Afemui	3	2	2	4
12	Brayden DeVaultSmith	4	1	3	4	1
55	Devin Lee	2	1	2	3	.	.	.	1
19	Chris Pierce Jr.	5	3	.	3
4	Chase Lloyd	5	3	.	3	.	.	.	1
26	BJ Anderson	3	1	2	3
50	Errington Truesdell	5	3	.	3
11	Justin Harris	2	1	1	2
91	Christian James	3	.	2	2
35	Malik Langham	5	1	1	2
92	Marcus Bradley	2	2	.	2	1.0-3
43	James Ziglor III	4	1	.	1
14	Will Sheppard	5	1	.	1
47	Wesley Schelling	5	.	1	1
7	Cam Johnson	5	1	.	1
97	Terion Sugick	2	.	1	1
31	Michael Spencer	5	1	.	1
81	Tyrell Alexander	2	1	.	1
48	CJ Taylor	1	1	.	1
9F	Brayden Bapst	4	1	.	1
2	Amir Abdur-Rahman	5	1	.	1
41	Tyson Russell	1	1
Total		5	192	126	318	20-64	3-19	4-1	22	10	.	1	.	.
Opponents		5	192	140	332	15.0-87	8-45	6-108	21	13	3-40	4	.	.

2021 Statistics

Passing

Ken Seals	Cmp	Att	Int	Pct	Yards	TD	Long
East Tennessee State	20	35	2	57.1	195	0	31
at Colorado State	42	27	0	64.3	238	2	25
Stanford	16	37	1	43.2	120	1	19
Georgia	2	9	1	22.2	8	0	6
UConn	27	40	1	67.5	333	2	38

Mike Wright	Cmp	Att	Int	Pct	Yards	TD	Long
East Tennessee State	4	9	0	44.4	41	0	14
at Colorado State	-	-	-	-	-	-	-
Stanford	2	3	0	66.7	31	1	26
Georgia	3	9	1	33.3	16	0	10
UConn	-	-	-	-	-	-	-

Rushing	No.-Yards/TD	ETSU	CSU	STAN	UGA	UCONN
Griffin, Rocko	55-215/1	-	9-24/0	19-107/0	8-7/0	19-77/1
Davis, Re'Mahn	44-211/1	15-58/0	17-77/0	12-76/1	DNP	DNP
Wright, Mike	18-92/0	7-15/0	DNP	3-36/0	8-41/0	DNP
Smith, Patrick	16-60/0	3-13/0	DNP	1-4/0	6-13/0	6-30/0
Seals, Ken	32-8/1	6-1/0	9-0/1	7-16/0	2--6/0	8-1/0
Ziglor, James	4-6/0	DNP	-	2-8/0	2--2/0	-
Boddie, Devin	2-3/0	-	2-3/0	-	-	-
Betts-Pauley, D	2-0/0	DNP	DNP	DNP	2-0/0	DNP

Receiving	No.-Yards/TD	ETSU	CSU	STAN	UGA	UCONN
Pierce, Chris	24-290/1	4-53/0	4-76/1	6-52/0	1-6/0	9-103/0
Sheppard, Will	27-288/2	9-84/0	4-42/0	6-43/0	-	8-119/2
Boddie, Devin	17-142/1	3-33/0	6-38/0	1-3/1	1-2/0	6-66/0
Johnson, Cam	16-135/2	4-31/0	9-66/1	2-28/1	1-10/0	-
Bresnahan, Ben	3-44/0	2-14/0	DNP	DNP	DNP	1-30/0
Davis, Re'Mahn	5-27/0	1-11/0	4-16/0	-	DNP	DNP
Schoenwald, G	1-19/0	-	-	1-19/0	DNP	-
Griffin, Rocko	5-17/0	-	-	1-1/0	2-6/0	2-10/0
Smith, Patrick	2-15/0	1-10/0	DNP	-	-	1-5/0
Abdur-Rahman, A	1-5/0	-	-	1-5/0	-	-

Punt Returns	No.-Yards/TD	ETSU	CSU	STAN	UGA	UCONN
Cam Johnson	1-6	-	-	1-0	-	-

Kick Returns	No.-Yards/TD	ETSU	CSU	STAN	UGA	UCONN
Ziglor, James	6-105	DNP	1-0	-	1-31	4-74
Johnson, Cam	5-73	2-41	-	-	3-32	-
Boddie, Devin	1-10	1-10	-	-	-	-

Int. Returns	No.-Yards/TD	ETSU	CSU	STAN	UGA	UCONN
Barr, Ethan	1-0	-	-	-	1-0	-
Jeudy-Lally, G	1-0	-	-	-	-	1-0
Worship, M	1-1	-	-	-	-	1-1
Mahoney, Jaylen	1-0	-	1-0	-	-	-

2021 Statistics

Tackles	U-A	TOT	ETSU	CSU	STAN	UGA	UConn
Barr, Ethan	21-19	40	7-4	4-7	2-1	3-3	5-4
Orji, Anfernee	23-14	37	5-3	6-7	5-1	4-1	3-2
Jerkins, D	13-11	24	-	2-7	4-1	0-2	7-1
Worship, M	18-5	23	5-0	1-2	0-1	8-1	4-1
Mahoney, Jaylen	19-3	22	7-0	2-1	2-0	2-1	6-1
Clifton, Nate	14-5	19	5-1	0-2	2-0	2-0	5-2
Owusu, Michael	6-13	19	0-4	0-4	1-2	4-3	1-0
Davis, Daevion	6-10	16	1-2	1-3	1-1	2-1	1-3
Jeady-Lally, G	6-7	13	0-1	0-4	2-1	2-1	2-0
Harris, Brendon	9-4	13	1-0	1-0	2-1	2-2	3-1
McAllister, El	7-4	11	3-0	2-1	-	1-2	1-1
George, Allan	8-2	10	1-0	0-1	2-0	4-0	1-1
Wright, D	4-4	8	1-0	1-1	2-2	0-1	DNP
Surgers, L	5-2	7	-	0-1	2-0	1-0	2-1
Wilkins, R	1-5	6	-	0-2	1-1	0-1	0-1
Williams, Alex	2-3	5	-	0-2	1-1	-	1-0
Sewell, Marlen	4-0	4	DNP	DNP	DNP	4-0	-
DeVault-Smith	1-3	4	-	1-3	-	-	DNP
Afemui, Feleti	2-2	4	0-2	DNP	2-0	-	DNP
Lloyd, Chase	3-0	3	-	-	1-0	1-0	1-0
Anderson, BJ	1-2	3	0-1	1-0	0-1	DNP	DNP
Pierce, Chris	3-0	3	-	-	2-0	-	1-0
Truesdell, E	3-0	3	-	-	1-0	1-0	1-0
Lee, Devin	1-2	3	DNP	DNP	DNP	1-1	0-1
James, C	0-2	2	0-2	-	DNP	DNP	-
Langham, Malik	1-1	2	-	1-0	-	0-1	-
Bradley, Marcus	2-0	2	DNP	DNP	DNP	1-0	1-0
Harris, Justin	1-1	2	DNP	DNP	DNP	1-1	-
Ziglor, James	1-0	1	DNP	-	1-0	-	-
Sheppard, Will	1-0	1	-	-	-	1-0	-
Schelling, W	0-1	1	-	0-1	-	-	-
Abdur-Rahman, A	1-0	1	-	-	1-0	-	-
Johnson, Cam	1-0	1	-	-	-	1-0	-
Sugick, Terion	0-1	1	DNP	0-1	-	DNP	DNP
Spencer, M	1-0	1	-	-	1-0	-	-
Alexander, T	1-0	1	DNP	DNP	DNP	-	1-0
Taylor, CJ	1-0	1	DNP	DNP	DNP	DNP	1-0
Bapst, Brayden	1-0	1	-	DNP	-	-	1-0
Sacks	U-A	TOT	ETSU	CSU	STAN	UGA	UConn
Surgers, L	1-0	1.0	-	-	-	-	1.0-9
Mahoney, Jaylen	1-0	1.0	-	-	-	-	1.0-7
Owusu, Michael	0-1	0.5	-	-	0.5-2	-	-
Davis, Daevion	0-1	0.5	-	-	0.5-1	-	-

2021 Statistics

Game-by-Game Team Comparisons (Vanderbilt/Opponent)

	Score	1st Downs	Rushing	Passing	Penalties	Rush Yards	Comp-Att-Int	Pass Yards	Plays-Total Yards	Return Yards	Turnovers
East Tennessee State	3-23	23/14	5/8	15/4	3/2	31-85/37-179	24-44-2/13-22-0	236/135	75-321/59-314	51/107	3/0
Colorado State	24-21	21/20	4/8	11/12	6/0	37-104/33-207	27-42-0/20-38-1	238/238	79-342/71-445	6/13	1/1
STANFORD	23-41	23/20	13/7	10/10	0/3	44-247/27-204	18-40-1/19-29-0	151/218	84-398/56-422	0/159	1/0
GEORGIA	0-62	4/29	2/13	1/14	1/2	28-53/48-239	5-18-2/21-28-1	24/293	46-77/76-532	63/71	3/1
UCONN	30-28	23/24	8/9	13/13	2/2	33-106/37-192	27-40-1/24-43-2	333/331	73-439/80-523	75/152	2/2
Totals	80-175	94/107	32/45	50/53	12/9	173-595/182-1021	101-184-6/97-160-4	982/1215	357-1577/342-2236	195/502	10/4

	3rd Down	4th Down	Time Poss	TOP Margin	Yards/Rush	Yards/Pass	Yards/Play	Punting	Penalty Yards
East Tennessee State	5-15/6-15	1-2/0-1	27:13/32:47	-5:34	2.7/4.8	5.4/6.1	4.3/5.3	6-43.5/4-37.5	8-70/7-60
Colorado State	6-18/4-15	1-1/1-1	35:27/24:33	10:54	2.8/6.3	5.7/6.3	4.3/6.3	9-45.7/7-46.9	9-62/11-115
STANFORD	5-18/2-9	4-4/1-2	31:22/28:38	2:44	5.6/7.6	3.8/7.5	4.7/7.5	6-45.2/4-44.8	7-66/8-53
GEORGIA	2-13/6-14	0-1/0-1	22:44/37:16	-14:32	1.9/5.0	1.3/10.5	1.7/7.0	9-42.3/2-35.0	4-29/4-17
UCONN	6-16/4-15	2-2/3-4	30:39/29:21	1:18	3.2/5.2	8.3/7.7	6.0/6.5	5-42.4/2-44.5	5-60/12-102
Totals	24-80/22-68	8-10/5-9	147:25/152:35	-5:10	3.4/5.6	5.3/7.6	4.4/6.5	35-43.9/19-42.9	287/347

Team Game-by-Game Statistics

	-----RUSHING-----				-----RECEIVING-----				-----PASSING-----				-----KICK RET-----				-----PUNT RET-----				Total		
	No.	Yds	TD	Lg	No.	Yds	TD	Lg	Cmp	Att	Int	Yds	TD	Lg	No.	Yds	TD	Lg	No.	Yds	TD	Lg	Offense
East Tennessee State	31	85	0	19	24	236	0	31	24	44	2	236	0	31	3	51	0	23	0	0	0	0	321
at Colorado State	37	104	1	15	27	238	2	25	27	42	0	238	2	25	1	0	0	0	0	6	0	4	342
STANFORD	44	247	1	36	18	151	2	26	18	40	1	151	2	26	0	0	0	0	1	0	0	0	398
GEORGIA	28	53	0	13	5	24	0	10	5	18	2	24	0	10	4	63	0	18	0	0	0	0	77
UCONN	33	106	1	14	27	333	2	38	27	40	1	333	2	38	4	74	0	23	0	0	0	0	439
Totals	173	595	3	36	101	982	6	38	101	184	6	982	6	38	12	188	0	23	1	6	0	4	1577

	--TACKLES--			SACKS		--FUMBLE--		--Pass Defense--			Blkd	-----PAT-----					
	Solo	Asst	Total	TFL	Yds No-Yds	FF	FR	Yds Int	Yds QBH	Brk	Kick	Att	Mad	Run	Rcv	Saf	Pts
East Tennessee State	36	20	56	4.0-11	0.0-0	0	0	0-0	0-0	2	4	0	0-0	0	0	0	3
at Colorado State	23	50	73	0.0-5	0.0-0	0	0	0-0	1-0	4	8	0	3-3	0	0	0	3
STANFORD	38	14	52	2.0-4	1.0-3	0	0	0-0	0-0	1	4	0	2-2	0	0	0	23
GEORGIA	46	22	68	5.0-11	0.0-0	1	0	0-0	1-0	1	3	0	0-0	0	0	0	0
UCONN	49	20	69	9.0-33	2.0-16	0	0	0-0	2-1	2	3	0	3-3	0	0	0	30
Totals	192	126	318	20.0-64	3.0-19	1	0	0-0	4-1	10	22	0	8-8	0	0	0	59

2021 Scoring Drives

Vanderbilt

ETSU

Quarter	Time	Scoring Play	Plays-Yards	TOP
1	4:15	Joseph Bulovas 53 yd field goal	11-35	3:56

COLORADO STATE

Quarter	Time	Scoring Play	Plays-Yards	TOP
2	00:47	Chris Pierce Jr. 20 yd pass from Seals (Bulovas kick)	7-58	1:10
3	09:36	Cam Johnson 9 yd pass from Seals (Bulovas kick)	9-53	3:36
3	05:32	Ken Seals 1 yd run (Bulovas kick)	9-75	3:13
4	00:19	Joseph Bulovas 38 yd field goal	8-55	2:48

STANFORD

Quarter	Time	Scoring Play	Plays-Yards	TOP
1	07:35	Re'Mahn Davis 1 yd run (Bulovas kick)	14-75	5:02
2	04:19	Devin Boddie 3 yd pass from Seals (Bulovas kick)	14-98	7:16
3	08:26	Joseph Bulovas 34 yd field goal	9-59	2:52
4	00:00	Cam Johnson 26 yd pass from Wright	8-75	1:44

GEORGIA

Quarter	Time	Scoring Play	Plays-Yards	TOP
-				

UConn

Quarter	Time	Scoring Play	Plays-Yards	TOP
1	03:12	Joseph Bulovas 39 yd field goal	9-54	4:16
2	14:12	Will Sheppard 26 yd pass from Ken (Bulovas kick)	6-80	2:36
2	04:00	Rocko Griffin 1 yd run (Bulovas kick)	13-77	6:21
4	11:16	Joseph Bulovas 27 yd field goal	14-76	6:03
4	08:19	Will Sheppard 38 yd pass from Seals (Bulovas kick)	4-67	1:24
4	00:00	Joseph Bulovas 31 yd field goal	7-47	1:07

Opponent

ETSU

Quarter	Time	Scoring Play	Plays-Yards	TOP
2	7:20	Malik Murray 5 yd pass from Riddell (Keltner kick)	9-80	4:25
2	2:24	Tyler Keltner 41 yd field goal	9-53	3:22
3	8:42	Tyler Keltner 25 yd field goal	10-68	6:18
4	8:26	Scott Stephen 27 yd fumble recovery (Keltner kick)	--	--
4	3:29	Tyler Keltner 34 yd field goal	4-3	1:44

COLORADO STATE

Quarter	Time	Scoring Play	Plays-Yards	TOP
1	12:57	David Bailey 3 yd pass from (Camper kick)	5-75	2:03
2	14:08	David Bailey 20 yd run (Camper kick)	3-27	0:45
4	03:07	Trey McBride 3 yd pass (Camper kick)	9-67	2:22

STANFORD

Quarter	Time	Scoring Play	Plays-Yards	TOP
1	12:37	Tanner McKee 7 yd run (Karty kick)	4-75	2:23
1	02:52	Nathaniel Peat 21 yd run (Karty kick)	9-68	4:36
2	01:53	Joshua Karty 46 yd field goal	5-26	2:17
2	00:40	Brycen Tremayne 5 yd pass from McKee (Karty kick)	2-31	0:42
2	00:00	Joshua Karty 35 yd field goal	1-0	0:05
3	11:18	Jay Symonds 5 yd pass from McKee (Karty kick)	4-55	1:31
4	01:44	E.J. Smith 1 yd run (Karty kick)	8-86	5:08

GEORGIA

Quarter	Time	Scoring Play	Plays-Yards	TOP
1	11:21	Brock Bowers 12 yd run (Podlesny) kick	5-49	1:53
1	08:02	Brock Bowers 25 yd pass from Daniels (Podlesny kick)	6-63	2:28
1	07:11	Zamir White 1 yd run (Podlesny kick)	2-17	0:40
1	06:42	Ladd McConkey 12 yd pass from Daniels (Podlesny kick)	2-21	0:17
1	03:08	Ladd McConkey 24 yd run (Podlesny kick)	5-71	2:15
2	00:15	Jack Podlesny 31 yd field goal	6-36	0:44
3	10:57	Brock Bowers 29 yd pass from Bennett (Podlesny kick)	7-72	3:59
3	08:11	Kenny McIntosh 4 yd run (Podlesny kick)	5-61	2:05
3	04:17	Jack Podlesny 36 yd field goal	6-16	2:05
4	13:06	Daijun Edwards 15 yd run (Podlesny kick)	7-47	3:47

UConn

Quarter	Time	Scoring Play	Plays-Yards	TOP
1	10:52	Joe McFadden 38 yd field goal	10-50	4:03
1	07:28	Joe McFadden 44 yd field goal	9-30	2:22
2	10:28	Joe McFadden 31 yd field goal	8-44	2:37
2	01:29	Keelan Marion 40 yd pass from Krajewski (McFadden kick)	9-87	2:23
4	05:21	Kevens Clercius 8 yd pass from Krajewski (Rose pass failed)	9-79	2:53
4	01:07	Steve Krajewski 17 yd run (Turner pass failed)	8-78	1:54

2021 Season Highs

Vanderbilt

Individual

Rushes	19	Rocko Griffin Jr. vs Stanford (Sep 18, 2021)
		Rocko Griffin Jr. vs UConn (Oct 02, 2021)
Yards Rushing	107	Rocko Griffin Jr. vs Stanford (Sep 18, 2021)
TD Rushes	1	Ken Seals at Colorado St. (Sep 11, 2021)
		Re'Mahn Davis vs Stanford (Sep 18, 2021)
		Rocko Griffin Jr. vs UConn (Oct 02, 2021)
Long Rush	36	Rocko Griffin Jr. vs Stanford (Sep 18, 2021)
Pass attempts	42	Ken Seals at Colorado St. (Sep 11, 2021)
Pass completions	27	Ken Seals at Colorado St. (Sep 11, 2021)
		Ken Seals vs UConn (Oct 02, 2021)
Yards Passing	333	Ken Seals vs UConn (Oct 02, 2021)
TD Passes	2	Ken Seals at Colorado St. (Sep 11, 2021)
		Ken Seals vs UConn (Oct 02, 2021)
Long Pass	38	Ken Seals vs UConn (Oct 02, 2021)
Receptions	9	Will Sheppard vs ETSU (Sep 04, 2021)
		Cam Johnson at Colorado St. (Sep 11, 2021)
		Chris Pierce Jr. vs UConn (Oct 02, 2021)
Yards Receiving	119	Will Sheppard vs UConn (Oct 02, 2021)
TD Receptions	2	Will Sheppard vs UConn (Oct 02, 2021)
Long Reception	38	Will Sheppard vs UConn (Oct 02, 2021)
Field Goals	3	Joseph Bulovas vs UConn (Oct 02, 2021)
Long Field Goal	53	Joseph Bulovas vs ETSU (Sep 04, 2021)
Punts	9	Harrison Smith at Colorado St. (Sep 11, 2021)
		Harrison Smith vs Georgia (Sep 25, 2021)
Punting Avg	45.7	Harrison Smith at Colorado St. (Sep 11, 2021)
Long Punt	66	Harrison Smith at Colorado St. (Sep 11, 2021)
Punts inside 20	3	Harrison Smith at Colorado St. (Sep 11, 2021)
Long Punt Return	4	Cam Johnson at Colorado St. (Sep 11, 2021)
Long Kickoff Return	23	Cam Johnson vs ETSU (Sep 04, 2021)
		James Ziglor III vs UConn (Oct 02, 2021)
Tackles	13	Anfernee Orji at Colorado St. (Sep 11, 2021)
Sacks	1.0	Jaylen Mahoney vs UConn (Oct 02, 2021)
		Lorenza Surgers vs UConn (Oct 02, 2021)
Tackles For Loss	3.0	Anfernee Orji vs UConn (Oct 02, 2021)
Interceptions	1	Jaylen Mahoney at Colorado St. (Sep 11, 2021)
		Ethan Barr vs Georgia (Sep 25, 2021)
		Gabe Jeudy-Lally vs UConn (Oct 02, 2021)
		Maxwell Worship vs UConn (Oct 02, 2021)

Team

Rushes	44	vs Stanford (Sep 18, 2021)
Yards Rushing	247	vs Stanford (Sep 18, 2021)
Yards Per Rush	5.6	vs Stanford (Sep 18, 2021)
TD Rushes	1	at Colorado St. (Sep 11, 2021)
		vs Stanford (Sep 18, 2021)
		vs UConn (Oct 02, 2021)
Pass attempts	44	vs ETSU (Sep 04, 2021)
Pass completions	27	at Colorado St. (Sep 11, 2021)
		vs UConn (Oct 02, 2021)
Yards Passing	333	vs UConn (Oct 02, 2021)
Yards Per Pass	8.3	vs UConn (Oct 02, 2021)
TD Passes	2	at Colorado St. (Sep 11, 2021)
		vs Stanford (Sep 18, 2021)
		vs UConn (Oct 02, 2021)
Total Plays	84	vs Stanford (Sep 18, 2021)
Total Offense	439	vs UConn (Oct 02, 2021)
Yards Per Play	6.0	vs UConn (Oct 02, 2021)
Points	30	vs UConn (Oct 02, 2021)
Sacks By	2	vs UConn (Oct 02, 2021)
First Downs	23	vs ETSU (Sep 04, 2021)
		vs Stanford (Sep 18, 2021)
		vs UConn (Oct 02, 2021)
Penalties	9	at Colorado St. (Sep 11, 2021)
Penalty Yards	70	vs ETSU (Sep 04, 2021)
Turnovers	3	vs ETSU (Sep 04, 2021)
		vs Georgia (Sep 25, 2021)
Interceptions By	2	vs UConn (Oct 02, 2021)
Punts	9	at Colorado St. (Sep 11, 2021)
		vs Georgia (Sep 25, 2021)
Punting Avg	45.7	at Colorado St. (Sep 11, 2021)
Long Punt	66	at Colorado St. (Sep 11, 2021)
Punts inside 20	3	at Colorado St. (Sep 11, 2021)
Long Punt Return	4	at Colorado St. (Sep 11, 2021)

Opponent

Individual

Rushes	24	Carter,Nate, vs UConn (Oct 02, 2021)
Yards Rushing	149	Quay Holmes, vs ETSU (Sep 04, 2021)
TD Rushes	1	Bailey,David, at Colorado St. (Sep 11, 2021)
		Smith,E.J., vs Stanford (Sep 18, 2021)
		Peat,Nathaniel, vs Stanford (Sep 18, 2021)
		McKee,Tanner, vs Stanford (Sep 18, 2021)
		Bowers,Brock, vs Georgia (Sep 25, 2021)
		McConkey,Ladd, vs Georgia (Sep 25, 2021)
		Edwards,Daijun, vs Georgia (Sep 25, 2021)
		McIntosh,Kenny, vs Georgia (Sep 25, 2021)
		White,Zamir, vs Georgia (Sep 25, 2021)
		Krajewski,Steve, vs UConn (Oct 02, 2021)
Long Rush	61	Jones,Austin, vs Stanford (Sep 18, 2021)
Pass attempts	38	Centeio,Todd, at Colorado St. (Sep 11, 2021)
Pass completions	20	Centeio,Todd, at Colorado St. (Sep 11, 2021)
Yards Passing	264	Krajewski,Steve, vs UConn (Oct 02, 2021)
TD Passes	2	Centeio,Todd, at Colorado St. (Sep 11, 2021)
		McKee,Tanner, vs Stanford (Sep 18, 2021)
		Daniels,JT, vs Georgia (Sep 25, 2021)
		Krajewski,Steve, vs UConn (Oct 02, 2021)
Long Pass	43	Tyler Riddell, vs ETSU (Sep 04, 2021)
Receptions	8	McBride,Trey, at Colorado St. (Sep 11, 2021)
Yards Receiving	114	McBride,Trey, at Colorado St. (Sep 11, 2021)
TD Receptions	2	Bowers,Brock, vs Georgia (Sep 25, 2021)
Long Reception	43	Malik Murray, vs ETSU (Sep 04, 2021)
Field Goals	3	Tyler Keltner, vs ETSU (Sep 04, 2021)
		McFadden,Joe, vs UConn (Oct 02, 2021)
Long Field Goal	46	Karty,Joshua, vs Stanford (Sep 18, 2021)
Punts	6	Stonehouse,Ryan, at Colorado St. (Sep 11, 2021)
Punting Avg	56.0	McFadden,Joe, vs UConn (Oct 02, 2021)
Long Punt	81	Stonehouse,Ryan, at Colorado St. (Sep 11, 2021)
Punts inside 20	3	Stonehouse,Ryan, at Colorado St. (Sep 11, 2021)
Long Punt Return	48	Filkins,Casey, vs Stanford (Sep 18, 2021)
Long Kickoff Return	39	Peat,Nathaniel, vs Stanford (Sep 18, 2021)
Tackles	12	Jackson,Dequan, at Colorado St. (Sep 11, 2021)
Sacks	1.0	Jay Harrison, vs ETSU (Sep 04, 2021)
		Colton Lakes, vs ETSU (Sep 04, 2021)
		Herron,Stephen, vs Stanford (Sep 18, 2021)
		Beal Jr.,Robert, vs Georgia (Sep 25, 2021)
		Mitchell,Jacks, vs UConn (Oct 02, 2021)
Tackles For Loss	1.0	14x, last -Watts,Eric, vs UConn (Oct 02, 2021)
Interceptions	1	Karon Delince, vs ETSU (Sep 04, 2021)
		Sheldon Arnold, vs ETSU (Sep 04, 2021)
		Wyrick,Jimmy, vs Stanford (Sep 18, 2021)
		Lassiter,Kamari, vs Georgia (Sep 25, 2021)
		Smith,Christoph, vs Georgia (Sep 25, 2021)
		Mitchell,Jacks, vs UConn (Oct 02, 2021)

Team

Rushes	48	vs Georgia (Sep 25, 2021)
Yards Rushing	239	vs Georgia (Sep 25, 2021)
Yards Per Rush	7.6	vs Stanford (Sep 18, 2021)
TD Rushes	5	vs Georgia (Sep 25, 2021)
Pass attempts	43	vs UConn (Oct 02, 2021)
Pass completions	24	vs UConn (Oct 02, 2021)
Yards Passing	331	vs UConn (Oct 02, 2021)
Yards Per Pass	10.5	vs Georgia (Sep 25, 2021)
TD Passes	3	vs Georgia (Sep 25, 2021)
Total Plays	80	vs UConn (Oct 02, 2021)
Total Offense	532	vs Georgia (Sep 25, 2021)
Yards Per Play	7.5	vs Stanford (Sep 18, 2021)
Points	62	vs Georgia (Sep 25, 2021)
Sacks By	3	at Colorado St. (Sep 11, 2021)
First Downs	29	vs Georgia (Sep 25, 2021)
Penalties	12	vs UConn (Oct 02, 2021)
Penalty Yards	115	at Colorado St. (Sep 11, 2021)
Turnovers	2	vs UConn (Oct 02, 2021)
Interceptions By	2	vs ETSU (Sep 04, 2021)
		vs Georgia (Sep 25, 2021)
Punts	7	at Colorado St. (Sep 11, 2021)
Punting Avg	46.9	at Colorado St. (Sep 11, 2021)
Long Punt	81	at Colorado St. (Sep 11, 2021)
Punts inside 20	3	at Colorado St. (Sep 11, 2021)
Long Punt Return	48	vs Stanford (Sep 18, 2021)

2021 Game Recaps

Vanderbilt vs. East Tennessee State Sept. 4 • Nashville, Tenn.

	1	2	3	4	Final
East Tennessee State (1-0)	0	10	3	10	23
Vanderbilt (0-1)	3	0	0	0	3

Qtr	Time	Team - Scoring Play	Plays-Yards	TOP
1st	04:15	VANDY - Joseph Bulovas 53 yd field goal	11-35	3:56
2nd	07:20	ETSU - Malik Murray 5 yd pass from (Keltner kick)	9-80	4:25
	02:24	ETSU - Tyler Keltner 41 yd field goal	9-53	3:22
3rd	08:42	ETSU - Tyler Keltner 25 yd field goal	10-68	6:18
4th	03:29	ETSU - Tyler Keltner 34 yd field goal	4-3	1:44
	08:26	ETSU - Stephen Scott 27 yd FUMB: FUMB: (Keltner kick)	5-7	1:21

	East Tennessee St.	Vanderbilt
FIRST DOWNS	13	23
RUSHES-YARDS (NET)	37-179	31-85
PASSING YDS (NET)	135	236
Passes Att-Comp-Int	22-13-0	44-24-2
TOTAL OFFENSE PLAYS-YARDS	59-314	75-321
Fumble Returns-Yards	0-0	0-0
Punt Returns-Yards	0-0	0-0
Kickoff Returns-Yards	0-0	3-51
Interception Returns-Yards	2-95	0-0
Punts (Number-Avg)	4-37.5	6-43.5
Fumbles-Lost	0-0	1-1
Penalties-Yards	7-75	8-70
Possession Time	32:47	27:13
Third-Down Conversions	6 of 15	5 of 15
Fourth-Down Conversions	0 of 1	1 of 2
Red-Zone Scores-Chances	3-3	1-2
Sacks By: Number-Yards	2-0	0-0

RUSHING: ETSU-Quay Holmes 23-149; Jacob Saylor 11-23; Tyler Riddell 2-4; DJ Twitty 1-3.
Vanderbilt-Re'Mahn Davis 15-58; Mike Wright 7-15; Patrick Smith 3-13; Ken Seals 6-minus 1.

PASSING: ETSU-Tyler Riddell 13-22-0-135.
Vanderbilt-Ken Seals 20-35-2-195; Mike Wright 4-9-0-41.

RECEIVING: ETSU-Will Huzzie 4-62; Malik Murray 3-52; Jacob Saylor 2-14; Nate Adkins 2-8; Quay Holmes 2-minus 1.
Vanderbilt-Will Sheppard 9-84; Chris Pierce Jr. 4-53; Cam Johnson 4-31; Devin Boddie Jr. 3-33; Ben Bresnahan 2-14; Re'Mahn Davis 1-11; Patrick Smith 1-10.

INTERCEPTIONS: ETSU-Karon Delince 1-95; Sheldon Arnold 1-0.
Vanderbilt-None.

FUMBLES: ETSU-None.
Vanderbilt-Ken Seals 1-1.

TACKLES (UA-A): ETSU-Karon Delince 7-3; Stephen Scott 6-4; Alijah Huzzie 7-0; Donovan Manuel 6-0; Quinn Smith 3-1; Timmy Dorsey 2-1; Mike Price 1-2; Max Evans 1-2; Jacob Saylor 1-1; Blake Bockrath 1-1; Di'Andre Davis 1-1; Ereik Campbell 1-1; Jay Harrison 1-0; Tyree Robinson 1-0; Colton Lakes 1-0; Chris Hope 1-0; Rodney Wright 0-1.
Vanderbilt-Ethan Barr 7-4; Anfernee Orji 5-3; Jaylen Mahoney 7-0; Nate Clifton 5-1; Maxwell Worship 5-0; Michael Owusu 0-4; Elijah McAllister 3-0; Daevion Davis 1-2; Christian James 0-2; Feleti Afemui 0-2; Allan George 1-0; Brendon Harris 1-0; De'Rickey Wright 1-0; BJ Anderson 0-1; Gabe Jeudy-Lally 0-1.

Dores Fall in Opener

NASHVILLE, Tenn. - Visiting East Tennessee State scored 23 unanswered points and ruined the Vanderbilt head coaching debut of Clark Lea with a 23-3 win at Vanderbilt Stadium.

The Commodores (0-1) took a 3-0 lead early but couldn't dent the scoreboard after that. East Tennessee State had a 10-3 lead at the break before adding on 13 more points in the second half.

Lea's team will hope to put together a stronger performance in that contest than what transpired at Vanderbilt Stadium on opening night. The Dores had 318 yards of total offense – just 82 on the ground – and were penalized eight times.

Defensively, the Dores surrendered 5.3 yards per play and registered only four tackles for loss.

Vandy had 11 offensive drives – six ended in punts, one ended with a turnover on downs, another with a field goal and three resulted in turnovers.

Vanderbilt opened the scoring with 4:15 left in the first quarter thanks to a Joseph Bulovas field goal from 53 yards out. That would be the only lead they enjoyed.

East Tennessee State retook the advantage midway through the second quarter. An 80-yard drive ended on the ninth play, a third-down pass from Tyler Riddell to Malik Murray from the 5 that gave the Buccaneers a 7-3 lead.

Tyler Keltner added to the East Tennessee State lead with a 41-yard field goal at the 2:24 mark making it 10-3.

That's the way the score looked at the half. The Commodores mustered just 130 yards of offense, had five penalties and were 2 of 9 on third down.

Keltner booted a 25-yard field goal with 8:42 remaining in the third quarter upping the East Tennessee State lead to 13-3. That completed a 10-play drive that ate 6:18 off the clock and covered 68 yards.

The Buccaneers (1-0) would take that 10-point lead into the fourth quarter.

East Tennessee State linebacker Stephen Scott ended all doubt by picking up a Ken Seals fumble and returning it 22 yards for a touchdown with 8:26 to play. That made it 20-3.

Vandy looked like it may finally punch one into the end zone late in the fourth, but Seals was picked off at the 1 yard line. Keltner added a 34-yard field goal moments later to provide the final margin.

Vanderbilt running back Re'Mahn Davis ran for 54 yards on 14 carries. Seals finished the night 20-for-34 for 195 yards.

2021 Game Recaps

Vanderbilt at Colorado State Sept. 11 • Fort Collins, Colo.

	1	2	3	4	Final
Vanderbilt (1-1)	0	7	14	3	24
Colorado State (1-1)	7	7	0	7	21

Qtr	Time	Team - Scoring Play	Plays-Yards	TOP
1st	12:57	CSU - David Bailey 3 yd pass from (Camper kick)	5-75	2:03
2nd	14:08	CSU - David Bailey 20 yd run (Camper kick)	3-27	0:45
	00:47	VANDY - Chris Pierce Jr. 20 yd pass from (Bulovas kick)	7-58	1:10
3rd	09:36	VANDY - Cam Johnson 9 yd pass from (Bulovas kick)	9-53	3:36
	05:32	VANDY - Ken Seals 1 yd run (Bulovas kick)	9-75	3:13
4th	03:07	CSU - Trey McBride 3 yd pass from (Camper kick)	9-67	2:22
	00:19	VANDY - Joseph Bulovas 38 yd field goal	8-55	2:48

	Vanderbilt	Colorado State
FIRST DOWNS	21	20
RUSHES-YARDS (NET)	37-104	33-207
PASSING YDS (NET)	238	238
Passes Att-Comp-Int	42-27-0	38-20-1
TOTAL OFFENSE PLAYS-YARDS	79-342	71-445
Fumble Returns-Yards	0-0	0-0
Punt Returns-Yards	0-6	0-13
Kickoff Returns-Yards	1-0	0-0
Interception Returns-Yards	1-0	0-0
Punts (Number-Avg)	9-45.7	7-46.9
Fumbles-Lost	2-1	1-0
Penalties-Yards	9-62	11-115
Possession Time	35:27	24:33
Third-Down Conversions	6 of 18	4 of 15
Fourth-Down Conversions	1 of 1	1 of 1
Red-Zone Scores-Chances	4-4	3-4
Sacks By: Number-Yards	0-0	3-0

RUSHING: Vanderbilt-Re'Mahn Davis 17-77; Rocko Griffin Jr. 9-24; Devin Boddie Jr. 2-3; Ken Seals 9-0.
Colorado State-David Bailey 15-80; Todd Centeio 11-75; A'Jon Vivens 7-52.

PASSING: Vanderbilt-Ken Seals 27-42-0-238.
Colorado St.-Todd Centeio 20-38-1-238.

RECEIVING: Vanderbilt-Cam Johnson 9-66; Devin Boddie Jr. 6-38; Chris Pierce Jr. 4-76; Will Sheppard 4-42; Re'Mahn Davis 4-16.
Colorado State-Trey McBride 8-114; Dante Wright 4-43; E.J. Scott 3-38; David Bailey 3-36; A'Jon Vivens 1-5; Cam Butler 1-2.

INTERCEPTIONS: Vanderbilt-Jaylen Mahoney 1-0.
Colorado State-None.

FUMBLES: Vanderbilt-Cam Johnson 1-0; Ken Seals 1-1.
Colorado St.-Dante Wright 1-0.

TACKLES (UA-A): Vanderbilt-Anfernee Orji 6-7; Ethan Barr 4-7; Dashaun Jenkins 2-7; Brayden DeVaultSmith 1-3; Daevion Davis 1-3; Michael Owusu 0-4; Gabe Jeudy-Lally 0-4; Elijah McAllister 2-1; Jaylen Mahoney 2-1; Maxwell Worship 1-2; De'Rickey Wright 1-1; Raashaan Wilkins Jr. 0-2; Nate Clifton 0-2; Alex Williams 0-2; BJ Anderson 1-0; Malik Langham 1-0; Brendon Harris 1-0; Wesley Schelling 0-1; Allan George 0-1; Lorenza Surgers 0-1; Terion Sugick 0-1.
Colorado State-Dequan Jackson 2-10; Tywan Francis 6-3; Thomas Pannunzio 3-5; Henry Blackburn 1-7; Scott Patchan 1-7; Marshau Cameron 2-5; Toby McBride 3-3; Devin Phillips 1-4; Bam Amina 0-5; Logan Stewart 1-3; Mohamed Kamara 2-1; Tavian Brown 1-2; Cam Ron Carter 0-3; Manny Jones 0-3; Robert Floyd 2-0; Rashad Ajayi 0-2; Ellison Hubbard 0-2; Jordan Kress 1-0; TEAM 1-0; Ross Reiter 1-0; Jack Howell 0-1.

Dores Fall in Opener

FORT COLLINS, Colo. - Joseph Bulovas drilled a 38-yard field goal with 19 seconds left and Vanderbilt beat Colorado State 24-21 at Canvas Stadium.

The victory was the first for head coach Clark Lea at his alma mater.

The Commodores (1-1) trailed 14-0 at one point, but scored 21 straight and then recovered from a late Rams touchdown to break an 11-game losing streak dating to 2019. Vandy had also lost 10 straight road games and 13 straight against Football Bowl Subdivision opponents.

Vandy started the final quarter leading 21-14 and held that lead until less than four minutes remained on the clock. But Colorado State quarterback Todd Centeio found tight end Trey McBride on a fourth-down pass from the 3 that tied the score at 21-all with 3:07 to play.

That gave the Dores plenty of time to march down the field and set up Bulovas' heroics.

Vanderbilt quarterback Ken Seals finished the night 26 of 41 for 236 yards and accounted for all three of his team's touchdowns – two passing and one rushing. Re'Mahn Davis ate up 77 yards on the ground and Anfernee Orji made a team-high 13 tackles.

Vandy's end to the night, however, was in stark contrast to its start.

Colorado State wasted no time getting on the scoreboard after the opening kickoff. A five-play, 75-yard drive ended with Todd Centeio rolling right and finding an open David Bailey in the flat for an easy 3-yard touchdown pass making it 7-0.

On the first play of the second quarter, Seals fumbled the ball away on his own 27. Two plays later Bailey split the Vanderbilt defense up the middle for a 20-yard touchdown run making it 14-0.

Vandy got right back in it before halftime thanks to a key special teams play. Allan George came off the left edge on a Colorado State (0-2) and got his hand on the kick making for a short, wobbly punt that rested at the Vandy 42.

The Commodores offense quickly took advantage and drove to the 20 – after a Colorado State personal foul penalty – and scored when Seals found Chris Pierce down the right side of the field.

That allowed Vanderbilt to head into the break down just 14-7 with 30 minutes left to play.

Vandy had only 120 yards of offense, lost a fumble and have five penalties in the first half – yet found itself down a single score at halftime.

The Vanderbilt defense came big in the third quarter when Jaylen Mahoney picked off a Centeio pass at the Vanderbilt 47. That placed momentum firmly in the hands of the Commodores and Seals led the offense on a nine-play drive that ended with a 9-yard touchdown pass to Cam Johnson.

With 9:36 to go in the third quarter, Vandy had tied the score at 14-all.

Seals would give the Commodores the lead four minutes later with a 1-yard plunge over left guard making it 21-14 at the 5:32 mark.

That's where the score would remain going into the fourth quarter.

2021 Game Recaps

Vanderbilt vs. Stanford Sept. 18 • Nashville, Tenn.

	1	2	3	4	Final
Stanford (2-1)	14	13	7	7	41
Vanderbilt (1-2)	7	7	3	6	23

Qtr	Time	Team - Scoring Play	Plays-Yards	TOP
1st	12:37	STAN - Tanner McKee 7 yd run (Karty kick)	4-75	2:23
	07:35	VANDY - Re'Mahn Davis 1 yd run (Bulovas kick)	14-75	5:02
	02:52	STAN - Nathaniel Peat 21 yd run (Kartykick)	9-68	4:36
2nd	04:19	VANDY - Devin Boddie Jr. 3 yd pass from Seals (Bulovas kick)	14-98	7:16
	01:53	STAN - Joshua Karty 46 yd field goal	5-26	2:17
	00:40	STAN - Brycen Tremayne 5 yd pass from McKee (Karty kick)	2-31	0:42
	00:00	STAN - Joshua Karty 35 yd field goal	1-0	0:05
3rd	11:18	STAN - Jay Symonds 5 yd pass from McKee (Karty kick)	4-55	1:31
	08:26	VANDY - Joseph Bulovas 34 yd field goal	9-59	2:52
4th	01:44	STAN - E.J. Smith 1 yd run (Karty kick)	8-86	5:08
	00:00	VANDY - Cam Johnson 26 yd pass from Wright	8-75	1:44

	Stanford	Vanderbilt
FIRST DOWNS	20	23
RUSHES-YARDS (NET)	27-204	44-247
PASSING YDS (NET)	218	151
Passes Att-Comp-Int	29-19-0	40-18-1
TOTAL OFFENSE PLAYS-YARDS	56-422	84-398
Fumble Returns-Yards	0-0	0-0
Punt Returns-Yards	4-82	1-0
Kickoff Returns-Yards	2-71	0-0
Interception Returns-Yards	1-6	0-0
Punts (Number-Avg)	4-44.8	6-45.2
Fumbles-Lost	0-0	0-0
Penalties-Yards	8-53	7-66
Possession Time	28:38	31:22
Third-Down Conversions	2 of 9	5 of 18
Fourth-Down Conversions	1 of 2	4 of 4
Red-Zone Scores-Chances	5-6	3-3
Sacks By: Number-Yards	1-9	1-3

RUSHING: Stanford-Austin Jones 7-80; Nathaniel Peat 5-51; Casey Filkins 4-38; E.J. Smith 5-26; Tanner McKee 4-9; Isaiah Sanders 1-0; Benjami Yurosek 1-0. Vanderbilt-Rocko Griffin Jr. 19-107; Re'Mahn Davis 12-76; Mike Wright 3-36; Ken Seals 7-16; James Ziglor III 2-8; Patrick Smith 1-4.

PASSING: Stanford-Tanner McKee 19-29-0-218. Vanderbilt-Ken Seals 16-37-1-120; Mike Wright 2-3-0-31.

RECEIVING: Stanford-Brycen Tremayne 5-54; Elijah Higgins 4-31; Benjami Yurosek 2-47; Jay Symonds 2-31; E.J. Smith 2-8; John Humphreys 1-26; Austin Jones 1-9; Houston Heimuli 1-7; Nathaniel Peat 1-5. Vanderbilt-Chris Pierce Jr. 6-52; Will Sheppard 6-43; Cam Johnson 2-28; Gavin Schoenwald 1-19; Amir Abdur-Rahman 1-5; Devin Boddie Jr. 1-3; Rocko Griffin Jr. 1-1.

INTERCEPTIONS: Stanford-Jimmy Wyrick 1-6. Vanderbilt-None.

FUMBLES: Stanford-None. Vanderbilt-None.

TACKLES (UA-A): Stanford-Kyu Blu Kelly 5-3; Gabe Reid 6-1; Jordan Fox 6-1; Stephen Herron 5-2; Zahran Manley 4-2; Kend Williamson 1-5; Jimmy Wyrick 4-0; Thomas Booker 3-1; Levani Damuni 3-1; Noah Williams 3-0; Tangalo Kaufusi 2-0; Ricky Miezan 1-1; Aaron Armitage 0-2; J Mangum-Farrar 0-2; Tobin Phillips 0-2; Mitch Leigber 1-0; Sinclair,Trista 0-1; Franklin,Anthon 0-1; Lynch,Jake 0-1. Vanderbilt-Anfernee Orji 5-1; Dashaun Jerkins 4-1; De'Rickey Wright 2-2; GabeJeudy-Lally 2-1; Brendon Harris 2-1; Ethan Barr 2-1; Michael Owusu 1-2; AllanGeorge 2-0; Chris Pierce Jr. 2-0; Nate Clifton 2-0; Lorenza Surgers 2-0; Feleti Afemui 2-0; Jaylen Mahoney 2-0; Alex Williams 1-1; Raashaan Wilkins Jr. 1-1;Daevion Davis 1-1; Errington Truesdell 1-0; Chase Lloyd 1-0; Amir Abdur-Rahman 1-0; Michael Spencer 1-0; James Ziglor III 1-0.

Commodores Succumb to Cardinal

NASHVILLE, Tenn. - Stanford quarterback Tanner McKee threw for 218 yards and two touchdowns and the Cardinal used a 13-point blitz at the end of the first half to pull away from Vanderbilt 41-23 at Vanderbilt Stadium.

The Commodores (1-2) were outscored 27-9 after having tied the game at 14-14 in the second quarter.

Vanderbilt got 107 rushing yards from Rocko Griffin and 247 as a team. Quarterback Ken Seals finished 16 of 37 for 120 yards and a touchdown, but was also intercepted once. The Does were 5-for-18 on third down.

The Cardinal averaged 7.5 yards per play in the victory.

Stanford wasted little time finding the end zone a little more than 2 1/2 minutes into the contest. A 61-yard run by Austin Jones set up the Cardinal inside the 10 before McKee took an option keeper to the right and scored untouched from seven yards out.

Vanderbilt countered immediately with a 14-play drive that resulted in a Re'Mahn Davis 1-yard touchdown run on a 4th-and-goal call. Davis was hit at the line but spun and twisted across the goal line to knot the score at 7-7 with 7:35 left in the opening quarter.

The Cardinal needed just 4 1/2 minutes to retake the lead and went ahead 14-7 on Nathaniel Peat's 21-yard touchdown sprint through the left side of the line.

Vandy's defense stood tall early in the second quarter by stuffing a 4th-and-goal run that could have put the Cardinal up two scores.

That momentum shift led to the Commodores marching 98 yards down the field with precision and poise on 14 plays, the last of which was a Seals 3-yard pass into the left corner of the end zone for Devin Boddie. That tied the game at 14-14 with 4:19 to go in the half.

Stanford (2-1) got a 46-yard field goal from Joshua Karty with 1:53 left in the quarter - and then the Cardinal defense caught a break.

Jimmy Wyrick picked off a Seals pass at the Vandy 31 and, one play later, McKee hit Brycen Tremayne with a 5-yard jump ball into the left side of the end zone.

The Cardinal weren't quite done either. A 3-and-out from the Vandy offense followed by a long Casey Filkins punt return set up Karty for a 35-yard field goal. His kick was true as time expired making it 27-14.

Stanford scored 13 points in the final 1:53 of the half, a half in which it averaged 8.9 yards per play.

After the Cardinal defense forced a punt to start the second half the Stanford offense quickly put another touchdown on the board with a four-play, 55-yard drive that was polished off by McKee's 5-yard touchdown pass to fullback Jay Symonds. The score read 34-14 after 3 1/3 minutes of the third quarter.

Joseph Bulovas helped Vandy cut into the deficit with a 34-yard field goal three minutes later.

Neither team scored again until E.J. Smith punched in a 1-yard touchdown run with 1:44 to go. Quarterback Mike Wright found Cam Johnson for a 26-yard touchdown pass as time expired.

Davis finished with 76 yards rushing and a touchdown on 12 carries before leaving the contest in the third quarter with an injury. Jones totaled 80 yards on the ground for the Cardinal.

2021 Game Recaps

Vanderbilt vs. No. 2 Georgia Sept. 25 • Nashville, Tenn.

	1	2	3	4	Final
Georgia (4-0)	35	3	17	7	62
Vanderbilt (1-3)	0	0	0	0	0

Qtr	Time	Team - Scoring Play	Plays-Yards	TOP
1st	11:21	UGA - Brock Bowers 12 yd run (Podlesny kick)	5-49	1:53
	08:02	UGA - Brock Bowers 25 yd pass from Daniels (Podlesny kick)	6-63	2:28
	07:11	UGA - Zamir White 1 yd run (Podlesny kick)	2-4	0:40
	06:42	UGA - Ladd McConkey 12 yd pass from Daniels (Podlesny kick)	2-21	0:17
	03:08	UGA - Ladd McConkey 24 yd run (Podlesny kick)	5-71	2:15
2nd	00:15	UGA - Jack Podlesny 31 yd field goal	6-36	0:44
3rd	10:57	UGA - Brock Bowers 29 yd pass from Bennett (Podlesny kick)	7-72	3:59
	08:11	UGA - Kenny McIntosh 4 yd run (Podlesny kick)	5-61	2:05
	04:17	UGA - Jack Podlesny 36 yd field goal	6-16	2:05
4th	13:06	UGA - Daijun Edwards 15 yd run (Podlesny kick)	7-47	3:47

	Georgia	Vanderbilt
FIRST DOWNS	29	4
RUSHES-YARDS (NET)	48-238	28-53
PASSING YDS (NET)	293	24
Passes Att-Comp-Int	28-21-1	18-5-2
TOTAL OFFENSE PLAYS-YARDS	76-531	46-77
Fumble Returns-Yards	1-16	0-0
Punt Returns-Yards	2-19	0-0
Kickoff Returns-Yards	1-19	4-62
Interception Returns-Yards	2-20	1-0
Punts (Number-Avg)	2-35.0	9-42.3
Fumbles-Lost	2-0	2-1
Penalties-Yards	4-17	4-29
Possession Time	37:16	22:44
Third-Down Conversions	6 of 14	2 of 13
Fourth-Down Conversions	0 of 1	0 of 1
Red-Zone Scores-Chances	7-8	0-0
Sacks By: Number-Yards	1-10	0-0

RUSHING: Georgia-Zamir White 9-47; Daijun Edwards 10-46; Kenny McIntosh 8-36; Stetson Bennett 5-35; James Cook 8-35; Ladd McConkey 1-24; Brock Bowers 1-12; Sevaughn Clark 2-4; Carson Beck 1-2.
Vanderbilt-Mike Wright 8-41; Patrick Smith 6-13; Rocko Griffin Jr. 8-7; Dylan Betts-Pauley 2-0; James Zigor III 2-minus 2; Ken Seals 2-minus 6.

PASSING: Georgia-Stetson Bennett 11-15-1-151; JT Daniels 9-10-0-131; Carson Beck 1-3-0-11.
Vanderbilt-Ken Seals 2-9-1-8; Mike Wright 3-9-1-16.

RECEIVING: Georgia-Brock Bowers 4-69; Ladd McConkey 4-62; Jermaine Burton 4-46; Adonai Mitchell 3-40; Kearis Jackson 2-35; Joh FitzPatrick 1-28; Jackson Meeks 1-11; Justin Robinson 1-6; Jaylen Johnson 1-minus 4.
Vanderbilt-Rocko Griffin Jr. 2-6; Cam Johnson 1-10; Chris Pierce Jr. 1-6; Devin Boddie Jr. 1-2.

INTERCEPTIONS: Georgia-Christopher Smith 1-20; Kamari Lassiter 1-0.
Vanderbilt-Ethan Barr 1-0.

FUMBLES: Georgia-Kenny McIntosh 1-0; Adonai Mitchell 1-0.
Vanderbilt-James Zigor III 1-1; Cam Johnson 1-0.

TACKLES (UA-A): Georgia-Robert Beal Jr. 3-0; Jalen Carter 2-1; Tramel Walthour 2-1; Smith, Nolan 2-1; Latavious Brini 1-2; Nakobe Dean 1-2; Jackson Meeks 2-0; Zion Logue 2-0; Chaz Chambliss 1-1; Lewis Cine 1-1; Warren Brinson 1-1; Channin Tindall 1-1; Tykee Smith 1-1; Tymon Mitchell 0-2; Javon Bullard 1-0; Derion Kendrick 1-0; Daniel, David 1-0; Kamari Lassiter 1-0; MJ Sherman 0-1; Kelee Ringo 0-1; Devonte Wyatt 0-1; Bill Norton 0-1; Vanderbilt-Maxwell Worship 8-1; Michael Owusu 4-3; Ethan Barr 3-3; Anfernee Orji 4-1; Allan George 4-0; Marlen Sewell 4-0; Brendon Harris 2-2; Jaylen Mahoney 2-1; Daevion Davis 2-1; Gabe Jeudy-Lally 2-1; Elijah McAllister 1-2; Nate Clifton 2-0; Devin Lee 1-1; Justin Harris 1-1; Dashaun Jerkins 0-2; Marcus Bradley 1-0; Errington Truesdell 1-0.

Dogs Too Much for Dore

NASHVILLE, Tenn. - Visiting No. 2 Georgia put up 35 points in less than 12 minutes to begin the day and never looked back in a 62-0 win over Vanderbilt at Vanderbilt Stadium.

The Commodores turned the ball over twice in the first quarter and didn't earn a first down until the end of the opening period. Georgia scored a touchdown on each of its first five drives to leave no doubt.

Georgia opened the scoring by marching 37 yards to the Vandy 12 where tight end Brock Bowers took an end around past right end for a touchdown run making it 7-0. Three minutes later, on a third-down play, JT Daniels found Bowers on a 25-yard touchdown pass putting the Bulldogs up 14-0 midway through the opening period.

Vanderbilt return man James Zigor fumbled the ensuing kickoff and Daijun Edwards returned it to the 4 going in. One play later Zamir White plunged in from a yard out making it 21-0.

Vandy's next offensive play evolved into a Ken Seals interception into the arms of safety Christopher Smith. Moments later Daniels found Ladd McConkey on a 12-yard touchdown pass into the right corner of the end zone making it 28-0.

McConkey put the Bulldogs up 35-0 with a 24-yard touchdown run on a reverse around left end. There remained 3:08 in the first quarter at that point.

But Vanderbilt caught its breath and settled down from there. The Commodore defense got an interception from Ethan Barr and fourth-down stop inside the five to keep Georgia off the scoreboard for much of the second quarter.

Jack Podlesny's 31-yard field goal just before halftime sent the teams to the locker room with the scoreboard reading 38-0.

Vanderbilt finished with 50 yards of offense – 44 of which were on the ground – in the first half and went 1 of 7 on third down. Georgia, meanwhile, averaged 7.6 yards per play.

The Bulldogs began the third quarter with a 29-yard touchdown pass from Stetson Bennett to Bowers. Kenny McIntosh punched in a 4-yard scoring run less than three minutes later making it 52-0.

Podlesny booted a 36-yard field goal putting the Bulldogs ahead 55-0 going into the fourth quarter.

Edwards scored on a 15-yard touchdown run to begin the fourth quarter putting the Bulldogs up 62-0 and providing the final margin.

Daniels finished 9-for-10 passing for 121 yards and two touchdowns. Bowers made four grabs for 69 yards and two scores.

Vanderbilt, which dropped its 14th SEC game in a row, finished with 77 total yards of offense and went 5 of 18 passing.

2021 Game Recaps

Vanderbilt vs. UConn Oct. 2 • Nashville, Tenn.

	1	2	3	4	Final
UConn (0-6)	6	10	0	12	28
Vanderbilt (2-3)	3	14	0	13	30

Qtr	Time	Team - Scoring Play	Plays-Yards	TOP
1st	10:52	UConn - Joe McFadden 38 yd field goal	10-50	4:03
	07:28	UConn - Joe McFadden 44 yd field goal	9-30	2:22
	03:12	VANDY - Joseph Bulovas 39 yd field goal	9-54	4:16
2nd	14:12	VANDY - Will Sheppard 26 yd pass from Seals (Bulovas kick)	6-80	2:36
	10:28	UConn - Joe McFadden 31 yd field goal	8-44	2:37
	04:00	VANDY - Rocko Griffin Jr. 1 yd run (Bulovas kick)	13-77	6:21
4th	11:16	VANDY - Joseph Bulovas 27 yd field goal	14-76	6:03
	08:19	VANDY - Will Sheppard 38 yd pass from Seals (Bulovas kick)	4-67	1:24
	05:21	UConn - Kevens Clercius 8 yd pass from Krajewski (Rose pass failed)	9-79	2:53
	01:07	UConn - Steve Krajewski 17 yd run (Turner pass failed)	8-78	1:54

	UConn	Vanderbilt
FIRST DOWNS	24	23
RUSHES-YARDS (NET)	37-192	33-106
PASSING YDS (NET)	331	333
Passes Att-Comp-Int	43-24-2	40-27-1
TOTAL OFFENSE PLAYS-YARDS	80-523	73-439
Fumble Returns-Yards	0-0	0-0
Punt Returns-Yards	0-0	0-0
Kickoff Returns-Yards	6-150	4-74
Interception Returns-Yards	1-2	2-1
Punts (Number-Avg)	2-44.5	5-42.4
Fumbles-Lost	0-0	1-1
Penalties-Yards	12-102	5-60
Possession Time	29:21	30:39
Third-Down Conversions	4 of 15	6 of 16
Fourth-Down Conversions	3 of 4	2 of 2
Red-Zone Scores-Chances	3-5	3-3
Sacks By: Number-Yards	1-6	2-16

RUSHING: UConn-Nate Carter 24-123; Steve Krajewski 6-42; Tyl Phommachanh 1-18; Kevin Mensah 4-10; Brian Brewton 1-2; Hero Maurisseau 1-minus 3.
Vanderbilt-Rocko Griffin Jr. 19-77; Patrick Smith 6-30; Ken Seals 8-minus 1.

PASSING: UConn-Steve Krajewski 18-34-2-264; Tyl Phommachanh 5-7-0-41; Jay Rose 1-2-0-26.
Vanderbilt-Ken Seals 27-40-1-333.

RECEIVING: UConn-Jay Rose 5-91; Keelan Marion 4-102; Kevens Clercius 4-68; Aaron Turner 3-12; Brian Brewton 3-3; Kevin Mensah 2-15; Brand Niemenski 1-26; Hero Maurisseau 1-9; Nate Carter 1-5
Vanderbilt-Chris Pierce Jr. 9-103; Will Sheppard 8-119; Devin Boddie Jr. 6-66; Rocko Griffin Jr. 2-10; Ben Bresnahan 1-30; Patrick Smith 1-5.

INTERCEPTIONS: UConn-Jackson Mitchell 1-2.
Vanderbilt-Maxwell Worship 1-1; Gabe Jeudy-Lally 1-0.

FUMBLES: UConn-None.
Vanderbilt-Maxwell Worship 1-1.

TACKLES (UA-A): UConn-Ian Swenson 8-1; Travis Jones 6-1; Jackson Mitchell 5-2; Jeremy Lucien 5-1; Eric Watts 4-1; Durante Jones 4-0; Wortham,Tre 4-0; Jalon Ferrell 2-1; Hunter Webb 2-1; D.J. Morgan 2-0; Malik Dixon 2-0; Stan Cross 2-0; Jordan Morrison 2-0; Dalmon Gouridine 1-1; Marquayveon Evans 1-0; Kevon Jones 1-0.
Vanderbilt-Ethan Barr 5-4; Dashaun Jenkins 7-1; Jaylen Mahoney 6-1; Nate Clifton 5-2; Maxwell Worship 4-1; Anfernee Orji 3-2; Brendon Harris 3-1; Daevion Davis 1-3; Lorenza Surgers 2-1; Gabe Jeudy-Lally 2-0; Allan George 1-1; Elijah McAllister 1-1; Alex Williams 1-0; Errington Truesdell 1-0; Michael Owusu 1-0; CJ Taylor 1-0; Brayden Bapst 1-0; Chase Lloyd 1-0; Chris Pierce Jr. 1-0; Tyrell Alexander 1-0; Marcus Bradley 1-0; Devin Lee 0-1; Raashaan Wilkins Jr. 0-1.

Bulovas at the Buzzer

NASHVILLE, Tenn. - Joseph Bulovas connected on a 31-yard field goal as time expired, and Vanderbilt broke a seven-game home losing streak by defeating Connecticut 30-28 at Vanderbilt Stadium.

Bulovas' kick capped a seven-play, 47-yard drive over the final 1:07 of the game after the Commodores had seen a 27-16, fourth-quarter lead evaporate. But a personal foul on a kickoff return and a pass interference penalty on the Huskies helped Vandy slide down the field into position to win.

The winning kick snapped Vanderbilt's slide of eight home defeats in a row and nine defeats in a row at Vanderbilt Stadium against FBS opponents.

Clinging to a 17-16 lead to start the fourth quarter, Vanderbilt got a 27-yard field goal from Bulovas for a 20-16 cushion.

On the ensuing possession, Gabe Jeudy-Lally picked up his first career interception on the Vanderbilt 33 yard line with 9:43 to play. That set up a rapid, four-play scoring drive that saw Ken Seals hit Will Sheppard on a 38-yard touchdown pass to make it 27-16.

Sheppard used a double move to streak free down the right seam, then he spun free from two defenders to waltz into the end zone. Vandy looked to be in great shape.

But Connecticut answered with an impressive drive that covered 79 yards in a little less than three minutes. Steven Krajewski, on the drive's ninth play, hit Kevens Clercius with an eight-yard touchdown pass with 5:21 on the clock.

Their attempt at a two-point conversion was unsuccessful, leaving the score at 27-22.

Connecticut forced a Vandy 3-and-out and then went 78 yards in less than two minutes to take a 28-27 lead on Krajewski's 17-yard quarterback keeper straight up the gut. That left 1:07 on the clock for the Commodores.

Just enough time for Bulovas' heroics.

Seals finished 27 of 40, passing for 333 yards and two touchdowns, while Sheppard caught eight balls for 119 yards and two scores.

Connecticut opened the scoring Saturday with the initial drive of the ballgame. A Joe McFadden 38-yard field goal capped a 10-play, 50-yard drive and gave the visitors a 3-0 lead.

McFadden added a 45-yard field goal at the 7:28 mark of the first quarter, putting UConn ahead 6-0.

Vandy finally dented the scoreboard four minutes later, thanks to a 39-yard field goal off the right foot of Bulovas. That completed a nine-play, 54-yard scoring drive for the Commodores.

A 26-yard touchdown pass from Seals to Sheppard – on the first play of the second quarter – gave Vanderbilt its first lead of the day. On 3rd and 8, Seals dropped back and hit Sheppard in stride down the right sideline for the score, making it 10-6.

McFadden's third field goal of the night was of the 31-yard variety and made the score 10-9 with 10:28 left in the half.

Vanderbilt answered emphatically with a 13-play drive that ate more than six minutes off the clock and chewed up 77 yards. Rocko Griffin polished off the series with a 1-yard touchdown run untouched through the left side of the line, giving the Dores a 17-9 lead.

The Huskies got some momentum back going into halftime when, faced with a 4th-and-8 from the Vandy 40, Krajewski threw a 40-yard touchdown pass to Keelan Marion.

That put the scoreboard at 17-16 in favor of Vanderbilt going into the locker room.

Vandy defense came up big twice in the third quarter with a third-down stop inside the 5 that led to a missed field goal and a fourth-down stop on its own 17 on the heels of a Seals interception. Those plays were a major reason Vandy took that 17-16 advantage into the final period.

Season-by-Season Records • Head Coach Records

Season	W	L	T	Head Coach
1890	1	0	--	Elliott H. Jones
1891	3	1	--	Elliott H. Jones
1892	4	4	--	Elliott H. Jones
1893	6	1	--	W.J. Keller
1894	7	1	--	Henry Thornton
1895	5	3	1	C.L. Upton
1896	3	2	2	R.G. Acton
1897	6	0	1	R.G. Acton
1898	1	5	--	R.G. Acton
1899	7	2	--	J.L. Crane
1900	4	4	1	J.L. Crane
1901	6	1	1	W.H. Watkins
1902	8	1	--	W.H. Watkins
1903	6	1	1	J.H. Henry
1904	9	0	--	Dan McGugin
1905	7	1	--	Dan McGugin
1906	8	1	--	Dan McGugin
1907	5	1	1	Dan McGugin
1908	7	2	1	Dan McGugin
1909	7	3	--	Dan McGugin
1910	8	0	1	Dan McGugin
1911	8	1	--	Dan McGugin
1912	8	1	1	Dan McGugin
1913	5	3	--	Dan McGugin
1914	2	6	--	Dan McGugin
1915	9	1	--	Dan McGugin
1916	7	1	1	Dan McGugin
1917	5	3	--	Dan McGugin
1918	4	2	--	Ray Morrison
1919	5	1	2	Dan McGugin
1920	5	3	1	Dan McGugin
1921	7	0	1	Dan McGugin
1922	8	0	1	Dan McGugin
1923	5	2	1	Dan McGugin
1924	6	3	1	Dan McGugin
1925	6	3	--	Dan McGugin
1926	8	1	--	Dan McGugin
1927	8	1	2	Dan McGugin
1928	8	2	--	Dan McGugin
1929	7	2	--	Dan McGugin
1930	8	2	--	Dan McGugin
1931	5	4	--	Dan McGugin
1932	6	1	2	Dan McGugin
1933	4	3	3	Dan McGugin
1934	6	3	--	Dan McGugin
1935	7	3	--	Ray Morrison
1936	3	5	1	Ray Morrison
1937	7	2	--	Ray Morrison
1938	6	3	--	Ray Morrison
1939	2	7	1	Ray Morrison
1940	3	6	1	Red Sanders
1941	8	2	--	Red Sanders
1942	6	4	--	Red Sanders
1943	5	0	--	E.H. Alley
1944	3	0	1	Doby Bartling
1945	3	6	--	Doby Bartling
1946	5	4	--	Red Sanders
1947	6	4	--	Red Sanders
1948	8	2	1	Red Sanders
1949	5	5	--	Bill Edwards
1950	7	4	--	Bill Edwards
1951	6	5	--	Bill Edwards
1952	3	5	2	Bill Edwards
1953	3	7	--	Art Guepe
1954	2	7	--	Art Guepe
1955	8	3	--	Art Guepe
1956	5	5	--	Art Guepe
1957	5	3	2	Art Guepe

1958	5	2	3	Art Guepe
1959	5	3	2	Art Guepe
1960	3	7	--	Art Guepe
1961	2	8	--	Art Guepe
1962	1	9	--	Art Guepe
1963	1	7	2	Jack Green
1964	3	6	1	Jack Green
1965	2	7	1	Jack Green
1966	1	9	--	Jack Green
1967	2	7	1	Bill Pace
1968	5	4	1	Bill Pace
1969	4	6	--	Bill Pace
1970	4	7	--	Bill Pace
1971	4	6	1	Bill Pace
1972	3	8	--	Bill Pace
1973	5	6	--	Steve Sloan
1974	7	3	2	Steve Sloan
1975	7	4	--	Fred Pancoast
1976	2	9	--	Fred Pancoast
1977	2	9	--	Fred Pancoast
1978	2	9	--	Fred Pancoast
1979	1	10	--	George MacIntyre
1980	2	9	--	George MacIntyre
1981	4	7	--	George MacIntyre
1982	8	4	--	George MacIntyre
1983	2	9	--	George MacIntyre
1984	5	6	--	George MacIntyre
1985	3	7	1	George MacIntyre
1986	1	10	--	Watson Brown
1987	4	7	--	Watson Brown
1988	3	8	--	Watson Brown
1989	1	10	--	Watson Brown
1990	1	10	--	Watson Brown
1991	5	6	--	Gerry DiNardo
1992	4	7	--	Gerry DiNardo
1993	5	6	--	Gerry DiNardo
1994	5	6	--	Gerry DiNardo
1995	2	9	--	Rod Dowhower
1996	2	9	--	Rod Dowhower
1997	3	8	--	Woody Widenhofer
1998	2	9	--	Woody Widenhofer
1999	5	6	--	Woody Widenhofer
2000	3	8	--	Woody Widenhofer
2001	2	9	--	Woody Widenhofer
2002	2	10	--	Bobby Johnson
2003	2	10	--	Bobby Johnson
2004	2	9	--	Bobby Johnson
2005	5	6	--	Bobby Johnson
2006	4	8	--	Bobby Johnson
2007	5	7	--	Bobby Johnson
2008	7	6	--	Bobby Johnson
2009	2	10	--	Bobby Johnson
2010	2	10	--	Robbie Caldwell
2011	6	7	--	James Franklin
2012	9	4	--	James Franklin
2013	9	4	--	James Franklin
2014	3	9	--	Derek Mason
2015	4	8	--	Derek Mason
2016	6	7	--	Derek Mason
2017	5	7	--	Derek Mason
2018	6	7	--	Derek Mason
2019	3	9	--	Derek Mason
2020	0	9	--	Derek Mason
2021	2	3	--	Clark Lea
131 seasons	611	641	50	

Head Coach	Seasons	W	L	T
Elliott H. Jones	1890-92	8	5	--
W.J. Keller	1893	6	1	--
Henry Thornton	1894	7	1	--
C.L. Upton	1895	5	3	1
R.G. Acton	1896-98	10	7	3
J.L. Crane	1899-1900	11	6	1
W.H. Watkins	1901-02	14	2	1
J.H. Henry	1903	6	1	--
Dan McGugin •	1904-34	197	55	19
Ray Morrison	1918, 1935-39	29	22	2
Red Sanders ••	1940-48	36	22	2
E.H. Alley	1943	5	0	--
Doby Bartling	1944-45	6	6	1
Bill Edwards	1949-52	21	19	2
Art Guepe	1953-62	39	54	7
Jack Green	1963-66	7	29	4
Bill Pace	1967-72	22	38	3
Steve Sloan	1973-74	12	9	2
Fred Pancoast	1975-78	13	31	--
George MacIntyre	1979-85	25	52	1
Watson Brown	1986-90	10	45	--
Gerry DiNardo	1991-94	19	25	--
Rod Dowhower	1995-96	4	18	--
Woody Widenhofer	1997-2001	15	40	--
Bobby Johnson	2002-09	29	66	--
Robbie Caldwell	2010	2	10	--
James Franklin	2011-13	24	15	--
Derek Mason	2014-20	27	56	--
Clark Lea	2021	2	3	--
131 seasons		611	641	50

• McGugin missed the 1918 season on military duty during World War I.

•• Sanders missed the 1943-45 seasons on military duty during World War II.

Unbeaten (8)

1944	3-0-1	Doby Bartling
1943	5-0-0	E.H. Alley
1922	8-0-1	Dan McGugin
1921	7-0-1	Dan McGugin
1910	8-0-1	Dan McGugin
1904	9-0-0	Dan McGugin
1897	6-0-1	R.G. Acton
1890	1-0-0	Elliott H. Jones

Nine-Win Seasons (4)

2013	9-4	James Franklin
2012	9-4	James Franklin
1915	9-1	Dan McGugin
1904	9-0	Dan McGugin

Eight-Win Seasons (13)

1982	8-4	George MacIntyre
1955	8-3	Art Guepe
1948	8-2-1	Red Sanders
1941	8-2	Red Sanders
1930	8-2	Dan McGugin
1928	8-2	Dan McGugin
1927	8-1-2	Dan McGugin
1926	8-1	Dan McGugin
1922	8-0-1	Dan McGugin
1912	8-1-1	Dan McGugin
1911	8-1	Dan McGugin
1910	8-0-1	Dan McGugin
1902	8-1	W.H. Watkins

The Last Time

Vanderbilt

Score three or more touchdowns.....	Ke'Shawn Vaughn vs. Baylor (3 • 12.27.18)
Score four or more touchdowns.....	Earl Bennett vs. Kentucky (5 • 11.12.05)
Three passing touchdowns.....	Kyle Shurmur vs. Tennessee (3 • 11.24.18)
Four or more passing touchdowns.....	Kyle Shurmur at Tennessee (4 • 11.25.17)
Five or more passing touchdowns.....	Johnny McCrary vs. Old Dominion (5 • 11.1.14)
200 or more passing yards	Ken Seals vs. UConn (333 • 10.2.21)
300 or more passing yards.....	Ken Seals vs. UConn (333 • 10.2.21)
400 or more passing yards	Kyle Shurmur vs. Tennessee (416 • 11.26.16)
70-yard completion.....	Riley Neal-Chris Pierce Jr. at Purdue (75 • 9.7.19)
100 or more rushing yards.....	Rocko Griffin vs. Stanford (107 • 9.18.21)
200 or more rushing yards.....	Ke'Shawn Vaughn vs. Baylor (243 • 12.27.18)
300 or more rushing yards	Frank Mordica vs. Air Force (321 • 11.18.78)
70-yard rush.....	Ke'Shawn Vaughn vs. Tennessee State (78 • 9.29.18)
Three or more rushing touchdowns.....	Ke'Shawn Vaughn at Arkansas (3 • 10.27.18)
100 or more receiving yards....	Will Sheppard and Chris Pierce Jr. vs. UConn (119, 103 • 10.2.21)
200 or more receiving yards.....	Trent Sherfield vs. Austin Peay (240 • 9.1.15)
Two touchdown receptions	Will Sheppard vs. UConn (2 • 10.2.21)
Three or more touchdown receptions	Earl Bennett vs. Richmond (3 • 9.1.07)
Kickoff return for touchdown	Darrius Sims vs. South Carolina (100 • 9.12.14)
Punt return for touchdown	Jonathan Krause at Wake Forest (83 • 11.24.12)
Interception return for touchdown	Randall Haynie vs. LSU (47 • 9.21.19)
Fumble return for touchdown	Allan George vs. Kentucky (67 • 11.16.19)
Three or more field goals made.....	Joseph Bulovas (3 • 10.2.21)
50-yard field goal.....	Joseph Bulovas vs. East Tennessee State (53 • 9.4.21)
60-yard punt	Harrison Smith at Colorado State (66 • 9.11.21)
70-yard punt	Tommy Openshaw vs. Missouri (78 • 10.24.15)
10 or more tackles	Anfernee Orji and Ethan Barr at Colorado State (13, 11 • 9.11.21)
Three or more tackles for loss	Anfernee Orji vs. UConn (3.0 • 10.2.21)
Forced multiple fumbles.....	LaDarius Wiley at Missouri (2 • 11.10.18)
Two or more sacks	Dayo Odeyingbo at Missouri (2.0 • 11.28.20)
Three or more sacks.....	Charles Wright at Middle Tennessee (3.0 • 9.2.17)
Two or more interceptions.....	Tae Daley at Florida (2 • 11.9.19)
Blocked punt	Allan George at Colorado State (9.11.21)
Blocked punt returned for touchdown	Stephen Weatherly vs. UMass (11 • 9.13.14)
Blocked field goal.....	Cameron Tidd vs. East Tennessee State (11.23.19)
Blocked PAT	Nifae Lealao at Middle Tennessee (9.2.17)
Safety	Team at Texas A&M (9.26.20)
30 or more first downs	at Mississippi State (30 • 11.7.20)
500 or more yards of total offense.....	vs. Tennessee State (553 • 9.29.18)
300 or more passing yards.....	vs. UConn (333 • 10.2.21)
400 or more passing yards.....	at Purdue (420 • 9.7.19)
200 or more rushing yards	vs. Stanford (247 • 9.18.21)
300 or more rushing yards.....	vs. Tennessee State (358 • 10.22.16)
400 or more rushing yards.....	vs. Presbyterian (410 • 9.15.12)
40 points or more	at Arkansas (45 • 10.27.18)
Held opponent under 100 total yards	vs. Chattanooga (93 • 9.6.03)
Held opponent under 200 total yards	vs. East Tennessee State (105 • 11.23.19)
Held opponent under 250 total yards	at Mississippi State (204 • 11.7.20)
Held opponent under 100 rushing yards	at Mississippi State (-22 • 11.7.20)
Held opponent under 100 passing yards	vs. East Tennessee State (68 • 11.23.19)
Shut out opponent.....	vs. East Tennessee State (11.23.19)

Opponent

Score three or more touchdowns.....	Larry Rountree • Missouri (3 • 11.28.20)
Score four or more touchdowns.....	Ja'Marr Chase • LSU (4 • 9.21.19)
Three passing touchdowns	Matt Corral • Ole Miss (6 • 10.31.20)
Four or more passing touchdowns.....	Matt Corral • Ole Miss (6 • 10.31.20)
200 or more passing yards	Steven Krajewski • UConn (264 • 10.2.21)
300 or more passing yards	Connor Bazelak • Missouri (318 • 11.28.20)
400 or more passing yards	Matt Corral • Ole Miss (412 • 10.31.20)
70-yard completion.....	Bailey-Jones Jr. • Tennessee (74 • 12.12.20)
100 or more rushing yards	Nate Carter • UConn (123 • 10.2.21)
200 or more rushing yards	Eric Gray • Tennessee (246 • 11.30.19)
Three or more rushing touchdowns.....	Larry Rountree • Missouri (3 • 11.28.20)
70-yard rush.....	Chris Rodriguez • Kentucky (74 • 11.14.20)
100 or more receiving yards.....	Keelan Marion • UConn (102 • 10.2.21)
200 or more receiving yards.....	Elijah Moore • Ole Miss (238 • 9.21.19)
Three or more touchdown receptions	Elijah Moore • Ole Miss (3 • 9.21.19)
Kickoff return for touchdown	Nyheim Hines • NC State (100 • 12.26.16)
Punt return for touchdown	Rashaud Floyd • Missouri (74 • 11.18.17)
Interception return for touchdown	Bryce Thompson • Tennessee (18 • 12.12.20)
Fumble return for touchdown	Stephen Scott • East Tennessee State (27 • 9.4.21)
Three or more field goals made.....	Tyler Keltner • East Tennessee State (3 • 9.4.21)
50-yard field goal.....	Rodrigo Blankenship • Georgia (50 • 8.31.19)
70-yard punt	Ryan Janvion • Wake Forest (71 • 11.30.13)
10 or more tackles.....	Dequan Jackson • Colorado State (12 • 9.11.21)
Three or more tackles for loss	Ernest Jones • South Carolina (3.0 • 10.10.20)
Two or more sacks	Aaron Sterling • South Carolina (2.0 • 11.2.19)
Two or more interceptions.....	Donovan Stiner • Florida (2 • 11.9.19)
Blocked punt	Micah Baskerville • LSU (9.21.19)
Blocked punt returned for touchdown	Micah Baskerville • LSU (9.21.19)
Blocked field goal.....	Sharrif Floyd • Florida (11.5.11)
Blocked PAT	D.J. Wonnun • South Carolina (10.28.17)
Safety	Marquis Haynes • Ole Miss (10.14.17)
30 or more first downs	Missouri (31 • 11.28.20)
500 or more yards of total offense.....	UConn (523 • 10.2.21)
300 or more passing yards	UConn (331 • 10.2.21)
400 or more passing yards	Ole Miss (449 • 10.31.20)
200 or more rushing yards	Georgia (241 • 9.25.21)
300 or more rushing yards	Kentucky (308 • 11.14.20)
400 or more rushing yards	Kentucky (401 • 11.16.19)
40 points or more	Georgia (62 • 9.25.21)
Held Vanderbilt under 200 total yards	Georgia (77 • 9.25.21)
Held Vanderbilt under 100 rushing yards.....	Georgia (53 • 9.25.21)
Held Vanderbilt under 100 passing yards	Georgia (24 • 9.25.21)
Shut out Vanderbilt	Georgia (9.25.21)