



Vanderbilt (7-12, 2-5) vs. #22/21 Tennessee (13-5, 4-3)
Knoxville, Tenn. - Thompson-Boling Arena - 6 p.m. CT

TV: ESPNU

TV Talent: Kevin Fitzgerald (pxp), Sean Harrington (talent)

Radio: Vanderbilt Radio Network from IMG College, vucommodores.com

Radio Talent: Joe Fisher (pxp), Tim Thompson (analyst)

Satellite Radio: Sirius 138, XM 191

Live Stats: vucommodores.com

Twitter Updates: @VandyMBB



Vanderbilt Athletic Communications

2601 Jess Neely Drive, Nashville, TN 37212

phone: 615-322-4121

www.vucommodores.com

VANDERBILT SCHEDULE/RESULTS

NOVEMBER

| Date | VU | Opp | Opponent | Time/Result | TV/Rec. |
|---------|----|-------|----------------|-------------|---------|
| Nov. 10 | - | - | Austin Peay# | W, 73-54 | 1-0 |
| Nov. 13 | - | - | Belmont | L, 60-69 | 1-1 |
| Nov. 17 | - | - | UNC Asheville# | W, 79-76 | 2-1 |
| Nov. 19 | - | 10/10 | USC | L, 89-93 OT | 2-2 |

| | | | | | |
|---------|---|-------|------------|----------|-----|
| Nov. 23 | - | RV/25 | Virginia | L, 42-68 | 2-3 |
| Nov. 24 | - | 20/20 | Seton Hall | L, 59-72 | 2-4 |

NIT Season Tip-Off, Brooklyn, N.Y.

| | | | | | |
|---------|---|---|---------|----------|-----|
| Nov. 28 | - | - | Radford | W, 74-62 | 3-4 |
|---------|---|---|---------|----------|-----|

DECEMBER

| Date | VU | Opp | Opponent | Time | TV/Rec. |
|---------|----|-----|-----------------|----------|----------|
| Dec. 3 | - | - | Kansas State | L, 79-84 | 3-5 |
| Dec. 6 | - | - | M. Tennessee | L, 63-66 | 3-6 |
| Dec. 17 | - | 5/6 | Arizona State | L, 64-76 | 3-7 |
| Dec. 20 | - | - | Houston Baptist | W, 81-48 | 4-7 |
| Dec. 22 | - | - | Alcorn State | W, 92-51 | 5-7 |
| Dec. 30 | - | - | Florida* | L, 74-81 | 5-8, 0-1 |

JANUARY

| Date | VU | Opp | Opponent | Time | TV/Rec. |
|---------|----|-------|--------------|----------|-----------|
| Jan. 2 | - | - | Alabama* | W, 76-75 | 6-8, 1-1 |
| Jan. 6 | - | - | S. Carolina* | L, 60-71 | 6-9, 1-2 |
| Jan. 9 | - | 24/23 | Tennessee* | L, 84-92 | 6-10, 1-3 |
| Jan. 13 | - | 21/20 | Kentucky* | L, 67-74 | 6-11, 1-4 |
| Jan. 16 | - | - | Miss. State* | L, 62-80 | 6-12, 1-5 |
| Jan. 20 | - | - | LSU* | W, 77-71 | 7-12, 2-5 |
| Jan. 23 | - | 22/21 | Tennessee* | 6 p.m. | ESPNU |
| Jan. 27 | - | - | TCU* | 3 p.m. | ESPN2 |
| Jan. 30 | - | - | Kentucky* | 8 p.m. | ESPN |

FEBRUARY

| Date | VU | Opp | Opponent | Time | TV/Rec. |
|---------|----|-----|--------------|-----------|------------|
| Feb. 3 | - | - | Auburn* | 7:30 p.m. | SECN |
| Feb. 7 | - | - | Georgia* | 7:30 p.m. | SECN |
| Feb. 10 | - | - | Arkansas* | 7:30 p.m. | SECN |
| Feb. 14 | - | - | Miss. State* | 6 p.m. | SECN |
| Feb. 17 | - | - | Florida* | 3 p.m. | ESPN/ESPN2 |
| Feb. 20 | - | - | LSU* | 8 p.m. | SECN |
| Feb. 24 | - | - | Texas A&M* | 3 p.m. | ESPN/2 |
| Feb. 27 | - | - | Missouri* | 6 p.m. | ESPN/2 |

MARCH

| Date | VU | Opp | Opponent | Time | TV/Rec. |
|--------|----|-----|-----------|-----------|---------|
| Mar. 3 | - | - | Ole Miss* | 7:30 p.m. | SECN |

ALL TIMES CENTRAL

RANKINGS: AP/ESPN *SEC GAME; #NIT Season Tip-Off, Nashville, Tenn.; %SEC/Big 12 Challenge;

GAME INFORMATION



2017-18 Record: 7-12, 2-5 SEC
Head Coach: Bryce Drew
Career Record: 150-77 (7)
VU Record: 26-28 (2)

2017-18 LEADERS

Points: Jeff Roberson (15.1)
Rebounds: Jeff Roberson (7.4)
Assists: Saben Lee (3.4)
Blocks: Djery Baptiste (1.2)

SERIES INFORMATION

Series Record: Tenn. leads, 119-75.
Last Meeting: Tenn. win, 92-84, on 1/9/18 at Memorial Gym.
Record at Vanderbilt: VU leads 50-37.
Record at Tennessee: UT leads 73-24.
Record at Neutral Site: UT leads 9-1.
Coach Drew vs. Tennessee: Coach Drew is 1-2 against Tennessee.



2017-18 Record: 13-5, 4-3 SEC
Head Coach: Rick Barnes
Career Record: 648-354 (31)
Tennessee Record: 44-40 (3)













2017-18 LEADERS

Points: Grant Williams (16.4)
Rebounds: Grant Williams (6.3)
Assists: James Daniel (3.5)
Blocks: Kyle Anderson (1.8)

QUICK HITTERS

- ★ Vanderbilt snapped a four-game losing skid on Saturday when they came away with a 77-71 victory over LSU at Memorial Gym. Senior Riley LaChance scored 26 points, one point shy of his career high to lead Vanderbilt in the game. Senior Jeff Roberson added 20 points, and freshman Saben Lee tallied 12 points in the win - 10 of which came in 2nd half.
- ★ Vanderbilt limited LSU to 21.1% from three, and kept freshman star guard Tremont Waters in check. He only scored seven points on 3-12 shooting and 1-6 from three.
- ★ In seven league games, Lee is the conference's leading freshman scorer with 14.9 points per game.
- ★ Jeff Roberson is the team's leading scorer and rebounder in all games, averaging 15.1 points and 7.4 rebounds per game. Roberson is second in the SEC in double doubles, fourth in the SEC in all games in rebounding, sixth in free throw percentage, and third in defensive rebounding. In league games only, he is seventh in field goal percentage (.500).
- ★ Vanderbilt has won its last three meetings in Knoxville, the second time the Commodores have come away with three straight wins at Tennessee (1955, 56, and 57). The Commodores have never won four straight in Knoxville.
- ★ In the three wins in Knoxville in the last three years, Vanderbilt has made a combined 34 threes (34-84, 40.5%) and limited the Volunteers to only 23.8% from three (15-63) and 33.0% from the field (65-197).
- ★ Roberson eclipsed the 1,000-point barrier in his career with his 21-point game against Alcorn State. He joins two other 1,000-point scorers on this year's roster - Riley LaChance and Matthew Fisher-Davis. There has been only one other class of Vanderbilt players to have three 1,000-point scorers - the vaunted "F Troop" - Butch Feher, Joe Ford, and Jeff Fosnes in 1976.
- ★ Matthew Fisher Davis adds 11.9 points per game, Riley LaChance 11.4 points per game, and Saben Lee pitches in 11.1 points per game.
- ★ LaChance has 1,243 career points and Fisher-Davis has 1,219 points, and are 29th and 30th on Vanderbilt's all-time scoring list, respectively, and are second and third among current players in SEC in scoring. Georgia's Yante Maten is the conference's current career leader. Roberson is sixth in the SEC in career points with 1,117 points.
- ★ LaChance, who has 375 career assists, is now 9th on Vanderbilt's all-time assist list after surpassing Al McKinney against Florida (351 career assists). Drew Maddux is eighth on the list with 394 assists.
- ★ The Commodores have used 10 different starting lineups this season, with their 10th coming against Mississippi State (Lee, LaChance, Willis, Roberson, Baptiste).
- ★ The Commodores have already played six ranked opponents this season in USC (#10/#10), Virginia (RV/#25), Seton Hall (#20/#20), Arizona State (#5/#6), Tennessee (#24/#23), and Kentucky (#21/#20) the most in the SEC. The four ranked non-conference opponents is the most by a Commodore team since 1988, when Vanderbilt also played four (11/22 - #2 Michigan, L, 66-91; 11/27 - #16 Ohio State, L, 82-97; 11/30 - #13 Louisville, W, 65-62; 12/7 - #8 North Carolina, L, 77-89).
- ★ This season's non-conference schedule features eight games against teams who played in the postseason a year ago. Five opponents, USC, Seton Hall, Virginia, Kansas State, and Middle Tennessee, all played in the 2017 NCAA Tournament, with NIT participant Belmont, 2017 NIT Champion TCU, and CollegeInsider.com Tournament team UNC Asheville also on the challenging slate. KenPom.com has Vanderbilt's strength of schedule at 6 as of January 18.
- ★ Commodore head coach Bryce Drew, now in his second season, led the Commodores to the NCAA Tournament in his first season in Nashville, marking the first time in the history of the program a first-year Vanderbilt coach led his team to the tournament. Overall, the Commodores made their 15th appearance in the NCAA Tournament and their first back-to-back appearances since making three consecutive tournaments from 2010-12.



| 01 |  | SABEN LEE G ★ 6-2 ★ 174 ★ Fr. ★ Phoenix, Ariz. | <table><tr><th>PPG</th><th>RPG</th><th>APG</th><th>SPG</th><th>BPG</th><th>MPG</th></tr><tr><td>11.0</td><td>2.6</td><td>3.4</td><td>1.2</td><td>0.3</td><td>25.4</td></tr></table> | PPG | RPG | APG | SPG | BPG | MPG | 11.0 | 2.6 | 3.4 | 1.2 | 0.3 | 25.4 | NOTES: 6'2 guard from Phoenix, Ariz...Made 16 starts so far in 2017-18...Leading freshman scorer in SEC games only with 14.9 ppg...Scored a career-high 24 points at Arizona State...Scored in double figures 10 times this year...Son of former FSU/NFL great Amp Lee. | CAREER HIGHS Pts. - 24, vs. Ariz. St. (12/17/17) Rebs. - 8, at Belmont (11/13/17) Ast. - 7, vs. Austin Peay (11/10/17) Min. - 38, vs. Ariz. St. (12/17/17) |
|---|---|--|---|-----|------|-----|-----|-----|-----|------|-----|-----|-----|------|---|--|--|
| | PPG | RPG | APG | SPG | BPG | MPG | | | | | | | | | | | |
| 11.0 | 2.6 | 3.4 | 1.2 | 0.3 | 25.4 | | | | | | | | | | | | |
|  | PAYTON WILLIS G ★ 6-4 ★ 182 ★ So. ★ Fayetteville, Ark. | <table><tr><th>PPG</th><th>RPG</th><th>APG</th><th>SPG</th><th>BPG</th><th>MPG</th></tr><tr><td>4.7</td><td>1.7</td><td>1.2</td><td>0.5</td><td>0.1</td><td>16.8</td></tr></table> | PPG | RPG | APG | SPG | BPG | MPG | 4.7 | 1.7 | 1.2 | 0.5 | 0.1 | 16.8 | NOTES: Made 2nd start of season vs. LSU...Scored season-high 10 points and dished out 4 assists in 28 minutes of action at Florida in SEC opener...Played career-high 35 minutes vs. LSU...3rd Commodore from Arkansas and 1st since Ralph Childs (1955-56). | CAREER HIGHS Pts. - 17, vs. Butler (11/24/16) Rebs. - 5, 2x, last vs. MT (12/6/17) Ast. - 8, vs. Santa Clara (11/25/16) Min. - 35, vs. LSU (1/20/18) | |
| PPG | RPG | APG | SPG | BPG | MPG | | | | | | | | | | | | |
| 4.7 | 1.7 | 1.2 | 0.5 | 0.1 | 16.8 | | | | | | | | | | | | |
| 2 |  | JOE TOYE G/F ★ 6-7 ★ 206 ★ Jr. ★ Chicago, Ill. | <table><tr><th>PPG</th><th>RPG</th><th>APG</th><th>SPG</th><th>BPG</th><th>MPG</th></tr><tr><td>4.6</td><td>1.9</td><td>0.8</td><td>0.3</td><td>0.4</td><td>17.5</td></tr></table> | PPG | RPG | APG | SPG | BPG | MPG | 4.6 | 1.9 | 0.8 | 0.3 | 0.4 | 17.5 | NOTES: Scored a season-high 14 points against Arizona State...Made nine starts this season...Played in all 33 games in 2016-17 and started the last 11...Set new career high with 18 points vs. TAMU in 2017 SEC Tournament; made career-best five threes. | CAREER HIGHS Pts. - 18, vs. TAMU (3/9/17) Rebs. - 6, 2x, last at TAMU (1/31/17) Ast. - 4, at Arkansas (2/7/17) Min. - 38, vs. Florida (3/10/17) |
| PPG | RPG | APG | SPG | BPG | MPG | | | | | | | | | | | | |
| 4.6 | 1.9 | 0.8 | 0.3 | 0.4 | 17.5 | | | | | | | | | | | | |
| 3 |  | LARRY AUSTIN, JR. G ★ 6-2 ★ 182 ★ Jr. ★ Springfield, Ill. | <table><tr><th>PPG</th><th>RPG</th><th>APG</th><th>SPG</th><th>BPG</th><th>MPG</th></tr><tr><td>3.0</td><td>1.7</td><td>1.4</td><td>0.2</td><td>0.0</td><td>14.1</td></tr></table> | PPG | RPG | APG | SPG | BPG | MPG | 3.0 | 1.7 | 1.4 | 0.2 | 0.0 | 14.1 | NOTES: Sat out last year after transferring from Xavier University... Scored career-high 13 points and dished out career-best 6 assists vs. USC...Also played a career-high 32 minutes vs. USC...Played 60 games with the Musketeers from 2014-16. | CAREER HIGHS Pts. - 13, vs. USC (11/19/17) Rebs. - 6, vs. Wright St. (12/8/15) Ast. - 6, vs. USC (11/19/17) Min. - 32, vs. USC (11/19/17) |
| PPG | RPG | APG | SPG | BPG | MPG | | | | | | | | | | | | |
| 3.0 | 1.7 | 1.4 | 0.2 | 0.0 | 14.1 | | | | | | | | | | | | |
| 5 |  | MATTHEW FISHER-DAVIS G ★ 6-5 ★ 186 ★ Sr. ★ Charlotte, N.C. | <table><tr><th>PPG</th><th>RPG</th><th>APG</th><th>SPG</th><th>BPG</th><th>MPG</th></tr><tr><td>11.9</td><td>5.1</td><td>1.3</td><td>1.2</td><td>0.6</td><td>27.7</td></tr></table> | PPG | RPG | APG | SPG | BPG | MPG | 11.9 | 5.1 | 1.3 | 1.2 | 0.6 | 27.7 | NOTES: Scored season-high 31 points against USC; also tied career high with 11 rebounds... first 30-10 game for VU since A.J. Ogilvy (33 points, 10 rebounds at LSU, 3/4/09)...Made 269 career three pointers...30th on VU's all-time scoring list. | CAREER HIGHS Pts. - 33, vs. Auburn (1/4/17) Rebs. - 11, 2x, last vs. USC (11/19/17) Ast. - 5, at Ole Miss (3/7/15) Min. - 41, at Arkansas (1/5/16) |
| PPG | RPG | APG | SPG | BPG | MPG | | | | | | | | | | | | |
| 11.9 | 5.1 | 1.3 | 1.2 | 0.6 | 27.7 | | | | | | | | | | | | |
| 10 |  | MAXWELL EVANS G ★ 6-2 ★ 186 ★ Fr. ★ Houston, Texas | <table><tr><th>PPG</th><th>RPG</th><th>APG</th><th>SPG</th><th>BPG</th><th>MPG</th></tr><tr><td>3.2</td><td>1.4</td><td>0.4</td><td>0.3</td><td>0.0</td><td>10.8</td></tr></table> | PPG | RPG | APG | SPG | BPG | MPG | 3.2 | 1.4 | 0.4 | 0.3 | 0.0 | 10.8 | NOTES: Made 4th start of career vs. Tennessee... Scored 9 points in career-high 24 minutes vs. Alabama... Tallied career-high 14 points vs. Houston Baptist...Averaged 32.7 points, 7.1 rebounds, 6.5 assists, 3.2 steals, and 2.0 blocks as a senior at Bellaire HS. | CAREER HIGHS Pts. - 14, vs. Hou. Baptist (12/20/17) Rebs. - 4, at S.C. (1/6/18) Ast. - 2, vs. UNCA (11/17/17) Min. - 24, vs. Alabama (1/2/18) |
| PPG | RPG | APG | SPG | BPG | MPG | | | | | | | | | | | | |
| 3.2 | 1.4 | 0.4 | 0.3 | 0.0 | 10.8 | | | | | | | | | | | | |
| 11 |  | JEFF ROBBERSON F ★ 6-6 ★ 220 ★ Sr. ★ Houston, Texas | <table><tr><th>PPG</th><th>RPG</th><th>APG</th><th>SPG</th><th>BPG</th><th>MPG</th></tr><tr><td>15.1</td><td>7.4</td><td>1.3</td><td>0.7</td><td>0.3</td><td>32.3</td></tr></table> | PPG | RPG | APG | SPG | BPG | MPG | 15.1 | 7.4 | 1.3 | 0.7 | 0.3 | 32.3 | NOTES: Has six double-doubles on the season...Team's leading scorer and rebounder...2nd in SEC in double-doubles, 10th in SEC in scoring, 4th in rebounding, sixth in FT%...Scored in double figures in 59 games in his career...Eclipsed 1,000-pt barrier vs. Alcorn. | CAREER HIGHS Pts. - 23, vs. Miss. St. (2/25/17) Rebs. - 16, vs. Minnesota (12/3/16) Ast. - 6, vs. Iowa State (1/28/17) Min. - 42, vs. USC (11/19/17) |
| PPG | RPG | APG | SPG | BPG | MPG | | | | | | | | | | | | |
| 15.1 | 7.4 | 1.3 | 0.7 | 0.3 | 32.3 | | | | | | | | | | | | |
| 12 |  | DJERY BAPTISTE C ★ 6-10 ★ 235 ★ R-So. ★ Gonaives, Haiti | <table><tr><th>PPG</th><th>RPG</th><th>APG</th><th>SPG</th><th>BPG</th><th>MPG</th></tr><tr><td>3.9</td><td>4.7</td><td>0.2</td><td>0.3</td><td>1.1</td><td>19.1</td></tr></table> | PPG | RPG | APG | SPG | BPG | MPG | 3.9 | 4.7 | 0.2 | 0.3 | 1.1 | 19.1 | NOTES: Made 9th start of the season vs. LSU... Tallied career highs in points (13), field goals made (5), and minutes played (25) vs. UNC Asheville...Grabbed career-high 9 rebounds vs. Kansas State...Speaks four languages. | CAREER HIGHS Pts. - 13, vs. UNCA (11/17/17) Rebs. - 9, at Kansas St. (12/3/17) Ast. - 1, at Dayton (12/21/16) Min. - 34, vs. USC (11/19/17) |
| PPG | RPG | APG | SPG | BPG | MPG | | | | | | | | | | | | |
| 3.9 | 4.7 | 0.2 | 0.3 | 1.1 | 19.1 | | | | | | | | | | | | |
| 13 |  | RILEY LACHANCE G ★ 6-2 ★ 185 ★ Sr. ★ Brookfield, Wis. | <table><tr><th>PPG</th><th>RPG</th><th>APG</th><th>SPG</th><th>BPG</th><th>MPG</th></tr><tr><td>11.4</td><td>3.1</td><td>2.9</td><td>0.3</td><td>0.0</td><td>28.9</td></tr></table> | PPG | RPG | APG | SPG | BPG | MPG | 11.4 | 3.1 | 2.9 | 0.3 | 0.0 | 28.9 | NOTES: Tallied a career-high 27 points against Radford - was 10-10 from FT line...Scored in double figures in 66 career games...Tallied 26 points in win over LSU...4th in SEC in 3FG%...Shot 48.6% last year, 3rd-best 3FG% season in VU history...29th on VU's all-time scoring list. | CAREER HIGHS Pts. - 27, vs. Radford (11/28/17) Rebs. - 9, vs. Missouri (2/21/15) Ast. - 8, at Ole Miss (3/7/15) Min. - 42, 2x, last vs. Tenn. (2/11/15) |
| PPG | RPG | APG | SPG | BPG | MPG | | | | | | | | | | | | |
| 11.4 | 3.1 | 2.9 | 0.3 | 0.0 | 28.9 | | | | | | | | | | | | |
| 14 |  | ISAIAH RICE G ★ 5-11 ★ 189 ★ Fr. ★ Indianapolis, Ind. | <table><tr><th>PPG</th><th>RPG</th><th>APG</th><th>SPG</th><th>BPG</th><th>MPG</th></tr><tr><td>0.5</td><td>0.0</td><td>0.0</td><td>0.0</td><td>0.0</td><td>3.0</td></tr></table> | PPG | RPG | APG | SPG | BPG | MPG | 0.5 | 0.0 | 0.0 | 0.0 | 0.0 | 3.0 | NOTES: Came to Vanderbilt as a walk on after playing at Park Tudor High School in Indianapolis, Ind... Two-year captain who averaged 15.0 points, 3.0 assists, 2.0 rebounds, and 1.0 steals per game in his senior season...Scored first point of his career vs. Alcorn State. | CAREER HIGHS Pts. - 1, vs. Alcorn St. (12/22/17) Rebs. - Ast. - Min. - 1, vs. Hou. Baptist (12/20/17) |
| PPG | RPG | APG | SPG | BPG | MPG | | | | | | | | | | | | |
| 0.5 | 0.0 | 0.0 | 0.0 | 0.0 | 3.0 | | | | | | | | | | | | |
| 15 |  | CLEVON BROWN F ★ 6-8 ★ 233 ★ So. ★ San Antonio, Texas | <table><tr><th>PPG</th><th>RPG</th><th>APG</th><th>SPG</th><th>BPG</th><th>MPG</th></tr><tr><td>3.7</td><td>2.6</td><td>0.2</td><td>0.3</td><td>0.9</td><td>13.4</td></tr></table> | PPG | RPG | APG | SPG | BPG | MPG | 3.7 | 2.6 | 0.2 | 0.3 | 0.9 | 13.4 | NOTES: Made third start of his career at South Carolina...Had 6 points and 3 rebounds vs. Tennessee... Scored a career-high 13 points in win over Austin Peay... Ranked as the 9th-best player in the state of Texas out of HS...Made first career start against Seton Hall. | CAREER HIGHS Pts. - 13, vs. Austin Peay (11/10/17) Rebs. - 6, 2x, last at UF (12/30/17) Ast. - 1, 3x, last vs. MT (12/6/17) Min. - 25, vs. Austin Peay (11/10/17) |
| PPG | RPG | APG | SPG | BPG | MPG | | | | | | | | | | | | |
| 3.7 | 2.6 | 0.2 | 0.3 | 0.9 | 13.4 | | | | | | | | | | | | |
| 50 |  | EJIKE OBINNA F/C ★ 6-10 ★ 234 ★ Fr. ★ Enugu, Nigeria | <table><tr><th>PPG</th><th>RPG</th><th>APG</th><th>SPG</th><th>BPG</th><th>MPG</th></tr><tr><td>3.6</td><td>2.8</td><td>0.0</td><td>0.0</td><td>0.2</td><td>10.6</td></tr></table> | PPG | RPG | APG | SPG | BPG | MPG | 3.6 | 2.8 | 0.0 | 0.0 | 0.2 | 10.6 | NOTES: 6'10 center originally from Enugu, Nigeria, who attended the Virginia Academy in Ashburn, Va., was a 4-star prospect by ESPN.com and Rivals.com... Made four starts this season...Scored career-high 14 points at Miss. State in 22 minutes of action. | CAREER HIGHS Pts. - 14, at Miss. State (1/16/18) Rebs. - 7, vs. Virginia (11/23/17) Ast. - Min. - 22, at Miss. State (1/16/18) |
| PPG | RPG | APG | SPG | BPG | MPG | | | | | | | | | | | | |
| 3.6 | 2.8 | 0.0 | 0.0 | 0.2 | 10.6 | | | | | | | | | | | | |



IBAS

HENRY
GENE
MOE
CLARENCE

1,632
WINS

SUTTONS

EDDIE
SCOTT
SEAN

1,173
WINS

DREWS

HOMER
SCOTT
BRYCE

1,098
WINS

ALL-TIME WINNINGEST COLLEGIATE COACHING FAMILIES

The Drew family is now third on the all-time winningest collegiate coaching family in college basketball history with 1,098 wins.

Homer Drew - 640

(Bethel College - 252; IU-South Bend - 17; Valparaiso - 371)

Scott Drew - 308

(Valparaiso - 20; Baylor - 288)

Bryce Drew - 150

(Valparaiso - 124; Vanderbilt -25)

ABOUT TENNESSEE

QUICK FACTS

LocationKnoxville, Tenn.
Founded1794
Conference.....SEC
Enrollment.....28,052
Nickname.....Volunteers
Colors.....Orange and White
Home ArenaThompson-Boling Arena (21,678)
President.....Dr. Joe DiPietro
Athletics Director.....Phil Fulmer
Basketball Staff
Head Coach.....Rick Barnes
Record Overall648-354 (31)
Tennessee Record44-40 (3)
Assistant CoachesRob Lanier, Michael Schwartz,
Desmond Oliver

★ Tennessee enters the game with a 13-5 overall record and a 4-3 mark in SEC play after knocking off South Carolina, 70-63, in Columbia on Saturday.

★ Grant Williams leads three Tennessee players in double figures with 16.4 points per game. Admiral Schofield (13.2) and Lamonte Turner (10.0) also add double digits for the Volunteers.

★ Tennessee is the Commodores' most-played opponent - Tuesday's meeting will be the 195th all-time meeting, with the first meeting coming in the 1921-22 campaign.

★ The Commodores have won their last three games in Knoxville against Tennessee, their first three-game win streak at Tennessee since 1955, 56, and 57. Vanderbilt has never won four consecutive games in Knoxville.

★ Vanderbilt is 10-16 all-time against ranked Tennessee opponents and 3-11 against ranked Volunteer teams in Knoxville.

★ Tennessee won an earlier meeting this year between the two teams, 92-84, on January 9 in Nashville.

A COMMODORE WIN WOULD...

★ Be Vanderbilt's first road win of the season and their first over a ranked team this season.

★ Be Vanderbilt's fourth win in a row in Knoxville. Vanderbilt has never won four consecutive games in Knoxville.

★ Even the season series with Tennessee at 1-1.

STAT COMPARISON

| | VU | | TENN | |
|--------------------|------|------|------|------|
| | All | SEC | All | SEC |
| Record | 7-12 | 2-5 | 13-5 | 4-3 |
| Scoring Offense | 71.3 | 71.4 | 77.7 | 77.9 |
| Scoring Defense | 71.7 | 77.7 | 69.2 | 74.6 |
| Scoring Margin | -0.4 | -6.3 | +8.4 | +3.3 |
| FG% | .422 | .441 | .448 | .459 |
| FG% Defense | .441 | .474 | .414 | .452 |
| 3FG% | .324 | .331 | .383 | .362 |
| 3FG% Defense | .321 | .358 | .348 | .363 |
| Free Throw % | .726 | .703 | .762 | .789 |
| Rebounding | 35.2 | 31.6 | 36.3 | 33.9 |
| Rebounding Margin | +0.7 | -3.9 | +1.8 | +1.4 |
| Turnovers/game | 12.1 | 11.0 | 12.9 | 11.6 |
| Opponent Turnovers | 10.2 | 8.9 | 15.4 | 12.7 |
| Steals | 4.9 | 4.1 | 7.0 | 6.6 |
| Blocks | 3.7 | 3.6 | 5.3 | 4.4 |

VU Staff Can Score

The Vanderbilt men's basketball staff has combined to score a total of 5,486 collegiate points, with head coach Bryce Drew leading the way with 2,142 points. Here's a breakdown of the staff's scoring totals.

| | |
|---|--------------|
| Head Coach Bryce Drew, Valparaiso | 2,142 |
| Asst. Coach Casey Shaw, Toledo | 1,562 |
| Assoc. Head Coach Roger Powell, Jr., Illinois | 1,178 |
| Asst. Coach Jake Diebler, Valparaiso | 586 |
| Total | 5,468 |

Memorial Gym = 1,000

The matchup with Texas A&M last season on February 16 was the 1,000th game of record played in Memorial Gym, the SEC's oldest basketball facility that opened in the 1952-53 season.

The Commodores have a 790-225 record at the facility, a winning percentage of .779.

SEC Three-Point Leaders

Of the top 20 season 3 pt FG %'s in SEC history, Vanderbilt has 5 of them.

4. Billy McCaffrey (51.2%, 1993)

7. Barry Booker (50.0%, 1987)

T9. Riley LaChance (48.6%)

12. John Jenkins (48.3%, 2010)

16. Shan Foster (46.9%, 2008).

On the top 20 SEC career 3-point % list with at least 300 attempts, Vanderbilt has six guys.

2. Booker 46%

3. McCaffrey 44.6%

8. Scott Draud 43.8%

8. Jenkins 43.8%

14. Dan Cage 42.6%

19. Foster 42.1%

Career and Single-Season Lists

Matthew Fisher-Davis is sixth in 3's made in a career with 269. Riley LaChance's 48.6% from three clip in 2016-17 was Vanderbilt's 3rd-best all-time and is 10th on VU's all-time 3's made list (213).

Roberson Double Doubles

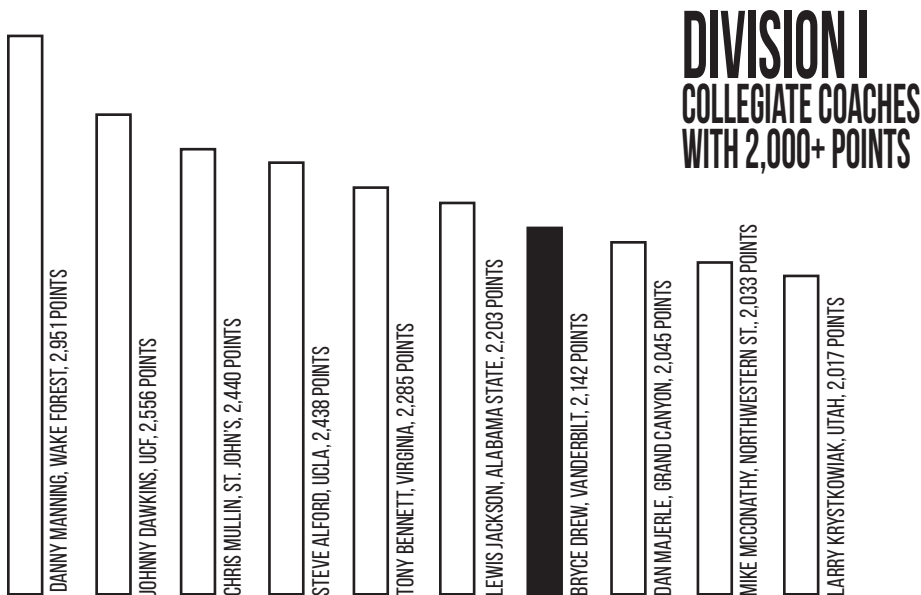
Jeff Roberson has six double doubles on the season, the most in a season by a Commodore since Damian Jones had seven in the 2015-16 season. Seven is the most by a Commodore since Will Perdue had 10 in his junior season (1986-87) and 16 in his senior season (1987-88).

SEC Strength of Schedule

Entering league play, here's a look at KenPom's strength of schedule among league teams (1/18).

| | | | |
|----------------------|-----------|-----------------|-----|
| 1. Tennessee | 1 | 8. Missouri | 22 |
| 2. Florida | 8 | 9. Georgia | 24 |
| 3. Vanderbilt | 10 | 10. Ole Miss | 41 |
| 4. Texas A&M | 11 | 11. S. Carolina | 44 |
| 5. Kentucky | 15 | 12. Auburn | 69 |
| 6. Alabama | 16 | 13. LSU | 83 |
| 7. Arkansas | 18 | 14. Miss. St. | 220 |





CONSENSUS TOP 10 2018 RECRUITING CLASS

Head coach Bryce Drew and his staff have assembled quite the recruiting class for 2018, with the Commodores receiving commitments from two five-star players, Darius Garland and Simi Shittu, and four-star wing player Aaron Nesmith. Most recruiting services have Vanderbilt in the top 10 nationally for their 2018 class. The Commodores, who had only signed one five-star player in the history of the program (John Jenkins, November of 2008), signed Garland and Shittu within a nine-day span. Garland and Shittu were named to the McDonald's All-American Teams on January 16, 2018, Vanderbilt's first ever selections.



- ★ Attends Brentwood Academy in Brentwood, Tenn.
- ★ Five-star prospect - McDonald's All-American
- ★ Ranked as the second-best point guard in the 2018 class by most recruiting services.
- ★ Rated the 10th-best prospect in 2018 class by 247sports.com, 11th by ESPN.com and 15th-best prospect by Rivals.com.
- ★ A two-time Mr. Basketball for the state of Tennessee, Garland averaged 23.4 points, 3.9 rebounds and 2.1 steals as a junior at Brentwood Academy, where he helped lead the Eagles to a 30-2 record. -



- ★ Plays at Porter-Gaud High School in Charleston, S.C
- ★ Four-star prospect by most recruiting services
- ★ One of nation's top shooters in class of 2018
- ★ Averaged 19.1 points per game as a junior and led his Cyclone team to two South Carolina Independent School Association state titles as a sophomore and a junior.
- ★ Named the Charleston Post and Courier's Lowcountry player of the year on two different occasions.



- ★ Attends the Vermont Academy but hails from Burlington, Ontario, Canada.
- ★ Five-Star Prospect - McDonald's All-American
- ★ 6th-ranked player in 2018 class by ESPN.com, 8th-ranked player by 247Sports.com and Rivals.com
- ★ This summer, he was named the MVP of the NBPA Top 100 camp with 18.1 points and 7.7 rebounds per game, leading the camp in both categories.

700th SEC Win

Vanderbilt is in its 85th SEC season and is a charter member of the league. All time against current members of the conference, Vanderbilt is 711-698.

1,018

Vanderbilt has made a 3-pointer in 1,018 consecutive games, a streak which began at the inception of the 3-point line in 1986-87. The Commodores rank third only to UNLV and Kentucky for the longest streak in Division I basketball. Vanderbilt, UNLV and Princeton are the only three schools in college basketball to have made at least one 3-pointer in every game played since the 3-point line was implemented.

NBA Commodores

Vanderbilt was one of only three schools (Kentucky, Washington) with two first-round selections in the 2016 NBA Draft when Wade Baldwin IV was drafted 17th by the Memphis Grizzlies and Damian Jones was selected 30th by the Golden State Warriors. Baldwin IV and Jones became the sixth and seventh first-round picks, respectively, in the history of the program, joining Will Perdue in 1988 (11th, Chicago), Jeff Turner in 1984 (7th, New Jersey), Clyde Lee in 1966 (3rd, San Francisco), and John Jenkins (23rd, Atlanta), and Festus Ezeli (30th, Golden State) in 2012. The Commodores have had five NBA Draft selections since 2012.

VU Career 3's Made

| PLAYER, YEARS | 3FGM | 3FGA | PCT. |
|----------------------------------|------------|------------|-------------|
| 1. Shan Foster, 2005-08 | 367 | 872 | .421 |
| 2. John Jenkins, 2010-12 | 306 | 699 | .438 |
| 3. Ronnie McMahan, 1992-95 | 296 | 774 | .382 |
| 4. Scott Draud, 1987-88, 90-91 | 288 | 657 | .438 |
| 5. Frank Seckar, 1993-96 | 278 | 675 | .419 |
| 6. M. Fisher-Davis, 2015- | 269 | 685 | .393 |
| 7. Barry Booker, 1986-89 | 246 | 535 | .460 |
| 8. Sam Howard, 1998-2002 | 238 | 653 | .364 |
| 9. Drew Maddux, 1994-98 | 226 | 641 | .353 |
| 10. Riley LaChance, 2015- | 218 | 529 | .412 |

10 or more threes

The Commodores made 10 or more threes for the seventh time in 2017-18 against Tennessee on Jan. 9. In 2016-17, Vanderbilt made 10 or more threes in 18 games in 2016-17 and were 14-4 in those games.


VU All-Time Scoring List

| | |
|--|--------------|
| 25. Will Perdue, 1984-88 | 1,281 |
| 26. Jeff Turner, 1981-84 | 1,271 |
| 27. Jermaine Beal, 2006-10 | 1,253 |
| 28. Brad Tinsley, 2009-12 | 1,252 |
| 29. Riley LaChance, 2015- | 1,243 |
| 30. Matthew Fisher-Davis, 2015- | 1,219 |
| 31. Thorpe Weber, 1969-71 | 1,209 |
| 32. Al Rochelle, 1954-57 | 1,206 |
| 33. Jim Henry, 1956-59 | 1,198 |
| 34. Joe Ford, 1973-76 | 1,193 |
| 35. Billy Joe Adcock, 1947-50 | 1,190 |
| 36. Brett Burrow, 1983-86 | 1,149 |
| 37. Babe Taylor, 1953-56 | 1,144 |





HEAD COACH BRYCE DREW



THE DREW FILE

High School: Valparaiso (Ind.), '94

College: Bachelor of Arts In Sports Management, Valparaiso, '98

Family: Wife, Tara, son Bryson (3)



DREW THROUGH THE YEARS

| Year | School | Position | W-L | Conf. | Postseason |
|--|-------------------|-----------------|----------------|--------------|-----------------------------------|
| 2018 | Vanderbilt | Head Coach | 7-12 | 2-5 | - |
| 2017 | Vanderbilt | Head Coach | 19-16 | 10-8 | NCAA First Round |
| 2016 | Valparaiso | Head Coach | 30-7 | 16-2 | NIT Finals |
| 2015 | Valparaiso | Head Coach | 28-6 | 13-3 | NCAA Second Round |
| 2014 | Valparaiso | Head Coach | 18-16 | 9-7 | Colleg Insider.com First Round |
| 2013 | Valparaiso | Head Coach | 26-8 | 13-3 | NCAA Second Round |
| 2012 | Valparaiso | Head Coach | 22-12 | 14-4 | NIT First Round |
| 2011 | Valparaiso | Assistant Coach | 23-12 | 12-6 | Colleg Insider.com First Round |
| 2010 | Valparaiso | Assistant Coach | 15-17 | 10-8 | - |
| 2009 | Valparaiso | Assistant Coach | 9-22 | 5-13 | - |
| 2008 | Valparaiso | Assistant Coach | 22-14 | 9-9 | College Basketball Invite 2nd Rd. |
| 2007 | Valparaiso | Assistant Coach | 16-15 | 9-5 | - |
| 2006 | Valparaiso | Assistant Coach | 17-12 | 8-8 | - |
| 2005 | Valencia (Spain) | Player | 38-14 | | Champions League Second Round |
| 2004 | New Orleans (NBA) | Player | 41-41 | | East 1st round |
| 2003 | New Orleans (NBA) | Player | 47-35 | | East 1st round |
| 2002 | Charlotte (NBA) | Player | 44-38 | | East Semifinals |
| 2001 | Chicago (NBA) | Player | 15-67 | | - |
| 2000 | Houston (NBA) | Player | 34-48 | | - |
| 1999 | Houston (NBA) | Player | 31-19 | | West 1st round |
| 1998 | Valparaiso | Player | 23-10 | 13-3 | NCAA Regional Semifinals |
| 1997 | Valparaiso | Player | 24-7 | 13-3 | NCAA First Round |
| 1996 | Valparaiso | Player | 22-10 | 13-5 | NCAA First Round |
| 1995 | Valparaiso | Player | 20-8 | 14-4 | - |
| Head Coach Totals | | | 150-77 | 77-32 | |
| Totals at Vanderbilt (Head Coach) | | | 26-28 | 12-13 | |
| Totals at Valparaiso (Head Coach) | | | 124-49 | 65-19 | |
| Totals at Valparaiso (Assistant) | | | 102-92 | 53-49 | |
| Totals at Valparaiso (playing) | | | 89-35 | 53-15 | |
| Totals as NBA Player | | | 212-248 | | |

| | |
|--------------|---|
| 3 | Three-time Conference Coach of the Year |
| 25 | Averaged 25 wins a year in five years at Valparaiso |
| 27 | 27th coach in Vanderbilt basketball history, and ninth of the modern era. |
| 5 | Postseason appearances as a head coach, including three in the NCAA Tournament and two in the NIT. |
| 16 | Coached 16 All-Conference honorees. |
| 30 | Won 30 games with Valparaiso in 2015-16. |
| 2,142 | Career points scored at Valparaiso - the 2nd most in the program's history. He is also the program's leader in 3-pointers made (364) and assists (626). |
| 2 | Two-time NABC District 12 Coach of the Year |
| 6 | Played six seasons in the NBA... Two with Houston, one with Chicago, and three with Charlotte/New Orleans |
| 1,000 | Scored over 1,000 points in his NBA career. |
| 12 | Played alongside 12 NBA All-Stars |
| 3 | Played with three players named among the Top 50 NBA Players of All Time - Charles Barkley, Hakeem Olajuwon, and Scottie Pippin |
| 18 | Has won 18 or more games each season as a head coach. |



**VANDERBILT
ATHLETIC COMMUNICATIONS**

INTERVIEW POLICY

Vanderbilt head coach Bryce Drew and selected Vanderbilt players will be available to the media before practice on a weekly basis during the non-conference season, and bi-weekly during the SEC season.

The times for those media sessions will be emailed to media members in advance of those pre-practice interviews.

Media may photograph the first 20 minutes of practice. All practices are closed to the public.

POSTGAME INTERVIEW POLICY

Vanderbilt head coach Bryce Drew will enter the Memorial Gym interview room after the NCAA-mandated 10-minute cooling off period, and after the visiting team makes an appearance in the interview room.

VUCOMMODORES.COM

The official website of Vanderbilt athletics, vucommodores.com, includes pregame notes, season statistics, videos of press conferences and meetings with the media, live stats, twitter feeds, and streaming audio and video of everything that is Commodore athletics.

@VANDYMBB

The official Twitter feed of Vanderbilt men's basketball, follow the latest information and get breaking news on Commodore basketball.

VU QUICK FACTS

Location Nashville, Tenn.
Founded 1873
Conference Southeastern
Enrollment 6,738
Nickname Commodores
Colors Black and Gold
Home Arena Memorial Gymnasium (14,316)
Chancellor Nicholas Zeppos
Vice Chancellor David Williams II
Faculty Rep. Dr. Susan Wente

Athletic Communications

Men's Basketball SID Andy Boggs
Media Relations Address 2601 Jess Neely Dr.
..... Nashville, TN 37212
Office Phone (615) 343-1847
E-Mail Andy.Boggs@Vanderbilt.edu

INS AND OUTS

| Career Games Played | | | | |
|----------------------------|-------|--------|-------|--------|
| Player | Games | Starts | Cons. | Starts |
| Riley LaChance | 122 | 107 | 13 | |
| Jeff Roberson | 120 | 103 | 13 | |
| Matthew Fisher-Davis | 115 | 70 | - | |
| Joe Toye | 83 | 22 | - | |
| Larry Austin, Jr. | 72 | 3 | - | |
| Diery Baptiste | 53 | 10 | 4 | |
| Payton Willis | 52 | 14 | 2 | |
| Clevon Brown | 51 | 3 | - | |
| Saben Lee | 19 | 14 | 12 | |
| Maxwell Evans | 15 | 4 | - | |
| Ejike Obinna | 10 | 4 | - | |
| Isaiah Rice | 2 | - | - | |

| Double-Digit Scoring Games | | | | |
|-----------------------------------|-----------------|----------|---------|--|
| Player | Career (Record) | '17-18 | Cons. | |
| Riley LaChance | 68 (46-22) | 11 (7-4) | 1 (1-0) | |
| M. Fisher-Davis | 61 (36-25) | 10 (4-6) | - | |
| Jeff Roberson | 58 (35-23) | 16 (8-8) | 4 (1-3) | |
| Joe Toye | 14 (6-8) | 2 (0-2) | - | |
| Payton Willis | 6 (4-2) | 1 (0-1) | - | |
| Saben Lee | 10 (3-7) | 10 (3-7) | 1 (1-0) | |
| Diery Baptiste | 2 (1-1) | 2 (1-1) | - | |
| Larry Austin, Jr. | 2 | 1 (0-1) | - | |
| Clevon Brown | 1 (1-0) | 1 (1-0) | - | |
| Maxwell Evans | 1 (1-0) | 1 (1-0) | - | |
| Ejike Obinna | 1 (0-1) | 1 (0-1) | - | |

| Double-Digit Rebounding Games | | | | |
|--------------------------------------|-----------|---------|-------|--|
| Player | Career | '17-18 | Cons. | |
| Jeff Roberson | 17 (12-5) | 6 (3-3) | - | |
| M. Fisher-Davis | 2 (1-1) | 1 (0-1) | - | |

| Double-Doubles | | | | |
|-----------------------|----------|---------|-------|--|
| Player | Career | '17-18 | Cons. | |
| Jeff Roberson | 14 (9-5) | 6 (3-3) | - | |
| Matthew Fisher-Davis | 2 (1-1) | 2 (1-1) | - | |

SEC PRESEASON POLL

Preseason Media Poll, Pts

- Kentucky
- Florida
- Texas A&M
- Alabama
- Missouri
- Arkansas
- Vanderbilt**
- Georgia
- Auburn
- Ole Miss
- South Carolina
- Mississippi State
- Tennessee
- LSU

First Team All-SEC

KeVaughn Allen – Florida, G
Yante Maten – Georgia, F
Hamidou Diallo – Kentucky, G
Michael Porter, Jr. – Missouri, F
Robert Williams – Texas A&M, F

Second Team All-SEC

Collin Sexton – Alabama, G
Kevin Knox – Kentucky, F
Terence Davis – Ole Miss, G
Deandre Burnett – Ole Miss, G
Quinnndary Weatherspoon – Mississippi St., G
Tyler Davis – Texas A&M, C

Matthew Fisher-Davis – Vanderbilt, G/F

SEC Player of the Year (tie): Yante Maten – Georgia,
Michael Porter, Jr. – Missouri, Robert Williams – Texas A&M

2017-18 TRENDS

| | |
|---|------|
| Winning Opening Tip | 2-7 |
| Losing Opening Tip | 5-6 |
| VU Scores First | 4-3 |
| Opponent Scores First | 3-8 |
| Leading at Halftime | 6-4 |
| Trailing at Halftime | 1-8 |
| Tied at Halftime | 0-0 |
| Leading with Five Minutes Remaining | 7-1 |
| Trailing with Five Minutes Remaining | 0-9 |
| Tied with Five Minutes Remaining | 0-2 |
| Leading with Two Minutes Remaining | 6-0 |
| Trailing with Two Minutes Remaining | 0-12 |
| Tied with Two Minutes Remaining | 1-0 |
| Overtime | 0-1 |
| Games Decided by Three Points or Less | 2-1 |
| Games Decided by 4-10 Points | 1-6 |
| Games Decided by 11-20 Points | 2-4 |
| Games Decided by 21-plus Points | 2-1 |
| VU Shoots 50% or Better | 2-2 |
| VU Shoots 40% or Better | 7-5 |
| VU Shoots Lower Than 40% | 0-6 |
| Opponent Shoots 50% or Better | 1-3 |
| Opponent Shoots 40% or Better | 4-11 |
| Opponent Shoots Lower Than 40% | 3-2 |
| VU Outshoots Opponent | 6-2 |
| VU Outshot by Opponent | 1-10 |
| Shoot Same Percentage | 0-0 |
| VU Scores 70 Points or More | 6-4 |
| VU Scores Less Than 70 Points | 0-7 |
| VU Scores 80 Points or More | 2-2 |
| VU Scores 90 Points or More | 1-0 |
| Opponent Scores 70 Points or More | 3-9 |
| Opponent Scores Less Than 70 Points | 4-3 |
| Opponent Scores 80 Points or More | 0-5 |
| Opponent Scores 90 Points or More | 0-2 |
| Makes More 3-Pointers Than Opponent | 5-6 |
| Makes Fewer 3-Pointers Than Opponent | 1-6 |
| 3-Pointers are Equal | 1-0 |
| Outrebounds Opponent | 5-4 |
| Outrebounded by Opponent | 2-7 |
| Rebounds are Equal | 0-1 |
| Playing on National TV | 3-9 |
| Playing on Regional TV | 0-0 |
| Online Only | 4-3 |
| Playing on Weekday | 6-6 |
| Playing on Weekend | 1-5 |
| Game Tips Before 6 p.m. CT (afternoons) | 0-4 |
| Game Tips After 6 p.m. CT (evenings) | 6-7 |
| In White Uniforms | 7-3 |
| In Gold Uniforms | 0-4 |
| In Black Uniforms | 0-5 |
| In Grey Uniforms | 0-0 |
| In November | 3-4 |
| In December | 2-4 |
| In January | 2-4 |
| In February | 0-0 |
| In March | 0-0 |
| Home | 7-5 |
| Neutral | 0-2 |
| Away | 0-5 |
| Conferences | |
| vs. Non-Conference | 5-7 |
| Ohio Valley Conference | 1-1 |
| Big South Conference | 1-0 |
| Pac 12 | 0-2 |
| ACC | 0-1 |
| Big East | 0-1 |
| Big South | 1-0 |
| Big 12 | 0-1 |
| Conference USA | 0-1 |
| Southland | 1-0 |
| Southwestern Athletic | 1-0 |
| Vs. SEC | 2-5 |
| Lineups | |
| Lee, LaChance, Fisher-Davis, Toye, Roberson | 2-2 |
| Lee, LaChance, Fisher-Davis, Roberson, Obinna | 1-2 |
| Lee, LaChance, Toye, Roberson, Baptiste | 1-2 |
| Lee, LaChance, Willis, Roberson, Baptiste | 1-1 |
| Lee, LaChance, Evans, Roberson, Brown | 1-1 |
| Austin, Jr., LaChance, Toye, Roberson, Baptiste | 1-0 |
| Austin, Jr., Fisher-Davis, Roberson, LaChance, Baptiste | 1-0 |
| Austin, Jr., Evans, Toye, Brown, Obinna | 0-1 |
| Lee, LaChance, Evans, Roberson, Baptiste | 0-1 |
| Lee, LaChance, Fisher-Davis, Roberson, Baptiste | 0-1 |



LAST TIME OUT

BOX SCORE VS. LSU



Official Basketball Box Score -- Game Totals -- Final Statistics

LSU vs Vanderbilt

01/20/18 12 p.m. at Nashville, Tenn. (Memorial Gym)



LSU 71 • 11-7, 2-4 SEC

| # | Player | | Total | 3-Ptr | Rebounds | | | PF | TP | A | TO | Blk | Stl | Min |
|--------|------------------|---|--------|--------|----------|-----|-----|----|----|----|----|-----|-----|-----|
| | | | FG-FGA | FG-FGA | FT-FTA | Off | Def | | | | | | | |
| 01 | REATH, Duop | f | 13-20 | 1-2 | 4-8 | 5 | 8 | 13 | 4 | 31 | 1 | 3 | 3 | 34 |
| 21 | EPSS, Aaron | f | 1-3 | 0-1 | 0-0 | 0 | 3 | 3 | 4 | 2 | 0 | 1 | 0 | 11 |
| 00 | SAMPSON, Brandon | g | 1-3 | 0-2 | 1-2 | 0 | 0 | 0 | 1 | 3 | 0 | 1 | 0 | 19 |
| 03 | WATERS, Tremont | g | 3-12 | 1-6 | 0-0 | 2 | 2 | 4 | 5 | 7 | 4 | 3 | 0 | 36 |
| 04 | MAYS, Skylar | g | 4-11 | 1-4 | 4-5 | 0 | 3 | 3 | 1 | 13 | 1 | 0 | 0 | 36 |
| 02 | RACHAL, Brandon | g | 2-6 | 0-0 | 4-6 | 1 | 1 | 2 | 3 | 8 | 0 | 1 | 1 | 18 |
| 05 | EDWARDS, Daryl | g | 1-2 | 1-2 | 0-0 | 0 | 2 | 2 | 3 | 3 | 1 | 1 | 0 | 17 |
| 10 | ALEXANDER, Galen | g | 0-1 | 0-1 | 0-0 | 1 | 1 | 2 | 0 | 0 | 0 | 0 | 0 | 3 |
| 14 | ONWUASOR, Randy | g | 1-3 | 0-1 | 0-0 | 2 | 2 | 4 | 1 | 2 | 0 | 1 | 0 | 21 |
| 44 | SIMS, Wayde | g | 1-1 | 0-0 | 0-0 | 1 | 0 | 1 | 2 | 2 | 0 | 0 | 0 | 5 |
| Team | | | | | | 2 | 2 | 4 | | | 1 | | | |
| Totals | | | 27-62 | 4-19 | 13-21 | 14 | 24 | 38 | 24 | 71 | 7 | 12 | 4 | 200 |

FG % 1st Half: 10-28 35.7% 2nd half: 17-34 50.0% Game: 27-62 43.5%
 3FG % 1st Half: 2-8 25.0% 2nd half: 2-11 18.2% Game: 4-19 21.1%
 FT % 1st Half: 6-8 75.0% 2nd half: 7-13 53.8% Game: 13-21 61.9%

Deadball
Rebounds
3

Vanderbilt 77 • 7-12, 2-5 SEC

| # | Player | | Total | 3-Ptr | Rebounds | | | PF | TP | A | TO | Blk | Stl | Min |
|--------|--------------------|---|--------|--------|----------|-----|-----|----|----|----|----|-----|-----|-----|
| | | | FG-FGA | FG-FGA | FT-FTA | Off | Def | | | | | | | |
| 11 | ROBERSON, Jeff | f | 7-13 | 2-5 | 4-5 | 1 | 5 | 6 | 3 | 20 | 1 | 4 | 0 | 36 |
| 12 | BAPTISTE, Djery | c | 0-2 | 0-0 | 1-3 | 2 | 3 | 5 | 3 | 1 | 0 | 0 | 3 | 25 |
| 00 | LEE, Saben | g | 5-7 | 0-1 | 2-3 | 0 | 5 | 5 | 2 | 12 | 5 | 3 | 1 | 34 |
| 01 | WILLIS, Payton | g | 1-6 | 1-4 | 3-6 | 1 | 5 | 6 | 1 | 6 | 1 | 3 | 0 | 35 |
| 13 | LACHANCE, Riley | g | 8-14 | 4-7 | 6-6 | 1 | 5 | 6 | 3 | 26 | 3 | 0 | 0 | 38 |
| 02 | TOYE, Joe | g | 1-2 | 0-1 | 3-5 | 0 | 1 | 1 | 3 | 5 | 0 | 1 | 0 | 11 |
| 03 | AUSTIN, JR., Larry | g | 1-2 | 0-0 | 0-0 | 0 | 1 | 1 | 1 | 2 | 0 | 0 | 0 | 6 |
| 15 | BROWN, Clevon | g | 1-2 | 0-1 | 1-2 | 1 | 1 | 2 | 1 | 3 | 0 | 0 | 0 | 9 |
| 50 | OBINNA, Ejike | g | 1-1 | 0-0 | 0-0 | 0 | 0 | 0 | 3 | 2 | 0 | 1 | 0 | 6 |
| Team | | | | | | 1 | 0 | 1 | | | | | | |
| Totals | | | 25-49 | 7-19 | 20-30 | 7 | 26 | 33 | 20 | 77 | 10 | 12 | 4 | 200 |

FG % 1st Half: 14-27 51.9% 2nd half: 11-22 50.0% Game: 25-49 51.0%
 3FG % 1st Half: 5-10 50.0% 2nd half: 2-9 22.2% Game: 7-19 36.8%
 FT % 1st Half: 1-5 20.0% 2nd half: 19-25 76.0% Game: 20-30 66.7%

Deadball
Rebounds
3

Officials: Brian Shey, Chuck Jones, Todd Austin
 Technical fouls: LSU-None. Vanderbilt-None.
 Attendance: 8760

| Score by periods | 1st | 2nd | Total |
|------------------|-----|-----|-------|
| LSU | 28 | 43 | 71 |
| Vanderbilt | 34 | 43 | 77 |

| Points | In Paint | Off T/O | 2nd Chance | Fast Break | Bench |
|--------|----------|---------|------------|------------|-------|
| LSU | 34 | 15 | 19 | 4 | 15 |
| VU | 30 | 19 | 12 | 6 | 12 |

Last FG - LSU 2nd-00:05, VU 2nd-00:46.
 Largest lead - LSU by 1 2nd-02:21, VU by 16 2nd-16:54.
 LSU led for 00:21. VU led for 38:30. Game was tied for 01:00.

Score tied - 2 times.
 Lead changed - 2 times.

Team Notes:

- ★ Vanderbilt halted a four-game losing streak, downing LSU, 77-71 on Saturday afternoon at Memorial Gym. The win was the 35th all-time against the Tigers in Nashville as the Dores improved to 35-16 against LSU at the facility.
- ★ The Commodores started hot, leading throughout before the Tigers battled back, taking their first lead of the game at 65-64 with 2:21 remaining.
- ★ Vandy held LSU to just 35.7 percent shooting in the first half including 2-for-8 from behind the 3-point line. The Dores turned in a 51.9 percent opening half, draining 5-of-10 from behind the arc and led 34-28 at the break.
- ★ The Dores limited LSU to 4-of-19 from behind the 3-point line. The 21 percent marked a season low for the Tigers as no player drained more than one trey.
- ★ Won first game this season when tied or trailing with two minutes remaining in the game (now 1-12).
- ★ The win was also Vanderbilt's first on the weekend this season (1-5).
- ★ The win over LSU was the 150th of Bryce Drew's career. He is also now 2-0 against LSU.

Player Notes:

- ★ Riley LaChance finished with 26 points and Jeff Roberson added 20, marking the first time since Jan. 28, 2017 that a pair of Commodores had produced 20-plus points in a game. That feat came against Iowa State.
- ★ Lachance finished one point shy of his career high (27) which he brought in on November 28, 2017 against Radford. The 20-plus point performance was the sixth of his career and second of the season.
- ★ Roberson recorded 20 points for the second time in three games and has now recorded double-digit points in four-straight and eight of his last nine games. He has five 20-point games this season.
- ★ After scoring just two points on 1-of-3 shooting in the first half, Saben Lee was clutch down the stretch. The freshman turned a steal into a dunk with 1:43 left, putting the Dores up three and hit again on the next possession after LSU had trimmed its deficit back to one. The guard posted 10 points in the second half.
- ★ LSU was led by forward Duop Reath who set a new career high with 31 points on 13-of-20 shooting. The Ball, Louisiana, product accounted for 18 points in the second half including an impressive 8-of-12 mark from the field.

RECAP

NASHVILLE (AP) - Riley LaChance spent a lot of time in the gym over the past week shooting free throws and working on his shot after missing three late in a loss to Kentucky.

The Vanderbilt senior got a chance at a bit of redemption Saturday afternoon and didn't miss.

LaChance hit two free throws with 2:01 left to put Vanderbilt ahead to stay, and the Commodores snapped a four-game skid by beating LSU 77-71.

"He wishes he had shots back against Kentucky our last home game, and he has been in the gym," Vanderbilt coach Bryce Drew said of LaChance. "He has been focused and mentally he's been in a really, really good place. And it was great to see him want the ball down the stretch and wanting to get to the free throw line."

The Commodores (7-12, 2-5 Southeastern Conference) watched a 16-point lead in the second half disappear as they played a second straight game without their second-leading scorer Matthew Fisher-Davis.

LSU took its only lead at 65-64 with 2:21 left on a bucket by Duop Reath. But LaChance hit his free throws as Vanderbilt finished the game 9 of 11 at the line. Freshman Saben Lee hit a jumper with 47.6 seconds left to pad the lead as he scored 10 of his 12 points in the final 6:48 to help Vandy pull out the win.

"If he can help us close out games like that, hopefully we can win a few more of these close ones," Drew said of Lee.

LaChance finished with 26 points. Jeff Roberson had 20 for Vanderbilt.

After missing the free throws against Kentucky, LaChance got some tips and worked in the gym. A career 84.2 percent shooter, he hit all six at the line against LSU.

"My teammates and coaches, they kept just preaching to me that they had confidence in me, so it was nice to make some plays at the end," LaChance said.

Reath finished with a career-high 31 points and had 13 rebounds for LSU (11-7, 2-4). Skylar Mays added 13. Tremont Waters, LSU's leading scorer averaging 16.3 points a game, was held to just seven with Lee guarding him.

"He took that challenge to heart and did a nice job on Tre and did a good job at keeping him out of the out of the paint best he could and keep him moving side to side instead of north-south," LSU coach Will Wade said.

LaChance capped a 12-2 run with his fourth 3-pointer, giving Vandy its biggest lead of the game at 46-30 with 16:54 left.

LSU whittled away at Vandy's lead and used an 8-0 run to pull within 56-54 on a bucket by Reath with 8:55 left to set up the thrilling finish.

The Tigers came in as the SEC's top-shooting team averaging 49.4 percent. But they couldn't have been much colder in the opening minutes as they missed seven of their first eight shots. They tied it up only once at 15, and the Commodores led 34-28 at halftime.

Official Basketball Box Score -- Game Totals -- Final Statistics
Austin Peay vs Vanderbilt
11/10/17 8:30 p.m. at Nashville, Tenn. (Memorial Gym)



Austin Peay 54 • 0-1

| # | Player | Total | | 3-Ptr | | Rebounds | | | PF | TP | A TO Blk Stl | | | Min |
|--------|---------------------|--------|--------|--------|--------|-------------|----|----|----|----|--------------|---|-----|-----|
| | | FG-FGA | FG-FGA | FT-FTA | FT-FTA | Off Def Tot | PF | TP | | | | | | |
| 03 | PORTER-BUNTON, Chri | f | 2-6 | 0-1 | 0-0 | 1 3 4 | 3 | 4 | 0 | 0 | 0 | 0 | 1 | 27 |
| 21 | TAYLOR, Terry | f | 5-10 | 2-3 | 3-5 | 1 2 3 | 2 | 15 | 3 | 2 | 0 | 0 | 1 | 32 |
| 24 | UGBA, Averyl | f | 3-8 | 0-1 | 0-0 | 1 2 3 | 5 | 6 | 0 | 4 | 0 | 0 | 0 | 26 |
| 01 | IVORY, Tre' | f | 1-6 | 0-1 | 1-4 | 0 3 3 | 2 | 3 | 3 | 4 | 0 | 0 | 3 | 27 |
| 25 | GLOTTA, Zach | g | 2-7 | 1-4 | 0-0 | 0 1 1 | 1 | 5 | 4 | 1 | 0 | 0 | 0 | 30 |
| 00 | MCCARTHY, Acoydan | g | 2-3 | 0-0 | 0-0 | 0 0 0 | 0 | 4 | 0 | 1 | 1 | 0 | 0 | 6 |
| 02 | MARTIN, Deyshawn | g | 1-3 | 0-2 | 2-2 | 1 2 3 | 1 | 4 | 0 | 0 | 0 | 0 | 0 | 10 |
| 04 | GUMM, Dayton | g | 2-5 | 0-1 | 0-0 | 1 1 2 | 0 | 4 | 1 | 0 | 0 | 0 | 0 | 5 |
| 10 | BERNACER, Ferran | g | 0-0 | 0-0 | 0-0 | 0 0 0 | 0 | 0 | 0 | 0 | 0 | 0 | 0 | 2 |
| 15 | CUCAK, Ivan | g | 1-1 | 0-0 | 0-0 | 0 0 0 | 2 | 2 | 0 | 1 | 0 | 0 | 0 | 12 |
| 22 | HENDERSON, Richard | g | 1-2 | 0-0 | 0-0 | 2 1 3 | 0 | 2 | 0 | 0 | 0 | 0 | 0 | 5 |
| 23 | HARRIS, Steve | g | 2-3 | 0-0 | 1-1 | 0 3 3 | 4 | 5 | 0 | 2 | 0 | 0 | 0 | 18 |
| Team | | | | | | 2 4 6 | | | | | | | | |
| Totals | | | 22-54 | 3-13 | 7-12 | 9 22 31 | 20 | 54 | 11 | 17 | 1 | 5 | 200 | |

FG % 1st Half: 12-28 42.9% 2nd half: 10-26 38.5% Game: 22-54 40.7% Deadball Rebounds 5
3FG % 1st Half: 3-10 30.0% 2nd half: 0-3 0.0% Game: 3-13 23.1%
FT % 1st Half: 1-2 50.0% 2nd half: 6-10 60.0% Game: 7-12 58.3%

Vanderbilt 73 • 1-0

| # | Player | Total | | 3-Ptr | | Rebounds | | | PF | TP | A TO Blk Stl | | | Min |
|--------|--------------------|--------|--------|--------|--------|-------------|----|----|----|----|--------------|---|-----|-----|
| | | FG-FGA | FG-FGA | FT-FTA | FT-FTA | Off Def Tot | PF | TP | | | | | | |
| 02 | TOYE, Joe | f | 4-7 | 1-1 | 0-2 | 1 2 3 | 0 | 9 | 1 | 3 | 1 | 0 | 24 | |
| 11 | ROBERSON, Jeff | f | 4-11 | 2-6 | 3-4 | 7 3 10 | 3 | 13 | 3 | 4 | 0 | 2 | 34 | |
| 12 | BAPTISTE, Djery | c | 1-1 | 0-0 | 0-0 | 2 2 4 | 4 | 2 | 1 | 2 | 0 | 2 | 12 | |
| 03 | AUSTIN, JR., Larry | g | 1-4 | 0-1 | 0-2 | 0 3 3 | 1 | 2 | 2 | 1 | 0 | 0 | 20 | |
| 13 | LACHANCE, Riley | g | 4-10 | 3-6 | 2-2 | 0 3 3 | 1 | 13 | 2 | 0 | 0 | 0 | 28 | |
| 00 | LEE, Saben | g | 2-6 | 0-2 | 2-3 | 0 0 0 | 0 | 6 | 7 | 3 | 2 | 0 | 20 | |
| 01 | WILLIS, Payton | g | 2-4 | 2-4 | 2-3 | 0 0 0 | 0 | 8 | 1 | 0 | 0 | 2 | 13 | |
| 10 | EVANS, Maxwell | g | 2-4 | 1-2 | 0-0 | 0 2 2 | 1 | 5 | 0 | 1 | 0 | 0 | 15 | |
| 15 | BROWN, Clevon | g | 6-11 | 0-3 | 1-1 | 3 2 5 | 2 | 13 | 0 | 0 | 3 | 2 | 25 | |
| 50 | OBINNA, Ejike | g | 0-0 | 0-0 | 2-2 | 2 4 6 | 4 | 2 | 0 | 0 | 0 | 0 | 9 | |
| Team | | | | | | 1 2 3 | | | | | | | | |
| Totals | | | 26-58 | 9-25 | 12-19 | 16 23 39 | 16 | 73 | 17 | 15 | 6 | 8 | 200 | |

FG % 1st Half: 15-30 50.0% 2nd half: 11-28 39.3% Game: 26-58 44.8% Deadball Rebounds 1
3FG % 1st Half: 5-10 50.0% 2nd half: 4-15 26.7% Game: 9-25 36.0%
FT % 1st Half: 6-10 60.0% 2nd half: 6-9 66.7% Game: 12-19 63.2%

Officials: Brian Shey, Jason Baker, Gerald Williams
Technical fouls: Austin Peay-None. Vanderbilt-None.
Attendance: 8609

| Score by periods | 1st | 2nd | Total |
|------------------|-----|-----|-------|
| Austin Peay | 28 | 26 | 54 |
| Vanderbilt | 41 | 32 | 73 |

| Points | In Paint | Off T/O | 2nd Chance | Fast Break | Bench |
|--------|----------|---------|------------|------------|-------|
| APSU | 28 | 8 | 11 | 6 | 21 |
| VU | 34 | 18 | 20 | 8 | 34 |

Last FG - APSU 2nd-01:24, VU 2nd-02:24.
Largest lead - APSU by 3 1st-19:13, VU by 19 2nd-02:24.
APSU led for 00:53. VU led for 34:08. Game was tied for 04:58.

Score tied - 4 times.
Lead changed - 1 time.

Official Basketball Box Score -- Game Totals -- Final Statistics
Vanderbilt vs Belmont
11/13/17 6:30pm at Nashville, Tenn. (Curb Event Center)



Vanderbilt 60 • 1-1

| # | Player | Total | | 3-Ptr | | Rebounds | | | PF | TP | A TO Blk Stl | | | Min |
|--------|--------------------|--------|--------|--------|--------|-------------|----|----|----|----|--------------|---|-----|-----|
| | | FG-FGA | FG-FGA | FT-FTA | FT-FTA | Off Def Tot | PF | TP | | | | | | |
| 05 | FISHER-DAVIS, M. | f | 0-6 | 0-3 | 6-6 | 1 3 4 | 3 | 6 | 0 | 0 | 0 | 2 | 22 | |
| 11 | ROBERSON, Jeff | f | 3-7 | 1-4 | 6-6 | 2 10 12 | 3 | 13 | 0 | 2 | 0 | 0 | 36 | |
| 22 | BAPTISTE, Djery | c | 0-2 | 0-0 | 1-2 | 2 2 4 | 4 | 1 | 0 | 2 | 1 | 0 | 13 | |
| 03 | AUSTIN, JR., Larry | g | 1-2 | 0-0 | 0-0 | 0 1 1 | 0 | 2 | 0 | 0 | 0 | 0 | 10 | |
| 13 | LACHANCE, Riley | g | 4-9 | 1-5 | 1-2 | 0 1 1 | 1 | 10 | 2 | 0 | 0 | 0 | 32 | |
| 00 | LEE, Saben | g | 5-9 | 1-4 | 8-11 | 0 8 8 | 4 | 19 | 2 | 4 | 0 | 1 | 25 | |
| 01 | WILLIS, Payton | g | 1-2 | 1-2 | 0-1 | 1 2 3 | 2 | 3 | 0 | 3 | 1 | 0 | 15 | |
| 02 | TOYE, Joe | g | 3-8 | 0-3 | 0-2 | 0 2 2 | 5 | 6 | 1 | 3 | 0 | 0 | 26 | |
| 10 | EVANS, Maxwell | g | 0-1 | 0-0 | 0-0 | 0 0 0 | 1 | 0 | 0 | 0 | 0 | 0 | 5 | |
| 15 | BROWN, Clevon | g | 0-2 | 0-2 | 0-1 | 1 0 1 | 1 | 0 | 0 | 0 | 0 | 0 | 11 | |
| 50 | OBINNA, Ejike | g | 0-0 | 0-0 | 0-0 | 0 0 0 | 2 | 0 | 0 | 0 | 0 | 0 | 5 | |
| Team | | | | | | 2 1 3 | | | | | | | | |
| Totals | | | 17-48 | 4-23 | 22-31 | 9 30 39 | 26 | 60 | 5 | 15 | 2 | 3 | 200 | |

FG % 1st Half: 8-22 36.4% 2nd half: 9-26 34.6% Game: 17-48 35.4% Deadball Rebounds 5
3FG % 1st Half: 2-10 20.0% 2nd half: 2-13 15.4% Game: 4-23 17.4%
FT % 1st Half: 9-12 75.0% 2nd half: 13-19 68.4% Game: 22-31 71.0%

Belmont 69 • 1-1

| # | Player | Total | | 3-Ptr | | Rebounds | | | PF | TP | A TO Blk Stl | | | Min |
|--------|-------------------|--------|--------|--------|--------|-------------|----|----|----|----|--------------|---|-----|-----|
| | | FG-FGA | FG-FGA | FT-FTA | FT-FTA | Off Def Tot | PF | TP | | | | | | |
| 03 | WINDLER, Dylan | f | 9-15 | 1-2 | 5-6 | 4 7 11 | 4 | 24 | 1 | 2 | 0 | 2 | 38 | |
| 25 | MERCER, Mack | f | 1-3 | 0-2 | 0-0 | 0 0 0 | 4 | 2 | 0 | 1 | 0 | 1 | 10 | |
| 32 | EGEKEZE, Amanze | f | 6-13 | 3-7 | 7-8 | 0 7 7 | 2 | 22 | 0 | 1 | 1 | 0 | 37 | |
| 01 | LUKE, Austin | g | 1-5 | 0-3 | 3-4 | 0 2 2 | 3 | 5 | 6 | 4 | 0 | 0 | 29 | |
| 11 | MCCLAINE, Kevin | g | 3-5 | 0-2 | 3-6 | 1 4 5 | 3 | 9 | 0 | 0 | 0 | 1 | 29 | |
| 10 | HOLLANDER, Caleb | g | 0-2 | 0-2 | 0-0 | 0 1 1 | 1 | 0 | 0 | 0 | 0 | 0 | 6 | |
| 14 | HOPKINS, Nick | g | 2-6 | 2-6 | 1-2 | 0 2 2 | 4 | 7 | 0 | 0 | 0 | 0 | 21 | |
| 21 | SAMPSON, Burton | g | 0-0 | 0-0 | 0-0 | 0 1 1 | 2 | 0 | 1 | 0 | 0 | 0 | 12 | |
| 24 | BENKERT, Michael | g | 0-2 | 0-2 | 0-0 | 0 1 1 | 2 | 0 | 0 | 0 | 0 | 0 | 9 | |
| 41 | HADDEN, Tyler | g | 0-2 | 0-1 | 0-0 | 0 0 0 | 0 | 0 | 0 | 1 | 0 | 0 | 4 | |
| 50 | ABELSPERGER, Seth | g | 0-1 | 0-0 | 0-0 | 0 0 0 | 2 | 0 | 0 | 0 | 0 | 0 | 5 | |
| Team | | | | | | 2 1 3 | | | | | | | | |
| Totals | | | 22-54 | 6-27 | 19-26 | 7 26 33 | 27 | 69 | 8 | 10 | 1 | 4 | 200 | |

FG % 1st Half: 12-29 41.4% 2nd half: 10-25 40.0% Game: 22-54 40.7% Deadball Rebounds 2
3FG % 1st Half: 3-16 18.8% 2nd half: 3-11 27.3% Game: 6-27 22.2%
FT % 1st Half: 5-6 83.3% 2nd half: 14-20 70.0% Game: 19-26 73.1%

Officials: Brett Miles, Jason Baker, Jon Campbell
Technical fouls: Vanderbilt-None. Belmont-None.
Attendance: 5266

| Score by periods | 1st | 2nd | Total |
|------------------|-----|-----|-------|
| Vanderbilt | 27 | 33 | 60 |
| Belmont | 32 | 37 | 69 |

| Points | In Paint | Off T/O | 2nd Chance | Fast Break | Bench |
|--------|----------|---------|------------|------------|-------|
| VU | 20 | 9 | 6 | 0 | 28 |
| BEL | 32 | 12 | 9 | 0 | 7 |

Last FG - VU 2nd-00:05, BEL 2nd-02:19.
Largest lead - VU by 5 1st-15:52, BEL by 13 2nd-00:59.
VU led for 03:22. BEL led for 32:17. Game was tied for 03:48.

Score tied - 5 times.
Lead changed - 1 time.

Official Basketball Box Score -- Game Totals -- Final Statistics
UNC Asheville vs Vanderbilt
11/17/17 7 p.m. at Nashville, Tenn. (Memorial Gym)



UNC Asheville 76 • 1-2

| # | Player | Total | | 3-Ptr | | Rebounds | | | PF | TP | A TO Blk Stl | | | Min |
|--------|------------------|--------|--------|--------|--------|-------------|----|----|----|----|--------------|---|-----|-----|
| | | FG-FGA | FG-FGA | FT-FTA | FT-FTA | Off Def Tot | PF | TP | | | | | | |
| 02 | WNUK, Alec | f | 7-11 | 2-3 | 3-4 | 2 2 4 | 2 | 19 | 1 | 6 | 0 | 2 | 30 | |
| 10 | VANNATTA, Kevin | g | 3-7 | 1-3 | 4-4 | 0 6 6 | 5 | 11 | 4 | 1 | 0 | 0 | 39 | |
| 14 | THOMAS, Ahmad | g | 5-15 | 0-2 | 3-4 | 3 1 4 | 4 | 13 | 1 | 1 | 0 | 0 | 35 | |
| 25 | TEAGUE, MaCio | g | 6-19 | 3-7 | 3-3 | 3 3 6 | 2 | 18 | 4 | 1 | 0 | 0 | 39 | |
| 33 | RACKLEY, Drew | g | 1-5 | 1-2 | 0-0 | 0 5 5 | 1 | 3 | 0 | 2 | 0 | 2 | 22 | |
| 00 | GILMORE, Donovan | g | 0-1 | 0-0 | 0-0 | 0 0 0 | 0 | 0 | 0 | 0 | 0 | 0 | 1 | |
| 01 | BAEHRE, Jonathan | g | 2-2 | 1-1 | 0-0 | 0 2 2 | 2 | 5 | 2 | 1 | 2 | 0 | 14 | |
| 12 | MILLER, Raekwon | g | 3-4 | 1-2 | 0-0 | 2 3 5 | 2 | 7 | 0 | 1 | 0 | 0 | 20 | |
| Team | | | | | | 2 2 4 | | | | | | | | |
| Totals | | | 27-64 | 9-20 | 13-15 | 12 24 36 | 18 | 76 | 12 | 14 | 2 | 8 | 200 | |

FG % 1st Half: 13-27 48.1% 2nd half: 14-37 37.8% Game: 27-64 42.2% Deadball Rebounds 2
3FG % 1st Half: 4-11 36.4% 2nd half: 5-9 55.6% Game: 9-20 45.0%
FT % 1st Half: 7-8 87.5% 2nd half: 6-7 85.7% Game: 13-15 86.7%

Vanderbilt 79 • 2-1

| # | Player | | Total | | 3-Ptr | | Rebounds | | | PF | TP | A TO Blk Stl | | | Min |
|--------|--------------------|---|--------|--------|--------|-----|----------|-----|----|----|----|--------------|---|---|-----|
| | | | FG-FGA | FG-FGA | FT-FTA | Off | Def | Tot | | | | | | | |
| 11 | ROBERSON, Jeff | f | 4-10 | 1-3 | 8-8 | 0 | 11 | 12 | 2 | 17 | 0 | 0 | 2 | 2 | 37 |
| 50 | OBINNA, Ejike | c | 0-0 | 0-0 | 1-2 | 0 | 1 | 1 | 1 | 1 | 0 | 2 | 0 | 0 | 4 |
| 00 | LEE, Saben | g | 3-9 | 0-1 | 2-2 | 1 | 0 | 1 | 2 | 8 | 5 | 3 | 0 | 0 | 22 |
| 05 | FISHER-DAVIS, M. | g | 5-13 | 2-8 | 5-5 | 0 | 4 | 4 | 2 | 17 | 1 | 2 | 0 | 1 | 33 |
| 13 | LACHANCE, Riley | g | 6-10 | 4-7 | 1-2 | 0 | 2 | 2 | 0 | 17 | 4 | 2 | 0 | 1 | 32 |
| 01 | WILLIS, Payton | | 0-0 | 0-0 | 0-0 | 0 | 0 | 0 | 0 | 0 | 0 | 1 | 0 | 0 | 2 |
| 02 | TOYE, Joe | | 1-2 | 0-0 | 0-2 | 0 | 0 | 0 | 0 | 2 | 0 | 1 | 0 | 0 | 15 |
| 03 | AUSTIN, JR., Larry | | 0-2 | 0-0 | 2-4 | 0 | 1 | 1 | 1 | 2 | 2 | 0 | 0 | 0 | 18 |
| 10 | EVANS, Maxwell | | 0-0 | 0-0 | 0-0 | 0 | 0 | 0 | 1 | 0 | 2 | 0 | 0 | 0 | 5 |
| 12 | BAPTISTE, Djery | | 5-6 | 0-0 | 3-4 | 3 | 5 | 8 | 4 | 13 | 1 | 2 | 1 | 0 | 25 |
| 15 | BROWN, Clevon | | 1-1 | 0-0 | 0-0 | 0 | 0 | 0 | 2 | 2 | 0 | 1 | 2 | 0 | 7 |
| | Team | | | | | 2 | 1 | 3 | | | | | | | |
| Totals | | | 25-53 | 7-19 | 22-29 | 7 | 25 | 32 | 15 | 79 | 15 | 14 | 5 | 5 | 200 |

Official Basketball Box Score -- Game Totals -- Final Statistics
Virginia vs Vanderbilt
11/23/17 4:00 pm at Barclays Center (Brooklyn, N.Y.)



Virginia 68 • 5-0

| # | Player | Total | | 3-Ptr | | Rebounds | | | PF | TP | A TO Blk Stl | | | | Min |
|----------------------|------------------|--------|-----------------|--------|--------|-------------|-----|-------|-------------------|----|--------------|----|-----|-----|-----|
| | | FG-FGA | FG-FGA | FT-FTA | FT-FTA | Off | Def | Tot | | | A | TO | Blk | Stl | |
| 21 | WILKINS, Isalah | f | 4-6 | 0-0 | 0-0 | 1 | 2 | 3 | 2 | 8 | 3 | 0 | 4 | 1 | 25 |
| 33 | SALT, Jack | c | 1-2 | 0-0 | 0-0 | 3 | 6 | 9 | 2 | 2 | 0 | 0 | 1 | 0 | 21 |
| 00 | HALL, Devon | g | 1-4 | 1-1 | 0-0 | 0 | 5 | 5 | 3 | 3 | 0 | 0 | 0 | 0 | 19 |
| 05 | GUY, Kyle | g | 7-16 | 4-7 | 0-0 | 1 | 3 | 4 | 1 | 18 | 3 | 2 | 0 | 0 | 26 |
| 11 | JEROME, Ty | g | 5-9 | 4-7 | 0-0 | 0 | 1 | 1 | 0 | 14 | 5 | 0 | 0 | 1 | 25 |
| 02 | BARTLEY, Justice | g | 0-0 | 0-0 | 0-0 | 0 | 0 | 0 | 0 | 0 | 0 | 0 | 0 | 0 | 2 |
| 02 | GROSS JR, Trevon | g | 0-0 | 0-0 | 0-0 | 0 | 0 | 0 | 0 | 0 | 0 | 0 | 0 | 0 | 2 |
| 12 | HUNTER, DeAndre | g | 1-6 | 0-2 | 2-2 | 0 | 2 | 2 | 4 | 4 | 2 | 3 | 2 | 0 | 16 |
| 23 | JOHNSON, Nigel | g | 2-7 | 1-3 | 0-1 | 0 | 5 | 5 | 1 | 5 | 4 | 1 | 0 | 1 | 23 |
| 24 | ANTHONY, Marco | g | 0-1 | 0-0 | 0-0 | 0 | 1 | 1 | 0 | 0 | 1 | 0 | 0 | 0 | 7 |
| 25 | DIAKITE, Mamadi | g | 5-7 | 0-0 | 2-3 | 0 | 5 | 5 | 3 | 12 | 0 | 0 | 1 | 0 | 25 |
| 30 | HUFF, Jay | g | 0-1 | 0-1 | 0-0 | 0 | 1 | 1 | 1 | 0 | 1 | 0 | 0 | 0 | 7 |
| 45 | KATSTRA, Austin | g | 1-1 | 0-0 | 0-0 | 0 | 1 | 1 | 0 | 2 | 0 | 0 | 0 | 0 | 2 |
| Team | | | | | | 2 | 3 | 5 | | | | | | | |
| Totals | | | 27-60 | 10-21 | 4-6 | 7 | 35 | 42 | 17 | 68 | 21 | 7 | 8 | 3 | 200 |
| FG % 1st Half: 17-32 | | 53.1% | 2nd half: 10-28 | | 35.7% | Game: 27-60 | | 45.0% | Deadball Rebounds | | 0 | | | | |
| 3FG % 1st Half: 7-12 | | 58.3% | 2nd half: 3-9 | | 33.3% | Game: 10-21 | | 47.6% | | | | | | | |
| FT % 1st Half: 2-3 | | 66.7% | 2nd half: 2-3 | | 66.7% | Game: 4-6 | | 66.7% | | | | | | | |

Vanderbilt 42 • 2-3

| # | Player | Total | | 3-Ptr | | Rebounds | | | PF | TP | A TO Blk Stl | | | | Min |
|---------------------|--------------------|--------|-----------------|--------|--------|-------------|-----|-------|-------------------|----|--------------|----|-----|-----|-----|
| | | FG-FGA | FG-FGA | FT-FTA | FT-FTA | Off | Def | Tot | | | A | TO | Blk | Stl | |
| 05 | FISHER-DAVIS, M. | f | 3-9 | 2-4 | 3-6 | 1 | 2 | 3 | 4 | 11 | 1 | 0 | 0 | 0 | 24 |
| 11 | ROBERSON, Jeff | f | 1-7 | 0-4 | 4-4 | 0 | 3 | 3 | 0 | 6 | 1 | 2 | 0 | 0 | 24 |
| 50 | OBINNA, Ejike | c | 1-4 | 0-0 | 3-3 | 1 | 6 | 7 | 2 | 5 | 0 | 1 | 0 | 0 | 20 |
| 00 | LEE, Saben | g | 0-7 | 0-2 | 0-0 | 1 | 0 | 1 | 0 | 0 | 0 | 1 | 1 | 1 | 20 |
| 13 | LACHANCE, Riley | g | 0-3 | 0-1 | 0-0 | 0 | 1 | 1 | 1 | 0 | 0 | 0 | 0 | 0 | 22 |
| 01 | WILLIS, Payton | g | 0-2 | 0-2 | 0-0 | 0 | 1 | 1 | 1 | 0 | 1 | 1 | 0 | 0 | 12 |
| 02 | TOYE, Joe | g | 1-6 | 0-1 | 0-0 | 0 | 2 | 2 | 0 | 2 | 1 | 0 | 0 | 0 | 12 |
| 03 | AUSTIN, JR., Larry | g | 2-6 | 0-0 | 1-2 | 2 | 3 | 5 | 2 | 5 | 0 | 1 | 0 | 1 | 21 |
| 10 | EVANS, Maxwell | g | 2-4 | 1-2 | 0-0 | 1 | 3 | 4 | 1 | 5 | 2 | 2 | 0 | 1 | 13 |
| 12 | BAPTISTE, Djery | g | 1-1 | 0-0 | 3-4 | 1 | 5 | 6 | 1 | 5 | 0 | 0 | 1 | 0 | 20 |
| 15 | BROWN, Clevon | g | 1-3 | 1-2 | 0-0 | 0 | 2 | 2 | 1 | 3 | 1 | 0 | 0 | 0 | 12 |
| Team | | | | | | 1 | 0 | 1 | | | | | | | |
| Totals | | | 12-52 | 4-18 | 14-19 | 8 | 28 | 36 | 13 | 42 | 7 | 9 | 2 | 4 | 200 |
| FG % 1st Half: 6-23 | | 26.1% | 2nd half: 6-29 | | 20.7% | Game: 12-52 | | 23.1% | Deadball Rebounds | | 2 | | | | |
| 3FG % 1st Half: 2-6 | | 33.3% | 2nd half: 2-12 | | 16.7% | Game: 4-18 | | 22.2% | | | | | | | |
| FT % 1st Half: 3-5 | | 60.0% | 2nd half: 11-14 | | 78.6% | Game: 14-19 | | 73.7% | | | | | | | |

Officials: Ed Corbett, Don Daily, Nate Farrell
Technical fouls: Virginia-None. Vanderbilt-None.
Attendance: 8027

| Score by periods | 1st | 2nd | Total |
|------------------|-----|-----|-------|
| Virginia | 43 | 25 | 68 |
| Vanderbilt | 17 | 25 | 42 |

Last FG - VA 2nd-00:42, VU 2nd-01:08.
Largest lead - VA by 39-2nd-08:47, VU None.
VA led for 39:13. VU led for 00:00. Game was tied for 00:47.

Score tied - 0 times.
Lead changed - 0 times.



Official Basketball Box Score -- Game Totals -- Final Statistics
Vanderbilt vs Seton Hall
11/24/17 10:00 PM at Barclays Center - Brooklyn, N.Y.



Vanderbilt 59 • 2-4

| # | Player | Total | | 3-Ptr | | Rebounds | | | PF | TP | A TO Blk Stl | | | | Min |
|----------------------|--------------------|--------|-----------------|--------|--------|-------------|-----|-------|-------------------|----|--------------|----|-----|-----|-----|
| | | FG-FGA | FG-FGA | FT-FTA | FT-FTA | Off | Def | Tot | | | A | TO | Blk | Stl | |
| 15 | BROWN, Clevon | f | 1-3 | 0-2 | 0-0 | 0 | 0 | 0 | 1 | 2 | 0 | 1 | 1 | 0 | 11 |
| 50 | OBINNA, Ejike | f | 3-3 | 0-0 | 3-5 | 2 | 3 | 5 | 4 | 9 | 0 | 0 | 1 | 0 | 20 |
| 02 | TOYE, Joe | g | 2-3 | 0-1 | 2-2 | 1 | 2 | 3 | 2 | 6 | 0 | 3 | 0 | 0 | 13 |
| 03 | AUSTIN, JR., Larry | g | 0-3 | 0-1 | 0-0 | 0 | 1 | 1 | 3 | 0 | 2 | 3 | 0 | 0 | 16 |
| 10 | EVANS, Maxwell | g | 1-5 | 0-2 | 0-0 | 0 | 2 | 2 | 0 | 2 | 0 | 0 | 0 | 0 | 16 |
| 00 | LEE, Saben | g | 3-10 | 1-2 | 1-1 | 1 | 0 | 1 | 2 | 8 | 4 | 0 | 0 | 0 | 26 |
| 05 | FISHER-DAVIS, M. | g | 2-9 | 0-5 | 0-0 | 2 | 6 | 8 | 3 | 4 | 0 | 1 | 0 | 2 | 24 |
| 11 | ROBERSON, Jeff | g | 5-10 | 2-5 | 8-8 | 2 | 11 | 13 | 3 | 20 | 0 | 3 | 0 | 0 | 31 |
| 12 | BAPTISTE, Djery | g | 0-1 | 0-0 | 2-2 | 0 | 2 | 2 | 5 | 2 | 0 | 2 | 0 | 0 | 15 |
| 13 | LACHANCE, Riley | g | 2-9 | 2-6 | 0-0 | 1 | 1 | 2 | 1 | 6 | 1 | 1 | 0 | 0 | 28 |
| Team | | | | | | 2 | 0 | 2 | | | | | | | |
| Totals | | | 19-56 | 5-24 | 16-18 | 11 | 28 | 39 | 24 | 59 | 7 | 16 | 2 | 2 | 200 |
| FG % 1st Half: 13-27 | | 48.1% | 2nd half: 6-29 | | 20.7% | Game: 19-56 | | 33.9% | Deadball Rebounds | | 1,2 | | | | |
| 3FG % 1st Half: 5-12 | | 41.7% | 2nd half: 0-12 | | 0.0% | Game: 5-24 | | 20.8% | | | | | | | |
| FT % 1st Half: 1-3 | | 33.3% | 2nd half: 15-15 | | 100.0% | Game: 16-18 | | 88.9% | | | | | | | |

Seton Hall 72 • 5-1

| # | Player | Total | | 3-Ptr | | Rebounds | | | PF | TP | A TO Blk Stl | | | | Min |
|----------------------|---------------------|--------|-----------------|--------|--------|-------------|-----|-------|-------------------|----|--------------|----|-----|-----|-----|
| | | FG-FGA | FG-FGA | FT-FTA | FT-FTA | Off | Def | Tot | | | A | TO | Blk | Stl | |
| 14 | SANOGO, Ismael | f | 1-3 | 0-1 | 2-2 | 1 | 7 | 8 | 3 | 4 | 1 | 0 | 4 | 1 | 26 |
| 31 | DELGAO, Angel | c | 5-9 | 0-0 | 5-9 | 0 | 8 | 8 | 3 | 15 | 1 | 3 | 0 | 1 | 29 |
| 00 | CARRINGTON, Khadeen | g | 0-5 | 0-1 | 1-3 | 0 | 3 | 3 | 0 | 1 | 3 | 1 | 0 | 0 | 30 |
| 13 | POWELL, Myles | g | 4-10 | 1-7 | 2-2 | 0 | 2 | 2 | 1 | 11 | 1 | 1 | 0 | 1 | 29 |
| 20 | RODRIGUEZ, Desi | g | 12-21 | 1-6 | 2-6 | 2 | 3 | 5 | 3 | 27 | 0 | 0 | 0 | 0 | 32 |
| 01 | NZEI, Michael | g | 3-4 | 0-0 | 2-2 | 3 | 1 | 4 | 1 | 8 | 0 | 2 | 0 | 0 | 13 |
| 04 | GORDON, Eron | g | 0-0 | 0-0 | 0-0 | 0 | 1 | 1 | 1 | 0 | 4 | 0 | 0 | 1 | 11 |
| 21 | REYNOLDS, Shavar | g | 1-1 | 1-1 | 0-0 | 0 | 0 | 0 | 1 | 3 | 0 | 0 | 0 | 0 | 0+ |
| 22 | CALE, Myles | g | 0-3 | 0-1 | 0-0 | 0 | 0 | 0 | 0 | 0 | 0 | 0 | 0 | 0 | 18 |
| 23 | MAMUKELASHVILI, S. | g | 1-1 | 1-1 | 0-0 | 1 | 0 | 1 | 3 | 3 | 0 | 1 | 1 | 0 | 12 |
| 25 | FLORY, Philip | g | 0-1 | 0-0 | 0-0 | 0 | 0 | 0 | 0 | 0 | 0 | 0 | 0 | 0 | 0+ |
| Team | | | | | | 1 | 0 | 1 | | | | | | | |
| Totals | | | 27-58 | 4-18 | 14-24 | 8 | 25 | 33 | 16 | 72 | 10 | 9 | 5 | 4 | 200 |
| FG % 1st Half: 13-28 | | 46.4% | 2nd half: 14-30 | | 46.7% | Game: 27-58 | | 46.6% | Deadball Rebounds | | 3,2 | | | | |
| 3FG % 1st Half: 1-9 | | 11.1% | 2nd half: 3-9 | | 33.3% | Game: 4-18 | | 22.2% | | | | | | | |
| FT % 1st Half: 4-6 | | 66.7% | 2nd half: 10-18 | | 55.6% | Game: 14-24 | | 58.3% | | | | | | | |

Officials: Don Daily, Earl Walton, Nate Farrell
Technical fouls: Vanderbilt-None. Seton Hall-None.
Attendance: 3952
2017 NIT Season Tip-Off - Third-Place Game

| Score by periods | 1st | 2nd | Total |
|------------------|-----|-----|-------|
| Vanderbilt | 32 | 27 | 59 |
| Seton Hall | 31 | 41 | 72 |

Last FG - VU 2nd-00:42, HALL 2nd-00:01.
Largest lead - VU by 5 1st-04:27, HALL by 17 2nd-03:30.
VU led for 05:29. HALL led for 32:30. Game was tied for 01:33.

Score tied - 2 times.
Lead changed - 2 times.

Official Basketball Box Score -- Game Totals -- Final Statistics
Radford vs Vanderbilt
11/28/17 7 p.m. at Nashville, Tenn. (Memorial Gym)



Radford 62 • 3-3

| # | Player | | Total | | 3-Ptr | | Rebounds | | | PF | TP | A TO Blk Stl | | | | Min |
|----------------------|---------------------|---|--------|-----------------|--------|-------------|----------|-------|-------------------|----|----|--------------|-----|-----|-----|-----|
| | | | FG-FGA | FG-FGA | FT-FTA | Off | Def | Tot | A | | | TO | Blk | Stl | | |
| 24 | POLITE JR, Ed | f | 7-14 | 1-2 | 1-2 | 4 | 8 | 12 | 1 | 16 | 2 | 2 | 1 | 0 | 35 | |
| 32 | PHILLIPS, Randy | c | 0-2 | 0-0 | 0-0 | 2 | 1 | 3 | 3 | 0 | 1 | 2 | 0 | 0 | 11 | |
| 03 | BRADFORD, Christian | g | 3-5 | 2-2 | 0-0 | 0 | 3 | 3 | 2 | 8 | 0 | 0 | 0 | 0 | 20 | |
| 05 | HICKS, Donald | g | 2-7 | 2-4 | 0-0 | 0 | 3 | 3 | 1 | 6 | 0 | 1 | 0 | 1 | 31 | |
| 14 | COUSIN, Justin | g | 0-4 | 0-3 | 0-0 | 0 | 0 | 0 | 2 | 0 | 0 | 0 | 0 | 0 | 14 | |
| 01 | JONES, Carluk | | 1-5 | 0-0 | 0-0 | 0 | 2 | 2 | 2 | 2 | 1 | 1 | 0 | 0 | 22 | |
| 02 | OWENS, Tristan | | 0-0 | 0-0 | 0-0 | 0 | 0 | 0 | 0 | 0 | 0 | 0 | 0 | 0 | 0+0 | |
| 10 | TANNER, Caleb | | 2-4 | 2-4 | 2-3 | 1 | 1 | 2 | 3 | 8 | 0 | 0 | 0 | 0 | 16 | |
| 11 | FIELDS JR, Travis | | 0-2 | 0-0 | 0-0 | 0 | 1 | 1 | 3 | 0 | 6 | 1 | 0 | 0 | 18 | |
| 13 | BUTTS IV, Leroy | | 1-3 | 0-0 | 0-0 | 1 | 1 | 2 | 2 | 2 | 0 | 0 | 0 | 0 | 5 | |
| 15 | HOLLAND, Devonnte | | 5-9 | 0-0 | 1-2 | 1 | 1 | 2 | 5 | 11 | 0 | 2 | 0 | 0 | 17 | |
| 45 | BOLSTAD, Darius | | 3-6 | 0-0 | 3-4 | 1 | 3 | 4 | 1 | 9 | 0 | 0 | 0 | 0 | 11 | |
| | Team | | | | | 0 | 0 | 0 | | | | | | | | |
| Totals | | | 24-61 | 7-19 | 7-11 | 10 | 24 | 34 | 25 | 62 | 10 | 9 | 1 | 0 | 200 | |
| FG % 1st Half: 13-29 | | | 44.8% | 2nd half: 11-32 | 34.4% | Game: 24-61 | | 39.3% | Deadball Rebounds | | | | | | | |
| 3FG % 1st Half: 3-9 | | | 33.3% | 2nd half: 4-10 | 40.0% | Game: 7-19 | | 36.8% | | | | | | | | |
| FT % 1st Half: 4-6 | | | 66.7% | 2nd half: 3-5 | 60.0% | Game: 7-11 | | 63.6% | | | | | | | | |



Official Basketball Box Score -- Game Totals -- Final Statistics
Middle Tennessee vs Vanderbilt
12/06/17 7 p.m. at Nashville, Tenn. (Memorial Gym)



Middle Tennessee 66 • 6-1

| # | Player | | Total | | 3-Ptr | | Rebounds | | | PF | TP | A TO Blk Stl | | | | Min |
|--------|---------------------|---|--------|--------|--------|-----|----------|-----|----|----|----|--------------|-----|-----|-----|-----|
| | | | FG-FGA | FG-FGA | FT-FTA | Off | Def | Tot | A | | | TO | Blk | Stl | | |
| 01 | WALTERS, Brandon | f | 7-10 | 0-0 | 2-5 | 5 | 0 | 5 | 4 | 16 | 1 | 1 | 1 | 0 | 26 | |
| 05 | KING, Nick | f | 7-18 | 0-2 | 9-11 | 1 | 5 | 6 | 3 | 23 | 4 | 0 | 0 | 0 | 34 | |
| 11 | SIMPSON, Edward | g | 1-3 | 1-3 | 0-0 | 1 | 5 | 6 | 1 | 3 | 0 | 1 | 0 | 0 | 31 | |
| 20 | POTTS, Giddy | g | 5-16 | 2-7 | 4-6 | 1 | 3 | 4 | 3 | 16 | 5 | 1 | 0 | 1 | 40 | |
| 21 | SIMMONS, David | g | 2-4 | 0-1 | 0-0 | 1 | 4 | 5 | 4 | 4 | 2 | 1 | 0 | 1 | 30 | |
| 00 | DIXON, Tyrik | | 0-0 | 0-0 | 0-0 | 0 | 1 | 1 | 1 | 0 | 0 | 0 | 0 | 0 | 6 | |
| 03 | SIMS, Donovan | | 0-0 | 0-0 | 0-0 | 0 | 2 | 2 | 0 | 0 | 1 | 0 | 0 | 0 | 6 | |
| 04 | HAWTHORNE, James | | 0-0 | 0-0 | 0-0 | 1 | 1 | 2 | 0 | 0 | 0 | 0 | 0 | 0 | 9 | |
| 12 | SHELTON-SZMIDT, Th. | | 0-1 | 0-0 | 0-0 | 0 | 1 | 1 | 0 | 0 | 0 | 1 | 0 | 1 | 4 | |
| 25 | GAMBLE, Karl | | 2-4 | 0-1 | 0-1 | 2 | 2 | 4 | 2 | 4 | 0 | 0 | 0 | 0 | 14 | |
| | Team | | | | | 2 | 1 | 3 | | | 4 | | | | | |
| Totals | | | 24-56 | 3-14 | 15-23 | 14 | 25 | 39 | 18 | 66 | 13 | 9 | 1 | 3 | 200 | |

FG % 1st Half: 12-33 36.4% 2nd half: 12-23 52.2% Game: 24-56 42.9% Deadball Rebounds 4
3FG % 1st Half: 0-6 0.0% 2nd half: 3-8 37.5% Game: 3-14 21.4%
FT % 1st Half: 4-8 50.0% 2nd half: 11-15 73.3% Game: 15-23 65.2%

Vanderbilt 63 • 3-6

| | | Total | | 3-Ptr | | Rebounds | | | | | | | | | |
|--------|------------------|-------|--------|--------|--------|----------|-----|-----|----|----|----|----|-----|-----|-----|
| # | Player | f | FG-FGA | FG-FGA | FT-FTA | Off | Def | Tot | PF | TP | A | To | Blk | Stl | Min |
| 02 | TOYE, Joe | f | 0-6 | 0-3 | 0-0 | 1 | 1 | 2 | 2 | 0 | 1 | 1 | 1 | 0 | 19 |
| 11 | ROBERSON, Jeff | f | 2-6 | 1-2 | 8-8 | 2 | 2 | 4 | 2 | 13 | 0 | 2 | 0 | 1 | 32 |
| 12 | BAPTISTE, Djery | c | 2-7 | 0-0 | 0-0 | 2 | 4 | 6 | 2 | 4 | 1 | 0 | 3 | 0 | 22 |
| 00 | LEE, Saben | g | 2-6 | 0-2 | 1-2 | 0 | 0 | 0 | 2 | 5 | 3 | 1 | 0 | 1 | 26 |
| 13 | LACHANCE, Riley | g | 3-10 | 0-6 | 3-3 | 2 | 3 | 5 | 3 | 9 | 5 | 1 | 0 | 0 | 36 |
| 01 | WILLIS, Payton | | 3-6 | 2-5 | 1-2 | 1 | 4 | 5 | 1 | 9 | 0 | 0 | 0 | 0 | 17 |
| 05 | FISHER-DAVIS, M. | | 5-9 | 5-8 | 2-3 | 0 | 7 | 7 | 2 | 17 | 0 | 1 | 1 | 0 | 33 |
| 15 | BROWN, Clevon | | 3-4 | 0-1 | 0-1 | 3 | 1 | 4 | 3 | 6 | 1 | 0 | 0 | 1 | 13 |
| 50 | OBINNA, Ejike | | 0-0 | 0-0 | 0-0 | 0 | 0 | 0 | 2 | 0 | 0 | 1 | 0 | 0 | 2 |
| | Team | | | | | 0 | 0 | 0 | | | 2 | | | | |
| Totals | | | 20-54 | 8-27 | 15-19 | 11 | 22 | 33 | 19 | 63 | 11 | 9 | 5 | 3 | 200 |

FG % 1st Half: 11-23 47.8% 2nd half: 9-31 29.0% Game: 20-54 37.0% Deadball Rebounds 2
3FG % 1st Half: 3-10 30.0% 2nd half: 5-17 29.4% Game: 8-27 29.6%
FT % 1st Half: 7-9 77.8% 2nd half: 8-10 80.0% Game: 15-19 78.9%

Officials: Terry Oglesby, Byron Jarrett, Tim Gattis
Technical fouls: Middle Tennessee-None. Vanderbilt-None.
Attendance: 8739

| Score by periods | | 1st | 2nd | Total | Points | In Paint | Off T/O | 2nd Chance | Fast Break | Bench |
|------------------|--|-----|-----|-------|--------|----------|---------|------------|------------|-------|
| | | 28 | 38 | 66 | | | | | | |
| Middle Tennessee | | 28 | 38 | 66 | | | | | | |
| Vanderbilt | | 32 | 31 | 63 | | | | | | |

Last FG - MT 2nd-01:15, VU 2nd-02:13.
Largest lead - MT by 7 1st-13:43, VU by 7 1st-03:19.
MT led for 12:03. VU led for 23:30. Game was tied for 04:17.
Score tied - 6 times.
Lead changed - 9 times.



Official Basketball Box Score -- Game Totals -- Final Statistics
Vanderbilt vs Arizona State
12-17-17 Noon MT at Ned Wulk Court/Wells Fargo Arena-Tempe



Vanderbilt 64 • 3-7

| # | Player | | Total | | 3-Ptr | | Rebounds | | | PF | TP | A TO Blk Stl | | | | Min |
|--------|--------------------|---|--------|--------|--------|-----|----------|-----|-----|----|----|--------------|-----|---|-----|-----|
| | | | FG-FGA | FG-FGA | FT-FTA | Off | Def | Tot | Off | | | Def | Tot | | | |
| 02 | TOYE, Joe | f | 6-18 | 2-11 | 0-0 | 2 | 0 | 2 | 3 | 14 | 1 | 3 | 1 | 0 | 33 | |
| 11 | ROBERSON, Jeff | f | 1-7 | 0-2 | 5-5 | 2 | 5 | 7 | 4 | 7 | 0 | 2 | 0 | 0 | 32 | |
| 00 | LEE, Saben | g | 9-14 | 1-4 | 5-9 | 2 | 3 | 5 | 3 | 24 | 6 | 2 | 0 | 4 | 38 | |
| 05 | FISHER-DAVIS, M. | f | 1-10 | 0-8 | 0-0 | 2 | 6 | 8 | 3 | 2 | 3 | 2 | 1 | 3 | 33 | |
| 13 | LACHANCE, Riley | g | 1-8 | 1-4 | 0-0 | 0 | 3 | 3 | 3 | 3 | 0 | 0 | 0 | 0 | 27 | |
| 01 | WILLIS, Payton | | 1-2 | 0-0 | 1-1 | 0 | 0 | 0 | 2 | 3 | 0 | 1 | 0 | 0 | 11 | |
| 03 | AUSTIN, JR., Larry | | 2-3 | 0-0 | 2-2 | 1 | 0 | 1 | 2 | 6 | 0 | 0 | 0 | 0 | 13 | |
| 10 | EVANS, Maxwell | | 0-2 | 0-2 | 0-0 | 0 | 1 | 1 | 0 | 0 | 0 | 0 | 0 | 0 | 4 | |
| 15 | BROWN, Clevon | | 2-4 | 0-0 | 1-2 | 1 | 1 | 2 | 2 | 5 | 0 | 1 | 0 | 0 | 9 | |
| | Team | | | | | 6 | 2 | 8 | 1 | | | 4 | | | | |
| Totals | | | 23-68 | 4-31 | 14-19 | 16 | 21 | 37 | 23 | 64 | 10 | 15 | 2 | 7 | 200 | |

FG % 1st Half: 11-32 34.4% 2nd half: 12-36 33.3% Game: 23-68 33.8% Deadball Rebounds 1
3FG % 1st Half: 3-14 21.4% 2nd half: 1-7 5.9% Game: 4-31 12.9%
FT % 1st Half: 4-6 66.7% 2nd half: 10-13 76.9% Game: 14-19 73.7%

Arizona State 76 • 10-0

| # | Player | | Total | | 3-Ptr | Rebounds | | | PF | TP | A TO Blk Stl | | | | Min |
|--------|-------------------|---|--------|--------|--------|----------|-----|-----|----|----|--------------|----|----|-----|-----|
| | | | FG-FGA | FG-FGA | FT-FTA | Off | Def | Tot | | | PF | A | TO | Blk | |
| 10 | Shibel, Vitaliy | f | 1-3 | 0-2 | 1-2 | 0 | 3 | 3 | 3 | 3 | 0 | 1 | 1 | 0 | 19 |
| 23 | White, Romello | f | 6-8 | 0-0 | 0-2 | 8 | 1 | 9 | 5 | 12 | 1 | 5 | 2 | 0 | 18 |
| 00 | Holder, Tra | g | 6-15 | 2-6 | 11-11 | 1 | 4 | 5 | 1 | 25 | 2 | 4 | 0 | 2 | 37 |
| 11 | Evans II, Shannon | g | 4-12 | 2-9 | 5-6 | 0 | 5 | 5 | 2 | 15 | 2 | 0 | 0 | 0 | 34 |
| 44 | Justice, Kodi | g | 2-7 | 1-5 | 2-2 | 0 | 4 | 4 | 1 | 7 | 0 | 1 | 0 | 0 | 34 |
| 01 | Martin, Remy | | 3-8 | 0-1 | 0-0 | 1 | 2 | 3 | 3 | 6 | 0 | 3 | 1 | 0 | 26 |
| 03 | Mitchell, Mickey | | 3-4 | 0-0 | 2-5 | 4 | 9 | 13 | 4 | 8 | 2 | 1 | 0 | 2 | 23 |
| 22 | Witherill, Austin | | 0-0 | 0-0 | 0-0 | 0 | 0 | 0 | 0 | 0 | 0 | 0 | 0 | 0 | 1 |
| 24 | Salzman, Jordan | | 0-0 | 0-0 | 0-0 | 0 | 0 | 0 | 0 | 0 | 0 | 0 | 0 | 0 | 1 |
| 25 | Fogerty, Grant | | 0-0 | 0-0 | 0-0 | 0 | 0 | 0 | 0 | 0 | 0 | 0 | 0 | 0 | 1 |
| 35 | Lake, De'Quon | | 0-0 | 0-0 | 0-0 | 0 | 0 | 0 | 1 | 0 | 0 | 2 | 1 | 0 | 6 |
| | Team | | | | | 1 | 4 | 5 | | | | | | | |
| Totals | | | 25-57 | 5-23 | 21-28 | 15 | 32 | 47 | 20 | 76 | 7 | 17 | 5 | 4 | 200 |

FG % 1st Half: 11-30 36.7% 2nd half: 14-27 51.9% Game: 25-57 43.9% Deadball Rebounds 4
3FG % 1st Half: 2-11 18.2% 2nd half: 3-12 25.0% Game: 5-23 21.7%
FT % 1st Half: 6-10 60.0% 2nd half: 15-18 83.3% Game: 21-28 75.0%

Officials: Tony Padilla, David Hall, Michael Greenstein
Technical fouls: Vanderbilt-TEAM. Arizona State-Martin, Remy.
Attendance: 10797

ASU enters game ranked fifth in the AP poll.
9-0 record entering is tied for best start in ASU history.

| Score by periods | | 1st | 2nd | Total | Points | In Paint | Off T/O | 2nd Chance | Fast Break | Bench |
|------------------|--|-----|-----|-------|--------|----------|---------|------------|------------|-------|
| | | 29 | 35 | 64 | | | | | | |
| Vanderbilt | | 29 | 35 | 64 | | | | | | |
| Arizona State | | 30 | 46 | 76 | | | | | | |

Last FG - VU 2nd-00:13, ASU 2nd-02:32.
Largest lead - VU by 13 1st-15:03, ASU by 20 2nd-13:30.
VU led for 19:34. ASU led for 20:03. Game was tied for 00:23.
Score tied - 0 times.
Lead changed - 1 time.



Official Basketball Box Score -- Game Totals -- Final Statistics
Houston Baptist vs Vanderbilt
12/20/17 6 p.m. at Nashville, Tenn. (Memorial Gym)



Houston Baptist 48 • 4-9

| | | Total | 3-Ptr | Rebounds | | | | | | | | | | | |
|----|-------------------|--------|--------|----------|------|-----|-----|----|----|----|----|-----|-----|-----|----|
| # | Player | FG-FGA | FG-FGA | FT-FTA | Off | Def | Tot | PF | TP | A | TO | Blk | Stl | Min | |
| 05 | CARAHER, David | f | 3-12 | 0-2 | 1-2 | 3 | 3 | 6 | 1 | 7 | 2 | 3 | 0 | 0 | 24 |
| 15 | HARDT, Edward | c | 0-1 | 0-0 | 2-2 | 0 | 1 | 1 | 0 | 2 | 0 | 1 | 0 | 0 | 10 |
| 00 | DUBOSE, Ian | g | 6-10 | 1-2 | 7-13 | 3 | 1 | 4 | 4 | 20 | 1 | 1 | 0 | 0 | 32 |
| 21 | GATES, JR., Will | g | 0-3 | 0-1 | 0-0 | 1 | 1 | 2 | 1 | 0 | 0 | 0 | 0 | 0 | 19 |
| 30 | BONDS, Braxton | g | 2-8 | 0-2 | 0-1 | 2 | 2 | 4 | 3 | 4 | 0 | 2 | 0 | 3 | 33 |
| 04 | MCKENZIE, Philip | | 2-4 | 0-0 | 1-4 | 4 | 5 | 9 | 0 | 5 | 0 | 1 | 0 | 0 | 17 |
| 04 | O'SUJJI, Stephen | | 0-1 | 0-0 | 0-0 | 0 | 1 | 1 | 0 | 0 | 0 | 0 | 0 | 0 | 3 |
| 11 | EMILI, Chukeka | | 1-2 | 0-0 | 0-0 | 0 | 3 | 3 | 4 | 2 | 0 | 1 | 1 | 1 | 18 |
| 12 | MYLES, Tim | | 0-3 | 0-0 | 0-0 | 1 | 0 | 1 | 2 | 0 | 1 | 2 | 2 | 1 | 12 |
| 22 | GATES, Jalón | | 2-11 | 0-7 | 4-4 | 0 | 1 | 1 | 2 | 8 | 0 | 1 | 0 | 0 | 12 |
| 23 | LYNCH-DANIELS, O. | | 0-6 | 0-4 | 0-0 | 0 | 2 | 2 | 1 | 0 | 1 | 1 | 0 | 1 | 20 |
| | Team | | | | | 2 | 2 | 4 | | | 1 | | | | |

FG % 1st Half: 6-28 21.4% 2nd half: 10-33 30.3% Game: 16-61 26.2% Deadball Rebounds 7
3FG % 1st Half: 0-7 0.0% 2nd half: 1-11 9.1% Game: 1-18 5.6%
FT % 1st Half: 5-9 55.6% 2nd half: 10-17 58.8% Game: 15-26 57.7%

Vanderbilt 81 • 4-7

| | | Total | 3-Ptr | Rebounds | | | | | | | | | | | |
|--------|--------------------|--------|--------|----------|-------|-----|-----|----|----|----|----|-----|-----|-----|-----|
| # | Player | FG-FGA | FG-FGA | FT-FTA | Off | Def | Tot | PF | TP | A | TO | Blk | Stl | Min | |
| 02 | TOYE, Joe | f | 2-8 | 0-3 | 3-4 | 0 | 3 | 3 | 1 | 7 | 2 | 0 | 2 | 1 | 23 |
| 11 | ROBERSON, Jeff | f | 4-8 | 1-4 | 8-8 | 3 | 7 | 10 | 3 | 17 | 0 | 2 | 0 | 0 | 27 |
| 00 | LEE, Saben | g | 1-6 | 0-2 | 1-1 | 1 | 3 | 4 | 3 | 3 | 5 | 3 | 1 | 1 | 20 |
| 05 | FISHER-DAVIS, M. | g | 6-10 | 5-9 | 2-2 | 1 | 4 | 5 | 2 | 19 | 3 | 3 | 1 | 2 | 26 |
| 13 | LACHANCE, Riley | g | 4-6 | 3-4 | 0-0 | 0 | 4 | 4 | 0 | 11 | 5 | 1 | 0 | 1 | 25 |
| 01 | WILLIS, Payton | | 1-3 | 1-2 | 2-2 | 0 | 1 | 1 | 1 | 5 | 2 | 1 | 0 | 1 | 14 |
| 03 | AUSTIN, JR., Larry | | 0-1 | 0-1 | 1-2 | 2 | 2 | 4 | 3 | 1 | 2 | 1 | 0 | 0 | 19 |
| 10 | EVANS, Maxwell | | 6-10 | 2-5 | 0-0 | 0 | 0 | 0 | 1 | 14 | 1 | 0 | 0 | 0 | 13 |
| 12 | BAPTISTE, Djery | | 1-3 | 0-0 | 0-0 | 1 | 3 | 4 | 4 | 2 | 0 | 1 | 1 | 0 | 9 |
| 14 | RICE, Isaiah | | 0-0 | 0-0 | 0-0 | 0 | 0 | 0 | 0 | 0 | 0 | 1 | 0 | 0 | 1 |
| 16 | BROWN, Clevon | | 0-2 | 0-0 | 0-0 | 1 | 1 | 2 | 5 | 0 | 0 | 1 | 3 | 0 | 12 |
| 50 | OBINNA, Ejike | | 1-1 | 0-0 | 0-4 | 0 | 3 | 3 | 0 | 2 | 0 | 0 | 0 | 0 | 11 |
| | Team | | | | | 3 | 2 | 5 | | | | | | | |
| Totals | | | 26-58 | 12-30 | 17-23 | 12 | 33 | 45 | 23 | 81 | 20 | 14 | 8 | 6 | 200 |

Official Basketball Box Score -- Game Totals -- Final Statistics
Vanderbilt vs Florida
12/30/17 4 p.m. at Exactech Arena - Gainesville, Fla.



Vanderbilt 74 • 5-8, 0-1 SEC

| # | Player | Total | | 3-Ptr | Rebounds | | | PF | TP | A TO Blk Stl | | | | Min |
|--------|--------------------|--------|--------|-------|-------------|----|----|----|----|--------------|----|---|---|------|
| | | FG-FGA | FG-FGA | | Off Def Tot | | | | | | | | | |
| 02 | TOYE, Joe | f | 0-5 | 0-3 | 0-0 | 0 | 1 | 1 | 5 | 0 | 1 | 1 | 0 | 21 |
| 11 | ROBERSON, Jeff | f | 7-14 | 3-7 | 1-3 | 4 | 3 | 7 | 4 | 18 | 1 | 1 | 0 | 34 |
| 00 | LEE, Saben | g | 4-9 | 0-2 | 5-5 | 0 | 3 | 3 | 13 | 3 | 2 | 0 | 0 | 24 |
| 05 | FISHER-DAVIS, M. | g | 7-17 | 3-9 | 0-0 | 1 | 3 | 4 | 2 | 17 | 1 | 0 | 1 | 33 |
| 13 | LACHANCE, Riley | g | 3-5 | 2-4 | 3-3 | 0 | 4 | 4 | 4 | 11 | 3 | 2 | 0 | 26 |
| 01 | WILLIS, Payton | | 3-6 | 3-4 | 1-2 | 1 | 1 | 2 | 4 | 10 | 4 | 0 | 0 | 28 |
| 03 | AUSTIN, JR., Larry | | 0-1 | 0-0 | 0-0 | 0 | 0 | 0 | 0 | 1 | 1 | 0 | 0 | 7 |
| 10 | EVANS, Maxwell | | 0-2 | 0-1 | 0-0 | 0 | 2 | 0 | 0 | 0 | 1 | 0 | 0 | 5 |
| 12 | BAPTISTE, Djery | | 0-0 | 0-0 | 0-0 | 0 | 2 | 2 | 2 | 0 | 0 | 1 | 2 | 7 |
| 15 | BROWN, Clevon | | 2-3 | 1-1 | 0-1 | 2 | 4 | 6 | 0 | 5 | 0 | 0 | 0 | 15 |
| | Team | | | | | 4 | 1 | 5 | | | | | | |
| Totals | | | 26-62 | 12-31 | 10-14 | 12 | 24 | 36 | 24 | 74 | 14 | 9 | 3 | 1200 |

FG % 1st Half: 7-25 28.0% 2nd half: 19-37 51.4% Game: 26-62 41.9% Deadball Rebounds 0
3FG % 1st Half: 5-12 41.7% 2nd half: 7-19 36.8% Game: 12-31 38.7%
FT % 1st Half: 1-1 100.0 2nd half: 9-13 69.2% Game: 10-14 71.4%

Florida 81 • 9-4, 1-0 SEC

| # | Player | Total | | 3-Ptr | Rebounds | | | PF | TP | A TO Blk Stl | | | | Min |
|--------|--------------------|--------|--------|-------|-------------|---|----|----|----|--------------|---|---|----|-----|
| | | FG-FGA | FG-FGA | | Off Def Tot | | | | | | | | | |
| 25 | Stone, Keith | f | 2-9 | 0-1 | 2-2 | 3 | 3 | 6 | 4 | 6 | 1 | 1 | 3 | 28 |
| 13 | Hayes, Kevarrus | c | 2-2 | 0-0 | 3-4 | 1 | 4 | 5 | 4 | 7 | 2 | 1 | 4 | 24 |
| 04 | Koulechov, Egor | g | 5-13 | 2-4 | 10-10 | 0 | 8 | 8 | 0 | 22 | 0 | 1 | 0 | 34 |
| 05 | Allen, KeVaughn | g | 4-6 | 2-3 | 6-6 | 0 | 3 | 3 | 2 | 16 | 1 | 0 | 2 | 38 |
| 11 | Chiozza, Chris | g | 7-15 | 1-4 | 2-2 | 0 | 4 | 4 | 3 | 17 | 3 | 1 | 0 | 36 |
| 00 | Okauru, Mike | | 0-3 | 0-2 | 0-0 | 0 | 2 | 2 | 1 | 0 | 0 | 0 | 0 | 6 |
| 03 | Hudson, Jalen | | 2-5 | 2-4 | 2-4 | 0 | 2 | 2 | 0 | 8 | 0 | 0 | 1 | 14 |
| 21 | Bassett, Dontay | | 0-0 | 0-0 | 0-0 | 1 | 0 | 1 | 0 | 0 | 0 | 0 | 1 | 4 |
| 24 | Ballard, Deaundrea | | 1-1 | 1-1 | 2-2 | 2 | 1 | 3 | 1 | 5 | 0 | 1 | 0 | 16 |
| | Team | | | | | 1 | 1 | 2 | | | | | | |
| Totals | | | 23-54 | 8-19 | 27-30 | 8 | 28 | 36 | 15 | 81 | 7 | 5 | 10 | 200 |

FG % 1st Half: 14-31 45.2% 2nd half: 9-23 39.1% Game: 23-54 42.6% Deadball Rebounds 2
3FG % 1st Half: 7-15 46.7% 2nd half: 1-4 25.0% Game: 8-19 42.1%
FT % 1st Half: 5-5 100.0 2nd half: 22-25 88.0% Game: 27-30 90.0%

Officials: Tony Greene, Tony Henderson, Vladimir Voyard-Tadal
Technical fouls: Vanderbilt-None. Florida-None.
Attendance: 10274
VU#2 J.Toye fouls out at 7:35(2)

| Score by periods | 1st | 2nd | Total |
|------------------|-----|-----|-------|
| Vanderbilt | 20 | 54 | 74 |
| Florida | 40 | 41 | 81 |

Last FG - VU 2nd-00:09, UF 2nd-00:43.
Largest lead - VU None, UF by 20 1st-00:04.
VU led for 00:00. UF led for 38:49. Game was tied for 01:11.

Points VU UF In Paint 24 26 T/O 3 6 2nd Chance 7 6 Fast Break 5 13 Bench 15 13 Score tied - 0 times. Lead changed - 0 times.

Official Basketball Box Score -- Game Totals -- Final Statistics
Alabama vs Vanderbilt
01/02/18 6 p.m. at Nashville, Tenn. (Memorial Gym)



Alabama 75 • 9-5, 1-1 SEC

| # | Player | Total | | 3-Ptr | Rebounds | | | PF | TP | A TO Blk Stl | | | | Min |
|--------|-------------------|--------|--------|-------|-------------|---|----|----|----|--------------|----|----|---|-----|
| | | FG-FGA | FG-FGA | | Off Def Tot | | | | | | | | | |
| 00 | Hall, Donta | f | 6-6 | 0-0 | 2-3 | 1 | 5 | 6 | 3 | 14 | 0 | 2 | 2 | 27 |
| 25 | Key, Braxton | f | 3-8 | 1-2 | 2-2 | 1 | 5 | 6 | 2 | 9 | 3 | 1 | 1 | 4 |
| 02 | Sexton, Collin | g | 8-14 | 1-2 | 7-7 | 0 | 3 | 3 | 4 | 24 | 5 | 2 | 0 | 30 |
| 12 | Ingram, Dazon | g | 2-4 | 0-1 | 5-6 | 0 | 6 | 6 | 1 | 9 | 2 | 2 | 3 | 29 |
| 23 | Petty, John | g | 1-6 | 0-3 | 0-0 | 0 | 1 | 1 | 0 | 2 | 1 | 1 | 0 | 1 |
| 04 | Giddens, Daniel | | 1-2 | 0-0 | 3-4 | 0 | 1 | 1 | 4 | 5 | 1 | 0 | 0 | 12 |
| 05 | Johnson Jr, Avery | | 2-4 | 2-3 | 0-0 | 0 | 2 | 2 | 1 | 6 | 0 | 1 | 0 | 19 |
| 10 | Jones, Herbert | | 3-8 | 0-0 | 0-0 | 2 | 1 | 3 | 2 | 6 | 1 | 1 | 2 | 21 |
| 30 | Smith, Galin | | 0-0 | 0-0 | 0-0 | 0 | 0 | 0 | 0 | 0 | 0 | 0 | 0 | 1 |
| | Team | | | | | 0 | 3 | 3 | | | | | | |
| Totals | | | 26-52 | 4-11 | 19-22 | 4 | 27 | 31 | 17 | 75 | 13 | 10 | 8 | 10 |

FG % 1st Half: 11-26 42.3% 2nd half: 15-26 57.7% Game: 26-52 50.0% Deadball Rebounds 1
3FG % 1st Half: 3-8 37.5% 2nd half: 1-3 33.3% Game: 4-11 36.4%
FT % 1st Half: 8-9 88.9% 2nd half: 11-13 84.6% Game: 19-22 86.4%

Vanderbilt 76 • 6-8, 1-1 SEC

| # | Player | Total | | 3-Ptr | Rebounds | | | PF | TP | A TO Blk Stl | | | | Min |
|--------|------------------|--------|--------|-------|-------------|---|----|----|----|--------------|----|----|---|-----|
| | | FG-FGA | FG-FGA | | Off Def Tot | | | | | | | | | |
| 11 | ROBERSON, Jeff | f | 5-11 | 2-2 | 5-6 | 0 | 5 | 5 | 3 | 17 | 2 | 2 | 0 | 34 |
| 15 | BROWN, Clevon | f | 1-5 | 0-3 | 1-2 | 3 | 2 | 5 | 2 | 3 | 1 | 1 | 2 | 16 |
| 00 | LEE, Saben | g | 7-14 | 2-4 | 7-9 | 1 | 0 | 1 | 1 | 23 | 2 | 3 | 0 | 27 |
| 10 | EVANS, Maxwell | g | 2-7 | 1-6 | 4-5 | 0 | 1 | 1 | 1 | 9 | 1 | 2 | 0 | 24 |
| 13 | LACHANCE, Riley | g | 3-5 | 2-3 | 2-2 | 0 | 2 | 2 | 2 | 10 | 5 | 3 | 0 | 30 |
| 01 | WILLIS, Payton | | 0-3 | 0-3 | 0-0 | 0 | 1 | 1 | 1 | 0 | 1 | 0 | 0 | 10 |
| 02 | TOYE, Joe | | 0-1 | 0-0 | 1-2 | 0 | 1 | 1 | 1 | 1 | 0 | 0 | 0 | 6 |
| 05 | FISHER-DAVIS, M. | | 4-7 | 3-4 | 0-0 | 2 | 3 | 5 | 3 | 11 | 0 | 1 | 0 | 29 |
| 12 | BAPTISTE, Djery | | 1-1 | 0-0 | 0-0 | 0 | 7 | 7 | 1 | 2 | 0 | 0 | 3 | 24 |
| | Team | | | | | 3 | 2 | 5 | | | | | | |
| Totals | | | 23-54 | 10-25 | 20-26 | 9 | 24 | 33 | 15 | 76 | 12 | 12 | 5 | 7 |

FG % 1st Half: 12-30 40.0% 2nd half: 11-24 45.8% Game: 23-54 42.6% Deadball Rebounds 1
3FG % 1st Half: 8-16 50.0% 2nd half: 2-9 22.2% Game: 10-25 40.0%
FT % 1st Half: 11-13 84.6% 2nd half: 9-13 69.2% Game: 20-26 76.9%

Officials: Doug Shows, Byron Jarrett, Owen Shortt
Technical fouls: Alabama-None. Vanderbilt-None.
Attendance: 9519

| Score by periods | 1st | 2nd | Total |
|------------------|-----|-----|-------|
| Alabama | 33 | 42 | 75 |
| Vanderbilt | 43 | 33 | 76 |

Last FG - UA 2nd-00:06, VU 2nd-00:18.
Largest lead - UA by 4 1st-18:11, VU by 15 2nd-19:16.
UA led for 04:42. VU led for 33:57. Game was tied for 01:21.

Points UA VU In Paint 42 20 T/O 14 16 2nd Chance 2 8 Fast Break 8 4 Bench 17 14 Score tied - 3 times. Lead changed - 3 times.

Official Basketball Box Score -- Game Totals -- Final Statistics
Vanderbilt vs South Carolina
1/6/18 6:45 p.m. ET at Columbia, S.C. (Colonial Life Arena)



Vanderbilt 60 • 6-9, 1-2 SEC

| # | Player | Total | | 3-Ptr | Rebounds | | | PF | TP | A TO Blk Stl | | | | Min |
|--------|--------------------|--------|--------|-------|-------------|---|----|----|----|--------------|----|----|---|-----|
| | | FG-FGA | FG-FGA | | Off Def Tot | | | | | | | | | |
| 11 | ROBERSON, Jeff | f | 2-6 | 1-5 | 4-6 | 2 | 7 | 9 | 4 | 9 | 3 | 3 | 0 | 33 |
| 15 | BROWN, Clevon | f | 0-3 | 0-2 | 0-1 | 0 | 2 | 2 | 4 | 0 | 0 | 1 | 0 | 12 |
| 00 | LEE, Saben | g | 6-11 | 3-5 | 2-4 | 0 | 2 | 2 | 5 | 17 | 2 | 3 | 0 | 31 |
| 10 | EVANS, Maxwell | g | 1-4 | 1-3 | 2-2 | 3 | 1 | 4 | 4 | 5 | 0 | 4 | 0 | 23 |
| 13 | LACHANCE, Riley | g | 1-5 | 1-5 | 0-0 | 1 | 0 | 1 | 5 | 3 | 2 | 3 | 0 | 25 |
| 01 | WILLIS, Payton | | 2-6 | 0-3 | 0-0 | 1 | 2 | 3 | 2 | 4 | 1 | 1 | 0 | 16 |
| 02 | TOYE, Joe | | 0-1 | 0-0 | 0-0 | 0 | 2 | 2 | 1 | 0 | 0 | 1 | 0 | 9 |
| 03 | AUSTIN, JR., Larry | | 0-0 | 0-0 | 0-0 | 0 | 0 | 0 | 0 | 0 | 0 | 0 | 0 | 0 |
| 05 | FISHER-DAVIS, M. | | 4-11 | 2-6 | 2-2 | 1 | 4 | 5 | 1 | 12 | 2 | 3 | 4 | 27 |
| 12 | BAPTISTE, Djery | | 3-7 | 0-0 | 4-5 | 1 | 4 | 5 | 5 | 10 | 0 | 0 | 0 | 24 |
| | Team | | | | | 0 | 1 | 1 | | | | | | |
| Totals | | | 19-54 | 8-29 | 14-20 | 9 | 25 | 34 | 31 | 60 | 10 | 19 | 4 | 200 |

FG % 1st Half: 8-23 34.8% 2nd half: 11-31 35.5% Game: 19-54 35.2% Deadball Rebounds 1,2
3FG % 1st Half: 4-10 40.0% 2nd half: 4-19 21.1% Game: 8-29 27.6%
FT % 1st Half: 8-12 66.7% 2nd half: 6-8 75.0% Game: 14-20 70.0%

South Carolina 71 • 10-5, 1-2 SEC

| # | Player | Total | | 3-Ptr | Rebounds | | | PF | TP | A TO Blk Stl | | | | Min |
|--------|----------------|--------|--------|-------|-------------|----|----|----|----|--------------|---|----|---|-----|
| | | FG-FGA | FG-FGA | | Off Def Tot | | | | | | | | | |
| 10 | MINAYA, Justin | f | 2-7 | 1-3 | 1-3 | 2 | 3 | 5 | 3 | 6 | 1 | 0 | 1 | 31 |
| 21 | KOTSAR, Maik | f | 1-2 | 0-0 | 0-0 | 0 | 5 | 5 | 4 | 2 | 1 | 2 | 1 | 20 |
| 00 | SILVA, Chris | f | 9-15 | 0-0 | 9-12 | 2 | 6 | 8 | 1 | 27 | 1 | 1 | 0 | 31 |
| 15 | MYERS, Wesley | g | 4-5 | 1-1 | 8-12 | 1 | 2 | 3 | 3 | 17 | 1 | 2 | 0 | 22 |
| 23 | HINSON, Evan | g | 2-4 | 0-2 | 2-2 | 0 | 2 | 2 | 2 | 6 | 0 | 0 | 0 | 13 |
| 00 | BEATTY, David | | 1-7 | 1-2 | 0-1 | 0 | 0 | 0 | 0 | 3 | 1 | 6 | 0 | 24 |
| 05 | BOOKER, Frank | | 0-4 | 0-0 | 4-7 | 0 | 4 | 4 | 2 | 4 | 0 | 1 | 0 | 3 |
| 13 | HAASE, Felipe | | 1-8 | 1-6 | 0-0 | 2 | 4 | 6 | 1 | 3 | 2 | 0 | 1 | 16 |
| 33 | CUDD, Jason | | 1-2 | 0-0 | 1-2 | 1 | 2 | 3 | 1 | 3 | 1 | 0 | 1 | 15 |
| | Team | | | | | 3 | 2 | 5 | | | | | | |
| Totals | | | 21-54 | 4-14 | 25-39 | 11 | 30 | 41 | 17 | 71 | 8 | 12 | 4 | 7 |

FG % 1st Half: 10-28 35.7% 2nd half: 11-26 42.3% Game: 21-54 38.9% Deadball Rebounds 9,1
3FG % 1st Half: 2-8 25.0% 2nd half: 2-6 33.3% Game: 4-14 28.6%
FT % 1st Half: 4-8 50.0% 2nd half: 21-31 67.7% Game: 25-39 64.1%

Officials: Karl Hess, Chuck Jones, Rob Rorke
Technical fouls: Vanderbilt-TEAM. South Carolina-None.
Attendance: 11391
Game time 2:05

| Score by periods | 1st | 2nd | Total |
|------------------|-----|-----|-------|
| Vanderbilt | 28 | 32 | 60 |
| South Carolina | 26 | 45 | 71 |

Last FG - VU 2nd-00:22, SC 2nd-03:23.
Largest lead - VU by 6 1st-13



Official Basketball Box Score -- Game Totals -- Final Statistics
Kentucky vs Vanderbilt
 01/13/18 3 p.m. at Nashville, Tenn. (Memorial Gym)



Kentucky 74 • 14-3, 4-1 SEC

| # | Player | Total | | 3-Ptr | | Rebounds | | | PF | TP | A TO Blk | | | Stl | Min |
|--------|-----------------------|--------|--------|--------|--------|----------|-----|-----|----|----|----------|----|-----|-----|-----|
| | | FG-FGA | FT-FGA | FG-FGA | FT-FGA | Off | Def | Tot | | | A | TO | Blk | | |
| 04 | Richards, Nick | f | 2-2 | 0-0 | 0-0 | 0 | 3 | 3 | 3 | 4 | 0 | 1 | 2 | 0 | 12 |
| 05 | Knox, Kevin | f | 5-9 | 0-2 | 7-7 | 1 | 3 | 4 | 2 | 17 | 1 | 1 | 0 | 1 | 28 |
| 25 | Washington, PJ | f | 2-4 | 1-1 | 5-8 | 3 | 5 | 8 | 2 | 10 | 2 | 4 | 0 | 0 | 38 |
| 03 | Diallo, Hamidou | g | 2-7 | 1-2 | 5-8 | 1 | 2 | 3 | 4 | 10 | 1 | 1 | 2 | 0 | 39 |
| 22 | Gilgeous-Alexander | g | 7-11 | 1-1 | 7-10 | 0 | 4 | 4 | 3 | 22 | 6 | 3 | 0 | 0 | 39 |
| 01 | Killelea-Jones, Sacha | | 2-2 | 0-0 | 0-0 | 1 | 1 | 2 | 3 | 4 | 0 | 0 | 1 | 1 | 15 |
| 32 | Gabriel, Wenyen | | 3-8 | 0-4 | 1-4 | 2 | 7 | 9 | 2 | 7 | 1 | 1 | 2 | 1 | 29 |
| | Team | | | | | 1 | 1 | 2 | | | | | | | |
| Totals | | | 23-43 | 3-10 | 25-37 | 9 | 26 | 35 | 19 | 74 | 11 | 11 | 7 | 3 | 200 |

FG % 1st Half: 11-22 50.0% 2nd half: 12-21 57.1% Game: 23-43 53.5%
 3FG % 1st Half: 2-6 33.3% 2nd half: 1-4 25.0% Game: 3-10 30.0%
 FT % 1st Half: 12-18 66.7% 2nd half: 13-19 68.4% Game: 25-37 67.6%

Deadball Rebounds: 5

Vanderbilt 67 • 6-11, 1-4 SEC

| # | Player | Total | | 3-Ptr | | Rebounds | | | PF | TP | A TO Blk | | | Stl | Min |
|--------|------------------|--------|--------|--------|--------|----------|-----|-----|----|----|----------|----|-----|-----|-----|
| | | FG-FGA | FT-FGA | FG-FGA | FT-FGA | Off | Def | Tot | | | A | TO | Blk | | |
| 11 | ROBERSON, Jeff | f | 6-12 | 2-7 | 6-6 | 2 | 5 | 7 | 4 | 20 | 1 | 0 | 0 | 0 | 38 |
| 12 | BAPTISTE, Djery | c | 0-2 | 0-0 | 2-2 | 2 | 2 | 4 | 4 | 2 | 0 | 1 | 2 | 0 | 21 |
| 00 | LEE, Saben | g | 4-10 | 1-3 | 3-4 | 2 | 1 | 3 | 3 | 12 | 3 | 3 | 0 | 2 | 31 |
| 05 | FISHER-DAVIS, M. | | 2-6 | 0-3 | 5-5 | 1 | 2 | 3 | 2 | 9 | 0 | 0 | 0 | 1 | 16 |
| 13 | LACHANCE, Riley | g | 3-7 | 0-4 | 0-4 | 0 | 2 | 2 | 1 | 6 | 4 | 1 | 0 | 0 | 27 |
| 01 | WILLIS, Payton | | 3-7 | 2-6 | 0-0 | 0 | 3 | 3 | 3 | 8 | 3 | 1 | 0 | 2 | 22 |
| 02 | TOYE, Joe | | 1-6 | 0-1 | 2-3 | 1 | 0 | 1 | 3 | 4 | 0 | 0 | 0 | 0 | 21 |
| 10 | EVANS, Maxwell | | 0-1 | 0-0 | 0-0 | 0 | 1 | 1 | 2 | 0 | 0 | 0 | 0 | 0 | 4 |
| 15 | BROWN, Clevon | | 2-3 | 1-1 | 0-1 | 2 | 2 | 4 | 1 | 5 | 0 | 0 | 2 | 1 | 17 |
| 50 | OBINNA, Ejike | | 0-1 | 0-0 | 1-2 | 1 | 0 | 1 | 0 | 1 | 0 | 0 | 0 | 0 | 3 |
| | Team | | | | | 1 | 0 | 1 | | | | | | | |
| Totals | | | 21-55 | 6-25 | 19-27 | 12 | 18 | 30 | 23 | 67 | 11 | 7 | 4 | 6 | 200 |

FG % 1st Half: 7-27 25.9% 2nd half: 14-28 50.0% Game: 21-55 38.2%
 3FG % 1st Half: 1-11 9.1% 2nd half: 5-14 35.7% Game: 6-25 24.0%
 FT % 1st Half: 12-13 92.3% 2nd half: 7-14 50.0% Game: 19-27 70.4%

Deadball Rebounds: 4

Officials: Tony Greene, Byron Jarrett, Garrick Shannon
 Technical fouls: Kentucky-None. Vanderbilt-None.
 Attendance: 13389

| Score by periods | 1st | 2nd | Total |
|------------------|-----|-----|-------|
| Kentucky | 36 | 38 | 74 |
| Vanderbilt | 27 | 40 | 67 |

Last FG - UK 2nd-01:17, VU 2nd-00:34.
 Largest lead - UK by 9 1st-00:02, VU by 4 1st-17:03.
 UK led for 32:43. VU led for 02:17. Game was tied for 04:58.

| Points | In Paint | Off T/O | 2nd Chance | Fast Break | Bench |
|--------|----------|---------|------------|------------|-------|
| UK | 36 | 6 | 13 | 2 | 11 |
| VU | 26 | 10 | 6 | 0 | 18 |

Score tied - 3 times.
 Lead changed - 3 times.



Official Basketball Box Score -- Game Totals -- Final Statistics
Vanderbilt vs Mississippi State
 01-16-18 6 p.m. at Starkville, Miss. (Humphrey Coliseum)



Vanderbilt 62 • 6-12,1-5

| # | Player | Total | | 3-Ptr | | Rebounds | | | PF | TP | A TO Blk | | | Stl | Min |
|--------|--------------------|--------|--------|--------|--------|----------|-----|-----|----|----|----------|----|-----|-----|-----|
| | | FG-FGA | FT-FGA | FG-FGA | FT-FGA | Off | Def | Tot | | | A | TO | Blk | | |
| 11 | ROBERSON, Jeff | f | 5-10 | 0-4 | 0-1 | 0 | 2 | 2 | 4 | 10 | 2 | 2 | 0 | 0 | 26 |
| 12 | BAPTISTE, Djery | c | 1-3 | 0-0 | 0-0 | 0 | 2 | 2 | 2 | 2 | 0 | 1 | 0 | 0 | 12 |
| 00 | LEE, Saben | g | 2-6 | 0-3 | 2-2 | 0 | 5 | 5 | 1 | 6 | 4 | 2 | 0 | 0 | 28 |
| 01 | WILLIS, Payton | g | 3-8 | 2-6 | 0-0 | 0 | 0 | 0 | 0 | 8 | 0 | 0 | 0 | 1 | 26 |
| 13 | LACHANCE, Riley | g | 2-4 | 1-3 | 0-0 | 0 | 7 | 7 | 3 | 5 | 4 | 1 | 0 | 0 | 25 |
| 02 | TOYE, Joe | | 1-2 | 1-2 | 0-0 | 0 | 1 | 1 | 1 | 3 | 1 | 1 | 0 | 0 | 20 |
| 03 | AUSTIN, JR., Larry | | 2-2 | 0-0 | 0-0 | 0 | 1 | 1 | 1 | 4 | 2 | 0 | 0 | 1 | 16 |
| 10 | EVANS, Maxwell | | 1-2 | 0-0 | 0-0 | 0 | 2 | 2 | 0 | 2 | 0 | 1 | 0 | 0 | 5 |
| 15 | BROWN, Clevon | | 3-7 | 0-2 | 2-2 | 0 | 2 | 2 | 2 | 8 | 1 | 1 | 2 | 0 | 20 |
| 50 | OBINNA, Ejike | | 6-9 | 0-0 | 2-4 | 1 | 3 | 4 | 1 | 14 | 0 | 1 | 1 | 0 | 22 |
| | Team | | | | | 2 | 1 | 3 | | | | | | | |
| Totals | | | 26-53 | 4-20 | 6-9 | 3 | 26 | 29 | 15 | 62 | 14 | 10 | 3 | 2 | 200 |

FG % 1st Half: 11-26 42.3% 2nd half: 15-27 55.6% Game: 26-53 49.1%
 3FG % 1st Half: 1-10 10.0% 2nd half: 3-10 30.0% Game: 4-20 20.0%
 FT % 1st Half: 2-4 50.0% 2nd half: 4-5 80.0% Game: 6-9 66.7%

Deadball Rebounds: 1

Mississippi State 80 • 14-4, 2-3

| # | Player | Total | | 3-Ptr | | Rebounds | | | PF | TP | A TO Blk | | | Stl | Min |
|--------|-------------------|--------|--------|--------|--------|----------|-----|-----|----|----|----------|----|-----|-----|-----|
| | | FG-FGA | FT-FGA | FG-FGA | FT-FGA | Off | Def | Tot | | | A | TO | Blk | | |
| 24 | Abdul Ado | f | 4-7 | 0-0 | 1-4 | 3 | 3 | 6 | 4 | 9 | 1 | 0 | 1 | 1 | 14 |
| 35 | Aric Holman | f | 7-10 | 2-3 | 2-2 | 4 | 10 | 14 | 1 | 18 | 2 | 0 | 2 | 0 | 26 |
| 00 | Nick Weatherspoon | g | 1-7 | 0-3 | 0-0 | 0 | 3 | 3 | 1 | 2 | 4 | 0 | 0 | 0 | 21 |
| 11 | Q Weatherspoon | g | 8-12 | 1-3 | 2-3 | 1 | 3 | 4 | 2 | 19 | 4 | 2 | 0 | 1 | 28 |
| 23 | Tyson Carter | g | 3-8 | 2-4 | 1-1 | 1 | 4 | 5 | 2 | 9 | 2 | 1 | 1 | 2 | 30 |
| 01 | Lamar Peters | | 3-8 | 1-3 | 3-4 | 0 | 1 | 1 | 0 | 10 | 5 | 0 | 0 | 3 | 22 |
| 02 | Eli Wright | | 2-3 | 0-0 | 1-1 | 1 | 0 | 1 | 1 | 5 | 2 | 0 | 0 | 1 | 21 |
| 03 | Xavian Stapleton | | 3-9 | 2-4 | 0-0 | 0 | 0 | 0 | 0 | 8 | 0 | 0 | 0 | 0 | 24 |
| 22 | KeyShawn Feazell | | 0-0 | 0-0 | 0-0 | 0 | 0 | 0 | 0 | 0 | 0 | 1 | 0 | 0 | 6 |
| 45 | E.J. Datcher | | 0-0 | 0-0 | 0-0 | 1 | 0 | 1 | 0 | 0 | 0 | 0 | 1 | 0 | 8 |
| | Team | | | | | 0 | 2 | 2 | | | | | | | |
| Totals | | | 31-64 | 8-20 | 10-15 | 11 | 26 | 37 | 11 | 80 | 20 | 4 | 5 | 8 | 200 |

FG % 1st Half: 14-34 41.2% 2nd half: 17-30 56.7% Game: 31-64 48.4%
 3FG % 1st Half: 3-13 23.1% 2nd half: 5-7 71.4% Game: 8-20 40.0%
 FT % 1st Half: 6-8 75.0% 2nd half: 4-7 57.1% Game: 10-15 66.7%

Deadball Rebounds: 1

Officials: Doug Shows, Orlandis Poole, Terry Oglesby
 Technical fouls: Vanderbilt-None. Mississippi State-None.
 Attendance: 6633
 Flagrant 1 Foul on VU #03 at 5:19 left in the 2nd half

| Score by periods | 1st | 2nd | Total |
|-------------------|-----|-----|-------|
| Vanderbilt | 25 | 37 | 62 |
| Mississippi State | 37 | 43 | 80 |

Last FG - VU 2nd-00:25, MS 2nd-00:40.
 Largest lead - VU None, MS by 21 2nd-03:03.
 VU led for 00:00. MS led for 36:23. Game was tied for 03:37.

| Points | In Paint | Off T/O | 2nd Chance | Fast Break | Bench |
|--------|----------|---------|------------|------------|-------|
| VU | 44 | 6 | 2 | 4 | 31 |
| MS | 42 | 17 | 7 | 10 | 23 |

Score tied - 4 times.
 Lead changed - 0 times.



Official Basketball Box Score -- Game Totals -- Final Statistics
LSU vs Vanderbilt
 01/20/18 12 p.m. at Nashville, Tenn. (Memorial Gym)



LSU 71 • 11-7, 2-4 SEC

| # | Player | Total | | 3-Ptr | | Rebounds | | | PF | TP | A TO Blk | | | Stl | Min |
|--------|------------------|--------|--------|--------|--------|----------|-----|-----|----|----|----------|----|-----|-----|-----|
| | | FG-FGA | FT-FGA | FG-FGA | FT-FGA | Off | Def | Tot | | | A | TO | Blk | | |
| 01 | REATH, Duop | f | 13-20 | 1-2 | 4-8 | 5 | 8 | 13 | 4 | 31 | 1 | 3 | 3 | 0 | 34 |
| 21 | EPPS, Aaron | f | 1-3 | 0-1 | 0-0 | 0 | 3 | 3 | 4 | 2 | 0 | 1 | 0 | 0 | 11 |
| 00 | SAMPSON, Brandon | g | 1-3 | 0-2 | 1-2 | 0 | 0 | 0 | 1 | 3 | 0 | 1 | 0 | 1 | 19 |
| 03 | WATERS, Tremont | g | 3-12 | 1-6 | 0-0 | 2 | 2 | 4 | 5 | 7 | 4 | 3 | 0 | 1 | 36 |
| 04 | MAYS, Skylar | g | 4-11 | 1-4 | 4-5 | 0 | 3 | 3 | 1 | 13 | 1 | 0 | 0 | 2 | 36 |
| 02 | RACHAL, Brandon | | 2-6 | 0-0 | 4-6 | 1 | 1 | 2 | 3 | 8 | 0 | 1 | 1 | 1 | 18 |
| 05 | EDWARDS, Daryl | | 1-2 | 1-2 | 0-0 | 0 | 2 | 2 | 3 | 3 | 1 | 1 | 0 | 0 | 17 |
| 10 | ALEXANDER, Galen | | 0-1 | 0-1 | 0-0 | 1 | 1 | 2 | 0 | 0 | 0 | 0 | 0 | 0 | 3 |
| 14 | ONWUASOR, Randy | | 1-3 | 0-1 | 0-0 | 2 | 2 | 4 | 1 | 2 | 0 | 1 | 0 | 0 | 21 |
| 44 | SIMS, Wayde | | 1-1 | 0-0 | 0-0 | 1 | 0 | 1 | 2 | 2 | 0 | 0 | 0 | 0 | 5 |
| | Team | | | | | 2 | 2 | 4 | | | | | | | |
| Totals | | | 27-62 | 4-19 | 13-21 | 14 | 24 | 38 | 24 | 71 | 7 | 12 | 4 | 5 | 200 |

FG % 1st Half: 10-28 35.7% 2nd half: 17-34 50.0% Game: 27-62 43.5%
 3FG % 1st Half: 2-8 25.0% 2nd half: 2-11 18.2% Game: 4-19 21.1%
 FT % 1st Half: 6-8 75.0% 2nd half: 7-13 53.8% Game: 13-21 61.9%

Deadball Rebounds: 3

Vanderbilt 77 • 7-12, 2-5 SEC

| # | Player | | Total | | 3-Ptr | | Rebounds | | | PF | TP | A TO Blk | | | Stl | Min |
|----------------------------|--------------------|---|-----------------------|--------|--------|-------------------|----------|-----|-----|----|----|----------|----|---------------------|-----|-----|
| | | | FG-FGA | FT-FGA | FG-FGA | FT-FGA | Off | Def | Tot | | | A | TO | Blk | | |
| 11 | ROBERSON, Jeff | f | 7-13 | 2-5 | 4-5 | 1 | 5 | 6 | 3 | 20 | 1 | 4 | 0 | 0 | 36 | |
| 12 | BAPTISTE, Djery | c | 0-2 | 0-0 | 1-3 | 2 | 3 | 5 | 3 | 1 | 0 | 0 | 3 | 0 | 25 | |
| 00 | LEE, Saben | g | 5-7 | 0-1 | 2-3 | 0 | 5 | 5 | 2 | 12 | 5 | 3 | 1 | 3 | 34 | |
| 01 | WILLIS, Payton | g | 1-6 | 1-4 | 3-6 | 1 | 5 | 6 | 1 | 6 | 1 | 3 | 0 | 0 | 35 | |
| 13 | LACHANCE, Riley | g | 8-14 | 4-7 | 6-6 | 1 | 5 | 6 | 3 | 26 | 3 | 0 | 0 | 0 | 38 | |
| 02 | TOYE, Joe | | 1-2 | 0-1 | 3-5 | 0 | 1 | 1 | 3 | 5 | 0 | 1 | 0 | 0 | 11 | |
| 03 | AUSTIN, JR., Larry | | 1-2 | 0-0 | 0-0 | 0 | 1 | 1 | 1 | 2 | 0 | 0 | 0 | 0 | 6 | |
| 15 | BROWN, Clevon | | 1-2 | 0-1 | 1-2 | 1 | 1 | 2 | 1 | 3 | 0 | 0 | 0 | 0 | 9 | |
| 50 | OBINNA, Ejike | | 1-1 | 0-0 | 0-0 | 0 | 0 | 0 | 3 | 2 | 0 | 1 | 0 | 0 | 6 | |
| Team | | | | | | 1 | 0 | 1 | | | | | | | | |
| Totals | | | 25-49 | 7-19 | 20-30 | 7 | 26 | 33 | 20 | 77 | 10 | 12 | 4 | 3 | 200 | |
| FG % 1st Half: 14-27 51.9% | | | 2nd half: 11-22 50.0% | | | Game: 25-49 51.0% | | | | | | | | Deadball Rebounds 3 | | |
| 3FG % 1st Half: 5-10 50.0% | | | 2nd half: 2-9 22.2% | | | Game: 7-19 36.8% | | | | | | | | | | |
| FT % 1st Half: 1-5 20.0% | | | 2nd half: 18-25 72.0% | | | Game: 70-93 65.6% | | | | | | | | | | |



2017-18 Roster

| No. | Name | Pos. | Ht. | Wt. | Cl.-Yr | Hometown (Previous School) |
|-----|----------------------|------|------|-----|-------------|---|
| 0 | Saben Lee | G | 6-2 | 174 | Fr. - 1st | Phoenix, Ariz. (Corona Del Sol) |
| 1 | Payton Willis | G | 6-4 | 186 | So. - 2nd | Fayetteville, Ark. (Fayetteville) |
| 2 | Joe Toye | G/F | 6-7 | 206 | Jr. - 3rd | Chicago, Ill. (Whitney Young) |
| 3 | Larry Austin, Jr. | G | 6-2 | 182 | R-Jr. - 4th | Springfield, Ill. (Xavier University/Lanphier) |
| 4 | Yanni Wetzell | F/C | 6-10 | 235 | R-So. - 3rd | Auckland, N.Z. (St. Mary's (Texas)/Westlake Boys) |
| 5 | Matthew Fisher-Davis | G | 6-5 | 186 | Sr. - 4th | Charlotte, N.C. (Butler) |
| 10 | Maxwell Evans | G | 6-2 | 186 | Fr. - 1st | Houston, Texas (Bellaire) |
| 11 | Jeff Roberson | F | 6-6 | 220 | Sr. - 4th | Houston, Texas (The Kinkaid School) |
| 12 | Djery Baptiste | C | 6-10 | 235 | R-So. - 3rd | Gonaives, Haiti (Prestonwood Christian (Texas)) |
| 13 | Riley LaChance | G | 6-2 | 185 | Sr. - 4th | Brookfield, Wis. (Brookfield Central) |
| 14 | Isaiah Rice | G | 5-11 | 189 | Fr. - 1st | Indianapolis, Ind. (Park Tudor) |
| 15 | Clevon Brown | F | 6-8 | 233 | So. -2nd | San Antonio, Texas (Churchill) |
| 32 | Matt Ryan | F | 6-8 | 209 | R-So. - 3rd | Cortlandt Manor, N.Y. (Notre Dame/Iona Prep) |
| 50 | Ejike Obinna | F/C | 6-10 | 234 | Fr. - 1st | Enugu, Nigeria (Virginia Academy (Va.)) |

COACHING STAFF

Head Coach..... **Bryce Drew** (Valparaiso, 1998) - 2nd
 Associate Head Coach..... **Roger Powell** (Illinois, 2005) - 2nd
 Assistant Coach..... **Jake Diebler** (Valparaiso, 2009) - 2nd
 Assistant Coach..... **Casey Shaw** (Toledo, 1998) - 2nd
 Director of Scouting..... **Luke Simons** (Purdue, 2005) - 2nd
 Director of Operations..... **Matt Olinger** (Liberty, 2007) - 2nd
 Director of Recruiting/Player Personnel ... **Arte Culver** (Rice, 2006) - 1st

SUPPORT STAFF

Athletic Communications Dir. **Andy Boggs** (Florida State, 1998)
 Academic Support.... **Max-Maurice Martin** (South Carolina St, 1991)
 Athletic Trainer..... **Shannon Gordon** (Indiana State, 1992)
 Strength and Conditioning **Jeremy Anderson** (Liberty, 2011)

PRONUNCIATION GUIDE

Djery Baptiste..... **Jerry - Bap-TEEST**
 Clevon Brown..... **CLEE-von**
 Jake Diebler..... **DEEB-ler**
 Ejike Obinna..... **EEH-Je-KAY Oh-Bean-a**
 Jeff Roberson..... **ROE-ber-son**
 Joe Toye..... **TOY**

ROSTER BY CLASS

Seniors (3)

Matthew Fisher-DavisCharlotte, N.C.
Riley LaChanceBrookfield, Wisc.
Jeff RobersonHouston, Texas

Juniors (2)

Larry Austin, Jr.Springfield, Ill.
Joe ToyeChicago, Ill.

Sophomores (5)

Djery BaptisteGonaives, Haiti
Clevon BrownSan Antonio, Texas
Matt RyanCortlandt Manor, N.Y.
Yanni WetzellAuckland, N.Z.
Payton WillisFayetteville, Ark.

Freshman (4)

Maxwell EvansHouston, Texas
Saben LeePhoenix, Ariz.
Ejike ObinnaEnugu, Nigeria
Isaiah RiceIndianapolis, Ind.



MEMORIAL MAGIC - THE HOME TO VANDERBILT HOOPS SINCE 1952

HISTORIC MEMORIAL GYMNASIUM IN 66TH SEASON

Storied Memorial Gymnasium is in its 66th season as the host venue of Vanderbilt basketball. The SEC's most historic hoops setting has played host to more than 950 men's contests as well as the 1984 and 1991 SEC Tournaments and 40 men's and women's NCAA Tournament contests (since the early 1980s).

As the oldest gymnasium in the SEC, Memorial Gymnasium is renowned for its end zone benches, raised floor and unique atmosphere. It was dedicated in 1952 as a memorial to all Vanderbilt men and women who served in World War II. It was built by the late master architect Edwin Keeble, who was commissioned to build a combination gymnasium/concert hall.

| | |
|-------------|--|
| .779 | All-time winning percentage at Memorial Gym (790-225). |
| .886 | Winning percentage against non-conference opponents since 1990 (212-27). |
| 6 | Undefeated seasons at home. |

Winningest Coaches at Memorial Gymnasium

| Coach | Yrs | Record |
|----------------------------------|-----|--------|
| 1. Kevin Stallings (2000-16) | 17 | 226-65 |
| 2. Roy Skinner (1959, 1962-76) | 16 | 181-41 |
| 3. Bob Polk (1948-58, 1960-61) | 8 | 96-15 |
| 4. C.M. Newton (1982-89) | 8 | 91-37 |
| 5. Jan van Breda Kolff (1994-99) | 6 | 75-20 |
| 6. Eddie Fogler (1990-93) | 4 | 54-12 |

Coach Drew at Memorial Gymnasium

| | Yr | Record |
|------------|---------|--------|
| Bryce Drew | 2016-17 | 11-5 |
| | 2017-18 | 7-5 |

ANNUAL ATTENDANCE FIGURES

| Year | All Games | Attendance | Average | NCAA Rank | SEC Games | SEC Attendance | Average |
|----------|-----------|------------|---------|-----------|-----------|----------------|---------|
| 2017-18 | 12 | 109,489 | 9,124 | - | 4 | 43,178 | 10,794 |
| 2016-17 | 16 | 154,169 | 9,636 | 45 | 9 | 92,645 | 10,294 |
| 2015-16 | 16 | 178,167 | 11,135 | 36 | 9 | 107,318 | 11,924 |
| 2014-15 | 19 | 168,377 | 8,862 | 51 | 9 | 88,830 | 9,870 |
| 2013-14 | 16 | 152,539 | 9,534 | 45 | 9 | 92,455 | 10,273 |
| 2012-13 | 15 | 159,557 | 10,637 | 36 | 9 | 100,986 | 11,221 |
| 2011-12 | 18 | 246,561 | 13,698 | 18 | 8 | 112,368 | 14,046 |
| 2010-11 | 17 | 234,632 | 13,802 | 18 | 8 | 114,346 | 14,293 |
| 2009-10 | 16 | 217,965 | 13,623 | 21 | 8 | 113,539 | 14,192 |
| 2008-09 | 17 | 225,686 | 13,276 | 25 | 8 | 112,833 | 14,104 |
| 2007-08 | 19 | 254,954 | 13,418 | 22 | 8 | 113,713 | 14,214 |
| 2006-07 | 17 | 204,511 | 12,030 | 31 | 8 | 109,043 | 13,630 |
| 2005-06 | 16 | 195,159 | 12,197 | 24 | 8 | 108,258 | 13,532 |
| 2004-05^ | 19 | 191,678 | 10,088 | 43 | 8 | 105,357 | 13,170 |
| 2003-04 | 17 | 192,301 | 11,312 | 33 | 8 | 106,990 | 13,374 |
| 2002-03 | 16 | 153,123 | 9,570 | 46 | 8 | 96,906 | 12,113 |
| 2001-02 | 17 | 150,325 | 8,843 | 50 | 8 | 93,873 | 11,734 |
| 2000-01 | 19 | 186,468 | 9,814 | 45 | 8 | 102,055 | 12,757 |
| 1999-00* | 18 | 197,770 | 10,987 | 30 | 8 | 106,741 | 13,343 |
| 1998-99 | 16 | 192,538 | 12,034 | 26 | 8 | 106,128 | 13,266 |
| 1997-98 | 16 | 213,974 | 13,373 | 21 | 8 | 117,819 | 14,727 |
| 1996-97 | 16 | 207,771 | 12,986 | 25 | 8 | 120,214 | 15,027 |
| 1995-96 | 18 | 226,354 | 12,575 | 28 | 8 | 112,996 | 14,125 |
| 1994-95 | 13 | 183,042 | 14,080 | 17 | 8 | 118,932 | 14,867 |
| 1993-94 | 16 | 223,997 | 14,000 | 15 | 8 | 121,345 | 15,168 |
| 1992-93 | 14 | 212,156 | 15,154 | 11 | 8 | 122,536 | 15,317 |
| 1991-92 | 17 | 210,585 | 12,387 | 29 | 8 | 115,104 | 14,388 |
| 1990-91 | 16 | 214,638 | 13,415 | 19 | 9 | 133,482 | 14,831 |
| 1989-90 | 19 | 259,992 | 13,684 | 18 | 9 | 136,136 | 15,126 |
| 1988-89 | 15 | 224,657 | 14,977 | 13 | 9 | 137,212 | 15,246 |
| 1987-88 | 16 | 223,747 | 13,984 | 14 | 9 | 138,393 | 15,377 |
| 1986-87 | 17 | 226,343 | 13,314 | 14 | 9 | 130,854 | 14,539 |
| 1985-86 | 15 | 200,806 | 13,387 | 14 | 9 | 128,059 | 14,229 |
| 1984-85 | 16 | 194,390 | 12,149 | 17 | 9 | 122,514 | 13,613 |
| 1983-84 | 18 | 249,292 | 13,850 | 10 | 9 | 135,546 | 15,050 |
| 1982-83 | 17 | 237,584 | 13,976 | 9 | 9 | 135,418 | 15,046 |
| 1981-82 | 14 | 202,225 | 14,445 | 9 | 9 | 131,699 | 14,633 |
| 1980-81 | 15 | 227,478 | 15,165 | 9 | 9 | 136,436 | 15,160 |
| 1979-80 | 15 | 228,029 | 15,202 | 5 | 9 | 138,754 | 15,417 |
| 1978-79 | 14 | 215,330 | 15,380 | 5 | 9 | 139,930 | 15,547 |
| 1977-78 | 14 | 207,375 | 14,813 | 5 | 9 | 134,232 | 14,915 |
| 1976-77 | 15 | 211,966 | 14,131 | 4 | 9 | 149,108 | 16,568 |
| 1975-76 | 13 | 180,901 | 13,915 | - | 9 | 135,375 | 15,042 |
| 1974-75 | 12 | 178,527 | 14,877 | - | 9 | 134,304 | 14,923 |
| 1973-74 | 12 | 182,728 | 15,227 | - | 9 | 140,252 | 15,584 |
| 1972-73 | 12 | 173,567 | 14,464 | - | 9 | 131,193 | 14,577 |
| 1971-72 | 12 | 156,778 | 13,065 | - | 9 | 120,172 | 13,352 |
| 1970-71 | 12 | 170,634 | 14,220 | - | 9 | 130,260 | 14,473 |
| 1969-70 | 12 | 176,763 | 14,730 | - | 9 | 135,745 | 14,861 |
| 1968-69 | 12 | 126,896 | 10,575 | - | 9 | 95,300 | 10,589 |
| 1967-68 | 12 | 129,722 | 10,810 | - | 9 | 96,274 | 10,697 |
| 1966-67 | 12 | 105,492 | 8,791 | - | 9 | 79,173 | 8,797 |
| 1965-66 | 12 | 106,022 | 8,835 | - | 9 | 62,368 | 8,910 |
| 1964-65 | 12 | 98,821 | 8,235 | - | 9 | 65,712 | 8,214 |
| 1963-64 | 12 | 84,827 | 7,069 | - | 6 | 35,684 | 5,947 |
| 1962-63 | 12 | 75,261 | 6,272 | - | 6 | 46,183 | 6,598 |
| 1961-62 | 13 | 73,640 | 5,665 | - | 8 | 47,357 | 5,920 |
| 1960-61 | 13 | 74,187 | 5,707 | - | 7 | 45,549 | 6,507 |
| 1959-60 | 14 | 76,199 | 5,443 | - | 8 | 46,064 | 5,758 |

^ First year capacity increased from 14,168 to 14,316; * First year capacity decreased from 15,311 to 14,168



VANDERBILT BASKETBALL QUICK HITTERS

- This is the 115th year of Vanderbilt basketball, with the first season taking place in 1900-01. There were no teams in 1904-05 and 1905-06.
- The Commodores have been named to 15 NCAA Tournaments and 12 NIT's. Vanderbilt advanced to the Elite 8 in 1965 (field of 23), and the Sweet 16 in 1988, 1993, 2004, and 2007. The Commodores captured the NIT Championship in 1990 and finished runner-up in 1994.
- The Commodores are a charter member of the SEC, with the 2017-18 season being the 85th year in the conference.
- Vanderbilt is the only private institution in the SEC with the lowest enrollment of any of the 14 schools (6,738).
- Vanderbilt's Perry Wallace became the first African-American scholarship basketball player in the SEC when he took the court in 1967.
- The Commodores have 47 career 1,000-point scorers, with Shan Foster (2004-08) the all-time leading scorer with 2,011 career points.
- Vanderbilt has had 12 All-Americans since 1950. They are: Billy Joe Adcock (1950), Clyde Lee (1965), Tom Hagan (1969), Jan van Breda Kolff (1974), Will Perdue (1988), Billy McCaffrey (1993), Dan Langhi (2000), Matt Freije (2004), Derrick Byars (2007), Shan Foster (2008), and John Jenkins (2011).
- Vanderbilt had two players selected in the 2016 NBA Draft - Wade Baldwin IV, Memphis, 17th pick and Damian Jones, Golden State 30th pick - one of only three schools with two or more players drafted in the first round. In all, 37 Vanderbilt players have been selected in the NBA Draft since 1950.
- The Commodores had three players drafted in the first 31 picks of the 2012 NBA Draft - John Jenkins, Atlanta, 23rd pick, Festus Ezeli, Golden State, 30th pick, Jeffery Taylor, Charlotte, 31st pick - the most by the Commodores in one draft.
- The Commodores ended a 61-year SEC Tournament drought in 2012 by claiming the tournament championship in New Orleans, the team's first SEC tournament championship since 1951.
- Kevin Stallings is the winningest coach in Vanderbilt history with 322 total victories (17 years, 322-220).
- All three of the university's top all-time scorers played for Kevin Stallings (Foster, Jeffery Taylor, Matt Freije). John Jenkins, who is 10th on the list, also played for him.
- Vanderbilt's intercollegiate athletics teams are nicknamed the Commodores, in honor of the nickname given to founder Cornelius Vanderbilt, who made his fortune in shipping. Vanderbilt donated \$1 million to begin "Central University" in 1875 - the campus was later renamed for Cornelius because of his generosity. Cornelius never stepped foot on the campus that bears his namesake.

SEC STANDINGS

2017-18 SEC STANDINGS (1/21)

| | SEC | Pct. | All | Pct. |
|----------------|-----|------|------|------|
| Florida | 6-1 | .857 | 14-5 | .737 |
| Auburn | 5-1 | .833 | 17-2 | .895 |
| Alabama | 5-2 | .714 | 13-6 | .684 |
| Kentucky | 4-3 | .571 | 14-5 | .737 |
| Tennessee | 4-3 | .571 | 13-5 | .722 |
| Missouri | 3-3 | .500 | 13-6 | .684 |
| Arkansas | 3-4 | .429 | 13-6 | .684 |
| Georgia | 3-4 | .429 | 12-6 | .667 |
| Ole Miss | 3-4 | .429 | 10-9 | .526 |
| South Carolina | 3-4 | .429 | 12-7 | .632 |
| LSU | 2-4 | .333 | 11-7 | .611 |
| Miss. State | 2-4 | .333 | 14-5 | .737 |
| Vanderbilt | 2-5 | .286 | 7-12 | .368 |
| Texas A&M | 2-5 | .286 | 13-6 | .684 |

SEC STATS

VU TEAM SEC RANKINGS (1/21)

| Category | SEC | All |
|-----------------|-------------|-------------|
| Scoring | 6th (71.4) | 12th (71.3) |
| Scoring Defense | 13th (77.7) | 10th (71.7) |
| Scoring Margin | 14th (-6.3) | 14th (-0.4) |
| FT% | 8th (.703) | 6th (.726) |
| FG% | 5th (.441) | 13th (.422) |
| FG% Defense | 14th (.474) | 14th (.441) |
| 3FG% | 6th (.331) | 12th (.324) |
| 3FG% Defense | 9th (.358) | 7th (.321) |
| 3FG Made | 3rd (8.3) | 5th (8.2) |
| Rebound Margin | 14th (-3.9) | 11th (+0.7) |
| Blocks | 13th (3.6) | 12th (3.7) |
| Assists | 9th (12.1) | 14th (12.4) |
| Steals | 13th (4.1) | 13th (4.9) |
| Turnover Margin | 12th (-2.1) | 11th (-1.8) |
| Assist/TO Ratio | 7th (1.1) | 8th (1.0) |

VU INDIVIDUAL SEC RANKINGS (1/21)

| Jeff Roberson | SEC | Total |
|-----------------|--------------|-------------|
| Scoring | 8th (16.1) | 10th (15.1) |
| Rebounding | NA | 4th (7.4) |
| FT% | NA | 6th (.870) |
| Def. Rebounding | NA | 3rd (5.4) |
| FG% | 7th (.500) | NA |
| Minutes Played | T-8th (33.4) | 5th (32.3) |
| Riley LaChance | SEC | Total |
| 3PT% | NA | 4th (.419) |
| Assists | 7th (3.6) | NA |
| A/TO Ratio | 7th (2.3) | NA |
| Saben Lee | SEC | Total |
| FG% | 4th (.522) | NA |
| Steals | T-9th (1.4) | NA |
| Djery Baptiste | SEC | Total |
| Blocks | T-9th (1.6) | NA |

2016-17 ALL-SEC TEAMS

FIRST TEAM ALL-SEC

KeVaughn Allen, Florida
J.J. Frazier, Georgia
Yante Maten, Georgia
De'Aaron Fox, Kentucky
Malik Monk, Kentucky
Sebastian Saiz, Ole Miss
Sindarius Thornwell, South Carolina
Luke Kornet, Vanderbilt

SECOND TEAM ALL-SEC

Moses Kingsley, Arkansas
Kasey Hill, Florida
Bam Adebayo, Kentucky
Antonio Blakeney, LSU
Quinnndary Weatherspoon, Miss State
Robert Hubbs III, Tennessee
Tyler Davis, Texas A&M
Robert Williams, Texas A&M

ALL-FRESHMAN TEAM

Braxton Key, Alabama
Mustapha Heron, Auburn
Bam Adebayo, Kentucky
De'Aaron Fox, Kentucky
Malik Monk, Kentucky
Lamar Peters, Mississippi St.
Grant Williams, Tennessee
Robert Williams, Texas A&M

ALL-DEFENSIVE TEAM

Moses Kingsley, Arkansas
Kasey Hill, Florida
Sindarius Thornwell, South Carolina
Robert Williams, Texas A&M
Luke Kornet, Vanderbilt

COACH OF THE YEAR

Mike White, Florida

PLAYER OF THE YEAR

Sindarius Thornwell, South Carolina

SCHOLAR ATHLETE OF THE YEAR

Luke Kornet, Vanderbilt

FRESHMAN OF THE YEAR

Malik Monk, Kentucky

SIXTH MAN OF THE YEAR

Canyon Barry, Florida

DEFENSIVE PLAYER OF THE YEAR

Robert Williams, Texas A&M

THE LAST TIME...

VANDERBILT INDIVIDUALS

Scoring:

Scored 25 points – Riley LaChance (26), vs. LSU, 1/20/2018

Scored 30 points –Matthew Fisher-Davis (31), vs. USC, 11/19/2017

Scored 35 points – Billy McCaffrey (35), vs. Georgia, 2/24/1993

Scored 40 points – Shan Foster (42) vs. Mississippi State, 3/5/2008

Two Players Had 20 Points –

Jeff Roberson (20), Riley LaChance (26) vs. LSU, 1/20/2018

Three Players Had 20 Points – Derrick Byars (28), Shan Foster (21) and Ross Neltner (20) vs. Toledo, 12/2/2006

Scored 20 Points in Two Straight Games – Luke Kornet at Kentucky (21) 2/28/17, vs. Florida (24), 3/4/17

Scored 20 Points in Three Straight Games – Matthew Fisher-Davis at Dayton (25), 12/21/16, at LSU (23) 12/29/16, vs. Auburn (33), 1/4/2017

Scored 20 Points in Four Straight Games – John Jenkins vs. Monmouth (25), 11/25/11, vs. Xavier (20), 11/28/11, at Louisville (27), 12/2/2011, at Davidson (22), 12/7/2011

Scored 20 Points in Five Straight Games – Shan Foster vs. Georgia (29), 2/23/2008; vs. Tennessee (32), 2/26/2008; at Arkansas (22), 3/1/2008; vs. Mississippi State (42), 3/5/2008; at Alabama (21), 3/8/2008

Scored 20 Points in Six Straight Games – Shan Foster vs. Georgia (29), 2/23/2008; vs. Tennessee (32), 2/26/2008; at Arkansas (22), 3/1/2008; vs. Mississippi State (42), 3/5/2008; at Alabama (21), 3/8/2008; vs. Auburn (26), 3/13/2008

Five Players Scored in Double Figures – Jeff Roberson (18), Matthew Fisher-Davis (17), Saben Lee (13), Riley LaChance (11), Payton Willis (10) at Florida, 12/30/2017

Seven Players Scored in Double Figures – Damian Jones (10), Wade Baldwin IV (20), Riley LaChance (10), Nolan Cressler (14), Joe Toye (10), Matthew Fisher-Davis (12), Josh Henderson (11), vs. Detroit (12/2/15)

Four Players with 15 or more points – Jeff Roberson (19), Matthew Fisher-Davis (19), Riley LaChance (19), Luke Kornet (16) vs. Kentucky, 1/10/2017

Double-Doubles:

Double-Double –Jeff Roberson (17 points, 10 rebounds) vs. Houston Baptist, 12/20/2017

20-10 game –Jeff Roberson (20 points, 13 rebounds) vs. Seton Hall, 11/24/2017

30-10 game – Matthew Fisher-Davis (31 points, 11 rebounds) vs. USC, 11/19/2017

Back-to-back 20-10 games – Matt Freije vs. South Carolina (26 points, 11 rebounds)

1/28/04; vs. Kentucky (20 points, 11 rebounds) 1/31/04

Double-Double in Points and Rebounds – Jeff Roberson (17 points, 10 rebounds) vs. Houston Baptist, 12/20/2017

Double-Double in Points and Assists – Wade Baldwin IV (15 points, 10 assists) vs. Western Michigan, 12/30/2015

Double-Double in Points and Blocks – Luke Kornet (11 points, 10 blocks) vs. Auburn (1/12/2016)

Double-Double in Points and Steals – Never

Double-Double in Two Consecutive games

– Jeff Roberson (13 points, 10 rebounds) vs. Austin Peay, 11/10/17; (13 points, 10 rebounds) at Belmont (13 points, 12 rebounds)

Double-Double in three consecutive games – Jeff Roberson vs. Austin Peay (13 points, 10 rebounds) 11/10/2017; at Belmont (13 points, 12 rebounds) 11/10/2017; vs. UNC Asheville (17 points, 12 rebounds) 11/10/2017

Two players record double-double

– Damian Jones (24 points, 12 rebounds), Luke Kornet (10 points, 10 rebounds) vs. Trevecca, 11/16/2014

Triple-Doubles:

Triple-Double – Luke Kornet (11 points, 11 rebounds, 10 blocks) vs. Auburn, 1/12/16; Brad Tinsley (11 points, 10 rebounds, 10 assists) vs. Presbyterian, 11/12/2010

Field Goals:

Made 10 FG in a game – Damian Jones (10) at Saint Mary's, 3/18/2015

Made 11 FG in a game – Matthew Fisher-Davis (11) vs. Auburn, 1/4/2017

Made 12 FG in a game – Damian Jones (12) at Florida, 2/23/2016

Made 16 FG in a game - Shan Foster (16) vs. Mississippi State, 3/5/2008

Attempted 15 FG in a game – Matthew Fisher-Davis (15) vs. Northwestern, 3/16/2017

Attempted 16 FG in a game – Damian Jones (16) at Miss. State, 2/16/2016

Attempted 17 FG in a game – Matthew Fisher-Davis (17) at Florida, 12/30/2017

Attempted 18 FG in a game – Joe Toye (18) at Arizona State, 12/17/2017

Attempted 19 FG in a game – Rod Odom (19) vs. Missouri, 1/16/14

Attempted 20 FG in a game - Matthew Fisher-Davis (20), vs. Auburn, 1/4/2017

Three-Pointers:

Made 5 3-pointers in a game – Jeff Roberson (5) vs. Alcorn St., 12/22/2017

Made 6 3-pointers in a game – Matthew Fisher-Davis (6) vs. USC, 11/19/2017

Made 7 3-pointers in a game – Matthew Fisher-Davis (7) vs. Auburn, 1/4/2017

Made 8 3-pointers in a game – Shan Foster (8) vs. UMass, 1/5/2008

Made 9 3-pointers in a game – Shan Foster (9) vs. Mississippi State, 3/5/2008

Attempted 10 3-pointers in a game – Matthew Fisher-Davis (13) vs. USC, 11/19/2017

Attempted 15 3-pointers in a game – John Jenkins (16) vs. Oregon, 11/11/2011

Free Throws:

Made 10 FT in a game – Riley LaChance (10), vs. Radford, 11/28/2017

Made 12 FT in a game – Saben Lee (12) vs. Kansas St., 12/3/2017

Made 13 FT in a game – A.J. Ogilvy (13) vs. DePaul, 12/5/2009

Made 18 FT in a game – Matt Freije (18) vs. Indiana, 11/24/2003

Attempted 12 FT in a game – Wade Baldwin IV (13) at Tennessee, 1/20/16

Attempted 14 FT in a game – Wade Baldwin IV (14) vs. Florida, 1/26/2016

Attempted 15 FT in a game – Saben Lee (16) vs. Kansas St., 12/3/2017

Rebounds:

10 Rebounds in a game – Jeff Roberson (10), vs. Houston Baptist, 12/20/2017

15 Rebounds in a game – Jeff Roberson (16) vs. Minnesota, 12/3/16

10+ Rebounds in Three Consecutive Games –Jeff Roberson vs. Austin Peay (10) 11/10/2017; at Belmont (12) 11/10/2017; vs. UNC Asheville (12) 11/10/2017

Assists:

8 Assists – Payton Willis (8) vs. Santa Clara, 11/25/2016

9 Assists – Wade Baldwin IV (9) at Miss. State, 2/16/2016

10 Assists – Wade Baldwin IV (10) vs. Auburn, 1/12/16

11 Assists – Mario Moore (13) vs. Arkansas, 2/19/2005

12 Assists – Mario Moore (13) vs. Arkansas, 2/19/2005

13 Assists – Mario Moore (13) vs. Arkansas, 2/19/2005

14 Assists – Billy McCaffrey (14) vs. Kentucky, 1/13/1993

5+ Assists in Four Consecutive Games - Wade Baldwin IV (8) vs. Texas A&M, 2/4/16; (9) at Ole Miss, 2/6/16; (7) vs. Missouri, 2/10/16; (7) at Auburn, 2/13/16; (9) at Miss. St., 2/16/16; (7) vs. Georgia, 2/20/16

8+ Assists in Two Consecutive Games- Atiba Prater (9) at Georgia, 2/2/2000; (9) vs. Boston College, 2/6/2000

Blocks:

4 Blocked Shots –Matthew Fisher-Davis (4) at South Carolina, 1/6/2018

5 Blocked Shots – Luke Kornet (5) vs. Texas A&M, 2/16/2017

6 Blocked Shots – Luke Kornet (6) at Texas A&M, 3/5/2016

7 Blocked Shots – Luke Kornet (7) at Tennessee, 2/22/2017

10 Blocked Shots – Luke Kornet (10) vs. Auburn, 1/12/16

Steals:

4 Steals – Matthew Fisher-Davis (4) vs. Alcorn St., 12/22/2017

5 Steals – Riley LaChance (5) vs. Penn, 12/22/2014

6 Steals – Dan Cage (6) vs. Furman, 11/28/2006

7 Steals - James Strong (8) vs. Morehead State, 11/24/1998

8 Steals – James Strong (8) vs. Morehead State, 11/24/1998

Minutes:

Played every minute – Rod Odom vs. Florida, 2/25/14

Played over 40 minutes – Jeff Roberson (42), Riley LaChance (414) vs. Florida (3/10/17)

All 5 starters played 40 minutes –Steve Tchiengang (40), Brad Tinsley (40), Lance Goulbourne (41), Jeffery Taylor (41), and John Jenkins (41), at Louisville, 12/2/2011

Fouls:

Technical Foul – Team, at South Carolina, 1/6/2018

Fouled Out –Saben Lee, vs. Tennessee, 1/9/2018

Two Players Fouled Out – Riley LaChance, Djery Baptiste, vs. Kansas St., 12/3/2017

Three Players Fouled Out – Saben Lee, Clevon Brown, Djery Baptiste vs. Tennessee, 1/9/2018

TEAM

Started the game with Opponent Technical Foul – Furman bench, 12/22/2008

Scored 95 or more points – 102 vs. Detroit, 12/2/15 (W, 102-52)

Scored 100 or more points – 102 vs. Detroit, 12/2/2015 (W, 102-52)

Scored 100 or more points (SEC game) – 102 at Ole Miss, 2/16/2012 (W, 102-76)

Scored 110 or more points – 113 vs. Alabama A&M 12/30/1998 (W, 113-71)

Scored 110 or more points (SEC game) – 111 vs. Alabama 2/21/1972 (W, 111-91)

Scored 120 or more points – 130 vs. Ole Miss 12/22/1970 (W, 130-112)

Scored 120 or more points (SEC game) – 130 vs. Ole Miss 12/22/1970 (W, 130-112)

Scored 130 or more points – 130 vs. Ole Miss 12/22/1970 (W, 130-112)

Scored Less than 50 points – 42 vs. Virginia (42), 11/23/2017

Scored Less than 40 points – 38 at Tennessee (L, 76-38), 3/1/2014

Scored 20 or less points in half – 17 (1st half), vs. Virginia, 11/23/2017 (L, 42-68)

Scored 90+ points in three consecutive games - 95 vs. Bradley, 11/24/2007 (W, 95-86); 91 vs. South Alabama, 11/29/2007 (W, 91-88); vs. Georgia Tech, 12/1/2007 (W, 92-79)

Allowed 90 or more points – 92, vs. Tennessee, 1/9/2018 (L, 92-84)

Allowed 100 or more points – 106, Kentucky, 3/5/2003 (L, 44-106)

Allowed Less than 50 points – 48, vs. Houston Baptist, 12/20/2017 (W, 81-48)

Allowed 40 or Less points – 31, at Mississippi State, 2/23/2013 (W, 72-31)

Shot 60% or better – .609 vs. Tenn. St., 11/23/14 (W, 78-46)

Shot 60% or better from three – .643 vs. Purdue, 12/13/14 (W, 81-71)

Shot over 67% FG – .679 vs. TSU, 12/19/2009 (W, 84-71)

Shot 50% or better – .510 vs. LSU, 1/20/2018

THE LAST TIME...

Shot lower than 30% - .231 vs. Virginia 11/23/17 (L, 68-42)
Allowed 60% shooting - .612 at Florida, 2/21/2009 (L, 68-82)
Scored 100 points in two consecutive games - 111 vs. North Alabama 12/20/1980 (W, 111-79) and 111 vs. Memphis 12/23/1980 (W, 111-96)
Scored 100 points in three consecutive games - Never
Scored 100 points in Consecutive SEC games - 104 vs. LSU 2/19/1972 (W, 104-83) and 111 vs. Alabama 2/21/1972 (W, 111-91)
Won game by 70 points or more - 71 vs. Union (Tenn.) (W, 95-24), 1911-12
Won game by 60 points or more - 71 vs. Union (Tenn.) (W, 95-24), 1911-12
Won game by 50 points or more - 50 vs. Detroit (W, 102-52) 12/2/2015
Lost by 25 or More Points - vs. Virginia, 11/23/17 (L, 68-42)
Game decided by one point - vs. Alabama, 1/2/2018 (W, 76-75)
Two consecutive games decided by one point - at South Carolina (L, 70-71) 1/7/1998 and Tennessee (W, 80-79) 1/10/1998
Three consecutive games decided by one point - Never
Shot 90% or Better from Free Throw Line (min. 10 att.) - 90.9% vs. Arkansas (20-22) 3/10/2017
Shot less than 50% from Free Throw Line - 46.9% vs. Morgan State (15-32) 11/23/13
Shot less than 20% from 3PT - .158 (3-19) vs. Wichita State 3/15/16 (L, 70-50)
Attempted 30 FT - 30 (20-30) vs. LSU, 1/20/2018
Attempted 35 FT - 39 (29-39) at Tennessee, 1/20/2016
Attempted 40 FT - 42 (29-42) vs. Florida, 2/3/2015
Attempted five or less FT - 3 at Texas A&M, 1/31/2017
Made 30 FT - 38, vs. Western Carolina, 12/16/14
Made 15 3FG - 16 vs. LSU, 12/29/2016
Won an Overtime Game - vs. Florida 3/10/17 (W, 72-62)
Lost an Overtime Game - Vs. USC 11/19/17 (L, 89-93)
Played Two Overtimes - vs. Yale 1/3/15 (W, 79-74)
Played Three Overtimes - at Ole Miss 2/17/1982 (L, 51-48)
Played Four Overtimes - at Ole Miss 2/17/1982 (L, 51-48)
Played consecutive games that went to overtime - vs. Xavier 11/28/2011 (L, 82-70) and at Louisville, 12/2/2011 (L, 62-60)
Had 20 Turnovers - 26, at Arkansas, 1/5/2016
Had 10 Blocks - 10, vs. Auburn, 1/12/2016

OPPONENT - INDIVIDUALS

Scoring:
Scored 25 points - Chris Silva (27) at South Carolina, 1/6/2018
Scored 30 points - Duop Reath (31) vs. LSU, 1/20/2018
Scored 35 points - Grant Williams (37), vs. Tennessee, 1/9/2018

Scored 40 points - Morris Almond (44), Rice, 1/3/2007
Two Players Had 20 Points - Grant Williams (37), Admiral Schofield (22), vs. Tennessee, 1/9/2018
Five Players Scored in Double Figures - Deandre Burnett (17), Terence Davis (17), Breein Tyree (11), Justas Furmanavicius (11), Sebastian Saiz (10), vs. Ole Miss, 1/27/2017
Six Players Scored in Double Figures - Bam Doyno (22), Dwayne Curtis (12), Todd Abernethy (11), Clarence Sanders (11), Polynice (10) and Williams (10), vs. Ole Miss, 1/27/2007
Four Players with 15 or more points - Erik Daniels (20), Marquis Estill (17), Kelenna Azubuike (16) and Gerald Fitch (15) vs. Kentucky, 3/5/2003

Double-Doubles:
Double-Double - Duop Reath (31 points, 13 rebounds) vs. LSU, 1/20/2018
Triple-Double - Sam Muldrow (16 points, 14 rebounds and 10 blocks) at South Carolina, 1/8/2010
20-10 game - Dylan Windler (24 points, 11 rebounds), at Belmont, 11/13/2017
30-10 game - Ben Simmons (36 points, 14 rebounds), LSU, 1/2/2016

Double-Double in Points and Rebounds - Duop Reath (31 points, 13 rebounds) vs. LSU, 1/20/2018
Double-Double in Points and Assists - Nick Calathes (15 points, 10 assists) at Florida, 1/27/2008
Two players record double-doubles - Prince Ibeh (13 points, 11 rebounds), Kerwin Roach, Jr. (15 points, 11 rebounds), at Texas, 1/30/2016

Field Goals:
Made 10 FG in a game - Bryant McIntosh (10) vs. Northwestern, 3/16/2017
Made 11 FG in a game - Tyler Davis (11), vs. Texas A&M, 2/16/2017
Made 12 FG in a game - Grant Williams (12) vs. Tennessee, 1/9/2018
Made 13 FG in a game - Duop Reath (13) vs. LSU, 1/20/2018
Attempted 15 FG in a game - Chris Silva (15) at South Carolina, 1/6/2018
Attempted 16 FG in a game - Giddy Potts (16) vs. M. Tennessee, 12/6/2017
Attempted 17 FG in a game - Jaylen Barnford (17), vs. Arkansas, 3/11/2017
Attempted 18 FG in a game - Nick King (18) vs. M. Tennessee, 12/6/2017
Attempted 19 FG in a game - Jordan McLaughlin (12), vs. USC, 11/19/2017
Attempted 20 FG in a game - Duop Reath (20) vs. LSU, 1/20/2018
Attempted 25 FG in a game - Malik Monk (21) at Kentucky, 2/28/2017

Three-Pointers:
Made 5 3-pointers in a game - Jordan McLaughlin (5), vs. USC, 11/19/2017
Made 6 3-pointers in a game - Jamal Murray, vs. Kentucky (6), 2/27/16
Made 7 3-pointers in a game - Chandler Parsons (7) vs. Florida, 1/25/2009

Made 8 3-pointers in a game - Brian Sullivan (8) vs. Miami (OH), 1/2/2012
Attempted 10 3-pointers in a game - Jordan McLaughlin (11), vs. USC, 11/19/2017
Free Throws:
Made 10 FT in a game - Grant Williams (13) vs. Tennessee, 1/9/2018
Made 16 FT in a game - Ben Simmons (16), LSU, 1/2/2016
Made 17 FT in a game - Morris Almond (17) at Rice, 1/3/2007

Attempted 10 FT in a game - Shai Gilgeous-Alexander vs. Kentucky, 1/13/2018
Attempted 13 FT in a game - Ian Dubose (13) vs. Houston Baptist, 12/20/2017
Attempted 14 FT in a game - Johnny O'Bryant III, (14) at LSU, 1/18/14
Attempted 15 FT in a game - Grant Williams (15) vs. Tennessee, 1/9/2018

Rebounds:
10 Rebounds in a game - Duop Reath (13) vs. LSU, 1/20/2018
15 Rebounds in a game - Sebastian Saiz (16), vs. Ole Miss, 2/4/2017
18 Rebounds in a game - Daniel Northern (18) vs. Tennessee Tech, 12/20/2008
19 Rebounds in a game - Omar Samhan (19) at St. Mary's, 11/20/2009
20 Rebounds in a game - Roy Rogers (20) at Alabama, 1/3/1996

Assists
8 Assists - Alex Caruso (8) at Texas A&M, 3/5/16
9 Assists - John Wall (9) at Kentucky, 1/30/2010
10 Assists - Alex Caruso (10) at Texas A&M, 1/31/2015
11 Assists - Dee Bost (11) vs. Mississippi State, 3/11/2011
12 Assists - G.G. Smith (12) vs. Georgia, 2/3/1999

Blocks:
4 Blocked Shots - Kevarrus Hayes (4), at Florida, 12/30/2017
5 Blocked Shots - Karl-Anthony Towns, (7), at Kentucky, 1/20/15
6 Blocked Shots - Reggie Lynch, (6), vs. Minnesota, 12/3/16
7 Blocked Shots - A.J. Hammons, (7), at Purdue, 12/22/15
8 Blocked Shots - Jarvis Varnado (9) vs. Mississippi State, 2/3/2010
10 Blocked Shots - Sam Muldrow (10) at South Carolina, 1/8/2011

Steals:
5 Steals - Devon Baulkman (5) vs. Tennessee, 3/10/2016
6 Steals - Jajuan Johnson (6) vs. Marquette, 11/11/2016
7 Steals - Aaron Lucas (7) at South Carolina, 1/19/2002
8 Steals - Steve Wojciechowski (8) at Duke, 11/22/1996
Two players with 3 steals - Bobby Portis (4), Rashad Madden (3) at Arkansas, 1/10/15

Minutes:
Played every minute - Admon Gilder vs. Texas A&M, 2/16/2017
Played over 40 minutes - Devin Robinson (41), vs. Florida, 3/10/17

Fouls:
Technical Foul - Remy Martin, at Arizona State, 12/17/17
Fouled Out - Tremont Waters, vs. 1/20/2018
Three Players Fouled Out - Donte' Williams, Nemanja Djuricic, John Florveus vs. Georgia, 1/14/2012

OPPONENT - TEAM

Scored 90 or more points at Memorial Gym - 92 vs. Tennessee, 1/9/2018 (L, 84-92)
Scored 100 or more points - 106 at Kentucky 3/5/2003 (L, 44-106)
Scored 110 or more points - 120 vs. Kentucky 2/7/1996 (L, 81-120)
Scored 120 or more points - 120 vs. Kentucky 2/7/1996 (L, 81-120)
Scored 130 or more points - Never
Scored Less than 50 points - 41 vs. Texas A&M, 3/9/17 (W, 66-41)
Scored Less than 40 points - 31 at Mississippi State, 2/23/2013 (W, 72-31)
Shot 50% or Better - .535 vs. Kentucky (UK 74-67), 1/13/2018
Shot 60% or Better - .612 at Florida (UF 82, VU 68), 2/21/2009
Shot 60% or Better from 3PT - .800 (12-15), vs. High Point, 12/6/2016
Shot less than 30% FG - .262 (16-61), vs. Houston Baptist, 12/20/2017 (W, 81-48)
Shot less than 15% from 3PT - .056 (1-18), vs. Houston Baptist, 12/20/2017 (W, 81-48)
Held Opponent Without a 3-Pointer - vs. Nebraska, 11/18/10 (W, 59-49)
Shot 90% or Better from Free Throw Line - .90.0, at Florida, 12/30/2017 (27-30)
Shot less than 50% from Free Throw Line - .467, vs. Minnesota, 12/3/2016 (L, 52-56)
Attempted 30 FT - 37, vs. Kentucky, 1/13/2018
Attempted 40 FT - 42 at Mississippi State, 2/12/2007
Attempted 45 or More FT - 49 at South Carolina, 1/28/2009
Attempted five or less FT - 1 vs. Miami (OH), 1/2/2012
Made 30 FT - 32, at South Carolina, 1/28/2009
Made 0 FT - Georgia, 1/14/2009
Made 12 3PT - 12, vs. High Point, 12/6/2016
Made 15 3PT - 15, vs. Florida, 1/25/2009
Attempted 30 or more 3PT - 41 vs. Belmont, 11/15/16
Had 20 Turnovers - 20 vs. MTSU, 12/21/2012



LARRY AUSTIN, JR.

3

R-Junior, Guard
6'2" 185 lbs.
Springfield, Ill.
Xavier University

SEASON HIGHS

Points: 13, vs. USC (11/19/17)
FG Made: 5, vs. USC (11/19/17)
FG Atts: 9, vs. USC (11/19/17)
3FG Made: 1, vs. Alcorn St. (12/22/17)
3FG Atts: 1, 3x, last vs. Alcorn St. (12/22/17)
FT Made: 3, vs. USC (11/19/17)
FT Atts: 7, vs. USC (11/19/17)
Rebounds: 4, vs. USC (11/19/17)
Assists: 6, vs. USC (11/19/17)
Turnovers: 2, vs. USC (11/19/17)
Blocks:
Steals: 1, 2x, last at Miss. State (1/16/18)
Minutes: 32, vs. USC (11/19/17)

CAREER HIGHS

Points: 13, vs. USC (11/19/17)
FG Made: 6, Wright State (12/8/15)
FG Atts: 9, vs. USC (11/19/17)
3FG Made: 1, vs. Alcorn St. (12/22/17)
3FG Atts: 1, 4x, last vs. Alcorn St. (12/22/17)
FT Made: 4, at DePaul (1/30/16)
FT Atts: 7, vs. USC (11/19/17)
Rebounds: 6, vs. Wright State (12/8/15)
Assists: 4, 2x, last at DePaul (1/30/16)
Turnovers: 3, 2x, last vs. W. Kentucky (12/5/15)
Blocks:
Steals: 3, vs. Missouri (11/17/15)
Minutes: 32, vs. USC (11/19/17)

AUSTIN, JR. NOTEBOOK

- ✪ Scored career-high 13 points in overtime loss to USC.
- ✪ Transferred from Xavier in the spring of 2016; redshirted the 2016-17 season after transferring.
- ✪ Scored a career-high 12 points to go with five rebounds and four assists in 17 minutes at DePaul on Jan. 30 ... Averaged 9.8 minutes per game as the backup point guard ... Scored six points in 11 minutes at St. John's on Jan. 6 ... Contributed four points and three assists in 12 minutes vs. USC on Nov. 27.
- ✪ 2014 Class 3A unanimous First Team All-State selection by the Associated Press, Chicago Tribune and Chicago Sun-Times at Lanphier High School.
- ✪ Larry Austin, Jr...February 18, 1996...Son of Larry, Sr. and Christa Austin...Siblings are Terrian, Trinere, Tiera, Deandre, and Nick...Majoring in Sociology...Advice to youngsters: "Stay in School."

AUSTIN, JR. GAME-BY-GAME (JUNIOR)

| Opponent | M | FG-A | 3P-A | FT-A | Reb | PF | A | T | B | S | PTS |
|---------------------|-----|------|------|------|-----|----|---|---|---|---|-----|
| N10 Austin Peay* | 20 | 1-4 | 0-1 | 0-2 | 3 | 1 | 2 | 1 | 0 | 0 | 2 |
| N13 @Belmont* | 10 | 1-2 | 0-0 | 0-0 | 1 | 0 | 0 | 0 | 0 | 0 | 2 |
| N17 UNC Asheville | 18 | 0-2 | 0-0 | 2-4 | 1 | 1 | 2 | 0 | 0 | 1 | 2 |
| N19 USC | 32 | 5-9 | 0-0 | 3-7 | 4 | 4 | 6 | 2 | 0 | 0 | 13 |
| N23 vs. Virginia | 21 | 2-6 | 0-0 | 1-2 | 5 | 2 | 0 | 1 | 0 | 1 | 5 |
| N24 Seton Hall* | 16 | 0-3 | 0-1 | 0-0 | 1 | 3 | 2 | 3 | 0 | 0 | 0 |
| N28 Radford | 4 | 0-1 | 0-0 | 0-0 | 0 | 1 | 0 | 0 | 0 | 0 | 0 |
| D3 Kansas State | DNP | | | | | | | | | | |
| D6 Middle Tennessee | DNP | | | | | | | | | | |
| D17 @Arizona State | 13 | 2-3 | 0-0 | 2-2 | 1 | 2 | 0 | 0 | 0 | 0 | 6 |
| D20 Houston Baptist | 14 | 0-1 | 0-1 | 1-2 | 4 | 3 | 2 | 1 | 0 | 0 | 1 |
| D22 Alcorn State | 15 | 2-4 | 1-1 | 0-0 | 2 | 2 | 2 | 0 | 0 | 0 | 5 |
| D30 @Florida | 7 | 0-1 | 0-0 | 0-0 | 0 | 0 | 1 | 1 | 0 | 0 | 0 |
| J2 Alabama | DNP | | | | | | | | | | |
| J6 @South Carolina | 0+ | 0-0 | 0-0 | 0-0 | 0 | 0 | 0 | 0 | 0 | 0 | 0 |
| J9 Tennessee | DNP | | | | | | | | | | |
| J13 Kentucky | DNP | | | | | | | | | | |
| J16 @Miss. State | 16 | 2-2 | 0-0 | 0-0 | 1 | 1 | 2 | 0 | 0 | 1 | 4 |
| J20 LSU | 6 | 1-2 | 0-0 | 0-0 | 1 | 1 | 0 | 0 | 0 | 0 | 2 |
| J23 @Tennessee | | | | | | | | | | | |
| J27 TCU | | | | | | | | | | | |
| J30 @Kentucky | | | | | | | | | | | |
| F3 @Auburn | | | | | | | | | | | |
| F7 Georgia | | | | | | | | | | | |
| F10 @Arkansas | | | | | | | | | | | |
| F14 Miss. State | | | | | | | | | | | |
| F17 Florida | | | | | | | | | | | |
| F20 @LSU | | | | | | | | | | | |
| F24 Texas A&M | | | | | | | | | | | |
| F27 Missouri | | | | | | | | | | | |
| M3 @Ole Miss | | | | | | | | | | | |

Austin's Overall Statistics

| Year | GP | GS | Min | Avg | FG | FGA | Pct | 3FG | 3FGA | Pct | FT | FTA | Pct | Off | Def | Tot | Avg | PF | FO | Ast | TO | Blk | Stl | Pts | Avg |
|--------------|-----------|----------|------------|------------|-----------|------------|-------------|----------|----------|-------------|-----------|-----------|-------------|-----------|-----------|-----------|------------|-----------|----------|-----------|-----------|----------|-----------|------------|------------|
| 2014-15* | 26 | 1 | 111 | 4.3 | 7 | 14 | .500 | 0 | 0 | .000 | 3 | 4 | .750 | 1 | 10 | 11 | 0.4 | 15 | 0 | 6 | 11 | 0 | 5 | 17 | 0.7 |
| 2015-16* | 34 | 0 | 334 | 9.8 | 21 | 52 | .404 | 0 | 1 | .000 | 20 | 32 | .625 | 8 | 30 | 38 | 1.1 | 40 | 0 | 39 | 26 | 0 | 19 | 62 | 1.8 |
| 2017-18 | 14 | 3 | 197 | 14.1 | 16 | 40 | .400 | 1 | 4 | .250 | 9 | 19 | .474 | 6 | 18 | 24 | 1.7 | 21 | 0 | 19 | 9 | 0 | 3 | 42 | 3.0 |
| TOTAL | 74 | 4 | 642 | 8.7 | 44 | 106 | .415 | 1 | 5 | .200 | 32 | 55 | .582 | 15 | 58 | 73 | 1.0 | 76 | 0 | 64 | 46 | 0 | 27 | 121 | 1.6 |

Austin's SEC Statistics

| Year | GP | GS | Min | Avg | FG | FGA | Pct | 3FG | 3FGA | Pct | FT | FTA | Pct | Off | Def | Tot | Avg | PF | FO | Ast | TO | Blk | Stl | Pts | Avg |
|--------------|----------|----------|-----------|------------|----------|----------|-------------|----------|----------|-------------|----------|----------|-------------|----------|----------|----------|------------|----------|----------|----------|----------|----------|----------|----------|------------|
| 2017-18 | 4 | 0 | 29 | 7.3 | 3 | 5 | .600 | 0 | 0 | .000 | 0 | 0 | .000 | 0 | 2 | 2 | 0.5 | 2 | 0 | 3 | 1 | 0 | 1 | 6 | 1.5 |
| TOTAL | 4 | 0 | 29 | 7.3 | 3 | 5 | .600 | 0 | 0 | .000 | 0 | 0 | .000 | 0 | 2 | 2 | 0.5 | 2 | 0 | 3 | 1 | 0 | 1 | 6 | 1.5 |



DJERY BAPTISTE

12

R-Sophomore, Center
6'10" 235 lbs.
Gonaives, Haiti
Prestonwood Christian HS

SEASON HIGHS

Points: 13, vs. UNC Asheville (11/17/17)
FG Made: 5, vs. UNC Asheville (11/17/17)
FG Atts: 7, vs. M. Tennessee (12/6/17)
3FG Made:
3FG Atts:
FT Made: 5, vs. USC (11/19/17)
FT Atts: 6, vs. USC (11/19/17)
Rebounds: 9, vs. Kansas State (12/3/17)
Assists: 1, 3x, last vs. M. Tennessee (12/6/17)
Turnovers: 3, vs. Kansas State (12/3/17)
Blocks: 3, 2x, last vs. Alabama (1/2/18)
Steals: 3, at South Carolina (1/6/18)
Minutes: 34, vs. USC (11/19/17)

CAREER HIGHS

Points: 13, vs. UNC Asheville (11/17/17)
FG Made: 5, vs. UNC Asheville (11/17/17)
FG Atts: 6, 2x, last vs. Kansas State (12/3/17)
3FG Made:
3FG Atts:
FT Made: 5, vs. USC (11/19/17)
FT Atts: 6, 2x, last vs. USC (11/19/17)
Rebounds: 9, vs. Kansas State (12/3/17)
Assists: 1, 4x, last vs. M. Tennessee (12/6/17)
Turnovers: 3, vs. Kansas State (12/3/17)
Blocks: 3, 3x, last vs. Alabama (1/2/18)
Steals: 3, at South Carolina (1/6/18)
Minutes: 34, vs. USC (11/19/17)

BAPTISTE NOTEBOOK

- ✪ Scored in double figures for second time this season at South Carolina with 10 points.
- ✪ Tallied career highs in points (13), field goals made (5), then-rebounds (8), and minutes played (25) in win over UNC Asheville; played career-high 34 minutes vs. USC - scored nine points and had seven rebounds.
- ✪ Had career-high nine rebounds vs. Kansas State.
- ✪ Played in all 35 games and made one start in 2016-17. Averaged 1.8 points and 1.9 rebounds per game.
- ✪ Tied a career high with eight points in win over Miss. State.
- ✪ Made first career-start vs. Butler.
- ✪ Tallied career-high eight points and three rebounds vs. Belmont; had 7 points and 7 rebounds vs. Norfolk St.
- ✪ Redshirted the 2015-16 season.
- ✪ Signed with the Commodores in November of 2014...Chose the Commodores over UConn, SMU, Oregon, and USC, and was ranked the eighth-best player in the state of Texas according to ESPN.
- ✪ Originally from Haiti, Baptiste is one of the most physically impressive prospects in the 2015 class. He speaks four languages and hopes to one day be a diplomat in his native country.
- ✪ Attended the Prestonwood Christian Academy in Plano, Texas, where he averaged 10 points, 10 rebounds, three blocks, two assists, and one steal in his senior season...Helped lead his Lion teams to four consecutive state championships...Named his team's Defensive Player of the Year in his senior season.
- ✪ Djery Jean Baptiste...November 12, 1995...Son of Hebert Jean Baptiste and Wislonde Destin...Plans to major in Public Policy and Linguistics...Recipient of the Myer Family Men's Basketball Scholarship...Advice to youngsters: "Seek God."

BAPTISTE GAME-BY-GAME (SOPHOMORE)

| Opponent | M | FG-A | 3P-A | FT-A | Reb | PF | A | T | B | S | PTS |
|----------------------|-----|------|------|------|-----|----|---|---|---|---|-----|
| N10 Austin Peay* | 12 | 1-1 | 0-0 | 0-0 | 4 | 4 | 1 | 2 | 0 | 2 | 2 |
| N13 @Belmont* | 13 | 0-2 | 0-0 | 1-2 | 4 | 4 | 0 | 2 | 1 | 0 | 1 |
| N17 UNC Asheville | 25 | 5-6 | 0-0 | 3-4 | 8 | 4 | 1 | 2 | 1 | 0 | 13 |
| N19 USC | 34 | 2-2 | 0-0 | 5-6 | 7 | 3 | 0 | 1 | 0 | 0 | 9 |
| N23 vs. Virginia | 20 | 1-1 | 0-0 | 3-4 | 6 | 1 | 1 | 0 | 0 | 0 | 3 |
| N24 Seton Hall | 15 | 0-1 | 0-0 | 2-2 | 2 | 5 | 0 | 2 | 0 | 0 | 2 |
| N28 Radford* | 31 | 3-5 | 0-0 | 2-3 | 3 | 0 | 0 | 0 | 1 | 0 | 8 |
| D3 Kansas State* | 25 | 2-6 | 0-0 | 1-2 | 9 | 5 | 0 | 3 | 2 | 1 | 5 |
| D6 Middle Tennessee* | 22 | 2-7 | 0-0 | 0-0 | 6 | 2 | 1 | 0 | 3 | 0 | 4 |
| D17 @Arizona State | DNP | | | | | | | | | | |
| D20 Houston Baptist | 9 | 1-3 | 0-0 | 0-0 | 4 | 4 | 0 | 1 | 1 | 0 | 2 |
| D22 Alcorn State | 8 | 1-1 | 0-0 | 0-0 | 2 | 1 | 0 | 0 | 0 | 0 | 2 |
| D30 @Florida | 7 | 0-0 | 0-0 | 0-0 | 2 | 2 | 0 | 1 | 2 | 0 | 0 |
| J2 Alabama | 24 | 1-1 | 0-0 | 0-0 | 7 | 1 | 0 | 0 | 3 | 0 | 2 |
| J6 @South Carolina | 24 | 3-7 | 0-0 | 4-5 | 5 | 5 | 0 | 0 | 0 | 3 | 10 |
| J9 Tennessee* | 17 | 0-2 | 0-0 | 1-2 | 4 | 5 | 1 | 1 | 1 | 0 | 1 |
| J13 Kentucky* | 21 | 0-2 | 0-0 | 2-2 | 4 | 4 | 0 | 1 | 2 | 0 | 2 |
| J16 @Miss. State* | 12 | 1-3 | 0-0 | 0-0 | 2 | 2 | 0 | 1 | 0 | 0 | 2 |
| J20 LSU* | 25 | 0-2 | 0-0 | 1-3 | 5 | 3 | 0 | 0 | 3 | 0 | 1 |
| J23 @Tennessee | | | | | | | | | | | |
| J27 TCU | | | | | | | | | | | |
| J30 @Kentucky | | | | | | | | | | | |
| F3 @Auburn | | | | | | | | | | | |
| F7 Georgia | | | | | | | | | | | |
| F10 @Arkansas | | | | | | | | | | | |
| F14 Miss. State | | | | | | | | | | | |
| F17 Florida | | | | | | | | | | | |
| F20 @LSU | | | | | | | | | | | |
| F24 Texas A&M | | | | | | | | | | | |
| F27 Missouri | | | | | | | | | | | |
| M3 @Ole Miss | | | | | | | | | | | |

Baptiste's Overall Statistics at Vanderbilt

| Year | GP | GS | Min | Avg | FG | FGA | Pct | 3FG | 3FGA | Pct | FT | FTA | Pct | Off | Def | Tot | Avg | PF | FO | Ast | TO | Blk | Stl | Pts | Avg |
|--------------|-----------|-----------|------------|-------------|-----------|------------|-------------|----------|----------|-------------|-----------|-----------|-------------|-----------|-----------|------------|------------|------------|----------|----------|-----------|-----------|-----------|------------|------------|
| 2016-17 | 35 | 1 | 275 | 7.9 | 25 | 48 | .521 | 0 | 0 | .000 | 13 | 20 | .650 | 25 | 40 | 65 | 1.9 | 59 | 0 | 1 | 24 | 14 | 4 | 63 | 1.8 |
| 2017-18 | 18 | 9 | 344 | 19.1 | 23 | 52 | .442 | 0 | 0 | .000 | 25 | 35 | .714 | 27 | 57 | 84 | 4.7 | 55 | 4 | 4 | 17 | 21 | 6 | 71 | 3.9 |
| TOTAL | 53 | 10 | 619 | 11.7 | 48 | 100 | .480 | 0 | 0 | .000 | 38 | 55 | .691 | 52 | 97 | 149 | 2.8 | 114 | 4 | 5 | 41 | 35 | 10 | 134 | 2.5 |

Baptiste's SEC Statistics at Vanderbilt

| Year | GP | GS | Min | Avg | FG | FGA | Pct | 3FG | 3FGA | Pct | FT | FTA | Pct | Off | Def | Tot | Avg | PF | FO | Ast | TO | Blk | Stl | Pts | Avg |
|--------------|-----------|----------|------------|------------|-----------|-----------|-------------|----------|----------|-------------|-----------|-----------|-------------|-----------|-----------|-----------|------------|-----------|----------|----------|-----------|-----------|----------|-----------|------------|
| 2016-17 | 18 | 0 | 118 | 6.6 | 9 | 16 | .563 | 0 | 0 | .000 | 5 | 8 | .625 | 11 | 18 | 29 | 1.6 | 28 | 0 | 0 | 9 | 5 | 2 | 23 | 1.3 |
| 2017-18 | 7 | 4 | 130 | 18.6 | 5 | 17 | .294 | 0 | 0 | .000 | 8 | 12 | .667 | 7 | 22 | 29 | 4.1 | 22 | 2 | 1 | 4 | 11 | 3 | 18 | 2.6 |
| TOTAL | 25 | 4 | 248 | 9.9 | 14 | 33 | .424 | 0 | 0 | .000 | 13 | 20 | .650 | 18 | 40 | 58 | 2.3 | 50 | 2 | 1 | 13 | 16 | 5 | 41 | 1.6 |



CLEVON BROWN

15

Sophomore, Forward
6'8" 233 lbs.
San Antonio, Texas
Churchill HS

SEASON HIGHS

Points: 13, vs. Austin Peay (11/10/17)
FG Made: 6, vs. Austin Peay (11/10/17)
FG Atts: 11, vs. Austin Peay (11/10/17)
3FG Made: 1, 4x, last vs. Kentucky (1/13/18)
3FG Atts: 3, vs. Austin Peay (11/10/17)
FT Made: 2, 2x, last at Miss. State (1/16/18)
FT Atts: 2, 4x, last at Miss. State (1/16/18)
Rebounds: 6, 2x, last at Florida (12/30/17)
Assists: 1, 3x, last at Miss. State (1/16/18)
Turnovers: 2, vs. Tennessee (1/9/18)
Blocks: 3, 2x, last vs. Houston Baptist (12/20/17)
Steals: 2, vs. Austin Peay (11/10/17)
Minutes: 25, vs. Austin Peay (11/10/17)

CAREER HIGHS

Points: 13, vs. Austin Peay (11/10/17)
FG Made: 6, vs. Austin Peay (11/10/17)
FG Atts: 11, vs. Austin Peay (11/10/17)
3FG Made: 2, 2x, last at Missouri (2/11/17)
3FG Atts: 3, 2x, at Missouri (2/11/17)
FT Made: 2, 3x, last at Miss. State (1/16/18)
FT Atts: 4, vs. Texas A&M (2/16/17)
Rebounds: 6, 3x, last at Florida (12/30/17)
Assists: 1, 4x, last vs. M. Tennessee (12/6/17)
Turnovers: 3, vs. South Carolina (2/18/17)
Blocks: 3, 3x, last vs. Houston Baptist (12/20/17)
Steals: 2, vs. Austin Peay (11/10/17)
Minutes: 25, vs. Austin Peay (11/10/17)

MISCELLANEOUS

BROWN NOTEBOOK

- ✪ Made third career start vs. South Carolina.
- ✪ Scored a career-high 13 points in win over Austin Peay. Also set new career bests in field goals made and steals, and tied a career high in rebounds and blocks.
- ✪ Played in 34 games and averaged 1.6 points and 1.5 rebounds per game as a freshman.
- ✪ Blocked career-high three shots vs. South Carolina.
- ✪ Had career-high eight points, six rebounds, and two blocks at Missouri.
- ✪ Tied a then-career high with six points at Texas A&M. Grabbed a career-high five rebounds against the Aggies.
- ✪ Signed with the Commodores in November of 2015.
- ✪ Made career debut vs. Marquette, scored five points against Golden Eagles; scored career-high six points vs. Norfolk State.
- ✪ Was ranked as the 9th-best player in the state of Texas by Texas Hoops, and the 126th-ranked player nationally by Rivals.com.
- ✪ Ranked as the 26th-ranked power forward in the country by Scout.com, he also received offers from Texas, Illinois, Notre Dame, and Auburn.

BROWN GAME-BY-GAME (SOPHOMORE)

| Opponent | M | FG-A | 3P-A | FT-A | Reb | PF | A | T | B | S | PTS |
|---------------------|----|------|------|------|-----|----|---|---|---|---|-----|
| N10 Austin Peay | 25 | 6-11 | 0-3 | 1-1 | 5 | 2 | 0 | 0 | 3 | 2 | 13 |
| N13 @Belmont | 11 | 0-2 | 0-2 | 0-1 | 1 | 1 | 0 | 0 | 0 | 0 | 0 |
| N17 UNC Asheville | 7 | 1-1 | 0-0 | 0-0 | 0 | 2 | 0 | 1 | 2 | 0 | 2 |
| N19 USC | 3 | 0-1 | 0-0 | 1-2 | 1 | 0 | 0 | 0 | 0 | 0 | 1 |
| N23 vs. Virginia | 12 | 1-3 | 1-2 | 0-0 | 2 | 1 | 1 | 0 | 0 | 0 | 5 |
| N24 vs. Seton Hall* | 11 | 1-3 | 0-2 | 0-0 | 0 | 1 | 0 | 1 | 1 | 0 | 2 |
| N28 Radford | 9 | 2-3 | 0-1 | 0-2 | 4 | 1 | 0 | 1 | 1 | 0 | 4 |
| D3 Kansas State | 13 | 1-2 | 1-2 | 0-0 | 2 | 2 | 0 | 1 | 1 | 0 | 3 |
| D6 Middle Tennessee | 13 | 3-4 | 0-1 | 0-1 | 4 | 3 | 1 | 0 | 0 | 1 | 6 |
| D17 @Arizona State | 9 | 2-4 | 0-0 | 1-2 | 2 | 2 | 0 | 1 | 0 | 0 | 5 |
| D20 Houston Baptist | 12 | 0-2 | 0-0 | 0-0 | 2 | 5 | 0 | 1 | 3 | 0 | 0 |
| D22 Alcorn State | 18 | 0-4 | 0-3 | 2-2 | 3 | 1 | 0 | 1 | 0 | 0 | 2 |
| D30 @Florida | 15 | 2-3 | 1-1 | 0-1 | 6 | 0 | 0 | 0 | 0 | 0 | 5 |
| J2 Alabama* | 16 | 1-5 | 0-3 | 1-2 | 5 | 2 | 1 | 1 | 2 | 1 | 3 |
| J6 @South Carolina* | 12 | 0-3 | 0-2 | 0-1 | 2 | 4 | 0 | 1 | 0 | 0 | 0 |
| J9 Tennessee | 22 | 3-4 | 0-0 | 0-0 | 3 | 5 | 0 | 2 | 1 | 0 | 6 |
| J13 Kentucky | 17 | 2-3 | 1-1 | 0-1 | 4 | 1 | 0 | 0 | 2 | 1 | 5 |
| J16 @Miss. State | 20 | 3-7 | 0-2 | 2-2 | 2 | 2 | 1 | 1 | 2 | 0 | 8 |
| J20 LSU | 9 | 1-2 | 0-1 | 1-2 | 2 | 1 | 0 | 0 | 0 | 0 | 3 |
| J23 @Tennessee | | | | | | | | | | | |
| J27 TCU | | | | | | | | | | | |
| J30 @Kentucky | | | | | | | | | | | |
| F3 @Auburn | | | | | | | | | | | |
| F7 Georgia | | | | | | | | | | | |
| F10 @Arkansas | | | | | | | | | | | |
| F14 Miss. State | | | | | | | | | | | |
| F17 Florida | | | | | | | | | | | |
| F20 @LSU | | | | | | | | | | | |
| F24 Texas A&M | | | | | | | | | | | |
| F27 Missouri | | | | | | | | | | | |
| M3 @Ole Miss | | | | | | | | | | | |

Brown's Overall Statistics at Vanderbilt

| Year | GP | GS | Min | Avg | FG | FGA | Pct | 3FG | 3FGA | Pct | FT | FTA | Pct | Off | Def | Tot | Avg | PF | FO | Ast | TO | Blk | Stl | Pts | Avg |
|--------------|-----------|----------|------------|------------|-----------|------------|-------------|-----------|-----------|-------------|-----------|-----------|-------------|-----------|-----------|------------|------------|-----------|----------|----------|-----------|-----------|----------|------------|------------|
| 2016-17 | 34 | 0 | 258 | 7.6 | 20 | 51 | .392 | 8 | 27 | .296 | 7 | 12 | .583 | 16 | 34 | 50 | 1.5 | 35 | 0 | 3 | 16 | 14 | 1 | 55 | 1.6 |
| 2017-18 | 19 | 3 | 254 | 13.4 | 29 | 67 | .433 | 4 | 26 | .154 | 9 | 20 | .450 | 23 | 27 | 50 | 2.6 | 36 | 2 | 4 | 11 | 18 | 5 | 71 | 3.7 |
| TOTAL | 53 | 3 | 512 | 9.7 | 49 | 118 | .415 | 12 | 53 | .226 | 16 | 32 | .500 | 39 | 61 | 100 | 1.9 | 71 | 2 | 7 | 27 | 32 | 6 | 126 | 2.4 |

Brown's SEC Statistics at Vanderbilt

| Year | GP | GS | Min | Avg | FG | FGA | Pct | 3FG | 3FGA | Pct | FT | FTA | Pct | Off | Def | Tot | Avg | PF | FO | Ast | TO | Blk | Stl | Pts | Avg |
|--------------|-----------|----------|------------|------------|-----------|-----------|-------------|----------|-----------|-------------|----------|-----------|-------------|-----------|-----------|-----------|------------|-----------|----------|----------|-----------|-----------|----------|-----------|------------|
| 2016-17 | 17 | 0 | 118 | 6.9 | 10 | 24 | .417 | 3 | 12 | .250 | 3 | 7 | .429 | 8 | 15 | 23 | 1.4 | 17 | 0 | 2 | 7 | 9 | 0 | 26 | 1.5 |
| 2017-18 | 7 | 2 | 111 | 15.9 | 12 | 27 | .444 | 2 | 10 | .200 | 4 | 9 | .444 | 9 | 15 | 24 | 3.4 | 15 | 1 | 2 | 5 | 7 | 2 | 30 | 4.3 |
| TOTAL | 24 | 2 | 229 | 9.5 | 22 | 51 | .431 | 5 | 22 | .227 | 7 | 16 | .438 | 17 | 30 | 47 | 2.0 | 32 | 1 | 4 | 12 | 16 | 2 | 56 | 2.3 |



MAXWELL EVANS

10 Freshman, Guard
6'2" 186 lbs.
Houston, Texas
Bellaire HS

SEASON HIGHS

Points: 14, vs. Houston Baptist (12/20/17)
FG Made: 6, vs. Houston Baptist (12/20/17)
FG Atts: 10, vs. Houston Baptist (12/20/17)
3FG Made: 2, vs. Houston Baptist (12/20/17)
3FG Atts: 6, vs. Alabama (1/2/18)
FT Made: 4, vs. Alabama (1/2/18)
FT Atts: 5, vs. Alabama (1/2/18)
Rebounds: 4, 2x, last at S. Carolina (1/6/18)
Assists: 2, 2x, last vs. Virginia (11/23/17)
Turnovers: 4, at S. Carolina (1/6/18)
Blocks:
Steals: 1, 4x, last vs. Tennessee (1/9/18)
Minutes: 24, vs. Alabama (1/2/18)

CAREER HIGHS

Points: 14, vs. Houston Baptist (12/20/17)
FG Made: 6, vs. Houston Baptist (12/20/17)
FG Atts: 10, vs. Houston Baptist (12/20/17)
3FG Made: 2, vs. Houston Baptist (12/20/17)
3FG Atts: 6, vs. Alabama (1/2/18)
FT Made: 4, vs. Alabama (1/2/18)
FT Atts: 5, vs. Alabama (1/2/18)
Rebounds: 4, 2x, last at S. Carolina (1/6/18)
Assists: 2, 2x, last vs. Virginia (11/23/17)
Turnovers: 4, at S. Carolina (1/6/18)
Blocks:
Steals: 1, 4x, last vs. Tennessee (1/9/18)
Minutes: 24, vs. Alabama (1/2/18)

MISCELLANEOUS

EVANS NOTEBOOK

- ✪ Made third start of his career at South Carolina.
- ✪ Scored career-high 14 points, all in the second half, against Houston Baptist.
- ✪ Made first start of his career vs. Seton Hall.
- ✪ 6'2 guard from Bellaire High School in Houston, Texas, was the number 16-ranked prospect in the state of Texas and 247sports.com ranked him as the 11th-ranked combo guard nationally at the end of his junior season.
- ✪ Chose the Commodores over Purdue, Northwestern, and Kansas State.
- ✪ Four-year starter and captain who averaged 32.7 points, 7.1 rebounds, 6.5 assists, 3.2 steals, and 2.0 blocks as a senior at Bellaire, where he played for coach Bruce Glover.
- ✪ Son of Carlis and Sharon...Is a triplet with sisters Megan and Maya, who each play volleyball at Tennessee State...Also has an older brother Denzel, who is a running back at the University of Kansas...Advice to young people: "Always work hard on what you want to achieve."

EVANS GAME-BY-GAME (FRESHMAN)

| Opponent | M | FG-A | 3P-A | FT-A | Reb | PF | A | T | B | S | PTS |
|---------------------|-----|------|------|------|-----|----|---|---|---|---|-----|
| N10 Austin Peay | 15 | 2-4 | 1-2 | 0-0 | 2 | 1 | 0 | 1 | 0 | 0 | 5 |
| N13 @Belmont | 5 | 0-1 | 0-0 | 0-0 | 0 | 1 | 0 | 0 | 0 | 0 | 0 |
| N17 UNC Asheville | 5 | 0-0 | 0-0 | 0-0 | 0 | 1 | 2 | 0 | 0 | 0 | 0 |
| N19 USC | 2 | 0-0 | 0-0 | 0-0 | 0 | 1 | 0 | 1 | 0 | 1 | 0 |
| N23 vs. Virginia | 13 | 2-4 | 1-2 | 0-0 | 4 | 1 | 2 | 2 | 0 | 1 | 5 |
| N24 vs. Seton Hall* | 16 | 1-5 | 0-2 | 0-0 | 2 | 0 | 0 | 0 | 0 | 0 | 2 |
| N28 Radford | DNP | | | | | | | | | | |
| D3 Kansas State | 6 | 1-2 | 0-1 | 1-2 | 0 | 1 | 0 | 0 | 0 | 0 | 3 |
| D6 Middle Tennessee | DNP | | | | | | | | | | |
| D17 @Arizona State | 4 | 0-1 | 0-1 | 0-0 | 1 | 0 | 0 | 0 | 0 | 0 | 0 |
| D20 Houston Baptist | 13 | 6-10 | 2-5 | 0-0 | 0 | 1 | 1 | 0 | 0 | 0 | 14 |
| D22 Alcorn State | 19 | 2-7 | 1-4 | 0-0 | 3 | 1 | 1 | 1 | 0 | 1 | 5 |
| D30 @Florida | 5 | 0-2 | 0-1 | 0-0 | 2 | 0 | 0 | 1 | 0 | 0 | 0 |
| J2 Alabama* | 24 | 2-7 | 1-6 | 4-5 | 1 | 1 | 1 | 2 | 0 | 0 | 9 |
| J6 @South Carolina* | 23 | 1-4 | 1-3 | 2-2 | 4 | 4 | 0 | 4 | 0 | 1 | 5 |
| J9 Tennessee* | 14 | 0-2 | 0-2 | 1-2 | 1 | 2 | 0 | 0 | 0 | 1 | 1 |
| J13 Kentucky | 4 | 0-1 | 0-0 | 0-0 | 1 | 2 | 0 | 0 | 0 | 0 | 0 |
| J16 @Miss. State | 5 | 1-2 | 0-0 | 0-0 | 2 | 0 | 0 | 1 | 0 | 0 | 2 |
| J20 LSU | DNP | | | | | | | | | | |
| J23 @Tennessee | | | | | | | | | | | |
| J27 TCU | | | | | | | | | | | |
| J30 @Kentucky | | | | | | | | | | | |
| F3 @Auburn | | | | | | | | | | | |
| F7 Georgia | | | | | | | | | | | |
| F10 @Arkansas | | | | | | | | | | | |
| F14 Miss. State | | | | | | | | | | | |
| F17 Florida | | | | | | | | | | | |
| F20 @LSU | | | | | | | | | | | |
| F24 Texas A&M | | | | | | | | | | | |
| F27 Missouri | | | | | | | | | | | |
| M3 @Ole Miss | | | | | | | | | | | |

Evans' Overall Statistics at Vanderbilt

| Year | GP | GS | Min | Avg | FG | FGA | Pct | 3FG | 3FGA | Pct | FT | FTA | Pct | Off | Def | Tot | Avg | PF | FO | Ast | TO | Blk | Stl | Pts | Avg |
|--------------|----------|----------|-----------|-------------|----------|-----------|-------------|----------|-----------|-------------|----------|----------|-------------|----------|----------|-----------|------------|----------|----------|----------|----------|----------|----------|-----------|------------|
| 2017-18 | 6 | 3 | 75 | 12.5 | 4 | 18 | .222 | 2 | 12 | .167 | 7 | 9 | .778 | 4 | 7 | 11 | 1.8 | 9 | 0 | 1 | 8 | 0 | 2 | 17 | 2.8 |
| TOTAL | 6 | 3 | 75 | 12.5 | 4 | 18 | .222 | 2 | 12 | .167 | 7 | 9 | .778 | 4 | 7 | 11 | 1.8 | 9 | 0 | 1 | 8 | 0 | 2 | 17 | 2.8 |

Evans' SEC Statistics at Vanderbilt

| Year | GP | GS | Min | Avg | FG | FGA | Pct | 3FG | 3FGA | Pct | FT | FTA | Pct | Off | Def | Tot | Avg | PF | FO | Ast | TO | Blk | Stl | Pts | Avg |
|--------------|-----------|----------|------------|-------------|-----------|-----------|-------------|----------|-----------|-------------|----------|-----------|-------------|----------|-----------|-----------|------------|-----------|----------|----------|-----------|----------|----------|-----------|------------|
| 2017-18 | 16 | 4 | 173 | 10.8 | 18 | 53 | .340 | 7 | 30 | .233 | 8 | 11 | .727 | 6 | 17 | 23 | 1.4 | 17 | 0 | 7 | 13 | 0 | 5 | 51 | 3.2 |
| TOTAL | 16 | 4 | 173 | 10.8 | 18 | 53 | .340 | 7 | 30 | .233 | 8 | 11 | .727 | 6 | 17 | 23 | 1.4 | 17 | 0 | 7 | 13 | 0 | 5 | 51 | 3.2 |



MATTHEW FISHER-DAVIS

5

Junior, Guard
6'5" 185 lbs.
Charlotte, N.C.
Butler HS

SEASON HIGHS

Points: 31, vs. USC (11/19/17)
FG Made: 9, vs. USC (11/19/17)
FG Atts: 18, vs. USC (11/19/17)
3FG Made: 6, vs. USC (11/19/17)
3FG Atts: 13, vs. USC (11/19/17)
FT Made: 7, vs. USC (11/19/17)
FT Atts: 8, vs. USC (11/19/17)
Rebounds: 11, vs. USC (11/19/17)
Assists: 4, vs. Alcorn St. (12/22/17)
Turnovers: 3, 3x, last at South Carolina (1/6/18)
Blocks: 4, at South Carolina (1/6/18)
Steals: 4, vs. Alcorn St. (12/22/17)
Minutes: 38, vs. USC (11/19/17)

CAREER HIGHS

Points: 33, vs. Auburn (1/4/17)
FG Made: 11, vs. Auburn (1/4/17)
FG Atts: 20, vs. Auburn (1/4/17)
3FG Made: 7, vs. Auburn (1/4/17)
3FG Atts: 14, vs. Auburn (1/4/17)
FT Made: 9, 3x, last vs. Kentucky (1/10/17)
FT Atts: 12, at LSU (12/29/16)
Rebounds: 11, 2x, last vs. USC (11/19/17)
Assists: 5, at Ole Miss (3/4/15)
Turnovers: 5, at Stanford (3/24/15)
Blocks: 4, 2x, last at South Carolina (1/6/18)
Steals: 4, vs. Alcorn St. (12/22/17)
Minutes: 41, at Arkansas (1/5/16)

MISCELLANEOUS

| | 2017-18 | Career |
|-------------------|---------|--------|
| Double-Digit Pts. | 10 | 62 |
| 3+ Threes | 6 | 51 |
| Double-Double | 1 | 2 |

FISHER-DAVIS NOTEBOOK

- ✪ Second on the team in scoring...10th in SEC in all games in 3FG made (2.2).
- ✪ Tallied team-high 19 points in win over Houston Baptist.
- ✪ Scored 31 points and added 11 rebounds vs. USC, first 30-10 game for Commodores since A.J. Ogilvy (33 points, 10 rebounds at LSU, 3/4/09). It marked the 2nd 30+ game of his career.
- ✪ Played in 34 games and started 22 as a junior...Led the team in scoring with 13.9 points per game, Fisher-Davis finished sixth in 3FG% in all games (37.2%) and second in threes made (2.5).
- ✪ Scored 20 or more points in nine career games, and scored in double figures in 24 games in 2016-17.
- ✪ Eclipsed the 1,000-point barrier in his career against Arkansas - became 47th VU player to do so.
- ✪ Tallied a career-high 33 points vs. Auburn - made seven threes, first Commodore to make seven three's in a game since John Jenkins made seven against Lafayette on December 21, 2011.
- ✪ Started 28 games and played in 32 contests in 2015-16. Scored in double figures in 17 games in 2015-16. Made three or more threes in 17 games.
- ✪ Finished the season first in the SEC in three-point field goal percentage at 44.6% as a sophomore.
- ✪ Finished 2014-15 as the SEC's freshman leader in three-pointers made (2.1, 6th in conference) and was second in three-point percentage in all games (.401). In league games only, Fisher-Davis was fifth in threes made (2.2) and fourth in three-point percentage (.402).
- ✪ Scored a career-high 18 points at Stanford in NIT Quarterfinals on a career-high six made threes.
- ✪ 6'5" guard considered one of best shooters in 2014 class...Shot 67.5% from the floor, 49.1% from three, and 96% from the free throw line in his senior season at Butler HS.
- ✪ Averaged 22 points, 13 rebounds, five assists, two steals and two blocks per game as a senior, and was named the SW4A Player of the Year and as a member of the Charlotte Observer's All-Observer team.

FISHER-DAVIS GAME-BY-GAME (SENIOR)

| Opponent | M | FG-A | 3P-A | FT-A | Reb | PF | A | T | B | S | PTS |
|----------------------|-----|------|------|------|-----|----|---|---|---|---|-----|
| N10 Austin Peay | DNP | | | | | | | | | | |
| N13 @Belmont* | 22 | 0-6 | 0-3 | 6-6 | 4 | 3 | 0 | 0 | 0 | 2 | 6 |
| N17 UNC Asheville* | 33 | 5-13 | 2-8 | 5-5 | 4 | 2 | 1 | 2 | 0 | 1 | 17 |
| N19 USC* | 38 | 9-18 | 6-13 | 7-8 | 11 | 4 | 1 | 1 | 0 | 2 | 31 |
| N23 vs. Virginia* | 24 | 3-9 | 2-4 | 3-6 | 3 | 4 | 1 | 0 | 0 | 0 | 11 |
| N24 vs. Seton Hall | 24 | 2-9 | 0-5 | 0-0 | 8 | 3 | 0 | 1 | 0 | 2 | 4 |
| N28 Radford | 29 | 3-11 | 1-9 | 0-0 | 6 | 4 | 3 | 2 | 0 | 1 | 7 |
| D3 Kansas State | 24 | 1-6 | 1-4 | 0-0 | 2 | 2 | 1 | 3 | 0 | 0 | 3 |
| D6 Middle Tennessee | 33 | 5-9 | 5-8 | 2-3 | 7 | 2 | 0 | 1 | 1 | 0 | 17 |
| D17 @Arizona State* | 33 | 1-10 | 0-8 | 0-0 | 8 | 3 | 3 | 2 | 1 | 3 | 2 |
| D20 Houston Baptist* | 26 | 6-10 | 5-9 | 2-2 | 5 | 2 | 3 | 3 | 1 | 2 | 19 |
| D22 Alcorn State* | 23 | 6-12 | 3-8 | 0-0 | 2 | 2 | 4 | 0 | 1 | 4 | 15 |
| D30 @Florida* | 33 | 7-17 | 3-9 | 0-0 | 4 | 2 | 1 | 0 | 1 | 0 | 17 |
| J2 Alabama | 29 | 4-7 | 3-4 | 0-0 | 5 | 3 | 0 | 1 | 0 | 1 | 11 |
| J6 @South Carolina | 27 | 4-11 | 2-6 | 2-2 | 5 | 1 | 2 | 3 | 4 | 0 | 12 |
| J9 Tennessee | 29 | 3-8 | 2-4 | 2-2 | 4 | 1 | 1 | 0 | 0 | 0 | 10 |
| J13 Kentucky* | 16 | 2-6 | 0-3 | 5-5 | 3 | 2 | 0 | 0 | 0 | 1 | 9 |
| J16 @Miss. State | DNP | | | | | | | | | | |
| J20 LSU | DNP | | | | | | | | | | |
| J23 @Tennessee | | | | | | | | | | | |
| J27 TCU | | | | | | | | | | | |
| J30 @Kentucky | | | | | | | | | | | |
| F3 @Auburn | | | | | | | | | | | |
| F7 Georgia | | | | | | | | | | | |
| F10 @Arkansas | | | | | | | | | | | |
| F14 Miss. State | | | | | | | | | | | |
| F17 Florida | | | | | | | | | | | |
| F20 @LSU | | | | | | | | | | | |
| F24 Texas A&M | | | | | | | | | | | |
| F27 Missouri | | | | | | | | | | | |
| M3 @Ole Miss | | | | | | | | | | | |

Fisher-Davis' Overall Statistics at Vanderbilt

| Year | GP | GS | Min | Avg | FG | FGA | Pct | 3FG | 3FGA | Pct | FT | FTA | Pct | Off | Def | Tot | Avg | PF | FO | Ast | TO | Blk | Stl | Pts | Avg |
|--------------|------------|-----------|-------------|-------------|------------|------------|-------------|------------|------------|-------------|------------|------------|-------------|-----------|------------|------------|------------|------------|----------|------------|------------|-----------|-----------|-------------|-------------|
| 2014-15 | 34 | 11 | 777 | 22.9 | 80 | 228 | .351 | 71 | 177 | .401 | 15 | 21 | .714 | 16 | 63 | 79 | 2.3 | 55 | 0 | 46 | 31 | 16 | 13 | 246 | 7.2 |
| 2015-16 | 32 | 28 | 877 | 27.4 | 102 | 236 | .432 | 79 | 177 | .446 | 27 | 36 | .750 | 12 | 103 | 115 | 3.6 | 50 | 1 | 36 | 27 | 9 | 15 | 310 | 9.7 |
| 2016-17 | 34 | 22 | 947 | 27.9 | 145 | 359 | .404 | 84 | 226 | .372 | 98 | 121 | .810 | 11 | 98 | 109 | 3.2 | 70 | 3 | 35 | 52 | 8 | 21 | 472 | 13.9 |
| 2017-18 | 16 | 9 | 443 | 27.7 | 61 | 162 | .377 | 35 | 105 | .333 | 34 | 39 | .872 | 18 | 63 | 81 | 5.1 | 40 | 0 | 21 | 19 | 9 | 19 | 191 | 11.9 |
| TOTAL | 116 | 70 | 3044 | 26.2 | 388 | 985 | .394 | 269 | 685 | .393 | 174 | 217 | .802 | 57 | 327 | 384 | 3.3 | 215 | 4 | 138 | 129 | 42 | 68 | 1219 | 10.5 |

Fisher-Davis' SEC Statistics at Vanderbilt

| Year | GP | GS | Min | Avg | FG | FGA | Pct | 3FG | 3FGA | Pct | FT | FTA | Pct | Off | Def | Tot | Avg | PF | FO | Ast | TO | Blk | Stl | Pts | Avg |
|--------------|-----------|-----------|-------------|-------------|------------|------------|-------------|------------|------------|-------------|-----------|------------|-------------|-----------|------------|------------|------------|------------|----------|-----------|-----------|-----------|-----------|------------|-------------|
| 2014-15 | 18 | 7 | 429 | 23.8 | 45 | 127 | .354 | 39 | 97 | .402 | 7 | 11 | .636 | 9 | 36 | 45 | 2.5 | 27 | 0 | 26 | 17 | 7 | 7 | 136 | 7.6 |
| 2015-16 | 17 | 14 | 491 | 28.9 | 57 | 130 | .438 | 44 | 101 | .436 | 18 | 24 | .750 | 5 | 48 | 53 | 3.1 | 26 | 1 | 21 | 15 | 4 | 7 | 176 | 10.4 |
| 2016-17 | 17 | 9 | 454 | 26.7 | 67 | 174 | .385 | 38 | 113 | .336 | 45 | 60 | .750 | 4 | 52 | 56 | 3.3 | 40 | 2 | 16 | 25 | 3 | 9 | 217 | 12.8 |
| 2017-18 | 5 | 2 | 134 | 26.8 | 20 | 49 | .408 | 10 | 26 | .385 | 9 | 9 | 1.000 | 8 | 13 | 21 | 4.2 | 9 | 0 | 4 | 4 | 5 | 2 | 59 | 11.8 |
| TOTAL | 57 | 32 | 1508 | 26.5 | 189 | 480 | .394 | 131 | 337 | .389 | 79 | 104 | .760 | 26 | 149 | 175 | 3.1 | 102 | 3 | 67 | 61 | 19 | 25 | 588 | 10.3 |



RILEY LACHANCE

13

Senior, Guard
6'2" 185 lbs.
Brookfield, Wis.
Brookfield HS

SEASON HIGHS

Points: 27, vs. Radford (11/28/17)
FG Made: 8, vs. LSU (1/20/18)
FG Atts: 14, 2x, last vs. LSU (1/20/18)
3FG Made: 4, 4x, last vs. LSU (1/20/18)
3FG Atts: 8, vs. Tennessee (1/9/18)
FT Made: 10, vs. Radford (11/28/17)
FT Atts: 10, vs. Radford (11/28/17)
Rebounds: 7, at Miss. State (1/16/18)
Assists: 5, 3x, last vs. Alabama (1/2/18)
Turnovers: 3, 2x, last at South Carolina (1/6/18)
Blocks:
Steals: 1, 3x, last vs. Alcorn St. (12/22/17)
Minutes: 41, vs. USC (11/19/17)

CAREER HIGHS

Points: 27, vs. Radford (11/28/17)
FG Made: 9, vs. Purdue (12/13/14)
FG Atts: 18, at Florida (2/18/15)
3FG Made: 5, 4x, last vs. Santa Clara (11/25/16)
3FG Atts: 9, 2x, last at Ole Miss (3/7/15)
FT Made: 10, vs. Radford (11/28/17)
FT Atts: 10, vs. Radford (11/28/17)
Rebounds: 9, vs. Missouri (2/21/15)
Assists: 8, at Ole Miss (3/7/15)
Turnovers: 5, vs. Florida (2/3/15)
Blocks: 1, 2x, last vs. Stony Brook (11/19/15)
Steals: 5, vs. Penn (12/22/14)
Minutes: 42, 2x, last vs. Tennessee (2/11/15)

MISCELLANEOUS

| | 2017-18 | Career |
|-------------------|---------|--------|
| Double-Digit Pts. | 11 | 66 |
| 20+ Point games | 2 | 6 |

LACHANCE NOTEBOOK

- ✪ Tallied team-high 26 points in win over LSU; Scored a career-high 27 points against Radford
- ✪ 4th in all games in 3FG% (.419)...Tied for seventh in assists (3.7) and 10th in 3FG Made (2.0) in SEC games only.
- ✪ Played and started in all 35 games in his junior season. Averaged 10.5 points, 3.9 assists, and 3.3 rebounds.
- ✪ Shot 48.6% from three in his junior season and was third in the SEC in assist-to-turnover ratio (2.0) and seventh in the league in assists (3.9). His three-point FG% in 2016-17 ranks third all-time in a single season.
- ✪ Became 46th player in VU history with 1,000 points against Florida; also named to 2017 SEC Tournament All-Tournament team.
- ✪ Played in 33 games and started 19 in 2015-16. Averaged 6.9 points and 2.4 rebounds per game.
- ✪ Scored double figures in 11 games in 2015-16, including a season-high 18 points vs. Alabama while tying a career-best with five threes.
- ✪ Named to preseason All-SEC 2nd Team by league coaches in 2015.
- ✪ Named to the SEC All-Freshman team in 2015; SEC freshman leader in points scored in all games and second in threes made.
- ✪ Third on Vanderbilt's single-season freshman scoring list with 429 points - one of only four Vanderbilt freshmen to ever eclipse 400-point barrier.
- ✪ Seventh in threes made (2.1) and eighth in minutes (33.3) as a freshman. Second amongst freshmen in SEC in threes made behind teammate Matthew Fisher-Davis in 2014-15.
- ✪ Captured four SEC Freshmen of the Week honors in 2014-15, which set a program record.
- ✪ Scored in double figures in 24 games in 2014-15, scored 20 or more points in three contests.
- ✪ Ended freshman season with 102 assists, third on the freshman single-season list.
- ✪ Scored a career-high 26 points in win over Purdue and 26 vs. Western Carolina.
- ✪ Left Brookfield Central High School as the school's all-time leading scorer (1,643 points). Also Brookfield's single-season scoring leader with 543 points, and the all-time leader in steals with 188.
- ✪ Major is Human and Organizational Development.

LACHANCE GAME-BY-GAME (SENIOR)

| Opponent | M | FG-A | 3P-A | FT-A | Reb | PF | A | T | B | S | PTS |
|----------------------|----|------|------|-------|-----|----|---|---|---|---|-----|
| N10 Austin Peay* | 28 | 4-10 | 3-6 | 2-2 | 3 | 1 | 2 | 0 | 0 | 0 | 13 |
| N13 @Belmont* | 32 | 4-9 | 1-5 | 1-2 | 1 | 1 | 2 | 0 | 0 | 0 | 10 |
| N17 UNC Asheville* | 32 | 6-10 | 4-7 | 1-2 | 2 | 0 | 4 | 2 | 0 | 1 | 17 |
| N19 USC* | 41 | 7-14 | 4-5 | 1-1 | 2 | 1 | 4 | 1 | 0 | 0 | 19 |
| N23 vs. Virginia* | 22 | 0-3 | 0-1 | 0-0 | 1 | 1 | 0 | 0 | 0 | 0 | 0 |
| N24 vs. Seton Hall* | 28 | 2-9 | 2-6 | 0-0 | 2 | 1 | 1 | 1 | 0 | 0 | 6 |
| N28 Radford* | 37 | 7-11 | 3-5 | 10-10 | 5 | 1 | 4 | 1 | 0 | 0 | 27 |
| D3 Kansas State* | 25 | 4-9 | 1-5 | 0-0 | 4 | 5 | 2 | 1 | 0 | 0 | 9 |
| D6 Middle Tennessee* | 36 | 3-10 | 0-6 | 3-3 | 5 | 3 | 5 | 1 | 0 | 0 | 9 |
| D17 @Arizona State* | 27 | 1-8 | 1-4 | 0-0 | 3 | 0 | 0 | 0 | 0 | 0 | 3 |
| D20 Houston Baptist* | 25 | 4-6 | 3-4 | 0-0 | 4 | 0 | 5 | 1 | 0 | 1 | 11 |
| D22 Alcorn State* | 21 | 6-8 | 4-5 | 0-0 | 1 | 1 | 4 | 0 | 0 | 1 | 16 |
| D30 @Florida* | 26 | 3-5 | 2-4 | 3-3 | 4 | 4 | 3 | 2 | 0 | 1 | 11 |
| J2 Alabama* | 30 | 3-5 | 2-3 | 2-2 | 2 | 2 | 5 | 3 | 0 | 0 | 10 |
| J6 @South Carolina* | 25 | 1-5 | 1-5 | 0-0 | 1 | 5 | 2 | 3 | 0 | 0 | 3 |
| J9 Tennessee* | 25 | 6-12 | 3-8 | 1-2 | 3 | 0 | 4 | 1 | 0 | 0 | 16 |
| J13 Kentucky* | 27 | 3-7 | 0-4 | 0-4 | 2 | 1 | 4 | 1 | 0 | 0 | 6 |
| J16 @Miss. State* | 25 | 2-4 | 1-3 | 0-0 | 7 | 3 | 4 | 1 | 0 | 0 | 5 |
| J20 LSU* | 38 | 8-14 | 4-7 | 6-6 | 6 | 3 | 3 | 0 | 0 | 0 | 26 |
| J23 @Tennessee | | | | | | | | | | | |
| J27 TCU | | | | | | | | | | | |
| J30 @Kentucky | | | | | | | | | | | |
| F3 @Auburn | | | | | | | | | | | |
| F7 Georgia | | | | | | | | | | | |
| F10 @Arkansas | | | | | | | | | | | |
| F14 Miss. State | | | | | | | | | | | |
| F17 Florida | | | | | | | | | | | |
| F20 @LSU | | | | | | | | | | | |
| F24 Texas A&M | | | | | | | | | | | |
| F27 Missouri | | | | | | | | | | | |
| M3 @Ole Miss | | | | | | | | | | | |

LaChance's Overall Statistics at Vanderbilt

| Year | GP | GS | Min | Avg | FG | FGA | Pct | 3FG | 3FGA | Pct | FT | FTA | Pct | Off | Def | Tot | Avg | PF | FO | Ast | TO | Blk | Stl | Pts | Avg |
|--------------|------------|------------|-------------|-------------|------------|------------|-------------|------------|------------|-------------|------------|------------|-------------|-----------|------------|------------|------------|------------|----------|------------|------------|----------|-----------|-------------|-------------|
| 2014-15 | 35 | 35 | 1166 | 33.3 | 147 | 337 | .436 | 66 | 173 | .382 | 69 | 79 | .873 | 10 | 100 | 110 | 3.1 | 46 | 0 | 102 | 47 | 1 | 25 | 429 | 12.3 |
| 2015-16 | 33 | 19 | 820 | 24.8 | 80 | 226 | .354 | 43 | 119 | .361 | 26 | 34 | .765 | 11 | 69 | 80 | 2.4 | 61 | 1 | 81 | 44 | 1 | 20 | 229 | 6.9 |
| 2016-17 | 35 | 35 | 1090 | 31.1 | 115 | 247 | .466 | 70 | 144 | .486 | 68 | 78 | .872 | 7 | 109 | 116 | 3.3 | 73 | 2 | 137 | 67 | 1 | 21 | 368 | 10.5 |
| 2017-18 | 19 | 18 | 550 | 28.9 | 74 | 159 | .465 | 39 | 93 | .419 | 30 | 37 | .811 | 7 | 51 | 58 | 3.1 | 36 | 2 | 55 | 18 | 0 | 6 | 217 | 11.4 |
| TOTAL | 122 | 107 | 3626 | 29.7 | 416 | 969 | .429 | 218 | 529 | .412 | 193 | 228 | .846 | 35 | 329 | 364 | 3.0 | 216 | 5 | 375 | 176 | 3 | 72 | 1243 | 10.2 |

LaChance's SEC Statistics at Vanderbilt

| Year | GP | GS | Min | Avg | FG | FGA | Pct | 3FG | 3FGA | Pct | FT | FTA | Pct | Off | Def | Tot | Avg | PF | FO | Ast | TO | Blk | Stl | Pts | Avg |
|--------------|-----------|-----------|-------------|-------------|------------|------------|-------------|------------|------------|-------------|------------|------------|-------------|-----------|------------|------------|------------|------------|----------|------------|------------|----------|-----------|------------|------------|
| 2014-15 | 18 | 18 | 622 | 34.6 | 73 | 177 | .412 | 35 | 91 | .385 | 38 | 45 | .844 | 6 | 56 | 62 | 3.4 | 27 | 0 | 54 | 29 | 0 | 10 | 219 | 12.2 |
| 2015-16 | 18 | 7 | 417 | 23.2 | 35 | 115 | .304 | 22 | 64 | .344 | 16 | 23 | .696 | 6 | 40 | 46 | 2.6 | 31 | 1 | 36 | 27 | 0 | 13 | 108 | 6.0 |
| 2016-17 | 18 | 18 | 572 | 31.8 | 63 | 140 | .450 | 35 | 79 | .443 | 40 | 47 | .851 | 2 | 60 | 62 | 3.4 | 35 | 2 | 69 | 37 | 0 | 10 | 201 | 11.2 |
| 2017-18 | 7 | 7 | 196 | 28.0 | 26 | 52 | .500 | 13 | 34 | .382 | 12 | 17 | .706 | 2 | 23 | 25 | 3.6 | 18 | 1 | 25 | 11 | 0 | 1 | 77 | 11.0 |
| TOTAL | 61 | 50 | 1807 | 29.6 | 197 | 484 | .407 | 105 | 268 | .392 | 106 | 132 | .803 | 16 | 179 | 195 | 3.2 | 111 | 4 | 184 | 104 | 0 | 34 | 605 | 9.9 |



SABEN LEE

O

Freshman, Guard
6'2" 174 lbs.
Phoenix, Ariz.
Corona Del Sol HS

SEASON HIGHS

Points: 24, vs. Arizona State (12/17/17)
FG Made: 9, vs. Arizona State (12/17/17)
FG Atts: 14, 2x, last vs. Alabama (1/2/18)
3FG Made: 3, at South Carolina (1/6/18)
3FG Atts: 6, vs. Austin Peay (11/10/17)
FT Made: 12, vs. Kansas St. (12/3/17)
FT Atts: 17, vs. Kansas St. (12/3/17)
Rebounds: 8, at Belmont (11/13/17)
Assists: 7, vs. Austin Peay (11/10/17)
Turnovers: 4, at Belmont (11/13/17)
Blocks: 1, 2x, last vs. Houston Baptist (12/20/17)
Steals: 4, vs. Arizona State (12/17/17)
Minutes: 38, vs. Arizona State (12/17/17)

CAREER HIGHS

Points: 24, vs. Arizona State (12/17/17)
FG Made: 9, vs. Arizona State (12/17/17)
FG Atts: 14, 2x, last vs. Alabama (1/2/18)
3FG Made: 3, at South Carolina (1/6/18)
3FG Atts: 6, vs. Austin Peay (11/10/17)
FT Made: 12, vs. Kansas St. (12/3/17)
FT Atts: 17, vs. Kansas St. (12/3/17)
Rebounds: 8, at Belmont (11/13/17)
Assists: 7, vs. Austin Peay (11/10/17)
Turnovers: 4, at Belmont (11/13/17)
Blocks: 1, 2x, last vs. Houston Baptist (12/20/17)
Steals: 4, vs. Arizona State (12/17/17)
Minutes: 38, vs. Arizona State (12/17/17)

MISCELLANEOUS

LEE NOTEBOOK

- ✪ Tallied double figures in 10 games this year and 7 of last 8; scored team-high 21 points vs. Tennessee. Averaging 14.9 points per game in SEC play.
- ✪ First among all SEC freshmen in scoring in SEC games only.
- ✪ Scored new career-high 24 points at Arizona State.
- ✪ Tied career high with 19 points vs. Kansas State - finished 12-17 from free-throw line. Last Commodore to make 12 free throws in a game was Luke Kornet vs. Belmont on 11/15/2016.
- ✪ Had career-high 19-point performance at Belmont. Also added eight rebounds and two assists.
- ✪ Posted six points and seven assists in Commodore debut vs. Austin Peay.
- ✪ 6'2 guard from Tempe, Ariz., who attended Corona Del Sol High School. Lee chose the Commodores over Louisville, Stanford, Florida State, and Nebraska.
- ✪ Averaged 22 points, five rebounds, four assists, three blocks, and three steals in his senior season at Corona Del Sol...First-team All-State selection as a junior and senior...Was a four-star prospect and the number 92-ranked player by Scout.com and the number 17 point guard by 247sports.com.
- ✪ Saben Anthonia Lee...June 23, 1999...Son of Anthony Lee and Lisa Austin and Natalie and Morris Williams...Has one sister Aubry...Plans to major in Mechanical Engineering...Advice to young people: "Have fun because at the next level it's all business."

LEE'S GAME-BY-GAME (FRESHMAN)

| Opponent | M | FG-A | 3P-A | FT-A | Reb | PF | A | T | B | S | PTS |
|----------------------|----|------|------|-------|-----|----|---|---|---|---|-----|
| N10 Austin Peay | 20 | 2-6 | 0-2 | 2-3 | 0 | 0 | 7 | 3 | 0 | 2 | 6 |
| N13 @Belmont | 25 | 5-9 | 1-4 | 8-11 | 8 | 4 | 2 | 4 | 0 | 1 | 19 |
| N17 UNC Asheville* | 22 | 3-9 | 0-1 | 2-2 | 1 | 2 | 5 | 3 | 0 | 0 | 8 |
| N19 USC* | 13 | 1-1 | 0-0 | 0-0 | 1 | 0 | 1 | 2 | 0 | 0 | 2 |
| N23 vs. Virginia* | 20 | 0-7 | 0-2 | 0-0 | 1 | 0 | 0 | 1 | 1 | 1 | 0 |
| N24 vs. Seton Hall | 26 | 3-10 | 1-2 | 1-1 | 1 | 2 | 4 | 0 | 0 | 0 | 8 |
| N28 Radford | 11 | 0-3 | 0-2 | 1-2 | 2 | 0 | 1 | 0 | 0 | 0 | 1 |
| D3 Kansas State* | 33 | 3-6 | 1-3 | 12-17 | 2 | 3 | 5 | 3 | 0 | 1 | 19 |
| D6 Middle Tennessee* | 26 | 2-6 | 0-2 | 1-2 | 0 | 2 | 3 | 1 | 0 | 1 | 5 |
| D17 @Arizona State* | 38 | 9-14 | 1-4 | 5-9 | 5 | 3 | 6 | 2 | 0 | 4 | 24 |
| D20 Houston Baptist* | 20 | 1-6 | 0-2 | 1-1 | 4 | 3 | 5 | 3 | 1 | 1 | 3 |
| D22 Alcorn State* | 21 | 3-5 | 0-1 | 4-4 | 2 | 2 | 4 | 0 | 0 | 3 | 10 |
| D30 @Florida* | 24 | 4-9 | 0-2 | 5-5 | 3 | 3 | 3 | 2 | 0 | 0 | 13 |
| J2 Alabama* | 27 | 7-14 | 2-4 | 7-9 | 1 | 1 | 2 | 3 | 0 | 3 | 23 |
| J6 @South Carolina* | 31 | 6-11 | 3-5 | 2-4 | 2 | 5 | 2 | 3 | 0 | 1 | 17 |
| J9 Tennessee* | 32 | 7-10 | 1-2 | 6-8 | 3 | 5 | 3 | 2 | 0 | 1 | 21 |
| J13 Kentucky* | 31 | 4-10 | 1-3 | 3-4 | 3 | 3 | 3 | 3 | 0 | 2 | 12 |
| J16 @Miss. State* | 28 | 2-6 | 0-3 | 2-2 | 5 | 1 | 4 | 2 | 0 | 0 | 6 |
| J20 LSU* | 34 | 5-7 | 0-1 | 2-3 | 5 | 2 | 5 | 3 | 1 | 3 | 12 |
| J23 @Tennessee | | | | | | | | | | | |
| J27 TCU | | | | | | | | | | | |
| J30 @Kentucky | | | | | | | | | | | |
| F3 @Auburn | | | | | | | | | | | |
| F7 Georgia | | | | | | | | | | | |
| F10 @Arkansas | | | | | | | | | | | |
| F14 Miss. State | | | | | | | | | | | |
| F17 Florida | | | | | | | | | | | |
| F20 @LSU | | | | | | | | | | | |
| F24 Texas A&M | | | | | | | | | | | |
| F27 Missouri | | | | | | | | | | | |
| M3 @Ole Miss | | | | | | | | | | | |

Lee's Overall Statistics at Vanderbilt

| Year | GP | GS | Min | Avg | FG | FGA | Pct | 3FG | 3FGA | Pct | FT | FTA | Pct | Off | Def | Tot | Avg | PF | FO | Ast | TO | Blk | Stl | Pts | Avg |
|--------------|-----------|-----------|------------|-------------|-----------|------------|-------------|-----------|-----------|-------------|-----------|-----------|-------------|-----------|-----------|-----------|------------|-----------|----------|-----------|-----------|----------|-----------|------------|-------------|
| 2017-18 | 19 | 16 | 482 | 25.4 | 67 | 149 | .450 | 11 | 45 | .244 | 64 | 87 | .736 | 12 | 37 | 49 | 2.6 | 41 | 2 | 65 | 40 | 5 | 22 | 209 | 11.0 |
| TOTAL | 19 | 16 | 482 | 25.4 | 67 | 149 | .450 | 11 | 45 | .244 | 64 | 87 | .736 | 12 | 37 | 49 | 2.6 | 41 | 2 | 65 | 40 | 5 | 22 | 209 | 11.0 |

Lee's SEC Statistics at Vanderbilt

| Year | GP | GS | Min | Avg | FG | FGA | Pct | 3FG | 3FGA | Pct | FT | FTA | Pct | Off | Def | Tot | Avg | PF | FO | Ast | TO | Blk | Stl | Pts | Avg |
|--------------|----------|----------|------------|-------------|-----------|-----------|-------------|----------|-----------|-------------|-----------|-----------|-------------|----------|-----------|-----------|------------|-----------|----------|-----------|-----------|----------|-----------|------------|-------------|
| 2017-18 | 7 | 7 | 207 | 29.6 | 35 | 67 | .522 | 7 | 20 | .350 | 27 | 35 | .771 | 4 | 18 | 22 | 3.1 | 20 | 2 | 22 | 18 | 1 | 10 | 104 | 14.9 |
| TOTAL | 7 | 7 | 207 | 29.6 | 35 | 67 | .522 | 7 | 20 | .350 | 27 | 35 | .771 | 4 | 18 | 22 | 3.1 | 20 | 2 | 22 | 18 | 1 | 10 | 104 | 14.9 |



EJIKE OBINNA

50 Freshman, Center
6'10" 234 lbs.
Enugu, Nigeria
Virginia Academy (Va.)

SEASON HIGHS

Points: 14, at Miss. State (1/17/18)
FG Made: 6, at Miss. State (1/17/18)
FG Atts: 9, at Miss. State (1/17/18)
3FG Made:
3FG Atts:
FT Made: 3, 2x, last vs. Seton Hall (11/24/17)
FT Atts: 5, vs. Seton Hall (11/24/17)
Rebounds: 7, vs. Virginia (11/23/17)
Assists:
Turnovers: 2, vs. UNC Asheville (11/17/17)
Blocks: 1, 2x, last at Miss. State (1/17/18)
Steals:
Minutes: 22, at Miss. State (1/17/18)

CAREER HIGHS

Points: 14, at Miss. State (1/17/18)
FG Made: 6, at Miss. State (1/17/18)
FG Atts: 9, at Miss. State (1/17/18)
3FG Made:
3FG Atts:
FT Made: 3, 2x, last vs. Seton Hall (11/24/17)
FT Atts: 5, vs. Seton Hall (11/24/17)
Rebounds: 7, vs. Virginia (11/23/17)
Assists:
Turnovers: 2, vs. UNC Asheville (11/17/17)
Blocks: 1, 2x, last at Miss. State (1/17/18)
Steals:
Minutes: 22, at Miss. State (1/17/18)

MISCELLANEOUS

OBINNA NOTEBOOK

- ✪ Played career-high 22 minutes and scored career-best 14 points.
- ✪ Scored career-high nine points in 20 minutes vs. Seton Hall; had career-high 7 rebounds vs. Virginia.
- ✪ Originally from Enugu, Nigeria, who attended the Virginia Academy in Ashburn, Va., was a four-star prospect by ESPN.com and Rivals.com, and was the 107th-ranked prospect in the class of 2017 by 247sports.com at end of his junior season. He was also named the Capital Beltway Defensive Player of the Year in his junior year.
- ✪ Averaged 16.6 points, 8.0 rebounds, 2.0 blocks, 1.0 steals, and 1.0 assists per game...Scored over 1,000 points in his career...First student at Virginia Academy to receive a full scholarship to a college academic institution.
- ✪ Chose the Commodores over Florida, Oklahoma, Clemson, and Virginia Tech.
- ✪ Ejike Simon Obinna...December 14, 1999...Son of Caroline Ejike...Has two brothers, Chomezie and Chinonso and three sisters, Ijeoma, Amaka, and Ipeoma...Plans to major in Human and Organizational Development...Advice to young people: "Work hard and believe in yourself."

OBINNA'S GAME-BY-GAME (FRESHMAN)

| Opponent | M | FG-A | 3P-A | FT-A | Reb | PF | A | T | B | S | PTS |
|---------------------|-----|------|------|------|-----|----|---|---|---|---|-----|
| N10 Austin Peay | 9 | 0-0 | 0-0 | 2-2 | 6 | 4 | 0 | 0 | 0 | 0 | 2 |
| N13 @Belmont | 5 | 0-0 | 0-0 | 0-0 | 0 | 2 | 0 | 0 | 0 | 0 | 0 |
| N17 UNC Asheville* | 4 | 0-0 | 0-0 | 1-2 | 1 | 1 | 0 | 2 | 0 | 0 | 1 |
| N19 USC* | 11 | 1-1 | 0-0 | 0-0 | 2 | 3 | 0 | 1 | 0 | 0 | 2 |
| N23 vs. Virginia* | 20 | 1-4 | 0-0 | 3-3 | 7 | 2 | 0 | 1 | 0 | 0 | 5 |
| N24 vs. Seton Hall* | 20 | 3-3 | 0-0 | 3-5 | 5 | 4 | 0 | 0 | 1 | 0 | 9 |
| N28 Radford | DNP | | | | | | | | | | |
| D3 Kansas State | DNP | | | | | | | | | | |
| D6 Middle Tennessee | 2 | 0-0 | 0-0 | 0-0 | 0 | 2 | 0 | 1 | 0 | 0 | 0 |
| D17 @Arizona State | DNP | | | | | | | | | | |
| D20 Houston Baptist | 11 | 1-1 | 0-0 | 0-4 | 3 | 0 | 0 | 0 | 0 | 0 | 2 |
| D22 Alcorn State | 14 | 2-2 | 0-0 | 1-2 | 5 | 4 | 0 | 1 | 0 | 0 | 5 |
| D30 @Florida | DNP | | | | | | | | | | |
| J2 Alabama | DNP | | | | | | | | | | |
| J6 @South Carolina | DNP | | | | | | | | | | |
| J9 Tennessee | DNP | | | | | | | | | | |
| J13 Kentucky | 3 | 0-1 | 0-0 | 1-2 | 1 | 0 | 0 | 0 | 0 | 0 | 1 |
| J16 @Miss. State | 22 | 6-9 | 0-0 | 2-4 | 4 | 1 | 0 | 1 | 1 | 0 | 14 |
| J20 LSU | 6 | 1-1 | 0-0 | 0-0 | 0 | 3 | 0 | 1 | 0 | 0 | 2 |
| J23 @Tennessee | | | | | | | | | | | |
| J27 TCU | | | | | | | | | | | |
| J30 @Kentucky | | | | | | | | | | | |
| F3 @Auburn | | | | | | | | | | | |
| F7 Georgia | | | | | | | | | | | |
| F10 @Arkansas | | | | | | | | | | | |
| F14 Miss. State | | | | | | | | | | | |
| F17 Florida | | | | | | | | | | | |
| F20 @LSU | | | | | | | | | | | |
| F24 Texas A&M | | | | | | | | | | | |
| F27 Missouri | | | | | | | | | | | |
| M3 @Ole Miss | | | | | | | | | | | |

Obinna's Overall Statistics at Vanderbilt

| Year | GP | GS | Min | Avg | FG | FGA | Pct | 3FG | 3FGA | Pct | FT | FTA | Pct | Off | Def | Tot | Avg | PF | FO | Ast | TO | Blk | Stl | Pts | Avg |
|--------------|----------|----------|-----------|-------------|----------|-----------|-------------|----------|----------|-------------|----------|----------|-------------|----------|----------|----------|------------|----------|----------|----------|----------|----------|----------|-----------|------------|
| 2017-18 | 3 | 0 | 31 | 10.3 | 7 | 11 | .636 | 0 | 0 | .000 | 3 | 6 | .500 | 2 | 3 | 5 | 1.7 | 4 | 0 | 0 | 2 | 1 | 0 | 17 | 5.7 |
| TOTAL | 3 | 0 | 31 | 10.3 | 7 | 11 | .636 | 0 | 0 | .000 | 3 | 6 | .500 | 2 | 3 | 5 | 1.7 | 4 | 0 | 0 | 2 | 1 | 0 | 17 | 5.7 |

Obinna's SEC Statistics at Vanderbilt

| Year | GP | GS | Min | Avg | FG | FGA | Pct | 3FG | 3FGA | Pct | FT | FTA | Pct | Off | Def | Tot | Avg | PF | FO | Ast | TO | Blk | Stl | Pts | Avg |
|--------------|-----------|----------|------------|-------------|-----------|-----------|-------------|----------|----------|-------------|-----------|-----------|-------------|----------|-----------|-----------|------------|-----------|----------|----------|----------|----------|----------|-----------|------------|
| 2017-18 | 12 | 4 | 127 | 10.6 | 15 | 22 | .682 | 0 | 0 | .000 | 13 | 24 | .542 | 9 | 25 | 34 | 2.8 | 26 | 0 | 0 | 8 | 2 | 0 | 43 | 3.6 |
| TOTAL | 12 | 4 | 127 | 10.6 | 15 | 22 | .682 | 0 | 0 | .000 | 13 | 24 | .542 | 9 | 25 | 34 | 2.8 | 26 | 0 | 0 | 8 | 2 | 0 | 43 | 3.6 |



JEFF ROBERSON

11

Senior, Forward
6'6" 220 lbs.
Houston, Texas
The Kinkaid School

SEASON HIGHS

Points: 22, vs. Kansas State (12/3/17)
FG Made: 7, 2x, last vs LSU (1/20/18)
FG Atts: 14, at Florida (12/30/17)
3FG Made: 5, vs. Alcorn St. (12/22/17)
3FG Atts: 7, 2x, last vs. Kentucky (1/13/18)
FT Made: 8, 4x, last vs. Houston Baptist (12/20/17)
FT Atts: 8, 5x, last vs. Houston Baptist (12/20/17)
Rebounds: 13, vs. Seton Hall (11/24/17)
Assists: 4, vs. Alcorn St. (12/22/17)
Turnovers: 4, 2x, last vs LSU (1/20/18)
Blocks: 2, 2x, last vs. Kansas State (12/3/17)
Steals: 2, 4x, last vs. Alabama (1/2/18)
Minutes: 42, vs. USC (11/19/17)

CAREER HIGHS

Points: 23, vs. Miss. St. (2/25/17)
FG Made: 8, vs. Texas A&M (2/4/16)
FG Atts: 14, 2x, last at Florida (12/30/17)
3FG Made: 5, 2x, last vs. Alcorn St. (12/22/17)
3FG Atts: 7, 2x, last vs. Kentucky (1/13/18)
FT Made: 8, 6x, last vs. Houston Baptist (12/20/17)
FT Atts: 9, 2x, last vs. Ole Miss (2/4/17)
Rebounds: 16, vs. Minnesota (12/3/16)
Assists: 6, 2x, last vs. Iowa State (1/28/17)
Turnovers: 6, at Kentucky (2/28/17)
Blocks: 2, 7x, last vs. Kansas State (12/3/17)
Steals: 2, 16x, last vs. Alabama (1/2/18)
Minutes: 42, vs. USC (11/19/17)

MISCELLANEOUS

| | 2017-18 | Career |
|-------------------|---------|--------|
| Double-Digit Pts. | 16 | 58 |
| 10+ Rebounds | 6 | 16 |
| Double-Doubles | 6 | 13 |

ROBERSON NOTEBOOK

- ✪ Scored 20 or more point in five games this year.
- ✪ Tallied 20 points in win over LSU; Scored team-high 20 points against Kentucky.
- ✪ Became Vanderbilt's 48th player to eclipse 1,000-point barrier against Alcorn State with 21-point performance, his third 20+ performance of the season.
- ✪ Second in SEC in double doubles behind Yante Maten of Georgia and 10th in scoring in all games, 4th in rebounding, 6th in FT%, and 3rd in defensive rebounding. In league games, he ranks 7th in FG% (.500).
- ✪ Started the 2017-18 season with three straight double-doubles, now has six; played career-high 42 minutes vs. USC. Scored in double figures in 13 of 15 games this year.
- ✪ Played and started in 35 games in 2016-17. Averaged 10.8 points and team-high 7.0 rebounds per game.
- ✪ Scored a career-high 23 points on career-best five made threes in win over Miss. St.; tallied a game-high 15 points in win at Tennessee; leads Vanderbilt in minutes played.
- ✪ Seventh in the SEC in rebounding (7.1) in all games and finished eighth (6.8) in league games only a year ago, and was fourth in the league in defensive rebounding (5.2) in all games and seventh in league games only (4.8).
- ✪ Played in 32 games in 2015-16 and made 25 starts. Averaged 9.3 points and 5.6 rebounds per game and 11.0 points and 5.7 rebounds in conference play. Shot 43.5% from three for the season.
- ✪ Scored in double figures in 18 games in 2015-16, including a career-high 20-point effort against Texas A&M in Nashville (2/4), when he was 8-10 from the floor and 3-4 from three. Finished fifth in the SEC in all games in free throw percentage (.833); second in league games only (.877).
- ✪ Started 24 games as a true freshman in 2014-15; averaged 4.7 ppg and shot 45.5% from three.
- ✪ Scored career-high 12 points vs. Tennessee at Memorial Gym.
- ✪ Left The Kinkaid School as the school's all-time leading scorer with 1,743 points; Averaged 20.1 points, 9.2 rebounds, 2.0 assists, and 1.5 steals per game in his senior season at the Kinkaid School in Houston.
- ✪ Named a finalist for the Guy V. Lewis Award, which is given to the top high school player in the city of Houston.

ROBERSON GAME-BY-GAME (SENIOR)

| Opponent | M | FG-A | 3P-A | FT-A | Reb | PF | A | T | B | S | PTS |
|----------------------|----|------|------|------|-----|----|---|---|---|---|-----|
| N10 Austin Peay* | 20 | 4-11 | 2-6 | 3-4 | 10 | 3 | 3 | 4 | 0 | 2 | 13 |
| N13 @Belmont* | 36 | 3-7 | 1-4 | 6-6 | 12 | 3 | 0 | 2 | 0 | 0 | 13 |
| N17 UNC Asheville* | 37 | 4-10 | 1-3 | 8-8 | 12 | 2 | 0 | 0 | 2 | 2 | 17 |
| N19 USC* | 42 | 3-9 | 1-5 | 3-4 | 6 | 4 | 1 | 2 | 0 | 1 | 10 |
| N23 vs. Virginia* | 24 | 1-7 | 0-4 | 4-4 | 3 | 0 | 1 | 2 | 0 | 0 | 6 |
| N24 vs. Seton Hall | 31 | 5-10 | 2-5 | 8-8 | 13 | 3 | 0 | 3 | 0 | 0 | 20 |
| N28 Radford* | 28 | 5-8 | 2-3 | 2-2 | 9 | 5 | 1 | 1 | 0 | 1 | 14 |
| D3 Kansas State* | 34 | 6-8 | 4-4 | 6-8 | 10 | 2 | 2 | 0 | 2 | 2 | 22 |
| D6 Middle Tennessee* | 32 | 2-6 | 1-2 | 8-8 | 4 | 2 | 0 | 2 | 0 | 1 | 13 |
| D17 @Arizona State* | 32 | 1-7 | 0-2 | 5-5 | 7 | 4 | 0 | 2 | 0 | 0 | 7 |
| D20 Houston Baptist* | 27 | 4-8 | 1-4 | 8-8 | 10 | 3 | 0 | 2 | 0 | 0 | 17 |
| D22 Alcorn State* | 22 | 7-10 | 5-6 | 2-2 | 4 | 2 | 4 | 1 | 1 | 1 | 21 |
| D30 @Florida* | 34 | 7-14 | 3-7 | 1-3 | 7 | 4 | 1 | 1 | 0 | 0 | 18 |
| J2 Alabama* | 34 | 5-11 | 2-2 | 5-6 | 5 | 3 | 2 | 2 | 0 | 2 | 17 |
| J6 @South Carolina* | 33 | 2-6 | 1-5 | 4-6 | 9 | 4 | 3 | 3 | 0 | 1 | 9 |
| J9 Tennessee* | 33 | 6-10 | 3-5 | 4-6 | 4 | 2 | 2 | 1 | 0 | 0 | 19 |
| J13 Kentucky* | 38 | 6-12 | 2-7 | 6-6 | 7 | 4 | 1 | 0 | 0 | 0 | 20 |
| J16 @Miss. State* | 26 | 5-10 | 0-4 | 0-1 | 2 | 4 | 2 | 2 | 0 | 0 | 10 |
| J20 LSU* | 36 | 7-13 | 2-5 | 4-5 | 6 | 3 | 1 | 4 | 0 | 0 | 20 |
| J23 @Tennessee | | | | | | | | | | | |
| J27 TCU | | | | | | | | | | | |
| J30 @Kentucky | | | | | | | | | | | |
| F3 @Auburn | | | | | | | | | | | |
| F7 Georgia | | | | | | | | | | | |
| F10 @Arkansas | | | | | | | | | | | |
| F14 Miss. State | | | | | | | | | | | |
| F17 Florida | | | | | | | | | | | |
| F20 @LSU | | | | | | | | | | | |
| F24 Texas A&M | | | | | | | | | | | |
| F27 Missouri | | | | | | | | | | | |
| M3 @Ole Miss | | | | | | | | | | | |

Roberson's Overall Statistics at Vanderbilt

| Year | GP | GS | Min | Avg | FG | FGA | Pct | 3FG | 3FGA | Pct | FT | FTA | Pct | Off | Def | Tot | Avg | PF | F0 | Ast | TO | Blk | Stl | Pts | Avg |
|--------------|------------|------------|-------------|-------------|------------|------------|-------------|------------|------------|-------------|------------|------------|-------------|------------|------------|------------|------------|------------|----------|------------|------------|-----------|-----------|-------------|------------|
| 2014-15 | 33 | 24 | 637 | 19.3 | 50 | 103 | .485 | 15 | 33 | .455 | 40 | 64 | .625 | 32 | 70 | 102 | 3.1 | 86 | 2 | 37 | 48 | 10 | 13 | 155 | 4.7 |
| 2015-16 | 32 | 25 | 858 | 26.8 | 91 | 186 | .489 | 30 | 69 | .435 | 85 | 102 | .833 | 58 | 121 | 179 | 5.6 | 101 | 5 | 38 | 34 | 6 | 15 | 297 | 9.3 |
| 2016-17 | 35 | 35 | 1108 | 31.7 | 122 | 293 | .416 | 39 | 115 | .339 | 96 | 121 | .793 | 70 | 176 | 246 | 7.0 | 91 | 1 | 61 | 64 | 14 | 29 | 379 | 10.8 |
| 2017-18 | 19 | 18 | 613 | 32.3 | 83 | 177 | .469 | 33 | 83 | .398 | 87 | 100 | .870 | 38 | 102 | 140 | 7.4 | 57 | 1 | 24 | 34 | 5 | 13 | 286 | 15.1 |
| TOTAL | 119 | 102 | 3216 | 27.0 | 346 | 759 | .456 | 117 | 300 | .390 | 308 | 387 | .796 | 198 | 469 | 667 | 5.6 | 335 | 9 | 160 | 180 | 35 | 70 | 1117 | 9.4 |

Roberson's SEC Statistics at Vanderbilt

| Year | GP | GS | Min | Avg | FG | FGA | Pct | 3FG | 3FGA | Pct | FT | FTA | Pct | Off | Def | Tot | Avg | PF | F0 | Ast | TO | Blk | Stl | Pts | Avg |
|--------------|-----------|-----------|-------------|-------------|------------|------------|-------------|-----------|------------|-------------|------------|------------|-------------|-----------|------------|------------|------------|------------|----------|-----------|-----------|-----------|-----------|------------|------------|
| 2014-15 | 16 | 11 | 313 | 19.6 | 22 | 49 | .449 | 7 | 13 | .538 | 24 | 40 | .600 | 18 | 29 | 47 | 2.9 | 43 | 1 | 20 | 23 | 3 | 6 | 75 | 4.7 |
| 2015-16 | 18 | 17 | 524 | 29.1 | 60 | 114 | .526 | 21 | 43 | .488 | 57 | 65 | .877 | 33 | 69 | 102 | 5.7 | 61 | 4 | 29 | 17 | 2 | 7 | 198 | 11.0 |
| 2016-17 | 18 | 18 | 570 | 31.7 | 64 | 144 | .444 | 18 | 52 | .346 | 55 | 67 | .821 | 36 | 86 | 122 | 6.8 | 49 | 0 | 28 | 32 | 6 | 19 | 201 | 11.2 |
| 2017-18 | 7 | 7 | 234 | 33.4 | 38 | 76 | .500 | 13 | 35 | .371 | 24 | 33 | .727 | 9 | 31 | 40 | 5.7 | 24 | 0 | 12 | 13 | 0 | 3 | 113 | 16.1 |
| TOTAL | 59 | 53 | 1641 | 27.8 | 184 | 383 | .480 | 59 | 143 | .413 | 160 | 205 | .780 | 96 | 215 | 311 | 5.3 | 177 | 5 | 89 | 85 | 11 | 35 | 587 | 9.9 |



JOE TOYE

2

Junior, Guard
6'7" 206 lbs.
Chicago, Ill.
Whitney Young HS

SEASON HIGHS

Points: 14, vs. Arizona State (12/17/17)

FG Made: 6, vs. Arizona State (12/17/17)

FG Atts: 18, vs. Arizona State (12/17/17)

3FG Made: 2, vs. Arizona State (12/17/17)

3FG Atts: 11, vs. Arizona State (12/17/17)

FT Made: 3, 2x, last vs. LSU (1/20/18)

FT Atts: 5, vs. LSU (1/20/18)

Rebounds: 5, vs. Alcorn St. (12/22/17)

Assists: 3, vs. Alcorn St. (12/22/17)

Turnovers: 3, 5x, last vs. Arizona State (12/17/17)

Blocks: 2, 2x, vs. Alcorn St. (12/22/17)

Steals: 2, vs. Radford (11/28/17)

Minutes: 33, vs. Arizona State (12/17/17)

CAREER HIGHS

Points: 18, vs. Texas A&M (3/9/17)

FG Made: 6, 2x, last vs. Arizona State (12/17/17)

FG Atts: 18, vs. Arizona State (12/17/17)

3FG Made: 5, vs. Texas A&M (3/9/17)

3FG Atts: 8, vs. Texas A&M (3/9/17)

FT Made: 6, 6, 2x, last at Kentucky (2/28/17)

FT Atts: 7, vs. Texas A&M (2/16/17)

Rebounds: 6, 2x, last at Texas A&M (1/31/17)

Assists: 4, 2x, last at Arkansas (2/7/17)

Turnovers: 4, vs. Florida (3/10/17)

Blocks: 2, 2x, vs. Alcorn St. (12/22/17)

Steals: 2, 3x, last vs. Radford (11/28/17)

Minutes: 38, vs. Florida (3/10/17)

TOYE NOTEBOOK

✦ Made nine starts this season; Scored season-high 14 points at Arizona State.

✦ Played in all 35 games and started 13 in 2016-17. Averaged 6.4 points and 2.6 rebounds in 2016-17.

✦ Tallied career high 18 points in win over Texas A&M at SEC Tournament.

✦ Scored a then career-high 15 points at Kentucky.

✦ Scored 11 points in win at Texas A&M and 13 in win over Aggies in Nashville.

✦ Scored 13 points against Arkansas in Nashville.

✦ Made first career start at Georgia.

✦ Played in 30 games in 2015-16 and averaged 3.6 points and 1.2 rebounds per game. Scored in double figures in three games.

✦ Tied a career high with 10 points against Tennessee at SEC Tournament. Made a career-high three three's in a career-best 23 minutes of action. Also scored 10 points in First Four game vs. Wichita State.

✦ Scored career-high 10 points vs. Detroit - tied his career high with three made field goals.

✦ Signed with the Commodores in November of 2014.

✦ Was ranked as the sixth-best player in the state of Illinois and a four-star prospect by ESPN, and was also ranked as the 113th-best prospect in the nation by Rivals.com.

✦ Toye and his twin sister Elizabeth are both Division I basketball players - Elizabeth plays for Florida International.

✦ Attended Whitney Young High School in Chicago, where he was named as a First-Team All-City selection.

✦ Averaged 18.0 points, 7.0 rebounds, 2.0 assists, 2.0 steals, and 1.5 blocks as a senior.

✦ Chose the Commodores over Iowa, Memphis, Creighton, Bradley, UIC, and Missouri.

✦ Recipient of the Edie and David Johnson Family Basketball Scholarship.

✦ Advice to youngsters: "Don't let negative influences in your life."

TOYE GAME-BY-GAME (JUNIOR)

| Opponent | M | FG-A | 3P-A | FT-A | Reb | PF | A | T | B | S | PTS |
|----------------------|----|------|------|------|-----|----|---|---|---|---|-----|
| N10 Austin Peay* | 24 | 4-7 | 1-1 | 0-2 | 3 | 0 | 1 | 3 | 1 | 0 | 9 |
| N13 @Belmont | 26 | 3-8 | 0-3 | 0-2 | 2 | 5 | 1 | 3 | 0 | 0 | 6 |
| N17 UNC Asheville | 15 | 1-2 | 0-0 | 0-2 | 0 | 0 | 0 | 1 | 0 | 0 | 2 |
| N19 USC | 8 | 1-2 | 0-0 | 0-0 | 1 | 1 | 1 | 3 | 0 | 0 | 2 |
| N23 vs. Virginia | 12 | 1-6 | 0-1 | 0-0 | 2 | 0 | 1 | 0 | 0 | 1 | 2 |
| N24 vs. Seton Hall* | 13 | 2-3 | 0-1 | 2-2 | 3 | 2 | 0 | 3 | 0 | 0 | 6 |
| N28 Radford* | 23 | 2-6 | 1-5 | 3-4 | 4 | 3 | 0 | 2 | 1 | 2 | 8 |
| D3 Kansas State* | 23 | 4-6 | 1-2 | 2-2 | 1 | 3 | 2 | 2 | 0 | 0 | 11 |
| D6 Middle Tennessee* | 19 | 0-6 | 0-3 | 0-0 | 2 | 2 | 1 | 1 | 1 | 0 | 0 |
| D17 @Arizona State* | 33 | 6-18 | 2-11 | 0-0 | 2 | 3 | 1 | 3 | 1 | 0 | 14 |
| D20 Houston Baptist* | 23 | 2-8 | 0-3 | 3-4 | 3 | 1 | 2 | 0 | 2 | 1 | 7 |
| D22 Alcorn State* | 18 | 1-2 | 1-2 | 1-2 | 5 | 0 | 3 | 1 | 2 | 1 | 4 |
| D30 @Florida* | 21 | 0-5 | 0-3 | 0-0 | 1 | 5 | 1 | 1 | 0 | 0 | 0 |
| J2 Alabama | 6 | 0-1 | 0-0 | 1-2 | 1 | 1 | 0 | 0 | 0 | 0 | 1 |
| J6 @South Carolina | 9 | 0-1 | 0-0 | 0-0 | 2 | 1 | 0 | 1 | 0 | 0 | 0 |
| J9 Tennessee | 8 | 2-2 | 0-0 | 0-0 | 1 | 2 | 0 | 1 | 0 | 0 | 4 |
| J13 Kentucky | 21 | 1-6 | 0-1 | 2-3 | 1 | 3 | 0 | 0 | 0 | 0 | 4 |
| J16 @Miss. State | 20 | 1-2 | 1-2 | 0-0 | 1 | 1 | 1 | 1 | 0 | 0 | 3 |
| J20 LSU | 11 | 1-2 | 0-1 | 3-5 | 1 | 3 | 0 | 1 | 0 | 0 | 5 |
| J23 @Tennessee | | | | | | | | | | | |
| J27 TCU | | | | | | | | | | | |
| J30 @Kentucky | | | | | | | | | | | |
| F3 @Auburn | | | | | | | | | | | |
| F7 Georgia | | | | | | | | | | | |
| F10 @Arkansas | | | | | | | | | | | |
| F14 Miss. State | | | | | | | | | | | |
| F17 Florida | | | | | | | | | | | |
| F20 @LSU | | | | | | | | | | | |
| F24 Texas A&M | | | | | | | | | | | |
| F27 Missouri | | | | | | | | | | | |
| M3 @Ole Miss | | | | | | | | | | | |

Toye's Overall Statistics at Vanderbilt

| Year | GP | GS | Min | Avg | FG | FGA | Pct | 3FG | 3FGA | Pct | FT | FTA | Pct | Off | Def | Tot | Avg | PF | FO | Ast | TO | Blk | Stl | Pts | Avg |
|--------------|-----------|-----------|-------------|-------------|------------|------------|-------------|-----------|------------|-------------|-----------|------------|-------------|-----------|------------|------------|------------|------------|----------|-----------|-----------|-----------|-----------|------------|------------|
| 2015-16 | 30 | 0 | 257 | 8.6 | 37 | 74 | .500 | 9 | 21 | .429 | 25 | 39 | .641 | 7 | 30 | 37 | 1.2 | 28 | 0 | 10 | 13 | 2 | 6 | 108 | 3.6 |
| 2016-17 | 35 | 13 | 739 | 21.1 | 70 | 175 | .400 | 31 | 78 | .397 | 53 | 78 | .679 | 21 | 71 | 92 | 2.6 | 70 | 2 | 38 | 44 | 5 | 14 | 224 | 6.4 |
| 2017-18 | 19 | 9 | 333 | 17.5 | 32 | 93 | .344 | 7 | 39 | .179 | 17 | 30 | .567 | 9 | 27 | 36 | 1.9 | 36 | 2 | 15 | 27 | 8 | 5 | 88 | 4.6 |
| TOTAL | 84 | 22 | 1329 | 15.8 | 139 | 342 | .406 | 47 | 138 | .341 | 95 | 147 | .646 | 37 | 128 | 165 | 2.0 | 134 | 4 | 63 | 84 | 15 | 25 | 420 | 5.0 |

Toye's SEC Statistics at Vanderbilt

| Year | GP | GS | Min | Avg | FG | FGA | Pct | 3FG | 3FGA | Pct | FT | FTA | Pct | Off | Def | Tot | Avg | PF | FO | Ast | TO | Blk | Stl | Pts | Avg |
|--------------|-----------|-----------|------------|-------------|-----------|------------|-------------|-----------|-----------|-------------|-----------|-----------|-------------|-----------|-----------|-----------|------------|-----------|----------|-----------|-----------|----------|-----------|------------|------------|
| 2015-16 | 17 | 0 | 100 | 5.9 | 11 | 27 | .407 | 2 | 9 | .222 | 9 | 13 | .692 | 2 | 11 | 13 | 0.8 | 9 | 0 | 3 | 8 | 1 | 3 | 33 | 1.9 |
| 2016-17 | 18 | 9 | 422 | 23.4 | 42 | 102 | .412 | 19 | 46 | .413 | 29 | 45 | .644 | 10 | 41 | 51 | 2.8 | 45 | 2 | 22 | 25 | 2 | 8 | 132 | 7.3 |
| 2017-18 | 7 | 1 | 96 | 13.7 | 5 | 19 | .263 | 1 | 7 | .143 | 6 | 10 | .600 | 1 | 7 | 8 | 1.1 | 16 | 1 | 2 | 5 | 0 | 0 | 17 | 2.4 |
| TOTAL | 42 | 10 | 618 | 14.7 | 58 | 148 | .392 | 22 | 62 | .355 | 44 | 68 | .647 | 13 | 59 | 72 | 1.7 | 70 | 3 | 27 | 38 | 3 | 11 | 182 | 4.3 |



PAYTON WILLIS

1

Sophomore, Guard
6'4" 182 lbs.
Fayetteville, Ark.
Fayetteville HS

SEASON HIGHS

Points: 10, at Florida (12/30/17)
FG Made: 3, 3x, last at Miss. State (1/16/18)
FG Atts: 8, at Miss. State (1/16/18)
3FG Made: 3, at Florida (12/30/17)
3FG Atts: 6, 2x, last at Miss. State (1/16/18)
FT Made: 5, vs. Radford (11/28/17)
FT Atts: 8, vs. Radford (11/28/17)
Rebounds: 6, vs. LSU (1/20/18)
Assists: 4, 2x, last at Florida (12/30/17)
Turnovers: 3, at Belmont (11/13/17)
Blocks: 1, 2x, last vs. Alcorn St. (12/22/17)
Steals: 2, 2x, last vs. Kentucky (1/13/18)
Minutes: 35, vs. LSU (1/20/18)

CAREER HIGHS

Points: 17, vs. Butler (11/24/16)
FG Made: 5, vs. Butler (11/24/16)
FG Atts: 8, 2x, last at Alabama (1/7/16)
3FG Made: 3, 3x, last at Florida (12/30/17)
3FG Atts: 6, 3x, last at Miss. State (1/16/18)
FT Made: 5, vs. Butler (11/24/16)
FT Atts: 8, vs. Radford (11/28/17)
Rebounds: 6, vs. LSU (1/20/18)
Assists: 8, vs. Santa Clara (11/25/16)
Turnovers: 5, vs. Minnesota (12/3/16)
Blocks: 1, 6x, last vs. Alcorn St. (12/22/17)
Steals: 2, 2x, last vs. Austin Peay (11/19/17)
Minutes: 35, vs. LSU (1/20/18)

WILLIS NOTEBOOK

- ✪ Made second straight start vs. LSU - made 14th career start; played career-high 35 minutes vs. LSU and grabbed a career-high six rebounds.
- ✪ Tied season high with three field goals made against Kentucky and Mississippi State.
- ✪ Tallied season-high 10 points at Florida; made season-high three threes.
- ✪ Played in all 35 games and started 12 in 2016-17. Averaged 5.2 points, 1.9 assists, and 1.8 rebounds per game.
- ✪ Tallied eight points in homecoming win at Arkansas; also scored eight points at Kentucky, and eight points in win over Florida at SEC Tournament.
- ✪ Scored in double figures five times in his freshman season.
- ✪ Posted a career-high five rebounds against Auburn.
- ✪ Scored 11 points in win at LSU. Was 4-7 from floor and 3-6 from three.
- ✪ Tallied 13 points and was 3-4 from floor vs. High Point.
- ✪ Scored career-high 17 points vs. Butler; made first career start vs. Santa Clara and dished out career-high eight assists vs. Broncos.
- ✪ Signed with the Commodores in the fall of 2015.
- ✪ Third ever Commodore from the state of Arkansas and first since Ralph Childs played for Vanderbilt in the 1955-56 season.
- ✪ Attended Fayetteville High School in Fayetteville, Arkansas, averaged 15.9 points, 3.6 rebounds, 3.5 assists, and 1.5 steals per game while also shooting 44.7% from three in his junior season and was honored as an all-conference and all-state selection as a sophomore and junior.
- ✪ Was ranked as the second-ranked player in the state of Arkansas, the 22nd-best point guard in the country by 247sports.com, and ranked as the 119th-best player in the nation by Rivals.com.

WILLIS GAME-BY-GAME (SOPHOMORE)

| Opponent | M | FG-A | 3P-A | FT-A | Reb | PF | A | T | B | S | PTS |
|---------------------|-----|------|------|------|-----|----|---|---|---|---|-----|
| N10 Austin Peay | 13 | 2-4 | 2-4 | 2-3 | 0 | 0 | 1 | 0 | 0 | 2 | 8 |
| N13 @Belmont | 15 | 1-2 | 1-2 | 0-1 | 3 | 2 | 0 | 3 | 1 | 0 | 3 |
| N17 UNC Asheville | 2 | 0-0 | 0-0 | 0-0 | 0 | 0 | 0 | 1 | 0 | 0 | 0 |
| N19 USC | 1 | 0-0 | 0-0 | 0-0 | 0 | 0 | 0 | 0 | 0 | 0 | 0 |
| N23 vs. Virginia | 12 | 0-2 | 0-0 | 0-0 | 1 | 1 | 1 | 1 | 0 | 0 | 0 |
| N24 vs. Seton Hall | DNP | | | | | | | | | | |
| N28 Radford | 28 | 0-4 | 0-2 | 5-8 | 2 | 1 | 4 | 1 | 0 | 0 | 5 |
| D3 Kansas State | 17 | 1-5 | 1-4 | 1-2 | 1 | 2 | 0 | 1 | 0 | 0 | 4 |
| D6 Middle Tennessee | 17 | 3-6 | 2-5 | 1-2 | 5 | 1 | 0 | 0 | 0 | 0 | 9 |
| D17 @Arizona State | 11 | 1-2 | 0-0 | 1-1 | 0 | 2 | 0 | 1 | 0 | 0 | 3 |
| D20 Houston Baptist | 14 | 1-3 | 1-2 | 2-2 | 1 | 1 | 2 | 1 | 0 | 1 | 5 |
| D22 Alcorn State | 16 | 2-3 | 2-3 | 0-0 | 2 | 1 | 1 | 1 | 1 | 1 | 6 |
| D30 @Florida | 28 | 3-6 | 3-4 | 1-2 | 2 | 4 | 4 | 0 | 0 | 0 | 10 |
| J2 Alabama | 10 | 0-3 | 0-3 | 0-0 | 1 | 1 | 1 | 0 | 0 | 0 | 0 |
| J6 @South Carolina | 16 | 2-6 | 0-3 | 0-0 | 3 | 2 | 1 | 1 | 0 | 1 | 4 |
| J9 Tennessee | 20 | 2-6 | 2-5 | 0-0 | 0 | 1 | 3 | 0 | 0 | 1 | 6 |
| J13 Kentucky | 22 | 3-7 | 2-6 | 0-0 | 3 | 3 | 3 | 1 | 0 | 2 | 8 |
| J16 @Miss. State* | 26 | 3-8 | 2-6 | 0-0 | 0 | 0 | 0 | 0 | 0 | 1 | 8 |
| J20 LSU* | 35 | 1-6 | 1-4 | 3-6 | 6 | 1 | 1 | 3 | 0 | 0 | 6 |
| J23 @Tennessee | | | | | | | | | | | |
| J27 TCU | | | | | | | | | | | |
| J30 @Kentucky | | | | | | | | | | | |
| F3 @Auburn | | | | | | | | | | | |
| F7 Georgia | | | | | | | | | | | |
| F10 @Arkansas | | | | | | | | | | | |
| F14 Miss. State | | | | | | | | | | | |
| F17 Florida | | | | | | | | | | | |
| F20 @LSU | | | | | | | | | | | |
| F24 Texas A&M | | | | | | | | | | | |
| F27 Missouri | | | | | | | | | | | |
| M3 @Ole Miss | | | | | | | | | | | |

Willis' Overall Statistics at Vanderbilt

| Year | GP | GS | Min | Avg | FG | FGA | Pct | 3FG | 3FGA | Pct | FT | FTA | Pct | Off | Def | Tot | Avg | PF | FO | Ast | TO | Blk | Stl | Pts | Avg |
|--------------|-----------|-----------|------------|-------------|-----------|------------|-------------|-----------|------------|-------------|-----------|-----------|-------------|-----------|-----------|-----------|------------|-----------|----------|-----------|-----------|----------|-----------|------------|------------|
| 2016-17 | 35 | 12 | 614 | 17.5 | 62 | 142 | .437 | 25 | 80 | .313 | 32 | 51 | .627 | 12 | 51 | 63 | 1.8 | 35 | 0 | 65 | 56 | 6 | 16 | 181 | 5.2 |
| 2017-18 | 18 | 2 | 303 | 16.8 | 25 | 73 | .342 | 19 | 55 | .345 | 16 | 27 | .593 | 7 | 23 | 30 | 1.7 | 23 | 0 | 22 | 15 | 2 | 9 | 85 | 4.7 |
| TOTAL | 53 | 14 | 917 | 17.3 | 87 | 215 | .405 | 44 | 135 | .326 | 48 | 78 | .615 | 19 | 74 | 93 | 1.8 | 58 | 0 | 87 | 71 | 8 | 25 | 266 | 5.0 |

Willis' SEC Statistics at Vanderbilt

| Year | GP | GS | Min | Avg | FG | FGA | Pct | 3FG | 3FGA | Pct | FT | FTA | Pct | Off | Def | Tot | Avg | PF | FO | Ast | TO | Blk | Stl | Pts | Avg |
|--------------|-----------|----------|------------|-------------|-----------|------------|-------------|-----------|-----------|-------------|-----------|-----------|-------------|----------|-----------|-----------|------------|-----------|----------|-----------|-----------|----------|-----------|------------|------------|
| 2016-17 | 18 | 5 | 279 | 15.5 | 27 | 69 | .391 | 12 | 40 | .300 | 10 | 19 | .526 | 1 | 23 | 24 | 1.3 | 20 | 0 | 26 | 25 | 3 | 10 | 76 | 4.2 |
| 2017-18 | 6 | 1 | 122 | 20.3 | 13 | 36 | .361 | 9 | 27 | .333 | 1 | 2 | .500 | 2 | 7 | 9 | 1.5 | 11 | 0 | 12 | 2 | 0 | 5 | 36 | 6.0 |
| TOTAL | 24 | 6 | 401 | 16.7 | 40 | 105 | .381 | 21 | 67 | .313 | 11 | 21 | .524 | 3 | 30 | 33 | 1.4 | 31 | 0 | 38 | 27 | 3 | 15 | 112 | 4.7 |



2017-18 Vanderbilt Basketball
Vanderbilt Combined Team Statistics (as of Jan 20, 2018)
All games



| RECORD: | OVERALL | HOME | AWAY | NEUTRAL |
|----------------|---------|------|------|---------|
| ALL GAMES | 7-12 | 7-5 | 0-5 | 0-2 |
| CONFERENCE | 2-5 | 2-2 | 0-3 | 0-0 |
| NON-CONFERENCE | 5-7 | 5-3 | 0-2 | 0-2 |

| # | Player | gp-gs | min | avg | Total | | 3-Point | | F-Throw | | Rebounds | | | | | | | | pts | avg | | |
|----------------|--------------------|-------|------|------|----------|------|---------|------|---------|------|----------|-----|-----|------|-----|----|-----|-----|-----|-----|------|------|
| | | | | | fg-fga | fg% | 3fg-fga | 3fg% | ft-fa | ft% | off | def | tot | avg | pf | dq | a | to | | | blk | stl |
| 11 | ROBERSON, Jeff | 19-18 | 613 | 32.3 | 83-177 | .469 | 33-83 | .398 | 87-100 | .870 | 38 | 102 | 140 | 7.4 | 57 | 1 | 24 | 34 | 5 | 13 | 286 | 15.1 |
| 05 | FISHER-DAVIS, M. | 16-9 | 443 | 27.7 | 61-162 | .377 | 35-105 | .333 | 34-39 | .872 | 18 | 63 | 81 | 5.1 | 40 | 0 | 21 | 19 | 9 | 19 | 191 | 11.9 |
| 13 | LACHANCE, Riley | 19-18 | 550 | 28.9 | 74-159 | .465 | 39-93 | .419 | 30-37 | .811 | 7 | 51 | 58 | 3.1 | 36 | 2 | 55 | 18 | 0 | 6 | 217 | 11.4 |
| 00 | LEE, Saben | 19-16 | 482 | 25.4 | 67-149 | .450 | 11-45 | .244 | 64-87 | .736 | 12 | 37 | 49 | 2.6 | 41 | 2 | 65 | 40 | 5 | 22 | 209 | 11.0 |
| 01 | WILLIS, Payton | 18-2 | 303 | 16.8 | 25-73 | .342 | 19-55 | .345 | 16-27 | .593 | 7 | 23 | 30 | 1.7 | 23 | 0 | 22 | 15 | 2 | 9 | 85 | 4.7 |
| 02 | TOYE, Joe | 19-9 | 333 | 17.5 | 32-93 | .344 | 7-39 | .179 | 17-30 | .567 | 9 | 27 | 36 | 1.9 | 36 | 2 | 15 | 27 | 8 | 5 | 88 | 4.6 |
| 12 | BAPTISTE, Djery | 18-9 | 344 | 19.1 | 23-52 | .442 | 0-0 | .000 | 25-35 | .714 | 27 | 57 | 84 | 4.7 | 55 | 4 | 4 | 17 | 21 | 6 | 71 | 3.9 |
| 15 | BROWN, Clewon | 19-3 | 254 | 13.4 | 29-67 | .433 | 4-26 | .154 | 9-20 | .450 | 23 | 27 | 50 | 2.6 | 36 | 2 | 4 | 11 | 18 | 5 | 71 | 3.7 |
| 50 | OBINNA, Ejike | 12-4 | 127 | 10.6 | 15-22 | .682 | 0-0 | .000 | 13-24 | .542 | 9 | 25 | 34 | 2.8 | 26 | 0 | 0 | 8 | 2 | 0 | 43 | 3.6 |
| 10 | EVANS, Maxwell | 16-4 | 173 | 10.8 | 18-53 | .340 | 7-30 | .233 | 8-11 | .727 | 6 | 17 | 23 | 1.4 | 17 | 0 | 7 | 13 | 0 | 5 | 51 | 3.2 |
| 03 | AUSTIN, JR., Larry | 14-3 | 197 | 14.1 | 16-40 | .400 | 1-4 | .250 | 9-19 | .474 | 6 | 18 | 24 | 1.7 | 21 | 0 | 19 | 9 | 0 | 3 | 42 | 3.0 |
| 14 | RICE, Isaiah | 2-0 | 6 | 3.0 | 0-2 | .000 | 0-2 | .000 | 1-2 | .500 | 0 | 0 | 0 | 0.0 | 1 | 0 | 0 | 2 | 0 | 0 | 1 | 0.5 |
| Team | | | | | | | | | | | 33 | 26 | 59 | | 1 | | | 16 | | | | |
| Total..... | | 19 | 3825 | | 443-1049 | .422 | 156-482 | .324 | 313-431 | .726 | 195 | 473 | 668 | 35.2 | 390 | 13 | 236 | 229 | 70 | 93 | 1355 | 71.3 |
| Opponents..... | | 19 | 3825 | | 474-1075 | .441 | 108-336 | .321 | 307-416 | .738 | 178 | 476 | 654 | 34.4 | 366 | - | 203 | 194 | 76 | 88 | 1363 | 71.7 |

| TEAM STATISTICS | VU | OPP |
|------------------------|----------|----------|
| SCORING | 1355 | 1363 |
| Points per game | 71.3 | 71.7 |
| Scoring margin | -0.4 | - |
| FIELD GOALS-ATT | 443-1049 | 474-1075 |
| Field goal pct | .422 | .441 |
| 3 POINT FG-ATT | 156-482 | 108-336 |
| 3-point FG pct | .324 | .321 |
| 3-pt FG made per game | 8.2 | 5.7 |
| FREE THROWS-ATT | 313-431 | 307-416 |
| Free throw pct | .726 | .738 |
| F-Throws made per game | 16.5 | 16.2 |
| REBOUNDS | 668 | 654 |
| Rebounds per game | 35.2 | 34.4 |
| Rebounding margin | +0.7 | - |
| ASSISTS | 236 | 203 |
| Assists per game | 12.4 | 10.7 |
| TURNOVERS | 229 | 194 |
| Turnovers per game | 12.1 | 10.2 |
| Turnover margin | -1.8 | - |
| Assist/turnover ratio | 1.0 | 1.0 |
| STEALS | 93 | 88 |
| Steals per game | 4.9 | 4.6 |
| BLOCKS | 70 | 76 |
| Blocks per game | 3.7 | 4.0 |
| ATTENDANCE | 109489 | 50187 |
| Home games-Avg/Game | 12-9124 | 5-8872 |
| Neutral site-Avg/Game | - | 2-2913 |

| Date | Opponent | | Score | Att. |
|------------|----------------------|-----|-------|-------|
| 11/10/17 | AUSTIN PEAY | w | 73-54 | 8609 |
| 11/13/17 | at Belmont | L | 60-69 | 5266 |
| 11/17/17 | UNC ASHEVILLE | w | 79-76 | 8048 |
| 11/19/17 | USC | Lot | 89-93 | 8284 |
| 11/23/17 | vs Virginia | L | 42-68 | 1874 |
| 11/24/17 | vs Seton Hall | L | 59-72 | 3952 |
| 11/28/17 | RADFORD | w | 74-62 | 8027 |
| 12/03/17 | KANSAS STATE | L | 79-84 | 8570 |
| 12/06/17 | MIDDLE TENNESSEE | L | 63-66 | 8739 |
| 12/17/17 | at Arizona State | L | 64-76 | 10797 |
| 12/20/17 | HOUSTON BAPTIST | w | 81-48 | 7909 |
| 12/22/17 | ALCORN STATE | w | 92-51 | 8125 |
| * 12/30/17 | at Florida | L | 74-81 | 10274 |
| * 01/02/18 | ALABAMA | w | 76-75 | 9519 |
| * 01/06/18 | at South Carolina | L | 60-71 | 11391 |
| * 01/09/18 | TENNESSEE | L | 84-92 | 11510 |
| * 01/13/18 | KENTUCKY | L | 67-74 | 13389 |
| * 01/16/18 | at Mississippi State | L | 62-80 | 6633 |
| * 01/20/18 | LSU | w | 77-71 | 8760 |

* - Conference game

| Score by Periods | 1st | 2nd | OT | Totals |
|------------------|-----|-----|----|--------|
| Vanderbilt | 621 | 725 | 9 | 1355 |
| Opponents | 616 | 734 | 13 | 1363 |



2017-18 Vanderbilt Basketball
Vanderbilt Combined Team Statistics (as of Jan 20, 2018)
Conference games only



| RECORD: | OVERALL | HOME | AWAY | NEUTRAL |
|----------------|---------|------|------|---------|
| ALL GAMES | 2-5 | 2-2 | 0-3 | 0-0 |
| CONFERENCE | 2-5 | 2-2 | 0-3 | 0-0 |
| NON-CONFERENCE | 0-0 | 0-0 | 0-0 | 0-0 |

| # | Player | gp-gs | min | avg | Total | | 3-Point | | F-Throw | | Rebounds | | | | pf | dq | a | to | blk | stl | pts | avg |
|----------------|--------------------|-------|------|------|---------|------|---------|------|---------|-------|----------|-----|-----|------|-----|----|----|----|-----|-----|-----|------|
| | | | | | fg-fga | fg% | 3fg-fga | 3fg% | ft-fa | ft% | off | def | tot | avg | | | | | | | | |
| 11 | ROBERSON, Jeff | 7-7 | 234 | 33.4 | 38-76 | .500 | 13-35 | .371 | 24-33 | .727 | 9 | 31 | 40 | 5.7 | 24 | 0 | 12 | 13 | 0 | 3 | 113 | 16.1 |
| 00 | LEE, Saben | 7-7 | 207 | 29.6 | 35-67 | .522 | 7-20 | .350 | 27-35 | .771 | 4 | 18 | 22 | 3.1 | 20 | 2 | 22 | 18 | 1 | 10 | 104 | 14.9 |
| 05 | FISHER-DAVIS, M. | 5-2 | 134 | 26.8 | 20-49 | .408 | 10-26 | .385 | 9-9 | 1.000 | 8 | 13 | 21 | 4.2 | 9 | 0 | 4 | 4 | 5 | 2 | 59 | 11.8 |
| 13 | LACHANCE, Riley | 7-7 | 196 | 28.0 | 26-52 | .500 | 13-34 | .382 | 12-17 | .706 | 2 | 23 | 25 | 3.6 | 18 | 1 | 25 | 11 | 0 | 1 | 77 | 11.0 |
| 01 | WILLIS, Payton | 7-2 | 157 | 22.4 | 14-42 | .333 | 10-31 | .323 | 4-8 | .500 | 3 | 12 | 15 | 2.1 | 12 | 0 | 13 | 5 | 0 | 5 | 42 | 6.0 |
| 50 | OBINNA, Ejike | 3-0 | 31 | 10.3 | 7-11 | .636 | 0-0 | .000 | 3-6 | .500 | 2 | 3 | 5 | 1.7 | 4 | 0 | 0 | 2 | 1 | 0 | 17 | 5.7 |
| 15 | BROWN, Clewon | 7-2 | 111 | 15.9 | 12-27 | .444 | 2-10 | .200 | 4-9 | .444 | 9 | 15 | 24 | 3.4 | 15 | 1 | 2 | 5 | 7 | 2 | 30 | 4.3 |
| 10 | EVANS, Maxwell | 6-3 | 75 | 12.5 | 4-18 | .222 | 2-12 | .167 | 7-9 | .778 | 4 | 7 | 11 | 1.8 | 9 | 0 | 1 | 8 | 0 | 2 | 17 | 2.8 |
| 12 | BAPTISTE, Djery | 7-4 | 130 | 18.6 | 5-17 | .294 | 0-0 | .000 | 8-12 | .667 | 7 | 22 | 29 | 4.1 | 22 | 2 | 1 | 4 | 11 | 3 | 18 | 2.6 |
| 02 | TOYE, Joe | 7-1 | 96 | 13.7 | 5-19 | .263 | 1-7 | .143 | 6-10 | .600 | 1 | 7 | 8 | 1.1 | 16 | 1 | 2 | 5 | 0 | 0 | 17 | 2.4 |
| 03 | AUSTIN, JR., Larry | 4-0 | 29 | 7.3 | 3-5 | .600 | 0-0 | .000 | 0-0 | .000 | 0 | 2 | 2 | 0.5 | 2 | 0 | 3 | 1 | 0 | 1 | 6 | 1.5 |
| Team | | | | | | | | | | | 12 | 7 | 19 | | | | | 1 | | | | |
| Total..... | | 7 | 1400 | | 169-383 | .441 | 58-175 | .331 | 104-148 | .703 | 61 | 160 | 221 | 31.6 | 151 | 7 | 85 | 77 | 25 | 29 | 500 | 71.4 |
| Opponents..... | | 7 | 1400 | | 181-382 | .474 | 38-106 | .358 | 144-192 | .750 | 65 | 183 | 248 | 35.4 | 125 | - | 79 | 62 | 42 | 40 | 544 | 77.7 |

| TEAM STATISTICS | VU | OPP |
|------------------------|---------|---------|
| SCORING | 500 | 544 |
| Points per game | 71.4 | 77.7 |
| Scoring margin | -6.3 | - |
| FIELD GOALS-ATT | 169-383 | 181-382 |
| Field goal pct | .441 | .474 |
| 3 POINT FG-ATT | 58-175 | 38-106 |
| 3-point FG pct | .331 | .358 |
| 3-pt FG made per game | 8.3 | 5.4 |
| FREE THROWS-ATT | 104-148 | 144-192 |
| Free throw pct | .703 | .750 |
| F-Throws made per game | 14.9 | 20.6 |
| REBOUNDS | 221 | 248 |
| Rebounds per game | 31.6 | 35.4 |
| Rebounding margin | -3.9 | - |
| ASSISTS | 85 | 79 |
| Assists per game | 12.1 | 11.3 |
| TURNOVERS | 77 | 62 |
| Turnovers per game | 11.0 | 8.9 |
| Turnover margin | -2.1 | - |
| Assist/turnover ratio | 1.1 | 1.3 |
| STEALS | 29 | 40 |
| Steals per game | 4.1 | 5.7 |
| BLOCKS | 25 | 42 |
| Blocks per game | 3.6 | 6.0 |
| ATTENDANCE | 43178 | 28298 |
| Home games-Avg/Game | 4-10794 | 3-9433 |
| Neutral site-Avg/Game | - | 0-0 |

| Date | Opponent | | Score | Att. |
|------------|----------------------|---|-------|-------|
| * 12/30/17 | at Florida | L | 74-81 | 10274 |
| * 01/02/18 | ALABAMA | W | 76-75 | 9519 |
| * 01/06/18 | at South Carolina | L | 60-71 | 11391 |
| * 01/09/18 | TENNESSEE | L | 84-92 | 11510 |
| * 01/13/18 | KENTUCKY | L | 67-74 | 13389 |
| * 01/16/18 | at Mississippi State | L | 62-80 | 6633 |
| * 01/20/18 | LSU | W | 77-71 | 8760 |

* - Conference game

| Score by Periods | 1st | 2nd | Totals |
|------------------|-----|-----|--------|
| Vanderbilt | 222 | 278 | 500 |
| Opponents | 235 | 309 | 544 |



2017-18 Vanderbilt Basketball
Vanderbilt Team Game-by-Game (as of Jan 22, 2018)
All games



TEAM STATISTICS

| | | | | Total | | 3-Pointers | | Free throws | | Rebounds | | | | | | | | | | | |
|----------------------|----------|-------|-----|----------|------|------------|------|-------------|------|----------|-----|-----|------|-----|-----|-----|-----|-----|------|------|--|
| Opponent | Date | Score | | fg-fga | pct | 3fg-fga | pct | ft-fta | pct | off | def | tot | avg | pf | a | t/o | blk | stl | pts | avg | |
| AUSTIN PEAY | 11/10/17 | 73-54 | W | 26-58 | .448 | 9-25 | .360 | 12-19 | .632 | 16 | 23 | 39 | 39.0 | 16 | 17 | 15 | 6 | 8 | 73 | 73.0 | |
| at Belmont | 11/13/17 | 60-69 | L | 17-48 | .354 | 4-23 | .174 | 22-31 | .710 | 9 | 30 | 39 | 39.0 | 26 | 5 | 15 | 2 | 3 | 60 | 66.5 | |
| UNC ASHEVILLE | 11/17/17 | 79-76 | W | 25-53 | .472 | 7-19 | .368 | 22-29 | .759 | 7 | 25 | 32 | 36.7 | 15 | 15 | 14 | 5 | 5 | 79 | 70.7 | |
| USC | 11/19/17 | 89-93 | Lot | 29-57 | .509 | 11-23 | .478 | 20-28 | .714 | 9 | 29 | 38 | 37.0 | 21 | 14 | 16 | 0 | 4 | 89 | 75.2 | |
| vs Virginia | 11/23/17 | 42-68 | L | 12-52 | .231 | 4-18 | .222 | 14-19 | .737 | 8 | 28 | 36 | 36.8 | 13 | 7 | 9 | 2 | 4 | 42 | 68.6 | |
| vs Seton Hall | 11/24/17 | 59-72 | L | 19-56 | .339 | 5-24 | .208 | 16-18 | .889 | 11 | 28 | 39 | 37.2 | 24 | 7 | 16 | 2 | 2 | 59 | 67.0 | |
| RADFORD | 11/28/17 | 74-62 | W | 22-52 | .423 | 7-27 | .259 | 23-31 | .742 | 10 | 27 | 37 | 37.1 | 16 | 10 | 8 | 3 | 6 | 74 | 68.0 | |
| KANSAS STATE | 12/03/17 | 79-84 | L | 23-50 | .460 | 10-25 | .400 | 23-33 | .697 | 16 | 17 | 33 | 36.6 | 25 | 12 | 14 | 5 | 4 | 79 | 69.4 | |
| MIDDLE TENNESSEE | 12/06/17 | 63-66 | L | 20-54 | .370 | 8-27 | .296 | 15-19 | .789 | 11 | 22 | 33 | 36.2 | 19 | 11 | 9 | 5 | 3 | 63 | 68.7 | |
| at Arizona State | 12/17/17 | 64-76 | L | 23-68 | .338 | 4-31 | .129 | 14-19 | .737 | 16 | 21 | 37 | 36.3 | 23 | 10 | 15 | 2 | 7 | 64 | 68.2 | |
| HOUSTON BAPTIST | 12/20/17 | 81-48 | W | 26-58 | .448 | 12-30 | .400 | 17-23 | .739 | 12 | 33 | 45 | 37.1 | 23 | 20 | 14 | 8 | 6 | 81 | 69.4 | |
| ALCORN STATE | 12/22/17 | 92-51 | W | 32-60 | .533 | 17-35 | .486 | 11-14 | .786 | 9 | 30 | 39 | 37.2 | 18 | 23 | 7 | 5 | 12 | 92 | 71.2 | |
| at Florida | 12/30/17 | 74-81 | L | 26-62 | .419 | 12-31 | .387 | 10-14 | .714 | 12 | 24 | 36 | 37.2 | 24 | 14 | 9 | 3 | 1 | 74 | 71.5 | |
| ALABAMA | 01/02/18 | 76-75 | W | 23-54 | .426 | 10-25 | .400 | 20-26 | .769 | 9 | 24 | 33 | 36.9 | 15 | 12 | 12 | 5 | 7 | 76 | 71.8 | |
| at South Carolina | 01/06/18 | 60-71 | L | 19-54 | .352 | 8-29 | .276 | 14-20 | .700 | 9 | 25 | 34 | 36.7 | 31 | 10 | 19 | 4 | 7 | 60 | 71.0 | |
| TENNESSEE | 01/09/18 | 84-92 | L | 29-56 | .518 | 11-26 | .423 | 15-22 | .682 | 9 | 17 | 26 | 36.0 | 23 | 14 | 8 | 2 | 3 | 84 | 71.8 | |
| KENTUCKY | 01/13/18 | 67-74 | L | 21-55 | .382 | 6-25 | .240 | 19-27 | .704 | 12 | 18 | 30 | 35.6 | 23 | 11 | 7 | 4 | 6 | 67 | 71.5 | |
| at Mississippi State | 01/16/18 | 62-80 | L | 26-53 | .491 | 4-20 | .200 | 6-9 | .667 | 3 | 26 | 29 | 35.3 | 15 | 14 | 10 | 3 | 2 | 62 | 71.0 | |
| LSU | 01/20/18 | 77-71 | W | 25-49 | .510 | 7-19 | .368 | 20-30 | .667 | 7 | 26 | 33 | 35.2 | 20 | 10 | 12 | 4 | 3 | 77 | 71.3 | |
| Vanderbilt | | 1355 | | 443-1049 | .422 | 156-482 | .324 | 313-431 | .726 | 195 | 473 | 668 | 35.2 | 390 | 236 | 229 | 70 | 93 | 1355 | 71.3 | |
| Opponents | | 1363 | | 474-1075 | .441 | 108-336 | .321 | 307-416 | .738 | 178 | 476 | 654 | 34.4 | 366 | 203 | 194 | 76 | 88 | 1363 | 71.7 | |

Games played: 19
Points/game: 71.3
FG Pct: 42.2
3FG Pct: 32.4
FT Pct: 72.6

Rebounds/game: 35.2
Assists/game: 12.4
Turnovers/game: 12.1
Assist/turnover ratio: 1.0
Steals/game: 4.9
Blocks/game: 3.7



2017-18 Vanderbilt Basketball
Vanderbilt Opponent Game-by-Game (as of Jan 22, 2018)
All games



OPPONENT STATISTICS

| | | | | Total | | 3-Pointers | | Free throws | | Rebounds | | | | | | | | | | | |
|----------------------|----------|-------|-----|----------|------|------------|------|-------------|------|----------|-----|-----|------|-----|-----|-----|-----|-----|------|------|--|
| Opponent | Date | Score | | fg-fga | pct | 3fg-fga | pct | ft-flt | pct | off | def | tot | avg | pf | a | t/o | blk | stl | pts | avg | |
| AUSTIN PEAY | 11/10/17 | 73-54 | W | 22-54 | .407 | 3-13 | .231 | 7-12 | .583 | 9 | 22 | 31 | 31.0 | 20 | 11 | 17 | 1 | 5 | 54 | 54.0 | |
| at Belmont | 11/13/17 | 60-69 | L | 22-54 | .407 | 6-27 | .222 | 19-26 | .731 | 7 | 26 | 33 | 32.0 | 27 | 8 | 10 | 1 | 4 | 69 | 61.5 | |
| UNC ASHEVILLE | 11/17/17 | 79-76 | W | 27-64 | .422 | 9-20 | .450 | 13-15 | .867 | 12 | 24 | 36 | 33.3 | 18 | 12 | 14 | 2 | 8 | 76 | 66.3 | |
| USC | 11/19/17 | 89-93 | Lot | 33-67 | .493 | 12-26 | .462 | 15-16 | .938 | 5 | 23 | 28 | 32.0 | 26 | 8 | 6 | 4 | 3 | 93 | 73.0 | |
| vs Virginia | 11/23/17 | 42-68 | L | 27-60 | .450 | 10-21 | .476 | 4-6 | .667 | 7 | 35 | 42 | 34.0 | 17 | 21 | 7 | 8 | 3 | 68 | 72.0 | |
| vs Seton Hall | 11/24/17 | 59-72 | L | 27-58 | .466 | 4-18 | .222 | 14-24 | .583 | 8 | 25 | 33 | 33.8 | 16 | 10 | 9 | 5 | 4 | 72 | 72.0 | |
| RADFORD | 11/28/17 | 74-62 | W | 24-61 | .393 | 7-19 | .368 | 7-11 | .636 | 10 | 24 | 34 | 33.9 | 25 | 10 | 9 | 1 | 1 | 62 | 70.6 | |
| KANSAS STATE | 12/03/17 | 79-84 | L | 29-50 | .580 | 4-12 | .333 | 22-24 | .917 | 5 | 16 | 21 | 32.2 | 24 | 12 | 7 | 3 | 6 | 84 | 72.2 | |
| MIDDLE TENNESSEE | 12/06/17 | 63-66 | L | 24-56 | .429 | 3-14 | .214 | 15-23 | .652 | 14 | 25 | 39 | 33.0 | 18 | 13 | 9 | 1 | 3 | 66 | 71.6 | |
| at Arizona State | 12/17/17 | 64-76 | L | 25-57 | .439 | 5-23 | .217 | 21-28 | .750 | 15 | 32 | 47 | 34.4 | 20 | 7 | 17 | 5 | 4 | 76 | 72.0 | |
| HOUSTON BAPTIST | 12/20/17 | 81-48 | W | 16-61 | .262 | 1-18 | .056 | 15-26 | .577 | 16 | 22 | 38 | 34.7 | 18 | 5 | 14 | 3 | 6 | 48 | 69.8 | |
| ALCORN STATE | 12/22/17 | 92-51 | W | 17-51 | .333 | 6-19 | .316 | 11-13 | .846 | 5 | 19 | 24 | 33.8 | 12 | 7 | 13 | 0 | 1 | 51 | 68.2 | |
| at Florida | 12/30/17 | 74-81 | L | 23-54 | .426 | 8-19 | .421 | 27-30 | .900 | 8 | 28 | 36 | 34.0 | 15 | 7 | 5 | 10 | 4 | 81 | 69.2 | |
| ALABAMA | 01/02/18 | 76-75 | W | 26-52 | .500 | 4-11 | .364 | 19-22 | .864 | 4 | 27 | 31 | 33.8 | 17 | 13 | 10 | 8 | 10 | 75 | 69.6 | |
| at South Carolina | 01/06/18 | 60-71 | L | 21-54 | .389 | 4-14 | .286 | 25-39 | .641 | 11 | 30 | 41 | 34.3 | 17 | 8 | 12 | 4 | 7 | 71 | 69.7 | |
| TENNESSEE | 01/09/18 | 84-92 | L | 30-53 | .566 | 7-13 | .538 | 25-28 | .893 | 8 | 22 | 30 | 34.0 | 22 | 13 | 8 | 4 | 3 | 92 | 71.1 | |
| KENTUCKY | 01/13/18 | 67-74 | L | 23-43 | .535 | 3-10 | .300 | 25-37 | .676 | 9 | 26 | 35 | 34.1 | 19 | 11 | 11 | 7 | 3 | 74 | 71.3 | |
| at Mississippi State | 01/16/18 | 62-80 | L | 31-64 | .484 | 8-20 | .400 | 10-15 | .667 | 11 | 26 | 37 | 34.2 | 11 | 20 | 4 | 5 | 8 | 80 | 71.8 | |
| LSU | 01/20/18 | 77-71 | W | 27-62 | .435 | 4-19 | .211 | 13-21 | .619 | 14 | 24 | 38 | 34.4 | 24 | 7 | 12 | 4 | 5 | 71 | 71.7 | |
| Opponents | | 1363 | | 474-1075 | .441 | 108-336 | .321 | 307-416 | .738 | 178 | 476 | 654 | 34.4 | 366 | 203 | 194 | 76 | 88 | 1363 | 71.7 | |
| Vanderbilt | | 1355 | | 443-1049 | .422 | 156-482 | .324 | 313-431 | .726 | 195 | 473 | 668 | 35.2 | 390 | 236 | 229 | 70 | 93 | 1355 | 71.3 | |

Games played: 19
Points/game: 71.7
FG Pct: 44.1
3FG Pct: 32.1
FT Pct: 73.8

Rebounds/game: 34.4
Assists/game: 10.7
Turnovers/game: 10.2
Assist/turnover ratio: 1.0
Steals/game: 4.6
Blocks/game: 4.0



2017-18 Vanderbilt Basketball
Vanderbilt Points-Rebounds-Assists (as of Jan 22, 2018)
All games



| Opponent | Date | Score | | 00 LEE,SABEN | 01 WILLIS,PAY | 02 TOYE,JOE | 03 AUSTIN,JR, | 05 FISHER-DAV | 10 EVANS,MAXW | 11 ROBERSON,J |
|----------------------|----------|-------|---|-----------------|------------------|----------------|------------------|------------------|------------------|------------------|
| AUSTIN PEAY | 11/10/17 | 73-54 | w | 6-0-7 | 8-0-1 | 9-3-1 | 2-3-2 | DNP | 5-2-0 | 13-10-3 |
| at Belmont | 11/13/17 | 60-69 | L | 19-8-2 | 3-3-0 | 6-2-1 | 2-1-0 | 6-4-0 | 0-0-0 | 13-12-0 |
| UNC ASHEVILLE | 11/17/17 | 79-76 | w | 8-1-5 | 0-0-0 | 2-0-0 | 2-1-2 | 17-4-1 | 0-0-2 | 17-12-0 |
| USC | 11/19/17 | 89-93 | L | 2-1-1 | 0-0-0 | 2-1-1 | 13-4-6 | 31-11-1 | 0-0-0 | 10-6-1 |
| vs Virginia | 11/23/17 | 42-68 | L | 0-1-0 | 0-1-1 | 2-2-1 | 5-5-0 | 11-3-1 | 5-4-2 | 6-3-1 |
| vs Seton Hall | 11/24/17 | 59-72 | L | 8-1-4 | DNP | 6-3-0 | 0-1-2 | 4-8-0 | 2-2-0 | 20-13-0 |
| RADFORD | 11/28/17 | 74-62 | w | 1-2-1 | 5-2-4 | 8-4-0 | 0-0-0 | 7-6-3 | DNP | 14-9-1 |
| KANSAS STATE | 12/03/17 | 79-84 | L | 19-2-5 | 4-1-0 | 11-1-2 | DNP | 3-2-1 | 3-0-0 | 22-10-2 |
| MIDDLE TENNESSEE | 12/06/17 | 63-66 | L | 5-0-3 | 9-5-0 | 0-2-1 | DNP | 17-7-0 | DNP | 13-4-0 |
| at Arizona State | 12/17/17 | 64-76 | L | 24-5-6 | 3-0-0 | 14-2-1 | 6-1-0 | 2-8-3 | 0-1-0 | 7-7-0 |
| HOUSTON BAPTIST | 12/20/17 | 81-48 | w | 3-4-5 | 5-1-2 | 7-3-2 | 1-4-2 | 19-5-3 | 14-0-1 | 17-10-0 |
| ALCORN STATE | 12/22/17 | 92-51 | w | 10-2-4 | 6-2-1 | 4-5-3 | 5-2-2 | 15-2-4 | 5-3-1 | 21-4-4 |
| at Florida | 12/30/17 | 74-81 | L | 13-3-3 | 10-2-4 | 0-1-1 | 0-0-1 | 17-4-1 | 0-2-0 | 18-7-1 |
| ALABAMA | 01/02/18 | 76-75 | w | 23-1-2 | 0-1-1 | 1-1-0 | DNP | 11-5-0 | 9-1-1 | 17-5-2 |
| at South Carolina | 01/06/18 | 60-71 | L | 17-2-2 | 4-3-1 | 0-2-0 | 0-0-0 | 12-5-2 | 5-4-0 | 9-9-3 |
| TENNESSEE | 01/09/18 | 84-92 | L | 21-3-3 | 6-0-3 | 4-1-0 | DNP | 10-4-1 | 1-1-0 | 19-4-2 |
| KENTUCKY | 01/13/18 | 67-74 | L | 12-3-3 | 8-3-3 | 4-1-0 | DNP | 9-3-0 | 0-1-0 | 20-7-1 |
| at Mississippi State | 01/16/18 | 62-80 | L | 6-5-4 | 8-0-0 | 3-1-1 | 4-1-2 | DNP | 2-2-0 | 10-2-2 |
| LSU | 01/20/18 | 77-71 | w | 12-5-5 | 6-6-1 | 5-1-0 | 2-1-0 | DNP | DNP | 20-6-1 |

| Opponent | Date | Score | | 12 BAPTISTE,D | 13 LACHANCE,R | 14 RICE,ISAIA | 15 BROWN,CLEV | 50 OBINNA,EJI |
|----------------------|----------|-------|---|------------------|------------------|------------------|------------------|------------------|
| AUSTIN PEAY | 11/10/17 | 73-54 | w | 2-4-1 | 13-3-2 | DNP | 13-5-0 | 2-6-0 |
| at Belmont | 11/13/17 | 60-69 | L | 1-4-0 | 10-1-2 | DNP | 0-1-0 | 0-0-0 |
| UNC ASHEVILLE | 11/17/17 | 79-76 | w | 13-8-1 | 17-2-4 | DNP | 2-0-0 | 1-1-0 |
| USC | 11/19/17 | 89-93 | L | 9-7-0 | 19-2-4 | DNP | 1-1-0 | 2-2-0 |
| vs Virginia | 11/23/17 | 42-68 | L | 5-6-0 | 0-1-0 | DNP | 3-2-1 | 5-7-0 |
| vs Seton Hall | 11/24/17 | 59-72 | L | 2-2-0 | 6-2-1 | DNP | 2-0-0 | 9-5-0 |
| RADFORD | 11/28/17 | 74-62 | w | 8-3-0 | 27-5-1 | DNP | 4-4-0 | DNP |
| KANSAS STATE | 12/03/17 | 79-84 | L | 5-9-0 | 9-4-2 | DNP | 3-2-0 | DNP |
| MIDDLE TENNESSEE | 12/06/17 | 63-66 | L | 4-6-1 | 9-5-5 | DNP | 6-4-1 | 0-0-0 |
| at Arizona State | 12/17/17 | 64-76 | L | DNP | 3-3-0 | DNP | 5-2-0 | DNP |
| HOUSTON BAPTIST | 12/20/17 | 81-48 | w | 2-4-0 | 11-4-5 | 0-0-0 | 0-2-0 | 2-3-0 |
| ALCORN STATE | 12/22/17 | 92-51 | w | 2-2-0 | 16-1-4 | 1-0-0 | 2-3-0 | 5-5-0 |
| at Florida | 12/30/17 | 74-81 | L | 0-2-0 | 11-4-3 | DNP | 5-6-0 | DNP |
| ALABAMA | 01/02/18 | 76-75 | w | 2-7-0 | 10-2-5 | DNP | 3-5-1 | DNP |
| at South Carolina | 01/06/18 | 60-71 | L | 10-5-0 | 3-1-2 | DNP | 0-2-0 | DNP |
| TENNESSEE | 01/09/18 | 84-92 | L | 1-4-1 | 16-3-4 | DNP | 6-3-0 | DNP |
| KENTUCKY | 01/13/18 | 67-74 | L | 2-4-0 | 6-2-4 | DNP | 5-4-0 | 1-1-0 |
| at Mississippi State | 01/16/18 | 62-80 | L | 2-2-0 | 5-7-4 | DNP | 8-2-1 | 14-4-0 |
| LSU | 01/20/18 | 77-71 | w | 1-5-0 | 26-6-3 | DNP | 3-2-0 | 2-0-0 |



2017-18 Vanderbilt Basketball
Vanderbilt Game-by-Game Highs (as of Jan 22, 2018)
All games



| Opponent | Date | Score | Points | Rebounds | Assists | Steals | Blocked shots |
|----------------------|----------|-------|---|---|---|--|---|
| AUSTIN PEAY | 11/10/17 | 73-54 | 13-BROWN, Clevon ROBERSON, Jeff LACHANCE, Riley | 10-ROBERSON, Jeff | 7-LEE, Saben | 2-WILLIS, Payton BROWN, Clevon ROBERSON, Jeff BAPTISTE, Djery | 3-BROWN, Clevon |
| at Belmont | 11/13/17 | 60-69 | 19-LEE, Saben | 12-ROBERSON, Jeff | 2-LEE, Saben LACHANCE, Riley | 2-FISHER-DAVIS, M. | 1-BAPTISTE, Djery WILLIS, Payton |
| UNC ASHEVILLE | 11/17/17 | 79-76 | 17-FISHER-DAVIS, M LACHANCE, Riley ROBERSON, Jeff | 12-ROBERSON, Jeff | 5-LEE, Saben | 2-ROBERSON, Jeff | 2-BROWN, Clevon ROBERSON, Jeff |
| USC | 11/19/17 | 89-93 | 31-FISHER-DAVIS, M | 11-FISHER-DAVIS, M | 6-AUSTIN, JR., Larry | 2-FISHER-DAVIS, M. | None |
| vs Virginia | 11/23/17 | 42-68 | 11-FISHER-DAVIS, M | 7-OBINNA, Ejike | 2-EVANS, Maxwell | 1-EVANS, Maxwell AUSTIN, JR., Larry TOYE, Joe LEE, Saben | 1-BAPTISTE, Djery LEE, Saben |
| vs Seton Hall | 11/24/17 | 59-72 | 20-ROBERSON, Jeff | 13-ROBERSON, Jeff | 4-LEE, Saben | 2-FISHER-DAVIS, M. | 1-BROWN, Clevon OBINNA, Ejike |
| RADFORD | 11/28/17 | 74-62 | 27-LACHANCE, Riley | 9-ROBERSON, Jeff | 4-WILLIS, Payton | 2-LACHANCE, Riley TOYE, Joe | 1-BROWN, Clevon BAPTISTE, Djery TOYE, Joe |
| KANSAS STATE | 12/03/17 | 79-84 | 22-ROBERSON, Jeff | 10-ROBERSON, Jeff | 5-LEE, Saben | 2-ROBERSON, Jeff | 2-ROBERSON, Jeff BAPTISTE, Djery |
| MIDDLE TENNESSEE | 12/06/17 | 63-66 | 17-FISHER-DAVIS, M | 7-FISHER-DAVIS, M. | 5-LACHANCE, Riley | 1-ROBERSON, Jeff BROWN, Clevon LEE, Saben | 3-BAPTISTE, Djery |
| at Arizona State | 12/17/17 | 64-76 | 24-LEE, Saben | 8-FISHER-DAVIS, M. | 6-LEE, Saben | 4-LEE, Saben | 1-TOYE, Joe FISHER-DAVIS, M. |
| HOUSTON BAPTIST | 12/20/17 | 81-48 | 19-FISHER-DAVIS, M | 10-ROBERSON, Jeff | 5-LACHANCE, Riley LEE, Saben | 2-FISHER-DAVIS, M. | 3-BROWN, Clevon |
| ALCORN STATE | 12/22/17 | 92-51 | 21-ROBERSON, Jeff | 5-TOYE, Joe OBINNA, Ejike | 4-LACHANCE, Riley FISHER-DAVIS, M. LEE, Saben ROBERSON, Jeff | 4-FISHER-DAVIS, M. | 2-TOYE, Joe |
| at Florida | 12/30/17 | 74-81 | 18-ROBERSON, Jeff | 7-ROBERSON, Jeff | 4-WILLIS, Payton | 1-LACHANCE, Riley | 2-BAPTISTE, Djery |
| ALABAMA | 01/02/18 | 76-75 | 23-LEE, Saben | 7-BAPTISTE, Djery | 5-LACHANCE, Riley | 3-LEE, Saben | 3-BAPTISTE, Djery |
| at South Carolina | 01/06/18 | 60-71 | 17-LEE, Saben | 9-ROBERSON, Jeff | 3-ROBERSON, Jeff | 3-BAPTISTE, Djery | 4-FISHER-DAVIS, M. |
| TENNESSEE | 01/09/18 | 84-92 | 21-LEE, Saben | 4-FISHER-DAVIS, M. BAPTISTE, Djery ROBERSON, Jeff | 4-LACHANCE, Riley | 1-EVANS, Maxwell LEE, Saben WILLIS, Payton | 1-BROWN, Clevon BAPTISTE, Djery |
| KENTUCKY | 01/13/18 | 67-74 | 20-ROBERSON, Jeff | 7-ROBERSON, Jeff | 4-LACHANCE, Riley | 2-WILLIS, Payton LEE, Saben | 2-BAPTISTE, Djery BROWN, Clevon |
| at Mississippi State | 01/16/18 | 62-80 | 14-OBINNA, Ejike | 7-LACHANCE, Riley | 4-LACHANCE, Riley LEE, Saben | 1-WILLIS, Payton AUSTIN, JR., Larry | 2-BROWN, Clevon |
| LSU | 01/20/18 | 77-71 | 26-LACHANCE, Riley | 6-LACHANCE, Riley ROBERSON, Jeff WILLIS, Payton | 5-LEE, Saben | 3-LEE, Saben | 3-BAPTISTE, Djery |



2017-18 Vanderbilt Basketball
Vanderbilt Team High/Low Analysis (as of Jan 22, 2018)
All games



Vanderbilt - TEAM GAME HIGHS

| | | | |
|-----------------------|------|---------|------------------------------|
| POINTS | 92 | | ALCORN STATE (12/22/17) |
| | 89 | | USC (11/19/17) |
| | 84 | | TENNESSEE (01/09/18) |
| | 81 | | HOUSTON BAPTIST (12/20/17) |
| | 79 | | KANSAS STATE (12/03/17) |
| | 79 | | UNC ASHEVILLE (11/17/17) |
| FIELD GOALS MADE | 32 | | ALCORN STATE (12/22/17) |
| | 29 | | TENNESSEE (01/09/18) |
| | 29 | | USC (11/19/17) |
| FIELD GOAL ATTEMPTS | 68 | | at Arizona State (12/17/17) |
| | 62 | | at Florida (12/30/17) |
| FIELD GOAL PERCENTAGE | .533 | (32-60) | ALCORN STATE (12/22/17) |
| | .518 | (29-56) | TENNESSEE (01/09/18) |
| 3 PT FIELD GOALS MADE | 17 | | ALCORN STATE (12/22/17) |
| | 12 | | at Florida (12/30/17) |
| | 12 | | HOUSTON BAPTIST (12/20/17) |
| 3 PT FG ATTEMPTS | 35 | | ALCORN STATE (12/22/17) |
| | 31 | | at Florida (12/30/17) |
| | 31 | | at Arizona State (12/17/17) |
| 3 PT FG PERCENTAGE | .486 | (17-35) | ALCORN STATE (12/22/17) |
| | .478 | (11-23) | USC (11/19/17) |
| FREE THROWS MADE | 23 | | KANSAS STATE (12/03/17) |
| | 23 | | RADFORD (11/28/17) |
| FREE THROW ATTEMPTS | 33 | | KANSAS STATE (12/03/17) |
| | 31 | | RADFORD (11/28/17) |
| | 31 | | at Belmont (11/13/17) |
| FREE THROW PERCENTAGE | .889 | (16-18) | vs Seton Hall (11/24/17) |
| | .789 | (15-19) | MIDDLE TENNESSEE (12/06/17) |
| REBOUNDS | 45 | | HOUSTON BAPTIST (12/20/17) |
| | 39 | | ALCORN STATE (12/22/17) |
| | 39 | | vs Seton Hall (11/24/17) |
| | 39 | | at Belmont (11/13/17) |
| | 39 | | AUSTIN PEAY (11/10/17) |
| ASSISTS | 23 | | ALCORN STATE (12/22/17) |
| | 20 | | HOUSTON BAPTIST (12/20/17) |
| STEALS | 12 | | ALCORN STATE (12/22/17) |
| | 8 | | AUSTIN PEAY (11/10/17) |
| BLOCKED SHOTS | 8 | | HOUSTON BAPTIST (12/20/17) |
| | 6 | | AUSTIN PEAY (11/10/17) |
| TURNOVERS | 19 | | at South Carolina (01/06/18) |
| | 16 | | vs Seton Hall (11/24/17) |
| | 16 | | USC (11/19/17) |
| FOULS | 31 | | at South Carolina (01/06/18) |
| | 26 | | at Belmont (11/13/17) |



2017-18 Vanderbilt Basketball
Vanderbilt High/Low Analysis (as of Jan 22, 2018)
All games



Opponent - GAME HIGHS

| | | |
|-----------------------|--------------|---------------------------------|
| POINTS | 93 | USC (11/19/17) |
| | 92 | TENNESSEE (01/09/18) |
| | 84 | KANSAS STATE (12/03/17) |
| | 81 | at Florida (12/30/17) |
| | 80 | at Mississippi State (01/16/18) |
| FIELD GOALS MADE | 33 | USC (11/19/17) |
| | 31 | at Mississippi State (01/16/18) |
| FIELD GOAL ATTEMPTS | 67 | USC (11/19/17) |
| | 64 | at Mississippi State (01/16/18) |
| | 64 | UNC ASHEVILLE (11/17/17) |
| FIELD GOAL PERCENTAGE | .580 (29-50) | KANSAS STATE (12/03/17) |
| | .566 (30-53) | TENNESSEE (01/09/18) |
| 3 PT FIELD GOALS MADE | 12 | USC (11/19/17) |
| | 10 | vs Virginia (11/23/17) |
| 3 PT FG ATTEMPTS | 27 | at Belmont (11/13/17) |
| | 26 | USC (11/19/17) |
| 3 PT FG PERCENTAGE | .538 (7-13) | TENNESSEE (01/09/18) |
| | .476 (10-21) | vs Virginia (11/23/17) |
| FREE THROWS MADE | 27 | at Florida (12/30/17) |
| | 25 | KENTUCKY (01/13/18) |
| | 25 | TENNESSEE (01/09/18) |
| | 25 | at South Carolina (01/06/18) |
| FREE THROW ATTEMPTS | 39 | at South Carolina (01/06/18) |
| | 37 | KENTUCKY (01/13/18) |
| FREE THROW PERCENTAGE | .938 (15-16) | USC (11/19/17) |
| | .917 (22-24) | KANSAS STATE (12/03/17) |
| REBOUNDS | 47 | at Arizona State (12/17/17) |
| | 42 | vs Virginia (11/23/17) |
| ASSISTS | 21 | vs Virginia (11/23/17) |
| | 20 | at Mississippi State (01/16/18) |
| STEALS | 10 | ALABAMA (01/02/18) |
| | 8 | at Mississippi State (01/16/18) |
| | 8 | UNC ASHEVILLE (11/17/17) |
| BLOCKED SHOTS | 10 | at Florida (12/30/17) |
| | 8 | ALABAMA (01/02/18) |
| | 8 | vs Virginia (11/23/17) |
| TURNOVERS | 17 | at Arizona State (12/17/17) |
| | 17 | AUSTIN PEAY (11/10/17) |
| FOULS | 27 | at Belmont (11/13/17) |
| | 26 | USC (11/19/17) |



2017-18 Vanderbilt Basketball
Vanderbilt High/Low Analysis (as of Jan 22, 2018)
All games



Vanderbilt - GAME LOWS

| | | | |
|-----------------------|------|---------|---------------------------------|
| POINTS | 42 | | vs Virginia (11/23/17) |
| | 59 | | vs Seton Hall (11/24/17) |
| | 60 | | at Belmont (11/13/17) |
| | 60 | | at South Carolina (01/06/18) |
| | 62 | | at Mississippi State (01/16/18) |
| FIELD GOALS MADE | 12 | | vs Virginia (11/23/17) |
| | 17 | | at Belmont (11/13/17) |
| FIELD GOAL ATTEMPTS | 48 | | at Belmont (11/13/17) |
| | 49 | | LSU (01/20/18) |
| FIELD GOAL PERCENTAGE | .231 | (12-52) | vs Virginia (11/23/17) |
| | .338 | (23-68) | at Arizona State (12/17/17) |
| 3 PT FIELD GOALS MADE | 4 | | at Belmont (11/13/17) |
| | 4 | | vs Virginia (11/23/17) |
| | 4 | | at Arizona State (12/17/17) |
| | 4 | | at Mississippi State (01/16/18) |
| 3 PT FG ATTEMPTS | 18 | | vs Virginia (11/23/17) |
| | 19 | | UNC ASHEVILLE (11/17/17) |
| | 19 | | LSU (01/20/18) |
| 3 PT FG PERCENTAGE | .129 | (4-31) | at Arizona State (12/17/17) |
| | .174 | (4-23) | at Belmont (11/13/17) |
| FREE THROWS MADE | 6 | | at Mississippi State (01/16/18) |
| | 10 | | at Florida (12/30/17) |
| FREE THROW ATTEMPTS | 9 | | at Mississippi State (01/16/18) |
| | 14 | | ALCORN STATE (12/22/17) |
| | 14 | | at Florida (12/30/17) |
| FREE THROW PERCENTAGE | .632 | (12-19) | AUSTIN PEAY (11/10/17) |
| | .667 | (6-9) | at Mississippi State (01/16/18) |
| | .667 | (20-30) | LSU (01/20/18) |
| REBOUNDS | 26 | | TENNESSEE (01/09/18) |
| | 29 | | at Mississippi State (01/16/18) |
| ASSISTS | 5 | | at Belmont (11/13/17) |
| | 7 | | vs Virginia (11/23/17) |
| | 7 | | vs Seton Hall (11/24/17) |
| STEALS | 1 | | at Florida (12/30/17) |
| | 2 | | vs Seton Hall (11/24/17) |
| | 2 | | at Mississippi State (01/16/18) |
| BLOCKED SHOTS | 0 | | USC (11/19/17) |
| | 2 | | at Belmont (11/13/17) |
| | 2 | | vs Virginia (11/23/17) |
| | 2 | | vs Seton Hall (11/24/17) |
| | 2 | | at Arizona State (12/17/17) |
| | 2 | | TENNESSEE (01/09/18) |
| TURNOVERS | 7 | | ALCORN STATE (12/22/17) |
| | 7 | | KENTUCKY (01/13/18) |
| FOULS | 13 | | vs Virginia (11/23/17) |
| | 15 | | UNC ASHEVILLE (11/17/17) |
| | 15 | | ALABAMA (01/02/18) |
| | 15 | | at Mississippi State (01/16/18) |



2017-18 Vanderbilt Basketball
Vanderbilt High/Low Analysis (as of Jan 22, 2018)
All games



Opponent - GAME LOWS

| | | | |
|-----------------------|------|---------|---------------------------------|
| POINTS | 48 | | HOUSTON BAPTIST (12/20/17) |
| | 51 | | ALCORN STATE (12/22/17) |
| | 54 | | AUSTIN PEAY (11/10/17) |
| | 62 | | RADFORD (11/28/17) |
| | 66 | | MIDDLE TENNESSEE (12/06/17) |
| FIELD GOALS MADE | 16 | | HOUSTON BAPTIST (12/20/17) |
| | 17 | | ALCORN STATE (12/22/17) |
| FIELD GOAL ATTEMPTS | 43 | | KENTUCKY (01/13/18) |
| | 50 | | KANSAS STATE (12/03/17) |
| FIELD GOAL PERCENTAGE | .262 | (16-61) | HOUSTON BAPTIST (12/20/17) |
| | .333 | (17-51) | ALCORN STATE (12/22/17) |
| 3 PT FIELD GOALS MADE | 1 | | HOUSTON BAPTIST (12/20/17) |
| | 3 | | AUSTIN PEAY (11/10/17) |
| | 3 | | MIDDLE TENNESSEE (12/06/17) |
| | 3 | | KENTUCKY (01/13/18) |
| 3 PT FG ATTEMPTS | 10 | | KENTUCKY (01/13/18) |
| | 11 | | ALABAMA (01/02/18) |
| 3 PT FG PERCENTAGE | .056 | (1-18) | HOUSTON BAPTIST (12/20/17) |
| | .211 | (4-19) | LSU (01/20/18) |
| FREE THROWS MADE | 4 | | vs Virginia (11/23/17) |
| | 7 | | AUSTIN PEAY (11/10/17) |
| | 7 | | RADFORD (11/28/17) |
| FREE THROW ATTEMPTS | 6 | | vs Virginia (11/23/17) |
| | 11 | | RADFORD (11/28/17) |
| FREE THROW PERCENTAGE | .577 | (15-26) | HOUSTON BAPTIST (12/20/17) |
| | .583 | (7-12) | AUSTIN PEAY (11/10/17) |
| | .583 | (14-24) | vs Seton Hall (11/24/17) |
| REBOUNDS | 21 | | KANSAS STATE (12/03/17) |
| | 24 | | ALCORN STATE (12/22/17) |
| ASSISTS | 5 | | HOUSTON BAPTIST (12/20/17) |
| | 7 | | at Arizona State (12/17/17) |
| | 7 | | ALCORN STATE (12/22/17) |
| | 7 | | at Florida (12/30/17) |
| | 7 | | LSU (01/20/18) |
| STEALS | 1 | | RADFORD (11/28/17) |
| | 1 | | ALCORN STATE (12/22/17) |
| BLOCKED SHOTS | 0 | | ALCORN STATE (12/22/17) |
| | 1 | | AUSTIN PEAY (11/10/17) |
| | 1 | | at Belmont (11/13/17) |
| | 1 | | RADFORD (11/28/17) |
| | 1 | | MIDDLE TENNESSEE (12/06/17) |
| TURNOVERS | 4 | | at Mississippi State (01/16/18) |
| | 5 | | at Florida (12/30/17) |
| FOULS | 11 | | at Mississippi State (01/16/18) |
| | 12 | | ALCORN STATE (12/22/17) |



2017-18 Vanderbilt Basketball
Vanderbilt Player High/Low Analysis (as of Jan 22, 2018)
All games



Vanderbilt - INDIVIDUAL GAME HIGHS

| | | | |
|--------------------------|-------|---------|---|
| Points | 31 | | FISHER-DAVIS, M. vs USC (11/19/17) |
| | 27 | | LACHANCE, Riley vs Radford (11/28/17) |
| | 26 | | LACHANCE, Riley vs LSU (01/20/18) |
| | 24 | | LEE, Saben at Arizona State (12/17/17) |
| | 23 | | LEE, Saben vs Alabama (01/02/18) |
| Field Goals Made | 9 | | LEE, Saben at Arizona State (12/17/17) |
| | 9 | | FISHER-DAVIS, M. vs USC (11/19/17) |
| Field Goal Att. | 18 | | TOYE, Joe at Arizona State (12/17/17) |
| | 18 | | FISHER-DAVIS, M. vs USC (11/19/17) |
| FG Pct (min 5 made) | .833 | (5-6) | BAPTISTE, Djery vs UNC Asheville (11/17/17) |
| | .750 | (6-8) | LACHANCE, Riley vs Alcorn State (12/22/17) |
| | .750 | (6-8) | ROBERSON, Jeff vs Kansas State (12/03/17) |
| 3-Point FG Made | 6 | | FISHER-DAVIS, M. vs USC (11/19/17) |
| | 5 | | ROBERSON, Jeff vs Alcorn State (12/22/17) |
| | 5 | | FISHER-DAVIS, M. vs Houston Baptist (12/20/17) |
| | 5 | | FISHER-DAVIS, M. vs Middle Tennessee (12/06/17) |
| 3-Point FG Att. | 13 | | FISHER-DAVIS, M. vs USC (11/19/17) |
| | 11 | | TOYE, Joe at Arizona State (12/17/17) |
| 3-Pt FG Pct (min 2 made) | 1.000 | (4-4) | ROBERSON, Jeff vs Kansas State (12/03/17) |
| | 1.000 | (2-2) | ROBERSON, Jeff vs Alabama (01/02/18) |
| Free Throws Made | 12 | | LEE, Saben vs Kansas State (12/03/17) |
| | 10 | | LACHANCE, Riley vs Radford (11/28/17) |
| Free Throw Att. | 17 | | LEE, Saben vs Kansas State (12/03/17) |
| | 11 | | LEE, Saben at Belmont (11/13/17) |
| FT Pct (min 3 made) | 1.000 | (10-10) | LACHANCE, Riley vs Radford (11/28/17) |
| | 1.000 | (8-8) | ROBERSON, Jeff vs Houston Baptist (12/20/17) |
| | 1.000 | (8-8) | ROBERSON, Jeff vs Middle Tennessee (12/06/17) |
| | 1.000 | (8-8) | ROBERSON, Jeff vs Seton Hall (11/24/17) |
| | 1.000 | (8-8) | ROBERSON, Jeff vs UNC Asheville (11/17/17) |
| | 1.000 | (6-6) | LACHANCE, Riley vs LSU (01/20/18) |
| | 1.000 | (6-6) | ROBERSON, Jeff vs Kentucky (01/13/18) |
| | 1.000 | (6-6) | ROBERSON, Jeff at Belmont (11/13/17) |
| | 1.000 | (6-6) | FISHER-DAVIS, M. at Belmont (11/13/17) |
| | 1.000 | (5-5) | FISHER-DAVIS, M. vs Kentucky (01/13/18) |
| | 1.000 | (5-5) | LEE, Saben at Florida (12/30/17) |
| | 1.000 | (5-5) | ROBERSON, Jeff at Arizona State (12/17/17) |
| | 1.000 | (5-5) | FISHER-DAVIS, M. vs UNC Asheville (11/17/17) |
| | 1.000 | (4-4) | LEE, Saben vs Alcorn State (12/22/17) |
| | 1.000 | (4-4) | ROBERSON, Jeff vs Virginia (11/23/17) |
| | 1.000 | (3-3) | LACHANCE, Riley at Florida (12/30/17) |
| | 1.000 | (3-3) | LACHANCE, Riley vs Middle Tennessee (12/06/17) |
| | 1.000 | (3-3) | OBINNA, Ejike vs Virginia (11/23/17) |
| Rebounds | 13 | | ROBERSON, Jeff vs Seton Hall (11/24/17) |
| | 12 | | ROBERSON, Jeff vs UNC Asheville (11/17/17) |
| | 12 | | ROBERSON, Jeff at Belmont (11/13/17) |
| Assists | 7 | | LEE, Saben vs Austin Peay (11/10/17) |
| | 6 | | LEE, Saben at Arizona State (12/17/17) |
| | 6 | | AUSTIN, JR., Larry vs USC (11/19/17) |
| Steals | 4 | | FISHER-DAVIS, M. vs Alcorn State (12/22/17) |
| | 4 | | LEE, Saben at Arizona State (12/17/17) |
| Blocked Shots | 4 | | FISHER-DAVIS, M. at South Carolina (01/06/18) |
| | 3 | | BAPTISTE, Djery vs LSU (01/20/18) |
| | 3 | | BAPTISTE, Djery vs Alabama (01/02/18) |

| | | |
|-----------|----|--|
| Turnovers | 3 | BROWN, Clevon vs Houston Baptist (12/20/17) |
| | 3 | BAPTISTE, Djery vs Middle Tennessee (12/06/17) |
| | 3 | BROWN, Clevon vs Austin Peay (11/10/17) |
| | 4 | ROBERSON, Jeff vs LSU (01/20/18) |
| | 4 | EVANS, Maxwell at South Carolina (01/06/18) |
| Fouls | 4 | LEE, Saben at Belmont (11/13/17) |
| | 4 | ROBERSON, Jeff vs Austin Peay (11/10/17) |
| | 5 | LEE, Saben vs Tennessee (01/09/18) |
| | 5 | BAPTISTE, Djery vs Tennessee (01/09/18) |
| | 5 | BROWN, Clevon vs Tennessee (01/09/18) |
| | 5 | LEE, Saben at South Carolina (01/06/18) |
| | 5 | BAPTISTE, Djery at South Carolina (01/06/18) |
| | 5 | LACHANCE, Riley at South Carolina (01/06/18) |
| | 5 | TOYE, Joe at Florida (12/30/17) |
| | 5 | BROWN, Clevon vs Houston Baptist (12/20/17) |
| | 5 | LACHANCE, Riley vs Kansas State (12/03/17) |
| | 5 | BAPTISTE, Djery vs Kansas State (12/03/17) |
| | 5 | ROBERSON, Jeff vs Radford (11/28/17) |
| | 5 | BAPTISTE, Djery vs Seton Hall (11/24/17) |
| | 5 | TOYE, Joe at Belmont (11/13/17) |
| Minutes | 42 | ROBERSON, Jeff vs USC (11/19/17) |
| | 41 | LACHANCE, Riley vs USC (11/19/17) |
| | 38 | LACHANCE, Riley vs LSU (01/20/18) |
| | 38 | ROBERSON, Jeff vs Kentucky (01/13/18) |
| | 38 | LEE, Saben at Arizona State (12/17/17) |
| | 38 | FISHER-DAVIS, M. vs USC (11/19/17) |



2017-18 Vanderbilt Basketball
Vanderbilt Opponent High/Low Analysis (as of Jan 22, 2018)
All games



OPPONENT INDIVIDUAL GAME HIGHS

| | | | |
|--------------------------|-------|---------|---|
| Points | 37 | | Williams, Grant vs Tennessee (01/09/18) |
| | 35 | | McLaughlin, Jordan vs USC (11/19/17) |
| | 31 | | REATH, Duop vs LSU (01/20/18) |
| | 27 | | SILVA, Chris at South Carolina (01/06/18) |
| | 27 | | RODRIGUEZ, Desi vs Seton Hall (11/24/17) |
| Field Goals Made | 13 | | REATH, Duop vs LSU (01/20/18) |
| | 12 | | Williams, Grant vs Tennessee (01/09/18) |
| | 12 | | RODRIGUEZ, Desi vs Seton Hall (11/24/17) |
| | 12 | | McLaughlin, Jordan vs USC (11/19/17) |
| Field Goal Att. | 22 | | Metu, Chimezie vs USC (11/19/17) |
| | 21 | | RODRIGUEZ, Desi vs Seton Hall (11/24/17) |
| FG Pct (min 5 made) | 1.000 | (6-6) | Hall, Donta vs Alabama (01/02/18) |
| | .750 | (6-8) | White, Romello at Arizona State (12/17/17) |
| 3-Point FG Made | 5 | | McLaughlin, Jordan vs USC (11/19/17) |
| | 4 | | GUY, Kyle vs Virginia (11/23/17) |
| | 4 | | JEROME, Ty vs Virginia (11/23/17) |
| 3-Point FG Att. | 11 | | McLaughlin, Jordan vs USC (11/19/17) |
| | 9 | | Evans II, Shannon at Arizona State (12/17/17) |
| 3-Pt FG Pct (min 2 made) | 1.000 | (2-2) | BRADFORD, Christian vs Radford (11/28/17) |
| | .750 | (3-4) | Schofield, Admiral vs Tennessee (01/09/18) |
| Free Throws Made | 13 | | Williams, Grant vs Tennessee (01/09/18) |
| | 11 | | Holder, Tra at Arizona State (12/17/17) |
| Free Throw Att. | 15 | | Williams, Grant vs Tennessee (01/09/18) |
| | 13 | | DUBOSE, Ian vs Houston Baptist (12/20/17) |
| FT Pct (min 3 made) | 1.000 | (11-11) | Holder, Tra at Arizona State (12/17/17) |
| | 1.000 | (10-10) | Koulechov, Egor at Florida (12/30/17) |
| | 1.000 | (7-7) | Knox, Kevin vs Kentucky (01/13/18) |
| | 1.000 | (7-7) | Sexton, Collin vs Alabama (01/02/18) |
| | 1.000 | (6-6) | Turner, Lamonte vs Tennessee (01/09/18) |
| | 1.000 | (6-6) | Allen, KeVaughn at Florida (12/30/17) |
| | 1.000 | (6-6) | STOKES, Kamau vs Kansas State (12/03/17) |
| | 1.000 | (6-6) | McLaughlin, Jordan vs USC (11/19/17) |
| | 1.000 | (5-5) | BROWN, Barry vs Kansas State (12/03/17) |
| | 1.000 | (4-4) | Avery Patterson vs Alcorn State (12/22/17) |
| | 1.000 | (4-4) | Troymain Crosby vs Alcorn State (12/22/17) |
| | 1.000 | (4-4) | GATES, Jalon vs Houston Baptist (12/20/17) |
| | 1.000 | (4-4) | SNEED, Xavier vs Kansas State (12/03/17) |
| | 1.000 | (4-4) | Metu, Chimezie vs USC (11/19/17) |
| | 1.000 | (4-4) | VANNATTA, Kevin vs UNC Asheville (11/17/17) |
| | 1.000 | (3-3) | Bowden, Jordan vs Tennessee (01/09/18) |
| | 1.000 | (3-3) | TEAGUE, MaCio vs UNC Asheville (11/17/17) |
| Rebounds | 14 | | Aric Holman at Mississippi State (01/16/18) |
| | 13 | | REATH, Duop vs LSU (01/20/18) |
| | 13 | | Mitchell, Mickey at Arizona State (12/17/17) |
| Assists | 6 | | Gilgeous-Alexander vs Kentucky (01/13/18) |
| | 6 | | STOKES, Kamau vs Kansas State (12/03/17) |
| | 6 | | FIELDS JR, Travis vs Radford (11/28/17) |
| | 6 | | LUKE, Austin at Belmont (11/13/17) |
| Steals | 4 | | Key, Braxton vs Alabama (01/02/18) |
| | 4 | | THOMAS, Ahmad vs UNC Asheville (11/17/17) |
| Blocked Shots | 4 | | Hayes, Kevarrus at Florida (12/30/17) |
| | 4 | | SANOGO, Ismael vs Seton Hall (11/24/17) |
| | 4 | | WILKINS, Isaiah vs Virginia (11/23/17) |

| | | |
|-----------|---|---|
| Turnovers | 6 | BEATTY, David at South Carolina (01/06/18) |
| | 6 | WNUK, Alec vs UNC Asheville (11/17/17) |
| Fouls | 5 | WATERS, Tremont vs LSU (01/20/18) |
| | 5 | Daniel, James vs Tennessee (01/09/18) |
| | 5 | White, Romello at Arizona State (12/17/17) |
| | 5 | WADE, Dean vs Kansas State (12/03/17) |
| | 5 | HOLLAND, Devonnte vs Radford (11/28/17) |
| | 5 | Boatwright, Bennie vs USC (11/19/17) |
| | 5 | VANNATTA, Kevin vs UNC Asheville (11/17/17) |
| | 5 | UGBA, Averyl vs Austin Peay (11/10/17) |