



Vanderbilt (5-8, 0-1) vs. Alabama (9-4, 1-0)

Nashville, Tenn. - Memorial Gym - 6 p.m. CT

TV: SEC Network

TV Talent: Dave Neal (ppx), Daymeon Fishback (analyst)

Radio: Vanderbilt Radio Network from IMG College, vucommodores.com

Radio Talent: Joe Fisher (ppx), Tim Thompson (analyst)

Satellite Radio: Sirius 145, XM 380

Live Stats: vucommodores.com

Twitter Updates: @VandyMBB

Vanderbilt Athletic Communications

2601 Jess Neely Drive, Nashville, TN 37212

phone: 615-322-4121

www.vucommodores.com

VANDERBILT SCHEDULE/RESULTS

NOVEMBER

Date	VU	Opp	Opponent	Time/Result	TV/Rec.
Nov. 10	-	-	Austin Peay#	W, 73-54	1-0
Nov. 13	-	-	Belmont	L, 60-69	1-1
Nov. 17	-	-	UNC Asheville#	W, 79-76	2-1
Nov. 19	-	10/10	USC	L, 89-93 OT	2-2
Nov. 23	-	RV/25	Virginia	L, 42-68	2-3
Nov. 24	-	20/20	Seton Hall	L, 59-72	2-4
NIT Season Tip-Off, Brooklyn, N.Y.					

Nov. 28 - - Radford W, 74-62 3-4

DECEMBER

Date	VU	Opp	Opponent	Time	TV/Rec.
Dec. 3	-	-	Kansas State	L, 79-84	3-5
Dec. 6	-	-	M. Tennessee	L, 63-66	3-6
Dec. 17	-	5/6	Arizona State	L, 64-76	3-7
Dec. 20	-	-	Houston Baptist	W, 81-48	4-7
Dec. 22	-	-	Alcorn State	W, 92-51	5-7
Dec. 30	-	-	Florida*	L, 74-81	5-8, 0-1

JANUARY

Date	VU	Opp	Opponent	Time	TV/Rec.
Jan. 2	-	-	Alabama*	6 p.m.	SECN
Jan. 6	-	-	S. Carolina*	5:45 p.m.	SECN
Jan. 9	-	-	Tennessee*	8 p.m.	SECN
Jan. 13	-	-	Kentucky*	3 p.m.	ESPN
Jan. 16	-	-	Miss. State*	6 p.m.	SECN
Jan. 20	-	-	LSU*	12 p.m.	SECN
Jan. 23	-	-	Tennessee*	6 p.m.	ESPNU
Jan. 27	-	-	TCU*	3 p.m.	ESPN2
Jan. 30	-	-	Kentucky*	8 p.m.	ESPN

FEBRUARY

Date	VU	Opp	Opponent	Time	TV/Rec.
Feb. 3	-	-	Auburn*	7:30 p.m.	SECN
Feb. 7	-	-	Georgia*	7:30 p.m.	SECN
Feb. 10	-	-	Arkansas*	7:30 p.m.	SECN
Feb. 14	-	-	Miss. State*	6 p.m.	SECN
Feb. 17	-	-	Florida*	3 p.m.	ESPN/ESPN2
Feb. 20	-	-	LSU*	8 p.m.	SECN
Feb. 24	-	-	Texas A&M*	3 p.m.	ESPN/2
Feb. 27	-	-	Missouri*	6 p.m.	ESPN/2

MARCH

Date	VU	Opp	Opponent	Time	TV/Rec.
Mar. 3	-	-	Ole Miss*	7:30 p.m.	SECN

ALL TIMES CENTRAL

RANKINGS: AP/ESPN *SEC GAME; #NIT Season Tip-Off, Nashville, Tenn.; %SEC/Big 12 Challenge;

GAME INFORMATION



2017-18 Record: 5-8, 0-1 SEC
Head Coach: Bryce Drew
Career Record: 148-73 (7)
VU Record: 24-24 (2)

2017-18 LEADERS

Points: Jeff Roberson (14.7)
Rebounds: Jeff Roberson (8.2)
Assists: Saben Lee (3.5)
Blocks: Djery Baptiste (1.0)

SERIES INFORMATION

Series Record: Series tied at 68.
Last Meeting: Alabama win, 59-56, on 1/7/17
Record at Vanderbilt: VU leads 42-19.
Record at Alabama: UA leads 45-21.
Record at Neutral Site: VU leads, 5-4.
Coach Drew vs. Alabama: Coach Drew is 0-1 against Alabama.



2017-18 Record: 9-4, 1-0 SEC
Head Coach: Avery Johnson
Career Record: 300-220 (10)
Alabama Record: 46-34 (3)

2017-18 LEADERS













Points: Collin Sexton (20.1)
Rebounds: Donta Hall (7.4)
Assists: Sexton/Ingram (3.3)
Blocks: Donta Hall (2.6)

QUICK HITTERS

- ★ Vanderbilt dropped its SEC opener Saturday afternoon, 81-74, at Florida in Exactech Arena. Senior Jeff Roberson led five Commodore players in double figures with 18 points. Senior Matthew Fisher-Davis added 17 points, freshman guard Saben Lee 13 points, senior Riley LaChance 11 points, and sophomore Payton Willis 10 points for Vanderbilt.
- ★ This will be the 66th SEC opener in Memorial Gym for the Commodores.
- ★ Roberson eclipsed the 1,000-point barrier in his career with his 21-point game against Alcorn State. He joins two other 1,000-point scorers on this year's roster - Riley LaChance and Matthew Fisher-Davis. There has been only one other class of Vanderbilt players to have three 1,000-point scorers - the vaunted "F Troop" - Butch Feher, Joe Ford, and Jeff Fosnes in 1976.
- ★ LaChance and Fisher-Davis each have 1,177 points, are tied for 34th on Vanderbilt's all-time scoring list and are tied for second among current players in SEC in scoring. Georgia's Yante Maten is the conference's current career leader.
- ★ Jeff Roberson is the team's leading scorer and rebounder, averaging 14.7 points and 8.2 rebounds per game. Roberson is tied for the SEC lead in double doubles with six with Georgia's Yante Maten, and is third in the SEC in rebounding, third in free throw percentage, and first in defensive rebounding. Matthew Fisher Davis adds 12.4 points per game and Riley LaChance pitches in 11.6 points per game.
- ★ LaChance, who has 353 career assists, is now 10th on Vanderbilt's all-time assist list after surpassing Al McKinney against Florida. McKinney played from 1981-84 and finished his career with 351 career assists. Russell Lakey is ninth on the list with 369 assists.
- ★ Roberson began the season with three straight double-doubles, the first time a Commodore has had three straight double-doubles since Dan Langhi in 1998.
- ★ Vanderbilt is 41-97 from three in their last three games, a 42.3% clip, and dished out 57 assists.
- ★ Fisher-Davis' scored 31 points and grabbed 11 rebounds in Vanderbilt's game at Memorial Gym against USC - his 30-10 game was Vanderbilt's first since A.J. Ogilvy in 2009 (33 and 10, at LSU, 3/4/09).
- ★ Freshman Saben Lee, from Phoenix, Ariz., who has started nine games at point guard for the Commodores, scored a career-high 24 points in a homecoming game at Arizona State on December 17.
- ★ The Commodores have already played four ranked opponents this season in USC (#10/#10), Virginia (RV/#25), Seton Hall (#20/#20), and Arizona State (#5/#6). The four ranked non-conference opponents is the most by a Commodore team since 1988, when Vanderbilt also played four (11/22 - #2 Michigan, L, 66-91; 11/27 - #16 Ohio State, L, 82-97; 11/30 - #13 Louisville, W, 65-62; 12/7 - #8 North Carolina, L, 77-89).
- ★ This season's non-conference schedule features eight games against teams who played in the postseason a year ago. Five opponents, USC, Seton Hall, Virginia, Kansas State, and Middle Tennessee, all played in the 2017 NCAA Tournament, with NIT participant Belmont, 2017 NIT Champion TCU, and CollegeInsider.com Tournament team UNC Asheville also on the challenging slate.
- ★ Commodore head coach Bryce Drew, now in his second season, led the Commodores to the NCAA Tournament in his first season in Nashville, marking the first time in the history of the program a first-year Vanderbilt coach led his team to the tournament. Overall, the Commodores made their 15th appearance in the NCAA Tournament and their first back-to-back appearances since making three consecutive tournaments from 2010-12.
- ★ In the early signing period, the Commodores signed a consensus top 10 recruiting class for next season - the Commodores received commitments from two five-star players, point guard Darius Garland (Brentwood, Tenn.) and forward Simi Shittu (Burlington, Ontario, Canada.), and four-star wing player Aaron Nesmith (Charleston, S.C.), one of the nation's top shooters.





0		SABEN LEE G ★ 6-2 ★ 174 ★ Fr. ★ Phoenix, Ariz. <table><tr><th>PPG</th><th>RPG</th><th>APG</th><th>SPG</th><th>BPG</th><th>MPG</th></tr><tr><td>9.1</td><td>2.3</td><td>3.5</td><td>0.9</td><td>0.3</td><td>23.0</td></tr></table>	PPG	RPG	APG	SPG	BPG	MPG	9.1	2.3	3.5	0.9	0.3	23.0	NOTES: 6'2 guard from Phoenix, Ariz., who attended Corona Del Sol High School...Made nine starts so far in 2017-18...Scored a career-high 24 points at Arizona State; also added six assists, 5 rebounds, and four steals...Son of former FSU/NFL great Amp Lee. CAREER HIGHS Pts. - 24, vs. Ariz. St. (12/17/17) Rebs. - 8, at Belmont (11/13/17) Ast. - 7, vs. Austin Peay (11/10/17) Min. - 38, vs. Ariz. St. (12/17/17)
PPG	RPG	APG	SPG	BPG	MPG										
9.1	2.3	3.5	0.9	0.3	23.0										
1		PAYTON WILLIS G ★ 6-4 ★ 182 ★ So. ★ Fayetteville, Ark. <table><tr><th>PPG</th><th>RPG</th><th>APG</th><th>SPG</th><th>BPG</th><th>MPG</th></tr><tr><td>4.4</td><td>1.4</td><td>1.1</td><td>0.3</td><td>0.2</td><td>14.5</td></tr></table>	PPG	RPG	APG	SPG	BPG	MPG	4.4	1.4	1.1	0.3	0.2	14.5	NOTES: Scored season-high 10 points and dished out 4 assists in 28 minutes of action at Florida in SEC opener; also 3 for 4 from 3...Averaged 5.2 points, 1.8 rebounds, and 1.9 assists/game in 2016-17...3rd Commodore from Arkansas and 1st since Ralph Childs (1955-56). CAREER HIGHS Pts. - 17, vs. Butler (11/24/16) Rebs. - 5, 2x, last vs. MT (12/6/17) Ast. - 8, vs. Santa Clara (11/25/16) Min. - 32, vs. Santa Clara (11/25/16)
PPG	RPG	APG	SPG	BPG	MPG										
4.4	1.4	1.1	0.3	0.2	14.5										
2		JOE TOYE G/F ★ 6-7 ★ 206 ★ Jr. ★ Chicago, Ill. <table><tr><th>PPG</th><th>RPG</th><th>APG</th><th>SPG</th><th>BPG</th><th>MPG</th></tr><tr><td>5.5</td><td>2.2</td><td>1.1</td><td>0.4</td><td>0.6</td><td>19.8</td></tr></table>	PPG	RPG	APG	SPG	BPG	MPG	5.5	2.2	1.1	0.4	0.6	19.8	NOTES: Scored a season-high 14 points against Arizona State...Made nine starts this season...Played in all 33 games in 2016-17 and started the last 11...Set new career high with 18 points vs. TAMU in SEC Tournament; made career-best five threes. CAREER HIGHS Pts. - 18, vs. TAMU (3/9/17) Rebs. - 6, 2x, last at TAMU (1/31/17) Ast. - 4, at Arkansas (2/7/17) Min. - 38, vs. Florida (3/10/17)
PPG	RPG	APG	SPG	BPG	MPG										
5.5	2.2	1.1	0.4	0.6	19.8										
3		LARRY AUSTIN, JR. G ★ 6-2 ★ 182 ★ Jr. ★ Springfield, Ill. <table><tr><th>PPG</th><th>RPG</th><th>APG</th><th>SPG</th><th>BPG</th><th>MPG</th></tr><tr><td>3.3</td><td>2.0</td><td>1.5</td><td>0.1</td><td>0.0</td><td>15.9</td></tr></table>	PPG	RPG	APG	SPG	BPG	MPG	3.3	2.0	1.5	0.1	0.0	15.9	NOTES: Sat out last year after transferring from Xavier University... Scored career-high 13 points and dished out career-best 6 assists vs. USC...Also played a career-high 32 minutes vs. USC...Played 60 games with the Musketeers from 2014-16. CAREER HIGHS Pts. - 13, vs. USC (11/19/17) Rebs. - 6, vs. Wright St. (12/8/15) Ast. - 6, vs. USC (11/19/17) Min. - 32, vs. USC (11/19/17)
PPG	RPG	APG	SPG	BPG	MPG										
3.3	2.0	1.5	0.1	0.0	15.9										
5		MATTHEW FISHER-DAVIS G ★ 6-5 ★ 186 ★ Sr. ★ Charlotte, N.C. <table><tr><th>PPG</th><th>RPG</th><th>APG</th><th>SPG</th><th>BPG</th><th>MPG</th></tr><tr><td>12.4</td><td>5.3</td><td>1.5</td><td>1.4</td><td>0.4</td><td>28.5</td></tr></table>	PPG	RPG	APG	SPG	BPG	MPG	12.4	5.3	1.5	1.4	0.4	28.5	NOTES: Scored season-high 31 points against USC; also tied career high with 11 rebounds... first 30-10 game for VU since A.J. Ogilvy (33 points, 10 rebounds at LSU, 3/4/09)...Made 262 career three pointers...Tied for 34th on Vanderbilt's all-time scoring list w/R. LaChance. CAREER HIGHS Pts. - 33, vs. Auburn (1/4/17) Rebs. - 11, 2x, last vs. USC (11/19/17) Ast. - 5, at Ole Miss (3/7/15) Min. - 41, at Arkansas (1/5/16)
PPG	RPG	APG	SPG	BPG	MPG										
12.4	5.3	1.5	1.4	0.4	28.5										
10		MAXWELL EVANS G ★ 6-2 ★ 186 ★ Fr. ★ Houston, Texas <table><tr><th>PPG</th><th>RPG</th><th>APG</th><th>SPG</th><th>BPG</th><th>MPG</th></tr><tr><td>3.1</td><td>1.3</td><td>0.5</td><td>0.3</td><td>0.0</td><td>9.4</td></tr></table>	PPG	RPG	APG	SPG	BPG	MPG	3.1	1.3	0.5	0.3	0.0	9.4	NOTES: Tallied career-high 14 points, all in second half, vs. Houston Baptist...Started 1st game of career vs. Seton Hall...Averaged 32.7 points, 7.1 rebounds, 6.5 assists, 3.2 steals, and 2.0 blocks as a senior at Bellaire High School. CAREER HIGHS Pts. - 14, vs. Hou. Baptist (12/20/17) Rebs. - 2, vs. Austin Peay (11/10/17) Ast. - 2, vs. UNCA (11/17/17) Min. - 19, vs. Alcorn St. (12/22/17)
PPG	RPG	APG	SPG	BPG	MPG										
3.1	1.3	0.5	0.3	0.0	9.4										
11		JEFF ROBBERSON F ★ 6-6 ★ 220 ★ Sr. ★ Houston, Texas <table><tr><th>PPG</th><th>RPG</th><th>APG</th><th>SPG</th><th>BPG</th><th>MPG</th></tr><tr><td>14.7</td><td>8.2</td><td>1.0</td><td>0.8</td><td>0.4</td><td>31.8</td></tr></table>	PPG	RPG	APG	SPG	BPG	MPG	14.7	8.2	1.0	0.8	0.4	31.8	NOTES: Has six double-doubles on the season...T-1st in SEC in double-doubles, 3rd in SEC in rebounding and FT%...Scored in double figures in 53 games in his career...Eclipsed 1,000-pt barrier with 21-pt game vs. Alcorn. CAREER HIGHS Pts. - 23, vs. Miss. St. (2/25/17) Rebs. - 16, vs. Minnesota (12/3/16) Ast. - 6, vs. Iowa State (1/28/17) Min. - 42, vs. USC (11/19/17)
PPG	RPG	APG	SPG	BPG	MPG										
14.7	8.2	1.0	0.8	0.4	31.8										
12		DJERY BAPTISTE C ★ 6-10 ★ 235 ★ R-So. ★ Gonaives, Haiti <table><tr><th>PPG</th><th>RPG</th><th>APG</th><th>SPG</th><th>BPG</th><th>MPG</th></tr><tr><td>4.4</td><td>4.8</td><td>0.3</td><td>0.3</td><td>1.0</td><td>18.4</td></tr></table>	PPG	RPG	APG	SPG	BPG	MPG	4.4	4.8	0.3	0.3	1.0	18.4	NOTES: Tallied career highs in points (13), field goals made (5), and minutes played (25) in win over UNC Asheville...Grabbed career-high 9 rebounds vs. K St... Played a career-high 34 minutes vs. USC...Made five starts this season...Speaks four languages. CAREER HIGHS Pts. - 13, vs. UNCA (11/17/17) Rebs. - 9, at Kansas St. (12/3/17) Ast. - 1, at Dayton (12/21/16) Min. - 34, vs. USC (11/19/17)
PPG	RPG	APG	SPG	BPG	MPG										
4.4	4.8	0.3	0.3	1.0	18.4										
13		RILEY LACHANCE G ★ 6-2 ★ 185 ★ Sr. ★ Brookfield, Wis. <table><tr><th>PPG</th><th>RPG</th><th>APG</th><th>SPG</th><th>BPG</th><th>MPG</th></tr><tr><td>11.6</td><td>2.8</td><td>2.5</td><td>0.5</td><td>0.0</td><td>29.2</td></tr></table>	PPG	RPG	APG	SPG	BPG	MPG	11.6	2.8	2.5	0.5	0.0	29.2	NOTES: Tallied a career-high 27 points against Radford - was 10-10 from FT line...Scored in double figures in 63 career games...Shooting 44.4% from three this year...Shot 48.6% last year, 3rd-best 3FG% season in VU history...Tied with M. Fisher-Davis for 34th on VU's all-time scoring list. CAREER HIGHS Pts. - 27, vs. Radford (11/28/17) Rebs. - 9, vs. Missouri (2/21/15) Ast. - 8, at Ole Miss (3/7/15) Min. - 42, 2x, last vs. Tenn. (2/11/15)
PPG	RPG	APG	SPG	BPG	MPG										
11.6	2.8	2.5	0.5	0.0	29.2										
14		ISAIAH RICE G ★ 5-11 ★ 189 ★ Fr. ★ Indianapolis, Ind. <table><tr><th>PPG</th><th>RPG</th><th>APG</th><th>SPG</th><th>BPG</th><th>MPG</th></tr><tr><td>0.5</td><td>0.0</td><td>0.0</td><td>0.0</td><td>0.0</td><td>3.0</td></tr></table>	PPG	RPG	APG	SPG	BPG	MPG	0.5	0.0	0.0	0.0	0.0	3.0	NOTES: Came to Vanderbilt as a walk on after playing at Park Tudor High School in Indianapolis, Ind... Two-year captain who averaged 15.0 points, 3.0 assists, 2.0 rebounds, and 1.0 steals per game in his senior season...Scored first point of his career vs. Alcorn State. CAREER HIGHS Pts. - 1, vs. Alcorn St. (12/22/17) Rebs. - Ast. - Min. - 1, vs. Hou. Baptist (12/20/17)
PPG	RPG	APG	SPG	BPG	MPG										
0.5	0.0	0.0	0.0	0.0	3.0										
15		CLEVON BROWN F ★ 6-8 ★ 233 ★ So. ★ San Antonio, Texas <table><tr><th>PPG</th><th>RPG</th><th>APG</th><th>SPG</th><th>BPG</th><th>MPG</th></tr><tr><td>3.5</td><td>2.5</td><td>0.2</td><td>0.3</td><td>0.9</td><td>12.2</td></tr></table>	PPG	RPG	APG	SPG	BPG	MPG	3.5	2.5	0.2	0.3	0.9	12.2	NOTES: Scored a career-high 13 points in win over Austin Peay. Also set new career bests in field goals made and steals, and tied a career high in rebounds and blocks...Ranked as the 9th-best player in the state of Texas out of HS...Made first career start against Seton Hall. CAREER HIGHS Pts. - 13, vs. Austin Peay (11/10/17) Rebs. - 6, 2x, last at UF (12/30/17) Ast. - 1, 3x, last vs. MT (12/6/17) Min. - 25, vs. Austin Peay (11/10/17)
PPG	RPG	APG	SPG	BPG	MPG										
3.5	2.5	0.2	0.3	0.9	12.2										
50		EJIKE OBINNA F/C ★ 6-10 ★ 234 ★ Fr. ★ Enugu, Nigeria <table><tr><th>PPG</th><th>RPG</th><th>APG</th><th>SPG</th><th>BPG</th><th>MPG</th></tr><tr><td>2.9</td><td>3.2</td><td>0.0</td><td>0.0</td><td>0.1</td><td>10.7</td></tr></table>	PPG	RPG	APG	SPG	BPG	MPG	2.9	3.2	0.0	0.0	0.1	10.7	NOTES: 6'10 center originally from Enugu, Nigeria, who attended the Virginia Academy in Ashburn, Va., was a 4-star prospect by ESPN.com and Rivals.com... Made four starts this season...Scored career-high nine points against Seton Hall...Had career-high 7 rebs. vs. UVA. CAREER HIGHS Pts. - 9, vs. Seton Hall (11/24/17) Rebs. - 7, vs. Virginia (11/23/17) Ast. - Min. - 20, 2x, last vs. Seton Hall (11/24/17)
PPG	RPG	APG	SPG	BPG	MPG										
2.9	3.2	0.0	0.0	0.1	10.7										



IBAS

HENRY
GENE
MOE
CLARENCE

1,632
WINS

SUTTONS

EDDIE
SCOTT
SEAN

1,173
WINS

DREWS

HOMER
SCOTT
BRYCE

1,094
WINS

ALL-TIME WINNINGEST COLLEGIATE COACHING FAMILIES

The Drew family is now third on the all-time winningest collegiate coaching family in college basketball history with 1,094 wins.

Homer Drew - 640

(Bethel College - 252; IU-South Bend - 17; Valparaiso - 371)

Scott Drew - 306

(Valparaiso - 20; Baylor - 286)

Bryce Drew - 148

(Valparaiso - 124; Vanderbilt -23)

ABOUT ALABAMA

QUICK FACTS

Location Tuscaloosa, Ala.
Founded 1831
Conference Southeastern
Enrollment 38,563
Nickname Crimson Tide
Colors Crimson and White
Home Arena Coleman Coliseum (15,383)
President Dr. Stuart R. Bell
Athletics Director Greg Byrne

Basketball Staff

Head Coach Avery Johnson
Record Overall 300-220 (10)
Record at Alabama 46-34 (3)
Assistant Coaches Bob Simon, John Pelphey,
..... Antoine Pettway

★ Alabama enters the game with a 9-4 record and a 1-0 mark in SEC play after a convincing 79-57 win in their league opener against number-five ranked Texas A&M.

★ Freshman Collin Sexton is the Crimson Tide's leading scorer, averaging 20.1 points per game. John Petty (13.3), Donta Hall (11.5), and Dazon Ingram (11.3) also average double figures.

★ Vanderbilt and Alabama will only meet once this season. The Commodores have a 42-19 overall advantage in games played at Vanderbilt, including the last meeting on January 16, 2016 at Memorial Gym (71-63).

★ Crimson Tide forward Braxton Key played most of his high school career at Christ Presbyterian Academy in Nashville.

A COMMODORE WIN WOULD...

★ Move Vanderbilt's record in the SEC to 1-1.

★ Give Vanderbilt a 6-3 mark at Memorial Gym this season.

★ Give the Commodores the advantage in the overall series between the two teams, which currently stands at 68 wins apiece.

STAT COMPARISON

	VU		ALABAMA	
	ALL	SEC	ALL	SEC
Record	5-8	0-1	9-4	1-0
Scoring Offense	71.5	74.0	77.1	79.0
Scoring Defense	69.2	81.0	70.6	57.0
Scoring Margin	+2.2	-7.0	+6.5	+22.0
FG%	.412	.419	.471	.448
FG% Defense	.423	.426	.412	.304
3FG%	.325	.387	.343	.292
3FG% Defense	.313	.421	.313	.100
Free Throw %	.737	.714	.673	.833
Rebounding	37.2	36.0	37.9	42.0
Rebounding Margin	+3.2	+0.0	+1.2	-1.0
Turnovers/game	12.4	9.0	14.0	12.0
Opponent Turnovers	10.5	5.0	14.0	12.0
Steals	5.0	1.0	6.5	7.0
Blocks	3.7	3.0	6.2	9.0

VU Staff Can Score

The Vanderbilt men's basketball staff has combined to score a total of 5,486 collegiate points, with head coach Bryce Drew leading the way with 2,142 points. Here's a breakdown of the staff's scoring totals.

Head Coach Bryce Drew, Valparaiso	2,142
Asst. Coach Casey Shaw, Toledo	1,562
Assoc. Head Coach Roger Powell, Jr., Illinois	1,178
Asst. Coach Jake Diebler, Valparaiso	586
Total	5,468

Memorial Gym = 1,000

The matchup with Texas A&M last season on February 16 was the 1,000th game of record played in Memorial Gym, the SEC's oldest basketball facility that opened in the 1952-53 season.

The Commodores have a 788-223 record at the facility, a winning percentage of .779.

SEC Three-Point Leaders

Of the top 20 season 3 pt FG %'s in SEC history, Vanderbilt has 5 of them.

4. Billy McCaffrey (51.2%, 1993)

7. Barry Booker (50.0%, 1987)

T9. Riley LaChance (48.6%)

12. John Jenkins (48.3%, 2010)

16. Shan Foster (46.9%, 2008).

On the top 20 SEC career 3-point % list with at least 300 attempts, Vanderbilt has six guys.

2. Booker 46%

3. McCaffrey 44.6%

8. Scott Draud 43.8%

8. Jenkins 43.8%

14. Dan Cage 42.6%

19. Foster 42.1%

Career and Single-Season Lists

Matthew Fisher-Davis is sixth in 3's made in a career with 262. Riley LaChance's 48.6% from three clip in 2016-17 was Vanderbilt's 3rd-best all-time.

Roberson Double Doubles

Jeff Roberson has six double doubles on the season, the most in a season by a Commodore since Damian Jones had seven in the 2015-16 season. Seven is the most by a Commodore since Will Perdue had 10 in his junior season (1986-87) and 16 in his senior season (1987-88).

SEC Strength of Schedule

Entering league play, here's a look at KenPom's strength of schedule among league teams (12/31).

1. Tennessee	7	8. S. Carolina	144
2. Alabama	23	9. Missouri	151
3. Vanderbilt	35	10. Georgia	182
4. Texas A&M	48	11. Auburn	230
5. Arkansas	51	12. Ole Miss	234
6. Florida	84	13. LSU	293
7. Kentucky	86	14. Miss. St.	347





CONSENSUS TOP 10 2018 RECRUITING CLASS

Head coach Bryce Drew and his staff have assembled quite the recruiting class for 2018, with the Commodores receiving commitments from two five-star players, Darius Garland and Simi Shittu, and four-star wing player Aaron Nesmith. Most recruiting services have Vanderbilt in the top 10 nationally for their 2018 class. The Commodores, who had only signed one five-star player in the history of the program (John Jenkins, November of 2008), signed Garland and Shittu within a nine-day span.



- ★ Attends Brentwood Academy in Brentwood, Tenn.
- ★ Five-star prospect
- ★ Ranked as the second-best point guard in the 2018 class by most recruiting services.
- ★ Rated the 10th-best prospect in 2018 class by 247sports.com, 11th by ESPN.com and 15th-best prospect by Rivals.com.
- ★ A two-time Mr. Basketball for the state of Tennessee, Garland averaged 23.4 points, 3.9 rebounds and 2.1 steals as a junior at Brentwood Academy, where he helped lead the Eagles to a 30-2 record.



- ★ Plays at Porter-Gaud High School in Charleston, S.C
- ★ Four-star prospect by most recruiting services
- ★ One of nation's top shooters in class of 2018
- ★ Averaged 19.1 points per game as a junior and led his Cyclone team to two South Carolina Independent School Association state titles as a sophomore and a junior.
- ★ Named the Charleston Post and Courier's Lowcountry player of the year on two different occasions.



- ★ Attends the Vermont Academy but hails from Burlington, Ontario, Canada.
- ★ Five-Star Prospect
- ★ 6th-ranked player in 2018 class by ESPN.com, 8th-ranked player by 247Sports.com and Rivals.com
- ★ This summer, he was named the MVP of the NBPA Top 100 camp with 18.1 points and 7.7 rebounds per game, leading the camp in both categories.

700th SEC Win

Vanderbilt is in its 85th SEC season and is a charter member of the league. All time against current members of the conference, Vanderbilt is 709-694.

1,012

Vanderbilt has made a 3-pointer in 1,012 consecutive games, a streak which began at the inception of the 3-point line in 1986-87. The Commodores rank third only to UNLV and Kentucky for the longest streak in Division I basketball. Vanderbilt, UNLV and Princeton are the only three schools in college basketball to have made at least one 3-pointer in every game played since the 3-point line was implemented.

NBA Commodores

Vanderbilt was one of only three schools (Kentucky, Washington) with two first-round selections in the 2016 NBA Draft when Wade Baldwin IV was drafted 17th by the Memphis Grizzlies and Damian Jones was selected 30th by the Golden State Warriors. Baldwin IV and Jones became the sixth and seventh first-round picks, respectively, in the history of the program, joining Will Perdue in 1988 (11th, Chicago), Jeff Turner in 1984 (7th, New Jersey), Clyde Lee in 1966 (3rd, San Francisco), and John Jenkins (23rd, Atlanta), and Festus Ezeli (30th, Golden State) in 2012. The Commodores have had five NBA Draft selections since 2012.

VU Career 3's Made

PLAYER, YEARS	3FGM	3FGA	PCT.
1. Shan Foster, 2005-08	367	872	.421
2. John Jenkins, 2010-12	306	699	.438
3. Ronnie McMahan, 1992-95	296	774	.382
4. Scott Draud, 1987-88, 90-91	288	657	.438
5. Frank Seckar, 1993-96	278	675	.419
6. M. Fisher-Davis, 2015-	262	668	.392
7. Barry Booker, 1986-89	246	535	.460
8. Sam Howard, 1998-2002	238	653	.364
9. Drew Maddux, 1994-98	226	641	.353
10. Riley LaChance, 2014-	207	499	.415


10 or more threes

The Commodores made 10 or more threes for the fifth time in 2017-18 against Florida on Dec. 30. In 2016-17, Vanderbilt made 10 or more threes in 18 games in 2016-17 and were 14-4 in those games.

VU All-Time Scoring List

31. Jim Henry, 1956-59	1,198
32. Joe Ford, 1973-76	1,193
33. Billy Joe Adcock, 1947-50	1,190
34. Matthew Fisher-Davis, 2014-	1,177
34. Riley LaChance, 2014-	1,177
36. Brett Burrow, 1983-86	1,149
37. Babe Taylor, 1953-56	1,144
38. Mario Moore, 2003-2006	1,137
39. Luke Kornet, 2013-17	1,135
40. Bruce Elder, 1991-93	1,086
39. Bo Wyenandt, 1966-68	1,078
40. Todd Milholland, 1989-92	1,053

HEAD COACH BRYCE DREW



THE DREW FILE

High School: Valparaiso (Ind.), '94

College: Bachelor of Arts In Sports Management, Valparaiso, '98

Family: Wife, Tara, son Bryson (3)



DREW THROUGH THE YEARS

Year	School	Position	W-L	Conf.	Postseason
2018	Vanderbilt	Head Coach	5-8	0-1	-
2017	Vanderbilt	Head Coach	19-16	10-8	NCAA First Round
2016	Valparaiso	Head Coach	30-7	16-2	NIT Finals
2015	Valparaiso	Head Coach	28-6	13-3	NCAA Second Round
2014	Valparaiso	Head Coach	18-16	9-7	CollegelInsider.com First Round
2013	Valparaiso	Head Coach	26-8	13-3	NCAA Second Round
2012	Valparaiso	Head Coach	22-12	14-4	NIT First Round
2011	Valparaiso	Assistant Coach	23-12	12-6	CollegelInsider.com First Round
2010	Valparaiso	Assistant Coach	15-17	10-8	-
2009	Valparaiso	Assistant Coach	9-22	5-13	-
2008	Valparaiso	Assistant Coach	22-14	9-9	College Basketball Invite 2nd Rd.
2007	Valparaiso	Assistant Coach	16-15	9-5	-
2006	Valparaiso	Assistant Coach	17-12	8-8	-
2005	Valencia (Spain)	Player	38-14		Champions League Second Round
2004	New Orleans (NBA)	Player	41-41		East 1st round
2003	New Orleans (NBA)	Player	47-35		East 1st round
2002	Charlotte (NBA)	Player	44-38		East Semifinals
2001	Chicago (NBA)	Player	15-67		-
2000	Houston (NBA)	Player	34-48		-
1999	Houston (NBA)	Player	31-19		West 1st round
1998	Valparaiso	Player	23-10	13-3	NCAA Regional Semifinals
1997	Valparaiso	Player	24-7	13-3	NCAA First Round
1996	Valparaiso	Player	22-10	13-5	NCAA First Round
1995	Valparaiso	Player	20-8	14-4	-
Head Coach Totals			148-73	75-28	
Totals at Vanderbilt (Head Coach)			24-24	10-9	
Totals at Valparaiso (Head Coach)			124-49	65-19	
Totals at Valparaiso (Assistant)			102-92	53-49	
Totals at Valparaiso (playing)			89-35	53-15	
Totals as NBA Player			212-248		

3	Three-time Conference Coach of the Year
25	Averaged 25 wins a year in five years at Valparaiso
27	27th coach in Vanderbilt basketball history, and ninth of the modern era.
5	Postseason appearances as a head coach, including three in the NCAA Tournament and two in the NIT.
16	Coached 16 All-Conference honorees.
30	Won 30 games with Valparaiso in 2015-16.
2,142	Career points scored at Valparaiso - the 2nd most in the program's history. He is also the program's leader in 3-pointers made (364) and assists (626).
2	Two-time NABC District 12 Coach of the Year
6	Played six seasons in the NBA... Two with Houston, one with Chicago, and three with Charlotte/New Orleans
1,000	Scored over 1,000 points in his NBA career.
12	Played alongside 12 NBA All-Stars
3	Played with three players named among the Top 50 NBA Players of All Time - Charles Barkley, Hakeem Olajuwon, and Scottie Pippin
18	Has won 18 or more games each season as a head coach.



**VANDERBILT
ATHLETIC COMMUNICATIONS**

INTERVIEW POLICY

Vanderbilt head coach Bryce Drew and selected Vanderbilt players will be available to the media before practice on a weekly basis during the non-conference season, and bi-weekly during the SEC season.

The times for those media sessions will be emailed to media members in advance of those pre-practice interviews.

Media may photograph the first 20 minutes of practice. All practices are closed to the public.

POSTGAME INTERVIEW POLICY

Vanderbilt head coach Bryce Drew will enter the Memorial Gym interview room after the NCAA-mandated 10-minute cooling off period, and after the visiting team makes an appearance in the interview room.

VUCOMMODORES.COM

The official website of Vanderbilt athletics, vucommodores.com, includes pregame notes, season statistics, videos of press conferences and meetings with the media, live stats, twitter feeds, and streaming audio and video of everything that is Commodore athletics.

@VANDYMBB

The official Twitter feed of Vanderbilt men's basketball, follow the latest information and get breaking news on Commodore basketball.

VU QUICK FACTS

Location Nashville, Tenn.
Founded 1873
Conference Southeastern
Enrollment 6,738
Nickname Commodores
Colors Black and Gold
Home Arena Memorial Gymnasium (14,316)
Chancellor Nicholas Zeppos
Vice Chancellor David Williams II
Faculty Rep. Dr. Susan Wente

Athletic Communications

Men's Basketball SID Andy Boggs
Media Relations Address 2601 Jess Neely Dr.
..... Nashville, TN 37212
Office Phone (615) 343-1847
E-Mail Andy.Boggs@Vanderbilt.edu

INS AND OUTS

Career Games Played			
Player	Games	Starts	Cons. Starts
Riley LaChance	116	101	7
Jeff Roberson	113	97	7
Matthew Fisher-Davis	111	69	4
Joe Toye	78	22	8
Larry Austin, Jr.	70	3	-
Djery Baptiste	47	6	-
Payton Willis	46	12	-
Clevon Brown	46	1	-
Saben Lee	13	8	6
Maxwell Evans	21	1	-
Ejike Obinna	9	4	-
Isaiah Rice	2	-	-

Double-Digit Scoring Games			
Player	Career (Record)	'17-18	Cons.
Riley LaChance	65 (44-21)	8 (5-3)	3 (2-1)
M. Fisher-Davis	58 (35-23)	7 (3-4)	3 (2-1)
Jeff Roberson	53 (33-20)	11 (6-5)	3 (2-1)
Joe Toye	14 (6-8)	2 (0-2)	-
Payton Willis	6 (4-2)	1 (0-1)	1 (0-1)
Saben Lee	5 (1-4)	5 (1-4)	2 (1-1)
Larry Austin, Jr.	2	1 (0-1)	-
Clevon Brown	1 (1-0)	1 (1-0)	-
Djery Baptiste	1 (1-0)	1 (1-0)	-
Maxwell Evans	1 (1-0)	1 (1-0)	-

Double-Digit Rebounding Games			
Player	Career	'17-18	Cons.
Jeff Roberson	17 (12-5)	6 (3-3)	-
M. Fisher-Davis	2 (1-1)	1 (0-1)	-

Double-Doubles			
Player	Career	'17-18	Cons.
Jeff Roberson	14 (9-5)	6 (3-3)	-
Matthew Fisher-Davis	2 (1-1)	2 (1-1)	-

SEC PRESEASON POLL

Preseason Media Poll, Pts

- Kentucky
- Florida
- Texas A&M
- Alabama
- Missouri
- Arkansas
- Vanderbilt**
- Georgia
- Auburn
- Ole Miss
- South Carolina
- Mississippi State
- Tennessee
- LSU

First Team All-SEC

KeVaughn Allen – Florida, G
Yante Maten – Georgia, F
Hamidou Diallo – Kentucky, G
Michael Porter, Jr. – Missouri, F
Robert Williams – Texas A&M, F

Second Team All-SEC

Collin Sexton – Alabama, G
Kevin Knox – Kentucky, F
Terence Davis – Ole Miss, G
Deandre Burnett – Ole Miss, G
Quinnndary Weatherspoon – Mississippi St., G
Tyler Davis – Texas A&M, C

Matthew Fisher-Davis – Vanderbilt, G/F

SEC Player of the Year (tie): Yante Maten – Georgia,
Michael Porter, Jr. – Missouri, Robert Williams – Texas A&M

2017-18 TRENDS

Winning Opening Tip	2-5
Losing Opening Tip	3-4
VU Scores First	3-2
Opponent Scores First	2-5
Leading at Halftime	4-2
Trailing at Halftime	1-6
Tied at Halftime	0-0
Leading with Five Minutes Remaining	5-1
Trailing with Five Minutes Remaining	0-6
Tied with Five Minutes Remaining	0-1
Leading with Two Minutes Remaining	5-0
Trailing with Two Minutes Remaining	0-8
Tied with Two Minutes Remaining	0-0
Overtime	0-1
Games Decided by Three Points or Less	1-1
Games Decided by 4-10 Points	0-4
Games Decided by 11-20 Points	2-2
Games Decided by 21-plus Points	2-1
VU Shoots 50% or Better	1-1
VU Shoots 40% or Better	5-3
VU Shoots Lower Than 40%	0-5
Opponent Shoots 50% or Better	0-1
Opponent Shoots 40% or Better	2-8
Opponent Shoots Lower Than 40%	3-0
VU Outshoots Opponent	5-1
VU Outshot by Opponent	0-7
Shoot Same Percentage	0-0
VU Scores 70 Points or More	5-3
VU Scores Less Than 70 Points	0-4
VU Scores 80 Points or More	2-1
VU Scores 90 Points or More	1-0
Opponent Scores 70 Points or More	1-5
Opponent Scores Less Than 70 Points	4-3
Opponent Scores 80 Points or More	0-3
Opponent Scores 90 Points or More	0-1
Makes More 3-Pointers Than Opponent	3-3
Makes Fewer 3-Pointers Than Opponent	1-5
3-Pointers are Equal	1-0
Outrebounds Opponent	4-4
Outrebounded by Opponent	1-3
Rebounds are Equal	0-1
Playing on National TV	1-5
Playing on Regional TV	0-0
Online Only	4-3
Playing on Weekday	5-4
Playing on Weekend	0-3
Game Tips Before 6 p.m. CT (afternoons)	0-3
Game Tips After 6 p.m. CT (evenings)	5-4
In White Uniforms	5-2
In Gold Uniforms	0-3
In Black Uniforms	0-3
In Grey Uniforms	0-0
In November	3-4
In December	2-4
In January	0-0
In February	0-0
In March	0-0
Home	5-3
Neutral	0-2
Away	0-3
Conferences	
vs. Non-Conference	5-7
Ohio Valley Conference	1-1
Big South Conference	1-0
Pac 12	0-2
ACC	0-1
Big East	0-1
Big South	1-0
Big 12	0-1
Conference USA	0-1
Southland	1-0
Southwestern Athletic	1-0
Vs. SEC	0-1
Lineups	
Lee, LaChance, Fisher-Davis, Toye, Roberson	2-2
Lee, LaChance, Fisher-Davis, Roberson, Obinna	1-2
Lee, LaChance, Toye, Roberson, Baptiste	1-2
Austin, Jr., LaChance, Toye, Roberson, Baptiste	1-0
Austin, Jr., Fisher-Davis, Roberson, LaChance, Baptiste	1-0
Austin, Jr., Evans, Toye, Brown, Obinna	0-1





LAST TIME OUT

BOX SCORE VS. FLORIDA



Official Basketball Box Score -- Game Totals -- Final Statistics
Vanderbilt vs Florida
12/30/17 4 p.m. at Exactech Arena - Gainesville, Fla.



Vanderbilt 74 • 5-8, 0-1 SEC

#	Player		Total		3-Ptr		Rebounds			PF	TP	A	TO	Blk	Stl	Min
			FG-FGA		FG-FGA	FT-FTA	Off	Def	Tot							
02	TOYE, Joe	f	0-5		0-3	0-0	0	1	1	5	0	1	1	0	0	21
11	ROBERSON, Jeff	f	7-14		3-7	1-3	4	3	7	4	18	1	1	0	0	34
00	LEE, Saben	g	4-9		0-2	5-5	0	3	3	3	13	3	2	0	0	24
05	FISHER-DAVIS, M.	g	7-17		3-9	0-0	1	3	4	2	17	1	0	1	0	33
13	LACHANCE, Riley	g	3-5		2-4	3-3	0	4	4	4	11	3	2	0	1	26
01	WILLIS, Payton		3-6		3-4	1-2	1	1	2	4	10	4	0	0	0	28
03	AUSTIN, JR., Larry		0-1		0-0	0-0	0	0	0	0	0	1	1	0	0	7
10	EVANS, Maxwell		0-2		0-1	0-0	0	2	2	0	0	0	1	0	0	5
12	BAPTISTE, Djery		0-0		0-0	0-0	0	2	2	2	0	0	1	2	0	7
15	BROWN, Clevon		2-3		1-1	0-1	2	4	6	0	5	0	0	0	0	15
	Team						4	1	5							
	Totals		26-62		12-31	10-14	12	24	36	24	74	14	9	3	1	200

FG % 1st Half: 7-25 28.0% 2nd half: 19-37 51.4% Game: 26-62 41.9% Deadball Rebounds 0
3FG % 1st Half: 5-12 41.7% 2nd half: 7-19 36.8% Game: 12-31 38.7%
FT % 1st Half: 1-1 100.0 2nd half: 9-13 69.2% Game: 10-14 71.4%

Florida 81 • 9-4, 1-0 SEC

#	Player		Total		3-Ptr		Rebounds			PF	TP	A	TO	Blk	Stl	Min
			FG-FGA		FG-FGA	FT-FTA	Off	Def	Tot							
25	STONE, Keith	f	2-9		0-1	2-2	3	3	6	4	6	1	1	3	1	28
13	Hayes, Kevarrus	c	2-2		0-0	3-4	1	4	5	4	7	2	1	4	0	24
04	Koulechov, Egor	g	5-13		2-4	10-10	0	8	8	0	22	0	1	0	1	34
05	Allen, KeVaughn	g	4-6		2-3	6-6	0	3	3	2	16	1	0	2	1	38
11	Chiozza, Chris	g	7-15		1-4	2-2	0	4	4	3	17	3	1	0	0	36
00	Okauru, Mike		0-3		0-2	0-0	0	2	2	1	0	0	0	0	0	6
03	Hudson, Jalen		2-5		2-4	2-4	0	2	2	0	8	0	0	1	0	14
21	Bassett, Dontay		0-0		0-0	0-0	1	0	1	0	0	0	0	0	1	4
24	Ballard, Deaundrae		1-1		1-1	2-2	2	1	3	1	5	0	1	0	0	16
	Team						1	1	2							
	Totals		23-54		8-19	27-30	8	28	36	15	81	7	5	10	4	200

FG % 1st Half: 14-31 45.2% 2nd half: 9-23 39.1% Game: 23-54 42.6% Deadball Rebounds 2
3FG % 1st Half: 7-15 46.7% 2nd half: 1-4 25.0% Game: 8-19 42.1%
FT % 1st Half: 5-5 100.0 2nd half: 22-25 88.0% Game: 27-30 90.0%

Officials: Tony Greene, Tony Henderson, Vladimir Voyard-Tadal
Technical fouls: Vanderbilt-None. Florida-None.
Attendance: 10274
VU #2 J.Toys fouls out at 7:35(2)

Score by periods	1st	2nd	Total
Vanderbilt	20	54	74
Florida	40	41	81

Points	In Paint	Off T/O	2nd Chance	Fast Break	Bench
VU	24	3	7	2	15
UF	26	16	6	5	13

Last FG - VU 2nd-00:09, UF 2nd-00:43.
Largest lead - VU None, UF by 20 1st-00:04.
VU led for 00:00. UF led for 38:49. Game was tied for 01:11.

Score tied - 0 times.
Lead changed - 0 times.

Team Notes:

- ★ Five Vanderbilt players scored in double figures for the first time this season - Jeff Roberson (18), Matthew Fisher-Davis (17), Saben Lee (13), Riley LaChance (11), and Payton Willis (10).
- ★ The loss snapped a five-game winning streak against Florida, dating back to the end of the 2014-15 season.
- ★ The Commodores made 12 threes on the day, the 5th time this season to make 10 or more threes in a game.

Player Notes:

- ★ Jeff Roberson led the team with 18 points, his 10th game in double figures this season. He also led the team in rebounds with seven.
- ★ Payton Willis tallied a season-high 10 points and tied a career high with three made threes.

RECAP

GAINESVILLE (AP) - Egor Koulechov scored 22 points, Chris Chiozza added 17 and Florida opened Southeastern Conference play with a 81-74 victory against Vanderbilt on Saturday.

The Gators (9-4) led the entire game and ended a five-game losing streak in the series. It was coach Mike White's first victory against the Commodores (5-8), giving him a win against every team in the league in three seasons.

This one was a one-sided affair early and a nail-biter late.

Florida scored the first nine points of the game and was up 40-20 at halftime. But Vanderbilt clawed its way back into the game thanks partly to 12 3-pointers and made it close down the stretch.

Riley LaChance's 3-pointer with 1:38 remaining cut it to 74-70. But the Commodores missed their next two shots from behind the arc. The Gators closed it out from the free-throw line, where they made 27 of 30.

Koulechov was 10-for-10 from the charity stripe. Chiozza made both of his, and KeVaughn Allen was 6-for-6.

Equally important for Florida: The team had a season-low five turnovers.

Allen chipped in 16 points for the Gators, who have won three in a row.

Jeff Roberson led Vandy with 18 points and seven rebounds. Matthew Fisher-Davis (17), Saben Lee (13) and LaChance (11) also scored in double figures.

Official Basketball Box Score -- Game Totals -- Final Statistics
Austin Peay vs Vanderbilt
11/10/17 8:30 p.m. at Nashville, Tenn. (Memorial Gym)



Austin Peay 54 • 0-1

#	Player		Total		3-Ptr		Rebounds			PF	TP	A TO Blk Stl				Min
			FG-FGA	FG-FGA	FT-FTA	FT-FTA	Off	Def	Tot			Off	Def	Tot		
03	PORTER-BUNTON, Chri	f	2-6	0-1	0-0	1	3	4	3	4	0	0	0	1	27	
21	TAYLOR, Terry	f	5-10	2-3	3-5	1	2	3	2	15	3	2	0	1	32	
24	UGBA, Averyl	f	3-8	0-1	0-0	1	2	3	5	6	0	4	0	0	26	
01	IVORY, Tre'	g	1-6	0-1	1-4	0	3	3	2	3	3	4	0	3	27	
25	GLOTTA, Zach	g	2-7	1-4	0-0	0	1	1	1	5	4	1	0	0	30	
00	MCCARTHY, Acoydan		2-3	0-0	0-0	0	0	0	0	4	0	1	1	0	6	
02	MARTIN, Deyshawn		1-3	0-2	2-2	1	2	3	1	4	0	0	0	0	10	
04	GUMM, Dayton		2-5	0-1	0-0	1	1	2	0	4	1	0	0	0	5	
10	BERNACER, Ferran		0-0	0-0	0-0	0	0	0	0	0	0	0	0	0	2	
15	CUCAK, Ivan		1-1	0-0	0-0	0	0	0	0	2	2	0	1	0	12	
22	HENDERSON, Richard		1-2	0-0	0-0	2	1	3	0	2	0	0	0	0	5	
23	HARRIS, Steve		2-3	0-0	1-1	0	3	3	4	5	0	2	0	0	18	
Team						2	4	6								
Totals			22-54	3-13	7-12	9	22	31	20	54	11	17	1	5	200	

FG % 1st Half: 12-28 42.9% 2nd half: 10-26 38.5% Game: 22-54 40.7% Deadball Rebounds 5
3FG % 1st Half: 3-10 30.0% 2nd half: 0-3 0.0% Game: 3-13 23.1%
FT % 1st Half: 1-2 50.0% 2nd half: 6-10 60.0% Game: 7-12 58.3%

Vanderbilt 73 • 1-0

#	Player		Total		3-Ptr	Rebounds			PF	TP	A	TO	Blk	Stl	Min	
			FG-FGA	FG-FGA	FT-FTA	Off	Def	Tot								
02	TOYE, Joe	f	4-7	1-1	0-2	1	2	3	0	9	1	3	1	0	24	
11	ROBERSON, Jeff	f	4-11	2-6	3-4	7	3	10	3	13	3	4	0	2	34	
12	BAPTISTE, Djery	c	1-1	0-0	0-0	2	2	4	4	2	1	2	0	2	12	
03	AUSTIN, JR., Larry	g	1-4	0-1	0-2	0	3	3	1	2	2	1	0	0	20	
13	LACHANCE, Riley	g	4-10	3-6	2-2	0	3	3	1	13	2	0	0	0	28	
00	LEE, Saben		2-6	0-2	2-3	0	0	0	0	6	7	3	2	0	20	
01	WILLIS, Payton		2-4	2-4	2-3	0	0	0	0	8	1	0	0	2	13	
10	EVANS, Maxwell		2-4	1-2	0-0	0	2	2	1	5	0	1	0	0	15	
15	BROWN, Clevon		6-11	0-3	1-1	3	2	5	2	13	0	0	3	2	25	
50	OBINNA, Ejike		0-0	0-0	2-2	2	4	6	4	2	0	0	0	0	9	
Team						1	2	3				1				
Totals				26-58	9-25	12-19	16	23	39	16	73	17	15	6	8	200

FG % 1st Half: 15-30 50.0% 2nd half: 11-28 39.3% Game: 26-58 44.8% Deadball Rebounds 1
3FG % 1st Half: 5-10 50.0% 2nd half: 4-15 26.7% Game: 9-25 36.0%
FT % 1st Half: 6-10 60.0% 2nd half: 6-9 66.7% Game: 12-19 63.2%

Officials: Brian Shey, Jason Baker, Gerald Williams
Technical fouls: Austin Peay-None. Vanderbilt-None.
Attendance: 8609

Score by periods	1st	2nd	Total
Austin Peay	28	26	54
Vanderbilt	41	32	73

Last FG - APSU 2nd-01:24, VU 2nd-02:24.
Largest lead - APSU by 3 1st-19:13, VU by 19 2nd-02:24.
APSU led for 00:53. VU led for 34:08. Game was tied for 04:58.

Score tied - 4 times.
Lead changed - 1 time.

Official Basketball Box Score -- Game Totals -- Final Statistics
Vanderbilt vs Belmont
11/13/17 6:30pm at Nashville, Tenn. (Curb Event Center)



Vanderbilt 60 • 1-1

#	Player		Total		3-Ptr		Rebounds			PF	TP	A				Min
			FG	FGA	FT	FTA	Off	Def	Tot			Off	Def	Stl		
05	FISHER-DAVIS, M.	f	0-6	0-3	6-6	1	3	4	3	6	0	0	0	2	22	
11	ROBERSON, Jeff	f	3-7	1-4	6-6	2	10	12	3	13	0	2	0	0	36	
12	BAPTISTE, Djery	c	0-2	0-0	1-2	2	2	4	4	1	0	2	1	0	13	
03	AUSTIN, JR., Larry	g	1-2	0-0	0-0	0	1	1	0	2	0	0	0	0	10	
13	LACHANCE, Riley	g	4-9	1-5	1-2	0	1	1	1	10	2	0	0	0	32	
00	LEE, Saben	g	5-9	1-4	8-11	0	8	8	4	19	2	4	0	1	25	
01	WILLIS, Payton	g	1-2	1-2	0-1	1	2	3	2	3	0	3	1	0	15	
02	TOYE, Joe	g	3-8	0-3	0-2	0	2	2	5	6	1	3	0	0	26	
10	EVANS, Maxwell	g	0-1	0-0	0-0	0	0	0	1	0	0	0	0	0	5	
15	BROWN, Clevon	g	0-2	0-2	0-1	1	0	1	1	0	0	0	0	0	11	
50	OBINNA, Ejike	g	0-0	0-0	0-0	0	0	0	2	0	0	0	0	0	5	
Team						2	1	3				1				
Totals			17-48	4-23	22-31	9	30	39	26	60	5	15	2	3	200	

FG % 1st Half: 8-22 36.4% 2nd half: 9-26 34.6% Game: 17-48 35.4% Deadball Rebounds 5
3FG % 1st Half: 2-10 20.0% 2nd half: 2-13 15.4% Game: 4-23 17.4%
FT % 1st Half: 9-12 75.0% 2nd half: 13-19 68.4% Game: 22-31 71.0%

Belmont 69 • 1-1

#	Player		Total		3-Ptr		Rebounds			PF	TP	A TO Blk Stl				Min
			FG-FGA	FG-FGA	FT-FTA	FT-FTA	Off	Def	Tot			A	TO	Blk	Stl	
03	WINDLER, Dylan	f	9-15	1-2	5-6	4	7	11	4	24	1	2	0	2	38	
25	MERCER, Mack	f	1-3	0-2	0-0	0	0	0	4	2	0	1	0	1	10	
32	EGEKEZE, Amanze	f	6-13	3-7	7-8	0	7	7	2	22	0	1	1	0	37	
01	LUKE, Austin	g	1-5	0-3	3-4	0	2	2	3	5	6	4	0	0	29	
11	MCCLAIR, Kevin	g	3-5	0-2	3-6	1	4	5	3	9	0	0	0	1	29	
10	HOLLANDER, Caleb	g	0-2	0-2	0-0	0	1	1	1	0	0	0	0	0	6	
14	HOPKINS, Nick	g	2-6	2-6	1-2	0	2	2	4	7	0	0	0	0	21	
21	SAMPSON, Burton	g	0-0	0-0	0-0	0	1	1	2	0	1	0	0	0	12	
24	BENKERT, Michael	g	0-2	0-2	0-0	0	1	1	2	0	0	0	0	0	9	
41	HADDEN, Tyler	g	0-2	0-1	0-0	0	0	0	0	0	0	1	0	0	4	
50	ADELSPERGER, Seth	g	0-1	0-0	0-0	0	0	0	2	0	0	0	0	0	5	
	Team					2	1	3				1				
Totals			22-54	6-27	19-26	7	26	33	27	69	8	10	1	4	200	

FG % 1st Half: 12-29 41.4% 2nd half: 10-25 40.0% Game: 22-54 40.7% Deadball Rebounds 2
3FG % 1st Half: 3-16 18.8% 2nd half: 3-11 27.3% Game: 6-27 22.2%
FT % 1st Half: 5-6 83.3% 2nd half: 14-20 70.0% Game: 19-26 73.1%

Officials: Brett Miles, Jason Baker, Jon Campbell
Technical fouls: Vanderbilt-None. Belmont-None.
Attendance: 5266

Score by periods	1st	2nd	Total
Vanderbilt	27	33	60
Belmont	32	37	69

Last FG - VU 2nd-00:05, BEL 2nd-02:19.
Largest lead - VU by 5 1st-15:52, BEL by 13 2nd-00:59.
VU led for 03:22. BEL led for 32:17. Game was tied for 03:48.

Score tied - 5 times.
Lead changed - 1 time.

Official Basketball Box Score -- Game Totals -- Final Statistics
UNC Asheville vs Vanderbilt
11/17/17 7 p.m. at Nashville, Tenn. (Memorial Gym)



UNC Asheville 76 • 1-2

#	Player	Total		3-Ptr		Rebounds			PF	TP	A TO Blk Stl				Min
		FG-FGA	FG-FGA	FT-FTA	Off	Def	Total	A			TO	Blk	Stl		
02	WNUK, Alec	f	7-11	2-3	3-4	2	2	4	2	19	1	6	0	2	30
10	VANNATTA, Kevin	g	3-7	1-3	4-4	0	6	6	5	11	4	1	0	0	39
14	THOMAS, Ahmad	g	5-15	0-2	3-4	3	1	4	4	13	1	1	0	4	35
25	TEAGUE, MaCio	g	6-19	3-7	3-3	3	3	6	2	18	4	1	0	0	39
33	RACKLEY, Drew	g	1-5	1-2	0-0	0	5	5	1	3	0	2	0	2	22
00	GILMORE, Donovan	g	0-1	0-0	0-0	0	0	0	0	0	0	0	0	0	1
01	BAEHRE, Jonathan	g	2-2	1-1	0-0	0	2	2	2	5	2	1	2	0	14
12	MILLER, Raekwon	g	3-4	1-2	0-0	2	3	5	2	7	0	1	0	0	20
Team						2	2	4				1			
Totals			27-64	9-20	13-15	12	24	36	18	76	12	14	2	8	200

FG % 1st Half: 13-27 48.1% 2nd half: 14-37 37.8% Game: 27-64 42.2% Deadball Rebounds 2
3FG % 1st Half: 4-11 36.4% 2nd half: 5-9 55.6% Game: 9-20 45.0%
FT % 1st Half: 7-8 87.5% 2nd half: 6-7 85.7% Game: 13-15 86.7%

Vanderbilt 79 • 2-1

#	Player		Total	3-Ptr		Rebounds			PF	TP	A TO Blk Stl				Min
			FG-FGA	FG-FGA	FT-FTA	Off	Def	Tot			A	TO	Blk	Stl	
11	ROBERSON, Jeff	f	4-10	1-3	8-8	1	11	12	2	17	0	0	2	2	37
50	OBINNA, Ejike	c	0-0	0-0	1-2	0	1	1	1	1	0	2	0	0	4
00	LEE, Saben	g	3-9	0-1	2-2	1	0	1	2	8	5	3	0	0	22
05	FISHER-DAVIS, M.	g	5-13	2-8	5-5	0	4	4	2	17	1	2	0	1	33
13	LACHANCE, Riley	g	6-10	4-7	1-2	0	2	2	0	17	4	2	0	1	32
01	WILLIS, Payton		0-0	0-0	0-0	0	0	0	0	0	0	1	0	0	2
02	TOYE, Joe		1-2	0-0	0-2	0	0	0	0	2	0	1	0	0	15
03	AUSTIN, JR., Larry		0-2	0-0	2-4	0	1	1	1	2	2	0	0	0	18
10	EVANS, Maxwell		0-0	0-0	0-0	0	0	0	1	0	2	0	0	0	5
12	BAPTISTE, Djery		5-6	0-0	3-4	3	5	8	4	13	1	2	1	0	25
15	BROWN, Clevon		1-1	0-0	0-0	0	0	0	2	2	0	1	2	0	7
	Team					2	1	3							
Totals			25-53	7-19	22-29	7	25	32	15	79	15	14	5	5	200

Official Basketball Box Score -- Game Totals -- Final Statistics
Virginia vs Vanderbilt
11/23/17 4:00 pm at Barclays Center (Brooklyn, N.Y.)



Virginia 68 • 5-0

#	Player	Total		3-Ptr		Rebounds			PF	TP	A TO Blk Stl			Min	
		FG-FGA	FT-FTA	FG-FGA	FT-FTA	Off	Def	Tot			A	TO	Blk		Stl
21	WILKINS, Isaiah	f	4-6	0-0	0-0	1	2	3	2	8	3	0	4	1	25
33	SALT, Jack	c	1-2	0-0	0-0	3	6	9	2	2	0	0	1	0	21
00	HALL, Devon	g	1-4	1-1	0-0	0	5	5	3	3	3	0	0	0	19
05	GUY, Kyle	c	7-16	4-7	0-0	1	3	4	1	18	3	2	0	0	26
11	JEROME, Ty	g	5-9	4-7	0-0	0	1	1	0	14	5	0	0	1	25
02	BARTLEY, Justice		0-0	0-0	0-0	0	0	0	0	0	0	0	0	0	2
02	GROSS JR, Trevon		0-0	0-0	0-0	0	0	0	0	0	0	0	0	0	2
12	HUNTER, DeAndre		1-6	0-2	2-2	0	2	2	4	4	2	3	2	0	16
23	JOHNSON, Nigel		2-7	1-3	0-1	0	5	5	1	5	4	1	0	1	23
24	ANTHONY, Marco		0-1	0-0	0-0	0	1	1	0	0	0	1	0	0	7
25	DIAKITE, Mamadi		5-7	0-0	2-3	0	5	5	3	12	0	0	0	1	25
30	HUFF, Jay		0-1	0-1	0-0	0	1	1	1	0	1	0	0	0	7
45	KATSTRA, Austin		1-1	0-0	0-0	0	1	1	0	2	0	0	0	0	2
	Team						2	3	5						
Totals			27-60	10-21	4-6	7	35	42	17	68	21	7	8	3	200
FG % 1st Half: 17-32			53.1%	2nd half: 10-28	35.7%	Game: 27-60		45.0%	Deadball						
3FG % 1st Half: 3-9			58.3%	2nd half: 3-9	33.3%	Game: 10-21		47.6%	Rebounds						
FT % 1st Half: 2-3			66.7%	2nd half: 2-3	66.7%	Game: 4-6		66.7%							

Vanderbilt 42 • 2-3

#	Player	Total		3-Ptr		Rebounds			PF	TP	A TO Blk Stl				Min
		FG-FGA	FT-FGA	FT-FTA	Off	Def	Tot	A			TO	Blk	Stl		
05	FISHER-DAVIS, M.	f	3-9	2-4	3-6	1	2	3	4	11	1	0	0	0	24
11	ROBERSON, Jeff		1-7	0-4	4-4	0	3	3	0	6	1	2	0	0	24
50	OBINNA, Ejike	c	1-4	0-0	3-3	1	6	7	2	5	0	1	0	0	20
00	LEE, Saben		0-7	0-2	0-0	1	0	1	0	0	0	1	1	1	20
13	LACHANCE, Riley	g	0-3	0-1	0-0	0	1	1	1	0	0	0	0	0	22
01	WILLIS, Payton		0-2	0-2	0-0	0	1	1	1	0	0	1	1	0	12
02	TOYE, Joe		1-6	0-1	0-0	0	2	2	0	2	1	0	0	0	12
03	AUSTIN, JR., Larry		2-6	0-0	1-2	2	3	5	2	5	0	1	0	1	21
10	EVANS, Maxwell		2-4	1-2	0-0	1	3	4	1	5	2	2	0	1	13
12	BAPTISTE, Djery		1-1	0-0	3-4	1	5	6	1	5	0	0	1	0	20
15	BROWN, Clevon		1-3	1-2	0-0	0	2	2	1	3	1	0	0	0	12
Team						1	0	1				1			
Totals			12-52	4-18	14-19	8	28	36	13	42	7	9	2	4	200
FG % 1st Half: 6-23			26.1%	2nd half: 6-29		20.7%	Game: 12-52		23.1%						Deadball
3FG % 1st Half: 2-6			33.3%	2nd half: 2-12		16.7%	Game: 4-18		22.2%						Rebounds
FT % 1st Half: 3-5			60.0%	2nd half: 11-14		78.6%	Game: 14-19		73.7%						2

Officials: Ed Corbett, Don Daily, Nate Farrell
Technical fouls: Virginia-None. Vanderbilt-None.
Attendance: 8027

Score by periods	1st	2nd	Total
Virginia	43	25	68
Vanderbilt	17	25	42

Last FG - VA 2nd-00:42, VU 2nd-01:08.
Largest lead - VA by 39-2nd-08:47, VU None.
VA led for 39:13. VU led for 00:00. Game was tied for 00:47.

Score tied - 0 times.
Lead changed - 0 times.



Official Basketball Box Score -- Game Totals -- Final Statistics
Vanderbilt vs Seton Hall
11/24/17 10:00 PM at Barclays Center - Brooklyn, N.Y.



Vanderbilt 59 • 2-4

#	Player	Total		3-Ptr		Rebounds			PF	TP	A TO Blk Stl				Min
		FG-FGA	FT-FTA	FG-FGA	FT-FTA	Off	Def	Tot			A	TO	Blk	Stl	
15	BROWN, Clevon	f	1-3	0-2	0-0	0	0	0	1	2	0	1	1	0	11
50	OBINNA, Ejike	f	3-3	0-0	3-5	2	3	5	4	9	0	0	1	0	20
02	TOYE, Joe	g	2-3	0-1	2-2	1	2	3	2	6	0	3	0	0	13
03	AUSTIN, JR., Larry	g	0-3	0-1	0-0	0	1	1	3	0	2	3	0	0	16
10	EVANS, Maxwell	g	1-5	0-2	0-0	0	2	2	0	2	0	0	0	0	16
00	LEE, Saben		3-10	1-2	1-1	1	0	1	2	8	4	0	0	0	26
05	FISHER-DAVIS, M.		2-9	0-5	0-0	2	6	8	3	4	0	1	0	2	24
11	ROBERSON, Jeff		5-10	2-5	8-8	2	11	13	3	20	0	3	0	0	31
12	BAPTISTE, Djery		0-1	0-0	2-2	0	2	2	5	2	0	2	0	0	15
13	LACHANCE, Riley		2-9	2-6	0-0	1	1	2	1	6	1	1	0	0	28
Team						2	0	2			2				
Totals			19-56	5-24	16-18	11	28	39	24	59	7	16	2	2	200
FG % 1st Half: 13-27		48.1%		2nd half: 6-29		20.7%		Game: 19-56		33.9%		Deadball		Rebounds	
3FG % 1st Half: 5-12		41.7%		2nd half: 0-12		0.0%		Game: 5-24		20.8%					
FT % 1st Half: 1-3		33.3%		2nd half: 15-15		100.0%		Game: 16-18		88.9%				1.2	

Seton Hall 72 • 5-1

#	Player	Total		3-Ptr		Rebounds			PF	TP	A	TO	Blk	Stl	Min
		FG-FA	FT-FTA	FG-FA	FT-FTA	Off	Def	Tot							
14	SANOGO, Ismael	f	1-3	0-1	2-2	1	7	8	3	4	1	0	4	1	26
31	DELGADO, Angel	c	5-9	0-0	5-9	0	8	8	3	15	1	3	0	1	29
00	CARRINGTON, Khadeen	g	0-5	0-1	0-3	0	3	3	0	1	3	1	0	0	30
13	POWELL, Myles	g	4-10	1-7	2-2	0	2	2	1	11	1	1	0	1	29
20	RODRIGUEZ, Desi	g	12-21	1-6	2-6	2	3	5	3	27	0	0	0	0	32
01	NZEI, Michael		3-4	0-0	2-2	3	1	4	1	8	0	2	0	0	13
04	GORDON, Eron		0-0	0-0	0-0	0	1	1	1	0	4	0	0	1	11
21	REYNOLDS, Shavar		1-1	1-1	0-0	0	0	0	1	3	0	0	0	0	0+
22	CALE, Myles		0-3	0-1	0-0	0	0	0	0	0	0	0	0	0	18
23	MAMUKELASHVILI, S.		1-1	1-1	0-0	1	0	1	3	3	0	1	1	0	12
25	FLORY, Philip		0-1	0-0	0-0	0	0	0	0	0	0	0	0	0	0+
Team						1	0	1				1			
Totals			27-58	4-18	14-24	8	25	33	16	72	10	9	5	4	200
FG % 1st Half: 13-28			46.4%	2nd half: 14-30		46.7%	Game: 27-58		46.6%						Deadball
3FG % 1st Half: 1-9			11.1%	2nd half: 3-9		33.3%	Game: 4-18		22.2%						Rebounds
FT % 1st Half: 4-6			66.7%	2nd half: 10-18		55.6%	Game: 14-24		58.3%						3,2

Officials: Don Daily, Earl Walton, Nate Farrell
Technical fouls: Vanderbilt-None. Seton Hall-None.
Attendance: 3952
2017 NIT Season Tip-Off - Third-Place Game

Score by periods	1st	2nd	Total
Vanderbilt	32	27	59
Seton Hall	31	41	72

Last FG - VU 2nd-00:42, HALL 2nd-00:01.
Largest lead - VU by 5 1st-04:27, HALL by 17 2nd-03:30.
VU led for 05:29. HALL led for 32:30. Game was tied for 01:33.

Score tied - 2 times.
Lead changed - 2 times.

Official Basketball Box Score -- Game Totals -- Final Statistics
Radford vs Vanderbilt
11/28/17 7 p.m. at Nashville, Tenn. (Memorial Gym)



Radford 62 • 3-3

#	Player		Total		3-Ptr		Rebounds			PF	TP	A TO Blk Stl			Min
			FG-FGA	FG-FGA	FT-FTA	Off	Def	Tot							
24	POLITE JR, Ed	f	7-14	1-2	1-2	4	8	12	1	16	2	2	1	0	35
32	PHILLIPS, Randy	c	0-2	0-0	0-0	2	1	3	3	0	1	2	0	0	11
03	BRADFORD, Christian	g	3-5	2-2	0-0	0	3	3	2	8	0	0	0	0	20
05	HICKS, Donald	g	2-7	2-4	0-0	0	3	3	1	6	0	1	0	1	31
14	COUSIN, Justin	g	0-4	0-3	0-0	0	0	0	2	0	0	0	0	0	14
01	JONES, Carlk		1-5	0-2	0-0	0	2	2	2	2	1	1	0	0	22
02	OWENS, Tristan		0-0	0-0	0-0	0	0	0	0	0	0	0	0	0	04
10	TANNER, Caleb		2-4	2-4	2-3	1	1	2	3	8	0	0	0	0	18
11	FIELDS JR, Travis		0-2	0-2	0-0	0	1	1	3	0	6	1	0	0	18
13	BUTTS IV, Leroy		1-3	0-0	0-0	1	1	2	2	0	0	0	0	0	5
15	HOLLAND, Devonnte		5-9	0-0	1-2	1	1	2	5	11	0	2	0	0	17
45	BOLSTAD, Darius		3-6	0-0	3-4	1	3	4	1	9	0	0	0	0	11
	Team					0	0	0							
	Totals		24-61	7-19	7-11	10	24	34	25	62	10	9	1	0	200
	FG % 1st Half: 13-29	44.8%	2nd half: 11-32	34.4%	Game: 24-61	39.3%									Deadball
	3FG % 1st Half: 3-9	33.3%	2nd half: 4-10	40.0%	Game: 7-19	36.8%									Rebound
	FT % 1st Half: 4-6	66.7%	2nd half: 3-5	60.0%	Game: 7-11	63.6%									4



Official Basketball Box Score -- Game Totals -- Final Statistics
Middle Tennessee vs Vanderbilt
12/06/17 7 p.m. at Nashville, Tenn. (Memorial Gym)



Middle Tennessee 66 • 6-1

#	Player	Total		3-Ptr		Rebounds			PF	TP	A TO Blk Stl			Min
		FG-FGA	FG-FGA	FT-FTA	FT-FTA	Off Def Tot	Off Def Tot	Off Def Tot			A TO Blk Stl	A TO Blk Stl	A TO Blk Stl	
01	WALTERS, Brandon	f	7-10	0-0	2-5	5 0 5	4 16	1 1 1 0	26					
05	KING, Nick	f	7-18	0-2	9-11	1 5 6	3 23	4 0 0 0	34					
11	SIMPSON, Edward	g	1-3	1-3	0-0	1 5 6	1 3	0 1 0 0	31					
20	POTTS, Giddy	g	5-16	2-7	4-6	1 3 4	3 16	5 1 0 1	40					
21	SIMMONS, David	g	2-4	0-1	0-0	1 4 5	4 4	2 1 0 1	30					
00	DIXON, Tyrik		0-0	0-0	0-0	0 1 1	1 0	0 0 0 0	6					
03	SIMS, Donovan		0-0	0-0	0-0	0 2 2	0 0	1 0 0 0	6					
04	HAWTHORNE, James		0-0	0-0	0-0	1 1 2	0 0	0 0 0 0	9					
12	SHELTON-SZMIDT, Th.		0-1	0-0	0-0	0 1 1	0 0	0 1 0 1	4					
25	GAMBLE, Karl		2-4	0-1	0-1	2 2 4	2 4	0 0 0 0	14					
	Team					2 1 3		4						
	Totals		24-56	3-14	15-23	14 25 39	18 66	13 9 1 3	200					

FG % 1st Half: 12-33 36.4% 2nd half: 12-23 52.2% Game: 24-56 42.9%
3FG % 1st Half: 0-6 0.0% 2nd half: 3-8 37.5% Game: 3-14 21.4%
FT % 1st Half: 4-8 50.0% 2nd half: 11-15 73.3% Game: 15-23 65.2%

Vanderbilt 63 • 3-6

#	Player	Total		3-Ptr		Rebounds			PF	TP	A TO Blk Stl			Min
		FG-FGA	FG-FGA	FT-FTA	FT-FTA	Off Def Tot	Off Def Tot	Off Def Tot			A TO Blk Stl	A TO Blk Stl	A TO Blk Stl	
02	TOYE, Joe	f	0-6	0-3	0-0	1 1 2	2 0	1 1 1 0	19					
11	ROBERSON, Jeff	f	2-6	1-2	8-8	2 2 4	2 13	0 2 0 1	32					
12	BAPTISTE, Djery	c	2-7	0-0	0-0	2 4 6	2 4	1 0 3 0	22					
00	LEE, Saben	g	2-6	0-2	1-2	0 0 0	2 5	3 1 0 1	26					
13	LACHANCE, Riley	g	3-10	0-6	3-3	2 3 5	3 9	5 1 0 0	36					
01	WILLIS, Payton		3-6	2-5	1-2	1 4 5	1 9	0 0 0 0	17					
05	FISHER-DAVIS, M.		5-9	5-8	2-3	0 7 7	2 17	0 1 1 0	33					
15	BROWN, Clevon		3-4	0-1	0-1	3 1 4	3 6	1 0 0 1	13					
50	OBINNA, Ejike		0-0	0-0	0-0	0 0 0	2 0	0 1 0 0	2					
	Team					0 0 0		2						
	Totals		20-54	8-27	15-19	11 22 33	19 63	11 9 5 3	200					

FG % 1st Half: 11-23 47.8% 2nd half: 9-31 29.0% Game: 20-54 37.0%
3FG % 1st Half: 3-10 30.0% 2nd half: 5-17 29.4% Game: 8-27 29.6%
FT % 1st Half: 7-9 77.8% 2nd half: 8-10 80.0% Game: 15-19 78.9%

Officials: Terry Oglesby, Byron Jarrett, Tim Gattis
Technical fouls: Middle Tennessee-None. Vanderbilt-None.
Attendance: 8739

Score by periods	1st	2nd	Total						
Middle Tennessee	28	38	66	Points	In Paint	Off T/O	2nd Chance	Fast Break	Bench
Vanderbilt	32	31	63	MT	36	10	14	0	4
				VU	22	10	14	0	32

Last FG - MT 2nd-01:15, VU 2nd-02:13.
Largest lead - MT by 7 1st-13:43, VU by 7 1st-03:19.
MT led for 12:03. VU led for 23:30. Game was tied for 04:17.
Score tied - 6 times.
Lead changed - 9 times.



Official Basketball Box Score -- Game Totals -- Final Statistics
Vanderbilt vs Arizona State
12-17-17 Noon MT at Ned Wulk Court/Wells Fargo Arena-Tempe



Vanderbilt 64 • 3-7

#	Player	Total		3-Ptr		Rebounds			PF	TP	A TO Blk Stl			Min
		FG-FGA	FG-FGA	FT-FTA	FT-FTA	Off Def Tot	Off Def Tot	Off Def Tot			A TO Blk Stl	A TO Blk Stl	A TO Blk Stl	
02	TOYE, Joe	f	6-18	2-11	0-0	2 0 2	3 14	1 3 1 0	33					
11	ROBERSON, Jeff	f	1-7	0-2	5-5	2 5 7	4 7	0 2 0 0	32					
00	LEE, Saben	g	9-14	1-4	5-9	2 3 5	3 24	6 2 0 4	38					
05	FISHER-DAVIS, M.	g	1-10	0-8	0-0	2 6 8	3 2	3 2 1 3	33					
13	LACHANCE, Riley	g	1-8	1-4	0-0	0 3 3	3 3	0 0 0 0	27					
01	WILLIS, Payton		1-2	0-0	1-1	0 0 0	2 3	0 1 0 0	11					
03	AUSTIN, JR., Larry		2-3	0-0	2-2	1 0 1	2 6	0 0 0 0	13					
10	EVANS, Maxwell		0-2	0-2	0-0	0 1 1	0 0	0 0 0 0	4					
15	BROWN, Clevon		2-4	0-0	1-2	1 1 2	2 5	0 1 0 0	9					
	Team					6 2 8	1	4						
	Totals		23-68	4-31	14-19	16 21 37	23 64	10 15 2 7	200					

FG % 1st Half: 11-32 34.4% 2nd half: 12-36 33.3% Game: 23-68 33.8%
3FG % 1st Half: 3-14 21.4% 2nd half: 1-7 5.9% Game: 4-31 12.9%
FT % 1st Half: 4-6 66.7% 2nd half: 10-13 76.9% Game: 14-19 73.7%

Arizona State 76 • 10-0

#	Player	Total		3-Ptr		Rebounds			PF	TP	A TO Blk Stl			Min
		FG-FGA	FG-FGA	FT-FTA	FT-FTA	Off Def Tot	Off Def Tot	Off Def Tot			A TO Blk Stl	A TO Blk Stl	A TO Blk Stl	
10	Shibel, Vitaliy	f	1-3	0-2	1-2	0 3 3	3 3	0 1 1 0	19					
23	White, Romello	f	6-8	0-0	0-2	8 1 9	5 12	1 5 2 0	18					
00	Holder, Tra	g	6-15	2-6	11-11	1 4 5	1 25	2 4 0 2	37					
11	Evans II, Shannon	g	4-12	2-9	5-6	0 5 5	2 15	2 0 0 0	34					
44	Justice, Kodi	g	2-7	1-5	2-2	0 4 4	1 7	0 1 0 0	34					
01	Martin, Remy		3-8	0-1	0-0	1 2 3	3 6	0 3 1 0	26					
03	Mitchell, Mickey		3-4	0-0	2-5	4 9 13	4 8	2 1 0 2	23					
22	Witherill, Austin		0-0	0-0	0-0	0 0 0	0 0	0 0 0 0	1					
24	Salzman, Jordan		0-0	0-0	0-0	0 0 0	0 0	0 0 0 0	1					
25	Fogerty, Grant		0-0	0-0	0-0	0 0 0	0 0	0 0 0 0	1					
35	Lake, De'Quon		0-0	0-0	0-0	0 0 0	1 0	0 2 1 0	6					
	Team					1 4 5								
	Totals		25-57	5-23	21-28	15 32 47	20 76	7 17 5 4	200					

FG % 1st Half: 11-30 36.7% 2nd half: 14-27 51.9% Game: 25-57 43.9%
3FG % 1st Half: 2-11 18.2% 2nd half: 3-12 25.0% Game: 5-23 21.7%
FT % 1st Half: 6-10 60.0% 2nd half: 15-18 83.3% Game: 21-28 75.0%

Officials: Tony Padilla, David Hall, Michael Greenstein
Technical fouls: Vanderbilt-TEAM. Arizona State-Martin, Remy.
Attendance: 10797

ASU enters game ranked fifth in the AP poll.
9-0 record entering is tied for best start in ASU history.

Score by periods	1st	2nd	Total							
Vanderbilt	29	35	64	Points	In Paint	Off T/O	2nd Chance	Fast Break	Bench	
Arizona State	30	46	76	VU	36	18	10	9	14	
				ASU	40	18	10	13	14	

Last FG - VU 2nd-00:13, ASU 2nd-02:32.
Largest lead - VU by 13 1st-15:03, ASU by 20 2nd-13:30.
VU led for 19:34. ASU led for 20:03. Game was tied for 00:23.
Score tied - 0 times.
Lead changed - 1 time.



Official Basketball Box Score -- Game Totals -- Final Statistics
Houston Baptist vs Vanderbilt
12/20/17 6 p.m. at Nashville, Tenn. (Memorial Gym)



Houston Baptist 48 • 4-9

#	Player	Total		3-Ptr		Rebounds			PF	TP	A TO Blk Stl			Min
		FG-FGA	FG-FGA	FT-FTA	FT-FTA	Off Def Tot	Off Def Tot	Off Def Tot			A TO Blk Stl	A TO Blk Stl	A TO Blk Stl	
05	CARAHER, David	f	3-12	0-2	1-2	3 3 6	1 7	2 3 0 0	24					
15	HARDT, Edward	c	0-1	0-0	2-2	0 1 1	0 2	0 1 0 0	10					
00	DUBOSE, Ian	g	6-10	1-2	7-13	3 1 4	4 20	1 1 0 0	32					
21	GATES, JR., Will	g	0-3	0-1	0-0	1 1 2	1 0	0 0 0 0	19					
30	BONDS, Braxton	g	2-8	0-2	0-1	2 2 4	3 4	0 2 0 3	33					
04	MCKENZIE, Philip		2-4	0-0	1-4	4 5 9	0 5	0 1 0 0	17					
04	O'SUJJI, Stephen		0-1	0-0	0-0	0 1 1	0 0	0 0 0 0	3					
11	EMILI, Chukeka		1-2	0-0	0-0	0 3 3	4 2	0 1 1 1	18					
12	MYLES, Tim		0-3	0-0	0-0	1 0 1	2 0	1 2 2 1	12					
22	GATES, Jalón		2-11	0-7	4-4	0 1 1	2 8	0 1 0 0	12					
23	LYNCH-DANIELS, O.		0-6	0-4	0-0	0 2 2	1 0	1 1 0 1	20					
	Team					2 2 4		1						
	Totals		16-61	1-18	15-26	16 22 38	18 48	5 14 3 6	200					

FG % 1st Half: 6-28 21.4% 2nd half: 10-33 30.3% Game: 16-61 26.2%
3FG % 1st Half: 0-7 0.0% 2nd half: 1-11 9.1% Game: 1-18 5.6%
FT % 1st Half: 5-9 55.6% 2nd half: 10-17 58.8% Game: 15-26 57.7%

Vanderbilt 81 • 4-7

#	Player	Total		3-Ptr		Rebounds			PF	TP	A TO Blk Stl			Min
		FG-FGA	FG-FGA	FT-FTA	FT-FTA	Off Def Tot	Off Def Tot	Off Def Tot			A TO Blk Stl	A TO Blk Stl	A TO Blk Stl	
02	TOYE, Joe	f	2-8	0-3	3-4	0 3 3	1 7	2 0 2 1	23					
11	ROBERSON, Jeff	f	4-8	1-4	8-8	3 7 10	3 17	0 2 0 0	27					
00	LEE, Saben	g	1-6	0-2	1-1	1 3 4	3 3	5 3 1 1	20					



Official Basketball Box Score -- Game Totals -- Final Statistics
Vanderbilt vs Florida
12/30/17 4 p.m. at Exactech Arena - Gainesville, Fla.

**Vanderbilt 74 • 5-8, 0-1 SEC**

#	Player	Total		3-Ptr	FT-FTA	Rebounds			PF	TP	A	TO	Blk	Stl	Min
		FG-FGA	FG-FGA			Off	Def	Tot							
02	TOYE, Joe	f	0-5	0-3	0-0	0	1	1	5	0	1	1	0	0	21
11	ROBERSON, Jeff	f	7-14	3-7	1-3	4	3	7	4	18	1	1	0	0	34
00	LEE, Saben	g	4-9	0-2	5-5	0	3	3	3	13	3	2	0	0	24
05	FISHER-DAVIS, M.	g	7-17	3-9	0-0	1	3	4	2	17	1	0	1	0	33
13	LACHANCE, Riley	g	3-5	2-4	3-3	0	4	4	4	11	3	2	0	1	26
01	WILLIS, Payton		3-6	3-4	1-2	1	1	2	4	10	4	0	0	0	28
03	AUSTIN, JR., Larry		0-1	0-0	0-0	0	0	0	0	0	1	1	0	0	7
10	EVANS, Maxwell		0-2	0-1	0-0	0	2	2	0	0	0	1	0	0	5
12	BAPTISTE, Djery		0-0	0-0	0-0	0	2	2	2	0	0	1	2	0	7
15	BROWN, Clevon		2-3	1-1	0-1	2	4	6	0	5	0	0	0	0	15
Team						4	1	5							
Totals			26-62	12-31	10-14	12	24	36	24	74	14	9	3	1	200

FG % 1st Half: 7-25 28.0% 2nd half: 19-37 51.4% Game: 26-62 41.9% Deadball
3FG % 1st Half: 5-12 41.7% 2nd half: 7-19 36.8% Game: 12-31 38.7% Rebounds
FT % 1st Half: 1-1 100.0 2nd half: 9-13 69.2% Game: 10-14 71.4% 0

Florida 81 • 9-4, 1-0 SEC

#	Player	Total		3-Ptr	FT-FTA	Rebounds			PF	TP	A	TO	Blk	Stl	Min
		FG-FGA	FG-FGA			Off	Def	Tot							
25	Stone, Keith	f	2-9	0-1	2-2	3	3	6	4	6	1	1	3	1	28
13	Hayes, Kevarrus	c	2-2	0-0	3-4	1	4	5	4	7	2	1	4	0	24
04	Koulechov, Egor	g	5-13	2-4	10-10	0	8	8	0	22	0	1	0	1	34
05	Allen, KeVaughn	g	4-6	2-3	6-6	0	3	3	2	16	1	0	2	1	38
11	Chiozza, Chris	g	7-15	1-4	2-2	0	4	4	3	17	3	1	0	0	36
00	Okauru, Mike		0-3	0-2	0-0	0	2	2	1	0	0	0	0	0	6
03	Hudson, Jalen		2-5	2-4	2-4	0	2	2	0	8	0	0	1	0	14
21	Bassett, Dontay		0-0	0-0	0-0	1	0	1	0	0	0	0	0	1	4
24	Ballard, Deaundrae		1-1	1-1	2-2	2	1	3	1	5	0	1	0	0	16
Team						1	1	2							
Totals			23-54	8-19	27-30	8	28	36	15	81	7	5	10	4	200

FG % 1st Half: 14-31 45.2% 2nd half: 9-23 39.1% Game: 23-54 42.6% Deadball
3FG % 1st Half: 7-15 46.7% 2nd half: 1-4 25.0% Game: 8-19 42.1% Rebounds
FT % 1st Half: 5-5 100.0 2nd half: 22-25 88.0% Game: 27-30 90.0% 2

Officials: Tony Greene, Tony Henderson, Vladimir Voyard-Tadal
Technical fouls: Vanderbilt-None. Florida-None.
Attendance: 10274
VU#2 J.Toye fouls out at 7:35(2)

Score by periods			
	1st	2nd	Total
Vanderbilt	20	54	74
Florida	40	41	81

Points	In	Off	2nd	Fast	Bench
VU	24	3	7	2	15
UF	26	16	6	5	13

Last FG - VU 2nd-00:09, UF 2nd-00:43.
Largest lead - VU None, UF by 20 1st-00:04.
VU led for 00:00. UF led for 38:49. Game was tied for 01:11.

Score tied - 0 times.
Lead changed - 0 times.



2017-18 Roster

No.	Name	Pos.	Ht.	Wt.	Cl.-Yr	Hometown (Previous School)
0	Saben Lee	G	6-2	174	Fr. - 1st	Phoenix, Ariz. (Corona Del Sol)
1	Payton Willis	G	6-4	186	So. - 2nd	Fayetteville, Ark. (Fayetteville)
2	Joe Toye	G/F	6-7	206	Jr. - 3rd	Chicago, Ill. (Whitney Young)
3	Larry Austin, Jr.	G	6-2	182	R-Jr. - 4th	Springfield, Ill. (Xavier University/Lanphier)
4	Yanni Wetzell	F/C	6-10	235	R-So. - 3rd	Auckland, N.Z. (St. Mary's (Texas)/Westlake Boys)
5	Matthew Fisher-Davis	G	6-5	186	Sr. - 4th	Charlotte, N.C. (Butler)
10	Maxwell Evans	G	6-2	186	Fr. - 1st	Houston, Texas (Bellaire)
11	Jeff Roberson	F	6-6	220	Sr. - 4th	Houston, Texas (The Kinkaid School)
12	Djery Baptiste	C	6-10	235	R-So. - 3rd	Gonaives, Haiti (Prestonwood Christian (Texas))
13	Riley LaChance	G	6-2	185	Sr. - 4th	Brookfield, Wis. (Brookfield Central)
14	Isaiah Rice	G	5-11	189	Fr. - 1st	Indianapolis, Ind. (Park Tudor)
15	Clevon Brown	F	6-8	233	So. -2nd	San Antonio, Texas (Churchill)
32	Matt Ryan	F	6-8	209	R-So. - 3rd	Cortlandt Manor, N.Y. (Notre Dame/Iona Prep)
50	Ejike Obinna	F/C	6-10	234	Fr. - 1st	Enugu, Nigeria (Virginia Academy (Va.))

COACHING STAFF

Head Coach..... **Bryce Drew** (Valparaiso, 1998) - 2nd
 Associate Head Coach..... **Roger Powell** (Illinois, 2005) - 2nd
 Assistant Coach..... **Jake Diebler** (Valparaiso, 2009) - 2nd
 Assistant Coach..... **Casey Shaw** (Toledo, 1998) - 2nd
 Director of Scouting..... **Luke Simons** (Purdue, 2005) - 2nd
 Director of Operations..... **Matt Olinger** (Liberty, 2007) - 2nd
 Director of Recruiting/Player Personnel ... **Arte Culver** (Rice, 2006) - 1st

SUPPORT STAFF

Athletic Communications Dir. **Andy Boggs** (Florida State, 1998)
 Academic Support.... **Max-Maurice Martin** (South Carolina St, 1991)
 Athletic Trainer..... **Shannon Gordon** (Indiana State, 1992)
 Strength and Conditioning **Jeremy Anderson** (Liberty, 2011)

PRONUNCIATION GUIDE

Djery Baptiste..... **Jerry - Bap-TEEST**
 Clevon Brown..... **CLEE-von**
 Jake Diebler **DEEB-ler**
 Ejike Obinna **EEH-Je-KAY Oh-Bean-a**
 Jeff Roberson..... **ROE-ber-son**
 Joe Toye **TOY**

ROSTER BY CLASS

Seniors (3)

Matthew Fisher-DavisCharlotte, N.C.
Riley LaChanceBrookfield, Wisc.
Jeff RobersonHouston, Texas

Juniors (2)

Larry Austin, Jr.Springfield, Ill.
Joe ToyeChicago, Ill.

Sophomores (5)

Djery BaptisteGonaives, Haiti
Clevon BrownSan Antonio, Texas
Matt RyanCortlandt Manor, N.Y.
Yanni WetzellAuckland, N.Z.
Payton WillisFayetteville, Ark.

Freshman (4)

Maxwell EvansHouston, Texas
Saben LeePhoenix, Ariz.
Ejike ObinnaEnugu, Nigeria
Isaiah RiceIndianapolis, Ind.



MEMORIAL MAGIC - THE HOME TO VANDERBILT HOOPS SINCE 1952

HISTORIC MEMORIAL GYMNASIUM IN 66TH SEASON

Storied Memorial Gymnasium is in its 66th season as the host venue of Vanderbilt basketball. The SEC's most historic hoops setting has played host to more than 950 men's contests as well as the 1984 and 1991 SEC Tournaments and 40 men's and women's NCAA Tournament contests (since the early 1980s).

As the oldest gymnasium in the SEC, Memorial Gymnasium is renowned for its end zone benches, raised floor and unique atmosphere. It was dedicated in 1952 as a memorial to all Vanderbilt men and women who served in World War II. It was built by the late master architect Edwin Keeble, who was commissioned to build a combination gymnasium/concert hall.

.779	All-time winning percentage at Memorial Gym (788-223).
.886	Winning percentage against non-conference opponents since 1990 (212-27).
6	Undefeated seasons at home.

Winningest Coaches at Memorial Gymnasium

Coach	Yrs	Record
1. Kevin Stallings (2000-16)	17	226-65
2. Roy Skinner (1959, 1962-76)	16	181-41
3. Bob Polk (1948-58, 1960-61)	8	96-15
4. C.M. Newton (1982-89)	8	91-37
5. Jan van Breda Kolff (1994-99)	6	75-20
6. Eddie Fogler (1990-93)	4	54-12

Coach Drew at Memorial Gymnasium

	Yr	Record
Bryce Drew	2016-17	11-5
	2017-18	5-3

ANNUAL ATTENDANCE FIGURES

Year	All Games	Attendance	Average	NCAA Rank	SEC Games	SEC Attendance	Average
2017-18	8	66,311	8,289	-	-	-	-
2016-17	16	154,169	9,636	45	9	92,645	10,294
2015-16	16	178,167	11,135	36	9	107,318	11,924
2014-15	19	168,377	8,862	51	9	88,830	9,870
2013-14	16	152,539	9,534	45	9	92,455	10,273
2012-13	15	159,557	10,637	36	9	100,986	11,221
2011-12	18	246,561	13,698	18	8	112,368	14,046
2010-11	17	234,632	13,802	18	8	114,346	14,293
2009-10	16	217,965	13,623	21	8	113,539	14,192
2008-09	17	225,686	13,276	25	8	112,833	14,104
2007-08	19	254,954	13,418	22	8	113,713	14,214
2006-07	17	204,511	12,030	31	8	109,043	13,630
2005-06	16	195,159	12,197	24	8	108,258	13,532
2004-05^	19	191,678	10,088	43	8	105,357	13,170
2003-04	17	192,301	11,312	33	8	106,990	13,374
2002-03	16	153,123	9,570	46	8	96,906	12,113
2001-02	17	150,325	8,843	50	8	93,873	11,734
2000-01	19	186,468	9,814	45	8	102,055	12,757
1999-00*	18	197,770	10,987	30	8	106,741	13,343
1998-99	16	192,538	12,034	26	8	106,128	13,266
1997-98	16	213,974	13,373	21	8	117,819	14,727
1996-97	16	207,771	12,986	25	8	120,214	15,027
1995-96	18	226,354	12,575	28	8	112,996	14,125
1994-95	13	183,042	14,080	17	8	118,932	14,867
1993-94	16	223,997	14,000	15	8	121,345	15,168
1992-93	14	212,156	15,154	11	8	122,536	15,317
1991-92	17	210,585	12,387	29	8	115,104	14,388
1990-91	16	214,638	13,415	19	9	133,482	14,831
1989-90	19	259,992	13,684	18	9	136,136	15,126
1988-89	15	224,657	14,977	13	9	137,212	15,246
1987-88	16	223,747	13,984	14	9	138,393	15,377
1986-87	17	226,343	13,314	14	9	130,854	14,539
1985-86	15	200,806	13,387	14	9	128,059	14,229
1984-85	16	194,390	12,149	17	9	122,514	13,613
1983-84	18	249,292	13,850	10	9	135,546	15,050
1982-83	17	237,584	13,976	9	9	135,418	15,046
1981-82	14	202,225	14,445	9	9	131,699	14,633
1980-81	15	227,478	15,165	9	9	136,436	15,160
1979-80	15	228,029	15,202	5	9	138,754	15,417
1978-79	14	215,330	15,380	5	9	139,930	15,547
1977-78	14	207,375	14,813	5	9	134,232	14,915
1976-77	15	211,966	14,131	4	9	149,108	16,568
1975-76	13	180,901	13,915	-	9	135,375	15,042
1974-75	12	178,527	14,877	-	9	134,304	14,923
1973-74	12	182,728	15,227	-	9	140,252	15,584
1972-73	12	173,567	14,464	-	9	131,193	14,577
1971-72	12	156,778	13,065	-	9	120,172	13,352
1970-71	12	170,634	14,220	-	9	130,260	14,473
1969-70	12	176,763	14,730	-	9	135,745	14,861
1968-69	12	126,896	10,575	-	9	95,300	10,589
1967-68	12	129,722	10,810	-	9	96,274	10,697
1966-67	12	105,492	8,791	-	9	79,173	8,797
1965-66	12	106,022	8,835	-	9	62,368	8,910
1964-65	12	98,821	8,235	-	9	65,712	8,214
1963-64	12	84,827	7,069	-	6	35,684	5,947
1962-63	12	75,261	6,272	-	6	46,183	6,598
1961-62	13	73,640	5,665	-	8	47,357	5,920
1960-61	13	74,187	5,707	-	7	45,549	6,507
1959-60	14	76,199	5,443	-	8	46,064	5,758

^ First year capacity increased from 14,168 to 14,316; * First year capacity decreased from 15,311 to 14,168



VANDERBILT BASKETBALL QUICK HITTERS

- This is the 115th year of Vanderbilt basketball, with the first season taking place in 1900-01. There were no teams in 1904-05 and 1905-06.
- The Commodores have been named to 15 NCAA Tournaments and 12 NIT's. Vanderbilt advanced to the Elite 8 in 1965 (field of 23), and the Sweet 16 in 1988, 1993, 2004, and 2007. The Commodores captured the NIT Championship in 1990 and finished runner-up in 1994.
- The Commodores are a charter member of the SEC, with the 2017-18 season being the 85th year in the conference.
- Vanderbilt is the only private institution in the SEC with the lowest enrollment of any of the 14 schools (6,738).
- Vanderbilt's Perry Wallace became the first African-American scholarship basketball player in the SEC when he took the court in 1967.
- The Commodores have 47 career 1,000-point scorers, with Shan Foster (2004-08) the all-time leading scorer with 2,011 career points.
- Vanderbilt has had 12 All-Americans since 1950. They are: Billy Joe Adcock (1950), Clyde Lee (1965), Tom Hagan (1969), Jan van Breda Kolff (1974), Will Perdue (1988), Billy McCaffrey (1993), Dan Langhi (2000), Matt Freije (2004), Derrick Byars (2007), Shan Foster (2008), and John Jenkins (2011).
- Vanderbilt had two players selected in the 2016 NBA Draft - Wade Baldwin IV, Memphis, 17th pick and Damian Jones, Golden State 30th pick - one of only three schools with two or more players drafted in the first round. In all, 37 Vanderbilt players have been selected in the NBA Draft since 1950.
- The Commodores had three players drafted in the first 31 picks of the 2012 NBA Draft - John Jenkins, Atlanta, 23rd pick, Festus Ezeli, Golden State, 30th pick, Jeffery Taylor, Charlotte, 31st pick - the most by the Commodores in one draft.
- The Commodores ended a 61-year SEC Tournament drought in 2012 by claiming the tournament championship in New Orleans, the team's first SEC tournament championship since 1951.
- Kevin Stallings is the winningest coach in Vanderbilt history with 322 total victories (17 years, 322-220).
- All three of the university's top all-time scorers played for Kevin Stallings (Foster, Jeffery Taylor, Matt Freije). John Jenkins, who is 10th on the list, also played for him.
- Vanderbilt's intercollegiate athletics teams are nicknamed the Commodores, in honor of the nickname given to founder Cornelius Vanderbilt, who made his fortune in shipping. Vanderbilt donated \$1 million to begin "Central University" in 1875 - the campus was later renamed for Cornelius because of his generosity. Cornelius never stepped foot on the campus that bears his namesake.

SEC STANDINGS

2017-18 SEC STANDINGS (1/1)

	SEC	Pct.	All	Pct.
Alabama	1-0	1.000	9-4	.692
Arkansas	1-0	1.000	11-2	.846
Florida	1-0	1.000	9-4	.692
Kentucky	1-0	1.000	11-2	.846
Ole Miss	1-0	1.000	8-5	.615
Auburn	0-0	.000	12-1	.923
Miss. State	0-0	.000	12-1	.923
Missouri	0-0	.000	10-3	.769
LSU	0-0	.000	9-3	.750
Georgia	0-1	.000	9-3	.750
South Carolina	0-1	.000	9-4	.692
Tennessee	0-1	.000	9-3	.750
Texas A&M	0-1	.000	11-2	.846
Vanderbilt	0-1	.000	5-8	.385

SEC STATS

VU TEAM SEC RANKINGS (1/1)

Category	SEC	All
Scoring	T-5th (74.0)	14th (71.5)
Scoring Defense	12th (81.0)	8th (69.2)
Scoring Margin	13th (-7.0)	14th (+2.2)
FT%	4th (.714)	5th (.737)
FG%	5th (.419)	14th (.412)
FG% Defense	11th (.426)	12th (.423)
3FG%	5th (.387)	12th (.325)
3FG% Defense	13th (.421)	3rd (.313)
3FG Made	1st (12.0)	8th (8.5)
Rebound Margin	5th (+0.0)	9th (+3.2)
Blocks	T-7th (3.0)	12th (3.7)
Assists	T-4th (14.0)	14th (12.7)
Steals	10th (1.0)	13th (5.0)
Turnover Margin	11th (-4.0)	11th (-1.8)
Assist/TO Ratio	2nd (1.6)	11th (1.0)

VU INDIVIDUAL SEC RANKINGS (1/1)

Jeff Roberson	SEC	Total
Scoring	T-8th (18.0)	NA
Rebounding	T-10th (7.0)	T-3rd (8.2)
FG%	T-9th (.500)	NA
FT%	NA	3rd (.914)
Def. Rebounding	NA	T-1st (5.7)
Off. Rebounding	T-4th (4.0)	NA
3FG Made	T-5th (3.0)	NA
Minutes Played	9th (34.0)	T-5th (31.8)
Matthew Fisher-Davis	SEC	Total
Steals	NA	6th (1.4)
3FG Made	T-5th (3.0)	10th (2.3)
Riley LaChance	SEC	Total
3PT%	NA	6th (.444)
Assists	T-9th (3.0)	NA
FT%	T-1st (1.00)	NA
3FG%	T-9th (.500)	NA
Saben Lee	SEC	Total
Assists	T-9th (3.0)	NA
Payton Willis	SEC	Total
Assists	T-5th (4.0)	NA
FT%	T-1st (1.00)	NA
3FG%	1st (.750)	NA
3FG Made	T-5th (3.0)	NA
A/TO Ratio	T-1st (999.0)	NA

2016-17 ALL-SEC TEAMS

FIRST TEAM ALL-SEC

KeVaughn Allen, Florida
J.J. Frazier, Georgia
Yante Maten, Georgia
De'Aaron Fox, Kentucky
Malik Monk, Kentucky
Sebastian Saiz, Ole Miss
Sindarius Thornwell, South Carolina
Luke Kornet, Vanderbilt

SECOND TEAM ALL-SEC

Moses Kingsley, Arkansas
Kasey Hill, Florida
Bam Adebayo, Kentucky
Antonio Blakeney, LSU
Quinnndary Weatherspoon, Miss State
Robert Hubbs III, Tennessee
Tyler Davis, Texas A&M
Robert Williams, Texas A&M

ALL-FRESHMAN TEAM

Braxton Key, Alabama
Mustapha Heron, Auburn
Bam Adebayo, Kentucky
De'Aaron Fox, Kentucky
Malik Monk, Kentucky
Lamar Peters, Mississippi St.
Grant Williams, Tennessee
Robert Williams, Texas A&M

ALL-DEFENSIVE TEAM

Moses Kingsley, Arkansas
Kasey Hill, Florida
Sindarius Thornwell, South Carolina
Robert Williams, Texas A&M
Luke Kornet, Vanderbilt

COACH OF THE YEAR

Mike White, Florida

PLAYER OF THE YEAR

Sindarius Thornwell, South Carolina

SCHOLAR ATHLETE OF THE YEAR

Luke Kornet, Vanderbilt

FRESHMAN OF THE YEAR

Malik Monk, Kentucky

SIXTH MAN OF THE YEAR

Canyon Barry, Florida

DEFENSIVE PLAYER OF THE YEAR

Robert Williams, Texas A&M





THE LAST TIME...

VANDERBILT INDIVIDUALS

Scoring:

Scored 25 points – Riley LaChance (27), vs. Radford, 11/28/2017

Scored 30 points – Matthew Fisher-Davis (31), vs. USC, 11/19/2017

Scored 35 points – Billy McCaffrey (35), vs. Georgia, 2/24/1993

Scored 40 points – Shan Foster (42) vs. Mississippi State, 3/5/2008

Two Players Had 20 Points –

Luke Kornet (21), Nolan Cressler (20) vs. Iowa State, 1/28/2017

Three Players Had 20 Points – Derrick Byars (28), Shan Foster (21) and Ross Neltner (20) vs. Toledo, 12/2/2006

Scored 20 Points in Two Straight Games – Luke Kornet at Kentucky (21) 2/28/17, vs. Florida (24), 3/4/17

Scored 20 Points in Three Straight Games – Matthew Fisher-Davis at Dayton (25), 12/21/16, at LSU (23) 12/29/16, vs. Auburn (33), 1/4/2017

Scored 20 Points in Four Straight Games – John Jenkins vs. Monmouth (25), 11/25/11, vs. Xavier (20), 11/28/11, at Louisville (27), 12/2/2011, at Davidson (22), 12/7/2011

Scored 20 Points in Five Straight Games – Shan Foster vs. Georgia (29), 2/23/2008; vs. Tennessee (32), 2/26/2008; at Arkansas (22), 3/1/2008; vs. Mississippi State (42), 3/5/2008; at Alabama (21), 3/8/2008

Scored 20 Points in Six Straight Games – Shan Foster vs. Georgia (29), 2/23/2008; vs. Tennessee (32), 2/26/2008; at Arkansas (22), 3/1/2008; vs. Mississippi State (42), 3/5/2008; at Alabama (21), 3/8/2008; vs. Auburn (26), 3/13/2008

Five Players Scored in Double Figures – Jeff Roberson (18), Matthew Fisher-Davis (17), Saben Lee (13), Riley LaChance (11), Payton Willis (10) at Florida, 12/30/2017

Seven Players Scored in Double Figures – Damian Jones (10), Wade Baldwin IV (20), Riley LaChance (10), Nolan Cressler (14), Joe Toye (10), Matthew Fisher-Davis (12), Josh Henderson (11), vs. Detroit (12/2/15)

Four Players with 15 or more points – Jeff Roberson (19), Matthew Fisher-Davis (19), Riley LaChance (19), Luke Kornet (16) vs. Kentucky, 1/10/2017

Double-Doubles:

Double-Double – Jeff Roberson (17 points, 10 rebounds) vs. Houston Baptist, 12/20/2017

20-10 game – Jeff Roberson (20 points, 13 rebounds) vs. Seton Hall, 11/24/2017

30-10 game – Matthew Fisher-Davis (31 points, 11 rebounds) vs. USC, 11/19/2017

Back-to-back 20-10 games – Matt Freije vs. South Carolina (26 points, 11 rebounds)

1/28/04; vs. Kentucky (20 points, 11 rebounds) 1/31/04

Double-Double in Points and Rebounds – Jeff Roberson (17 points, 10 rebounds) vs. Houston Baptist, 12/20/2017

Double-Double in Points and Assists – Wade Baldwin IV (15 points, 10 assists) vs. Western Michigan, 12/30/2015

Double-Double in Points and Blocks – Luke Kornet (11 points, 10 blocks) vs. Auburn (1/12/2016)

Double-Double in Points and Steals – Never

Double-Double in Two Consecutive games

– Jeff Roberson (13 points, 10 rebounds) vs. Austin Peay, 11/10/17; (13 points, 10 rebounds) at Belmont (13 points, 12 rebounds)

Double-Double in three consecutive games – Jeff Roberson vs. Austin Peay (13 points, 10 rebounds) 11/10/2017; at Belmont (13 points, 12 rebounds) 11/10/2017; vs. UNC Asheville (17 points, 12 rebounds) 11/10/2017

Two players record double-double

– Damian Jones (24 points, 12 rebounds), Luke Kornet (10 points, 10 rebounds) vs. Trevecca, 11/16/2014

Triple-Doubles:

Triple-Double – Luke Kornet (11 points, 11 rebounds, 10 blocks) vs. Auburn, 1/12/16; Brad Tinsley (11 points, 10 rebounds, 10 assists) vs. Presbyterian, 11/12/2010

Field Goals:

Made 10 FG in a game – Damian Jones (10) at Saint Mary's, 3/18/2015

Made 11 FG in a game – Matthew Fisher-Davis (11) vs. Auburn, 1/4/2017

Made 12 FG in a game – Damian Jones (12) at Florida, 2/23/2016

Made 16 FG in a game – Shan Foster (16) vs. Mississippi State, 3/5/2008

Attempted 15 FG in a game – Matthew Fisher-Davis (15) vs. Northwestern, 3/16/2017

Attempted 16 FG in a game – Damian Jones (16) at Miss. State, 2/16/2016

Attempted 17 FG in a game – Matthew Fisher-Davis (17) at Florida, 12/30/2017

Attempted 18 FG in a game – Joe Toye (18) at Arizona State, 12/17/2017

Attempted 19 FG in a game – Rod Odom (19) vs. Missouri, 1/16/14

Attempted 20 FG in a game – Matthew Fisher-Davis (20), vs. Auburn, 1/4/2017

Three-Pointers:

Made 5 3-pointers in a game – Jeff Roberson (5) vs. Alcorn St., 12/22/2017

Made 6 3-pointers in a game – Matthew Fisher-Davis (6) vs. USC, 11/19/2017

Made 7 3-pointers in a game – Matthew Fisher-Davis (7) vs. Auburn, 1/4/2017

Made 8 3-pointers in a game – Shan Foster (8) vs. UMass, 1/5/2008

Made 9 3-pointers in a game – Shan Foster (9) vs. Mississippi State, 3/5/2008

Attempted 10 3-pointers in a game – Matthew Fisher-Davis (13) vs. USC, 11/19/2017

Attempted 15 3-pointers in a game – John Jenkins (16) vs. Oregon, 11/11/2011

Free Throws:

Made 10 FT in a game – Riley LaChance (10), vs. Radford, 11/28/2017

Made 12 FT in a game – Saben Lee (12) vs. Kansas St., 12/3/2017

Made 13 FT in a game – A.J. Ogilvy (13) vs. DePaul, 12/5/2009

Made 18 FT in a game – Matt Freije (18) vs. Indiana, 11/24/2003

Attempted 12 FT in a game – Wade Baldwin IV (13) at Tennessee, 1/20/16

Attempted 14 FT in a game – Wade Baldwin IV (14) vs. Florida, 1/26/2016

Attempted 15 FT in a game – Saben Lee (16) vs. Kansas St., 12/3/2017

Rebounds:

10 Rebounds in a game – Jeff Roberson (10), vs. Houston Baptist, 12/20/2017

15 Rebounds in a game – Jeff Roberson (16) vs. Minnesota, 12/3/16

10+ Rebounds in Three Consecutive Games – Jeff Roberson vs. Austin Peay (10) 11/10/2017; at Belmont (12) 11/10/2017; vs. UNC Asheville (12) 11/10/2017

Assists:

8 Assists – Payton Willis (8) vs. Santa Clara, 11/25/2016

9 Assists – Wade Baldwin IV (9) at Miss. State, 2/16/2016

10 Assists – Wade Baldwin IV (10) vs. Auburn, 1/12/16

11 Assists – Mario Moore (13) vs. Arkansas, 2/19/2005

12 Assists – Mario Moore (13) vs. Arkansas, 2/19/2005

13 Assists – Mario Moore (13) vs. Arkansas, 2/19/2005

14 Assists – Billy McCaffrey (14) vs. Kentucky, 1/13/1993

5+ Assists in Four Consecutive Games – Wade Baldwin IV (8) vs. Texas A&M, 2/4/16; (9) at Ole Miss, 2/6/16; (7) vs. Missouri, 2/10/16; (7) at Auburn, 2/13/16; (9) at Miss. St., 2/16/16; (7) vs. Georgia, 2/20/16

8+ Assists in Two Consecutive Games – Atiba Prater (9) at Georgia, 2/2/2000; (9) vs. Boston College, 2/6/2000

Blocks:

4 Blocked Shots – Luke Kornet (4) at Alabama, 1/7/17

5 Blocked Shots – Luke Kornet (5) vs. Texas A&M, 2/16/2017

6 Blocked Shots – Luke Kornet (6) at Texas A&M, 3/5/2016

7 Blocked Shots – Luke Kornet (7) at Tennessee, 2/22/2017

10 Blocked Shots – Luke Kornet (10) vs. Auburn, 1/12/16

Steals:

4 Steals – Matthew Fisher-Davis (4) vs. Alcorn St., 12/22/2017

5 Steals – Riley LaChance (5) vs. Penn, 12/22/2014

6 Steals – Dan Cage (6) vs. Furman, 11/28/2006

7 Steals – James Strong (8) vs. Morehead State, 11/24/1998

8 Steals – James Strong (8) vs. Morehead State, 11/24/1998

Minutes:

Played every minute – Rod Odom vs. Florida, 2/25/14

Played over 40 minutes – Jeff Roberson (42), Riley LaChance (414) vs. Florida (3/10/17)

All 5 starters played 40 minutes – Steve Tchiengang (40), Brad Tinsley (40), Lance Goulbourne (41), Jeffery Taylor (41), and John Jenkins (41), at Louisville, 12/2/2011

Fouls:

Technical Foul – Team, at Arizona State, 12/17/17

Fouled Out – Joe Toye, at Florida, 12/30/2017

Two Players Fouled Out – Riley LaChance, Djery Baptiste, vs. Kansas St., 12/3/2017

Three Players Fouled Out – Damian Jones, Jeff Roberson, Wade Baldwin IV at Ole Miss, 2/6/2016

TEAM

Started the game with Opponent Technical Foul – Furman bench, 12/22/2008

Scored 95 or more points – 102 vs. Detroit, 12/2/15 (W, 102-52)

Scored 100 or more points – 102 vs. Detroit, 12/2/2015 (W, 102-52)

Scored 100 or more points (SEC game) – 102 at Ole Miss, 2/16/2012 (W, 102-76)

Scored 110 or more points – 113 vs. Alabama A&M 12/30/1998 (W, 113-71)

Scored 110 or more points (SEC game) – 111 vs. Alabama 2/21/1972 (W, 111-91)

Scored 120 or more points – 130 vs. Ole Miss 12/22/1970 (W, 130-112)

Scored 120 or more points (SEC game) – 130 vs. Ole Miss 12/22/1970 (W, 130-112)

Scored 130 or more points – 130 vs. Ole Miss 12/22/1970 (W, 130-112)

Scored Less than 50 points – 42 vs. Virginia (42), 11/23/2017

Scored Less than 40 points – 38 at Tennessee (L, 76-38), 3/1/2014

Scored 20 or less points in half – 17 (1st half), vs. Virginia, 11/23/2017 (L, 42-68)

Scored 90+ points in three consecutive games – 95 vs. Bradley, 11/24/2007 (W, 95-86); 91 vs. South Alabama, 11/29/2007 (W, 91-88); vs. Georgia Tech, 12/1/2007 (W, 92-79)

Allowed 90 or more points – 95, vs. Marquette, 11/11/2016 (L, 95-71)

Allowed 100 or more points – 106, Kentucky, 3/5/2003 (L, 44-106)

Allowed Less than 50 points – 48, vs. Houston Baptist, 12/20/2017 (W, 81-48)

Allowed 40 or Less points – 31, at Mississippi State, 2/23/2013 (W, 72-31)

Shot 60% or better – .609 vs. Tenn. St., 11/23/14 (W, 78-46)

Shot 60% or better from three – .643 vs. Purdue, 12/13/14 (W, 81-71)

Shot over 67% FG – .679 vs. TSU, 12/19/2009 (W, 84-71)

Shot 50% or better – .533 vs. Alcorn St., 12/22/2017





THE LAST TIME...

Shot lower than 30% - .231 vs. Virginia 11/23/17 (L, 68-42)
Allowed 60% shooting - .612 at Florida, 2/21/2009 (L, 68-82)
Scored 100 points in two consecutive games - 111 vs. North Alabama 12/20/1980 (W, 111-79) and 111 vs. Memphis 12/23/1980 (W, 111-96)
Scored 100 points in three consecutive games - Never
Scored 100 points in Consecutive SEC games - 104 vs. LSU 2/19/1972 (W, 104-83) and 111 vs. Alabama 2/21/1972 (W, 111-91)
Won game by 70 points or more - 71 vs. Union (Tenn.) (W, 95-24), 1911-12
Won game by 60 points or more - 71 vs. Union (Tenn.) (W, 95-24), 1911-12
Won game by 50 points or more - 50 vs. Detroit (W, 102-52) 12/2/2015
Lost by 25 or More Points - vs. Virginia, 11/23/17 (L, 68-42)
Game decided by one point - vs. Arkansas, 1/24/2017 (L, 71-70)
Two consecutive games decided by one point - at South Carolina (L, 70-71) 1/7/1998 and Tennessee (W, 80-79) 1/10/1998
Three consecutive games decided by one point - Never
Shot 90% or Better from Free Throw Line (min. 10 att.) - 90.9% vs. Arkansas (20-22) 3/10/2017
Shot less than 50% from Free Throw Line - 46.9% vs. Morgan State (15-32) 11/23/13
Shot less than 20% from 3PT - .158 (3-19) vs. Wichita State 3/15/16 (L, 70-50)
Attempted 30 FT - 33 (23-33) vs. Kansas St., 12/3/2017
Attempted 35 FT - 39 (29-39) at Tennessee, 1/20/2016
Attempted 40 FT - 42 (29-42) vs. Florida, 2/3/2015
Attempted five or less FT - 3 at Texas A&M, 1/31/2017
Made 30 FT - 38, vs. Western Carolina, 12/16/14
Made 15 3FG - 16 vs. LSU, 12/29/2016
Won an Overtime Game - vs. Florida 3/10/17 (W, 72-62)
Lost an Overtime Game - Vs. USC 11/19/17 (L, 89-93)
Played Two Overtimes - vs. Yale 1/3/15 (W, 79-74)
Played Three Overtimes - at Ole Miss 2/17/1982 (L, 51-48)
Played Four Overtimes - at Ole Miss 2/17/1982 (L, 51-48)
Played consecutive games that went to overtime - vs. Xavier 11/28/2011 (L, 82-70) and at Louisville, 12/2/2011 (L, 62-60)
Had 20 Turnovers - 26 at Arkansas, 1/5/2016
Had 10 Blocks - 10, vs. Auburn, 1/12/2016

OPPONENT - INDIVIDUALS

Scoring:
Scored 25 points - Tra Holder (25) at Arizona State, 12/17/17
Scored 30 points - Jamal Murray (33) vs. Kentucky, 2/27/16
Scored 35 points - Jordan McLaughlin (35), USC, 11/19/2017
Scored 40 points - Morris Almond (44), Rice, 1/3/2007

Two Players Had 20 Points - Jordan McLaughlin (35), Chimezie Metu (23) USC, 11/19/2017
Five Players Scored in Double Figures
 Deandre Burnett (17), Terence Davis (17), Breein Tyree (11), Justas Furmanavicius (11), Sebastian Saiz (10), vs. Ole Miss, 2/4/2017
Six Players Scored in Double Figures - Bam Doyno (22), Dwayne Curtis (12), Todd Abernethy (11), Clarence Sanders (11), Polynice (10) and Williams (10), vs. Ole Miss, 1/27/2007
Four Players with 15 or more points - Erik Daniels (20), Marquis Estill (17), Kelenna Azubuike (16) and Gerald Fitch (15) vs. Kentucky, 3/5/2003

Double-Doubles:

Double-Double - Ed Polite, Jr. (16 points, 12 rebounds), vs. Radford, 11/28/2017
Triple-Double - Sam Muldrow (16 points, 14 rebounds and 10 blocks) at South Carolina, 1/8/2010
20-10 game - Dylan Windler (24 points, 11 rebounds), at Belmont, 11/13/2017
30-10 game - Ben Simmons (36 points, 14 rebounds), LSU, 1/2/2016

Double-Double in Points and Rebounds

- Ed Polite, Jr. (16 points, 12 rebounds), vs. Radford, 11/28/2017

Double-Double in Points and Assists

- Nick Calathes (15 points, 10 assists) at Florida, 1/27/2008

Two players record double-doubles

- Prince Ibeh (13 points, 11 rebounds), Kerwin Roach, Jr. (15 points, 11 rebounds), at Texas, 1/30/2016

Field Goals:

Made 10 FG in a game - Bryant McIntosh (10) vs. Northwestern, 3/16/2017
Made 11 FG in a game - Tyler Davis (11), vs. Texas A&M, 2/16/2017
Made 12 FG in a game - Desi Rodriguez (12) vs. Seton Hall, 11/24/2017
Made 13 FG in a game - Bobby Portis, at Arkansas (13), 1/10/15
Attempted 15 FG in a game - Egor Koulechov (15), at Florida, 12/30/2017
Attempted 16 FG in a game - Giddy Potts (16) vs. M. Tennessee, 12/6/2017
Attempted 17 FG in a game - Jaylen Barnford (17), vs. Arkansas, 3/11/2017
Attempted 18 FG in a game - Nick King (18) vs. M. Tennessee, 12/6/2017
Attempted 19 FG in a game - Jordan McLaughlin (12), vs. USC, 11/19/2017
Attempted 20 FG in a game - Desi Rodriguez (21) vs. Seton Hall, 11/24/2017
Attempted 25 FG in a game - Malik Monk (21) at Kentucky, 2/28/2017

Three-Pointers:

Made 5 3-pointers in a game - Jordan McLaughlin (5), vs. USC, 11/19/2017
Made 6 3-pointers in a game - Jamal Murray, vs. Kentucky (6), 2/27/16
Made 7 3-pointers in a game - Chandler Parsons (7) vs. Florida, 1/25/2009
Made 8 3-pointers in a game - Brian Sullivan (8) vs. Miami (OH), 1/2/2012

Attempted 10 3-pointers in a game - Jordan McLaughlin (11), vs. USC, 11/19/2017

Free Throws:

Made 10 FT in a game - Egor Koulechov (10), at Florida, 12/30/2017
Made 16 FT in a game - Ben Simmons (16), LSU, 1/2/2016
Made 17 FT in a game - Morris Almond (17) at Rice, 1/3/2007

Attempted 10 FT in a game - Egor Koulechov (10), at Florida, 12/30/2017

Attempted 13 FT in a game - Ian Dubose (13) vs. Houston Baptist, 12/20/2017

Attempted 14 FT in a game - Johnny O'Bryant III, (14) at LSU, 1/18/14

Attempted 15 FT in a game - Ben Simmons (19), LSU, 1/2/2016

Rebounds:

10 Rebounds in a game - Mickey Mitchell (13), at Arizona State, 12/17/17
15 Rebounds in a game - Sebastian Saiz (16), vs. Ole Miss, 2/4/2017
18 Rebounds in a game - Daniel Northern (18) vs. Tennessee Tech, 12/20/2008
19 Rebounds in a game - Omar Samhan (19) at St. Mary's, 11/20/2009
20 Rebounds in a game - Roy Rogers (20) at Alabama, 1/3/1996

Assists

8 Assists - Alex Caruso (8) at Texas A&M, 3/5/16
9 Assists - John Wall (9) at Kentucky, 1/30/2010
10 Assists - Alex Caruso (10) at Texas A&M, 1/31/2015
11 Assists - Dee Bost (11) vs. Mississippi State, 3/11/2011
12 Assists - G.G. Smith (12) vs. Georgia, 2/3/1999

Blocks:

4 Blocked Shots - Kevarrus Hayes (4), at Florida, 12/30/2017
5 Blocked Shots - Karl-Anthony Towns, (7), at Kentucky, 1/20/15
6 Blocked Shots - Reggie Lynch, (6), vs. Minnesota, 12/3/16
7 Blocked Shots - A.J. Hammons, (7), at Purdue, 12/22/15
8 Blocked Shots - Jarvis Varnado (9) vs. Mississippi State, 2/3/2010
10 Blocked Shots - Sam Muldrow (10) at South Carolina, 1/8/2011

Steals:

5 Steals - Devon Baukman (5) vs. Tennessee, 3/10/2016
6 Steals - Jajuan Johnson (6) vs. Marquette, 11/11/2016
7 Steals - Aaron Lucas (7) at South Carolina, 1/19/2002
8 Steals - Steve Wojciechowski (8) at Duke, 11/22/1996
Two players with 3 steals - Bobby Portis (4), Rashad Madden (3) at Arkansas, 1/10/15

Minutes:

Played every minute - Admon Gilder vs. Texas A&M, 2/16/2017

Played over 40 minutes - Devin Robinson (41), vs. Florida, 3/10/17

Fouls:

Technical Foul - Remy Martin, at Arizona State, 12/17/17
Fouled Out - Dean Wade, vs. Kansas St., 12/3/2017
Three Players Fouled Out - Donte' Williams, Nemanja Djuristic, John Florveus vs. Georgia, 1/14/2012

OPPONENT - TEAM

Scored 90 or more points at Memorial Gym - 90 vs. USC, 11/19/17 (USC 93, Vanderbilt 89)
Scored 100 or more points - 106 at Kentucky 3/5/2003 (L, 44-106)
Scored 110 or more points - 120 vs. Kentucky 2/7/1996 (L, 81-120)
Scored 120 or more points - 120 vs. Kentucky 2/7/1996 (L, 81-120)
Scored 130 or more points - Never
Scored Less than 50 points - 41 vs. Texas A&M, 3/9/17 (W, 66-41)
Scored Less than 40 points - 31 at Mississippi State, 2/23/2013 (W, 72-31)
Shot 50% or Better - .580 vs. Kansas St., 12/3/2017 (L, 79-84)
Shot 60% or Better - .612 at Florida (UF 82, VU 68), 2/21/2009
Shot 60% or Better from 3PT - .800 (12-15), vs. High Point, 12/6/2016
Shot less than 30% FG - .262 (16-61), vs. Houston Baptist, 12/20/2017 (W, 81-48)
Shot less than 15% from 3PT - .056 (1-18), vs. Houston Baptist, 12/20/2017 (W, 81-48)
Held Opponent Without a 3-Pointer - vs. Nebraska, 11/18/10 (W, 59-49)
Shot 90% or Better from Free Throw Line - 90.0, at Florida, 12/30/2017 (27-30)
Shot less than 50% from Free Throw Line - .467, vs. Minnesota, 12/3/2016 (L, 52-56)
Attempted 30 FT - 30 at Florida, 12/30/2017
Attempted 40 FT - 42 at Mississippi State, 2/12/2007
Attempted 45 or More FT - 49 at South Carolina, 1/28/2009
Attempted five or less FT - 1 vs. Miami (OH), 1/2/2012
Made 30 FT - 32, at South Carolina, 1/28/2009
Made 0 FT - Georgia, 1/14/2009
Made 12 3PT - 12, vs. High Point, 12/6/2016
Made 15 3PT - 15, vs. Florida, 1/25/2009
Attempted 30 or more 3PT - 41 vs. Belmont, 11/15/16
Had 20 Turnovers - 20 vs. MTSU, 12/21/2012





LARRY AUSTIN, JR.

3

R-Junior, Guard
6'2" 185 lbs.
Springfield, Ill.
Xavier University

SEASON HIGHS

Points: 13, vs. USC (11/19/17)
FG Made: 5, vs. USC (11/19/17)
FG Atts: 9, vs. USC (11/19/17)
3FG Made: 1, vs. Alcorn St. (12/22/17)
3FG Atts: 1, 3x, last vs. Alcorn St. (12/22/17)
FT Made: 3, vs. USC (11/19/17)
FT Atts: 7, vs. USC (11/19/17)
Rebounds: 4, vs. USC (11/19/17)
Assists: 6, vs. USC (11/19/17)
Turnovers: 2, vs. USC (11/19/17)
Blocks:
Steals: 1, vs. UNC Asheville (11/17/17)
Minutes: 32, vs. USC (11/19/17)

CAREER HIGHS

Points: 13, vs. USC (11/19/17)
FG Made: 6, Wright State (12/8/15)
FG Atts: 9, vs. USC (11/19/17)
3FG Made: 1, vs. Alcorn St. (12/22/17)
3FG Atts: 1, 4x, last vs. Alcorn St. (12/22/17)
FT Made: 4, at DePaul (1/30/16)
FT Atts: 7, vs. USC (11/19/17)
Rebounds: 6, vs. Wright State (12/8/15)
Assists: 4, 2x, last at DePaul (1/30/16)
Turnovers: 3, 2x, last vs. W. Kentucky (12/5/15)
Blocks:
Steals: 3, vs. Missouri (11/17/15)
Minutes: 32, vs. USC (11/19/17)

AUSTIN, JR. NOTEBOOK

- ✪ Scored career-high 13 points in overtime loss to USC.
- ✪ Transferred from Xavier in the spring of 2016; redshirted the 2016-17 season after transferring.
- ✪ Scored a career-high 12 points to go with five rebounds and four assists in 17 minutes at DePaul on Jan. 30 ... Averaged 9.8 minutes per game as the backup point guard ... Scored six points in 11 minutes at St. John's on Jan. 6 ... Contributed four points and three assists in 12 minutes vs. USC on Nov. 27.
- ✪ 2014 Class 3A unanimous First Team All-State selection by the Associated Press, Chicago Tribune and Chicago Sun-Times at Lanphier High School.
- ✪ Larry Austin, Jr...February 18, 1996...Son of Larry, Sr. and Christa Austin...Siblings are Terrian, Trinere, Tiera, Deandre, and Nick...Majoring in Sociology...Advice to youngsters: "Stay in School."

AUSTIN, JR. GAME-BY-GAME (JUNIOR)

Opponent	M	FG-A	3P-A	FT-A	Reb	PF	A	T	B	S	PTS
N10 Austin Peay*	20	1-4	0-1	0-2	3	1	2	1	0	0	2
N13 @Belmont*	10	1-2	0-0	0-0	1	0	0	0	0	0	2
N17 UNC Asheville	18	0-2	0-0	2-4	1	1	2	0	0	1	2
N19 USC	32	5-9	0-0	3-7	4	4	6	2	0	0	13
N23 vs. Virginia	21	2-6	0-0	1-2	5	2	0	1	0	1	5
N24 Seton Hall*	16	0-3	0-1	0-0	1	3	2	3	0	0	0
N28 Radford	4	0-1	0-0	0-0	0	1	0	0	0	0	0
D3 Kansas State	DNP										
D6 Middle Tennessee	DNP										
D17 @Arizona State	13	2-3	0-0	2-2	1	2	0	0	0	0	6
D20 Houston Baptist	14	0-1	0-1	1-2	4	3	2	1	0	0	1
D22 Alcorn State	15	2-4	1-1	0-0	2	2	2	0	0	0	5
D30 @Florida	7	0-1	0-0	0-0	0	0	1	1	0	0	0
J2 Alabama											
J6 @South Carolina											
J9 Tennessee											
J13 Kentucky											
J16 @Miss. State											
J20 LSU											
J23 @Tennessee											
J27 TCU											
J30 @Kentucky											
F3 @Auburn											
F7 Georgia											
F10 @Arkansas											
F14 Miss. State											
F17 Florida											
F20 @LSU											
F24 Texas A&M											
F27 Missouri											
M3 @Ole Miss											

Austin's Overall Statistics

Year	GP	GS	Min	Avg	FG	FGA	Pct	3FG	3FGA	Pct	FT	FTA	Pct	Off	Def	Tot	Avg	PF	FO	Ast	TO	Blk	Stl	Pts	Avg
2014-15*	26	1	111	4.3	7	14	.500	0	0	.000	3	4	.750	1	10	11	0.4	15	0	6	11	0	5	17	0.7
2015-16*	34	0	334	9.8	21	52	.404	0	1	.000	20	32	.625	8	30	38	1.1	40	0	39	26	0	19	62	1.8
2017-18	11	3	175	15.9	13	36	.361	1	4	.250	9	19	.474	6	16	22	2.0	19	0	17	9	0	2	36	3.3
TOTAL	71	4	620	8.7	41	102	.402	1	5	.200	32	55	.582	15	56	71	1.0	74	0	62	46	0	26	115	1.6

Austin's SEC Statistics

Year	GP	GS	Min	Avg	FG	FGA	Pct	3FG	3FGA	Pct	FT	FTA	Pct	Off	Def	Tot	Avg	PF	FO	Ast	TO	Blk	Stl	Pts	Avg
2017-18	1	0	7	7.0	0	1	.000	0	0	.000	0	0	.000	0	0	0	0.0	0	0	1	1	0	0	0	0.0
TOTAL	1	0	7	7.0	0	1	.000	0	0	.000	0	0	.000	0	0	0	0.0	0	0	1	1	0	0	0	0.0



DJERY BAPTISTE

12

R-Sophomore, Center
6'10" 235 lbs.
Gonaives, Haiti
Prestonwood Christian HS

SEASON HIGHS

Points: 13, vs. UNC Asheville (11/17/17)
FG Made: 5, vs. UNC Asheville (11/17/17)
FG Atts: 7, vs. M. Tennessee (12/6/17)
3FG Made:
3FG Atts:
FT Made: 5, vs. USC (11/19/17)
FT Atts: 6, vs. USC (11/19/17)
Rebounds: 9, vs. Kansas State (12/3/17)
Assists: 1, 3x, last vs. M. Tennessee (12/6/17)
Turnovers: 3, vs. Kansas State (12/3/17)
Blocks: 3, vs. M. Tennessee (12/6/17)
Steals: 2, vs. Austin Peay (11/10/17)
Minutes: 34, vs. USC (11/19/17)

CAREER HIGHS

Points: 13, vs. UNC Asheville (11/17/17)
FG Made: 5, vs. UNC Asheville (11/17/17)
FG Atts: 6, 2x, last vs. Kansas State (12/3/17)
3FG Made:
3FG Atts:
FT Made: 5, vs. USC (11/19/17)
FT Atts: 6, 2x, last vs. USC (11/19/17)
Rebounds: 9, vs. Kansas State (12/3/17)
Assists: 1, 4x, last vs. M. Tennessee (12/6/17)
Turnovers: 3, vs. Kansas State (12/3/17)
Blocks: 3, 2x, last vs. M. Tennessee (12/6/17)
Steals: 2, vs. Austin Peay (11/10/17)
Minutes: 34, vs. USC (11/19/17)

MISCELLANEOUS

BAPTISTE NOTEBOOK

- ✪ Tallied career highs in points (13), field goals made (5), then-rebounds (8), and minutes played (25) in win over UNC Asheville; played career-high 34 minutes vs. USC - scored nine points and had seven rebounds.
- ✪ Had career-high nine rebounds vs. Kansas State.
- ✪ Played in all 35 games and made one start in 2016-17. Averaged 1.8 points and 1.9 rebounds per game.
- ✪ Tied a career high with eight points in win over Miss. State.
- ✪ Made first career-start vs. Butler.
- ✪ Tallied career-high eight points and three rebounds vs. Belmont; had 7 points and 7 rebounds vs. Norfolk St.
- ✪ Redshirted the 2015-16 season.
- ✪ Signed with the Commodores in November of 2014...Chose the Commodores over UConn, SMU, Oregon, and USC, and was ranked the eighth-best player in the state of Texas according to ESPN.
- ✪ Originally from Haiti, Baptiste is one of the most physically impressive prospects in the 2015 class. He speaks four languages and hopes to one day be a diplomat in his native country.
- ✪ Attended the Prestonwood Christian Academy in Plano, Texas, where he averaged 10 points, 10 rebounds, three blocks, two assists, and one steal in his senior season...Helped lead his Lion teams to four consecutive state championships...Named his team's Defensive Player of the Year in his senior season.
- ✪ Djery Jean Baptiste...November 12, 1995...Son of Hebert Jean Baptiste and Wislonde Destin...Plans to major in Public Policy and Linguistics...Recipient of the Myer Family Men's Basketball Scholarship...Advice to youngsters: "Seek God."

BAPTISTE GAME-BY-GAME (SOPHOMORE)

Opponent	M	FG-A	3P-A	FT-A	Reb	PF	A	T	B	S	PTS
N10 Austin Peay*	12	1-1	0-0	0-0	4	4	1	2	0	2	2
N13 @Belmont*	13	0-2	0-0	1-2	4	4	0	2	1	0	1
N17 UNC Asheville	25	5-6	0-0	3-4	8	4	1	2	1	0	13
N19 USC	34	2-2	0-0	5-6	7	3	0	1	0	0	9
N23 vs. Virginia	20	1-1	0-0	3-4	6	1	1	0	0	0	3
N24 Seton Hall	15	0-1	0-0	2-2	2	5	0	2	0	0	2
N28 Radford*	31	3-5	0-0	2-3	3	0	0	0	1	0	8
D3 Kansas State*	25	2-6	0-0	1-2	9	5	0	3	2	1	5
D6 Middle Tennessee*	22	2-7	0-0	0-0	6	2	1	0	3	0	4
D17 @Arizona State	DNP										
D20 Houston Baptist	9	1-3	0-0	0-0	4	4	0	1	1	0	2
D22 Alcorn State	8	1-1	0-0	0-0	2	1	0	0	0	0	2
D30 @Florida	7	0-0	0-0	0-0	2	2	0	1	2	0	0
J2 Alabama											
J6 @South Carolina											
J9 Tennessee											
J13 Kentucky											
J16 @Miss. State											
J20 LSU											
J23 @Tennessee											
J27 TCU											
J30 @Kentucky											
F3 @Auburn											
F7 Georgia											
F10 @Arkansas											
F14 Miss. State											
F17 Florida											
F20 @LSU											
F24 Texas A&M											
F27 Missouri											
M3 @Ole Miss											

Baptiste's Overall Statistics at Vanderbilt

Year	GP	GS	Min	Avg	FG	FGA	Pct	3FG	3FGA	Pct	FT	FTA	Pct	Off	Def	Tot	Avg	PF	FO	Ast	TO	Blk	Stl	Pts	Avg
2016-17	35	1	275	7.9	25	48	.521	0	0	.000	13	20	.650	25	40	65	1.9	59	0	1	24	14	4	63	1.8
2017-18	12	5	221	18.4	18	35	.514	0	0	.000	17	23	.739	20	37	57	4.8	35	2	3	14	12	3	53	4.4
TOTAL	47	6	496	10.6	43	83	.518	0	0	.000	30	43	.698	45	77	122	2.6	94	2	4	38	26	7	116	2.5

Baptiste's SEC Statistics at Vanderbilt

Year	GP	GS	Min	Avg	FG	FGA	Pct	3FG	3FGA	Pct	FT	FTA	Pct	Off	Def	Tot	Avg	PF	FO	Ast	TO	Blk	Stl	Pts	Avg
2016-17	18	0	118	6.6	9	16	.563	0	0	.000	5	8	.625	11	18	29	1.6	28	0	0	9	5	2	23	1.3
2017-18	1	0	7	7.0	0	0	.000	0	0	.000	0	0	2.0	0	2	2	2.0	2	0	0	1	2	0	0	0.0
TOTAL	19	0	125	6.6	9	16	.563	0	0	.000	5	8	.625	11	20	31	1.6	30	0	0	10	7	2	23	1.2



CLEVON BROWN

15

Sophomore, Forward
6'8" 233 lbs.
San Antonio, Texas
Churchill HS

SEASON HIGHS

Points: 13, vs. Austin Peay (11/10/17)
FG Made: 6, vs. Austin Peay (11/10/17)
FG Atts: 11, vs. Austin Peay (11/10/17)
3FG Made: 1, 3x, last at Florida (12/30/17)
3FG Atts: 3, vs. Austin Peay (11/10/17)
FT Made: 2, vs. Alcorn St. (12/22/17)
FT Atts: 2, 3x, last vs. Alcorn St. (12/22/17)
Rebounds: 6, 2x, last at Florida (12/30/17)
Assists: 1, 2x, last vs. M. Tennessee (12/6/17)
Turnovers: 1, 2x, last vs. Radford (11/28/17)
Blocks: 3, 2x, last vs. Houston Baptist (12/20/17)
Steals: 2, vs. Austin Peay (11/10/17)
Minutes: 25, vs. Austin Peay (11/10/17)

CAREER HIGHS

Points: 13, vs. Austin Peay (11/10/17)
FG Made: 6, vs. Austin Peay (11/10/17)
FG Atts: 11, vs. Austin Peay (11/10/17)
3FG Made: 2, 2x, last at Missouri (2/11/17)
3FG Atts: 3, 2x, at Missouri (2/11/17)
FT Made: 2, 2x, last vs. Alcorn St. (12/22/17)
FT Atts: 4, vs. Texas A&M (2/16/17)
Rebounds: 6, 3x, last at Florida (12/30/17)
Assists: 1, 4x, last vs. M. Tennessee (12/6/17)
Turnovers: 3, vs. South Carolina (2/18/17)
Blocks: 3, 3x, last vs. Houston Baptist (12/20/17)
Steals: 2, vs. Austin Peay (11/10/17)
Minutes: 25, vs. Austin Peay (11/10/17)

MISCELLANEOUS

BROWN NOTEBOOK

- ✪ Made first career start against Seton Hall.
- ✪ Scored a career-high 13 points in win over Austin Peay. Also set new career bests in field goals made and steals, and tied a career high in rebounds and blocks.
- ✪ Played in 34 games and averaged 1.6 points and 1.5 rebounds per game as a freshman.
- ✪ Blocked career-high three shots vs. South Carolina.
- ✪ Had career-high eight points, six rebounds, and two blocks at Missouri.
- ✪ Tied a then-career high with six points at Texas A&M. Grabbed a career-high five rebounds against the Aggies.
- ✪ Signed with the Commodores in November of 2015.
- ✪ Made career debut vs. Marquette, scored five points against Golden Eagles; scored career-high six points vs. Norfolk State.
- ✪ Was ranked as the 9th-best player in the state of Texas by Texas Hoops, and the 126th-ranked player nationally by Rivals.com.
- ✪ Ranked as the 26th-ranked power forward in the country by Scout.com, he also received offers from Texas, Illinois, Notre Dame, and Auburn.

BROWN GAME-BY-GAME (SOPHOMORE)

Opponent	M	FG-A	3P-A	FT-A	Reb	PF	A	T	B	S	PTS
N10 Austin Peay	25	6-11	0-3	1-1	5	2	0	0	3	2	13
N13 @Belmont	11	0-2	0-2	0-1	1	1	0	0	0	0	0
N17 UNC Asheville	7	1-1	0-0	0-0	0	2	0	1	2	0	2
N19 USC	3	0-1	0-0	1-2	1	0	0	0	0	0	1
N23 vs. Virginia	12	1-3	1-2	0-0	2	1	1	0	0	0	5
N24 vs. Seton Hall*	11	1-3	0-2	0-0	0	1	0	1	1	0	2
N28 Radford	9	2-3	0-1	0-2	4	1	0	1	1	0	4
D3 Kansas State	13	1-2	1-2	0-0	2	2	0	1	1	0	3
D6 Middle Tennessee	13	3-4	0-1	0-1	4	3	1	0	0	1	6
D17 @Arizona State	9	2-4	0-0	1-2	2	2	0	1	0	0	5
D20 Houston Baptist	12	0-2	0-0	0-0	2	5	0	1	3	0	0
D22 Alcorn State	18	0-4	0-3	2-2	3	1	0	1	0	0	2
D30 @Florida	15	2-3	1-1	0-1	6	0	0	0	0	0	5
J2 Alabama											
J6 @South Carolina											
J9 Tennessee											
J13 Kentucky											
J16 @Miss. State											
J20 LSU											
J23 @Tennessee											
J27 TCU											
J30 @Kentucky											
F3 @Auburn											
F7 Georgia											
F10 @Arkansas											
F14 Miss. State											
F17 Florida											
F20 @LSU											
F24 Texas A&M											
F27 Missouri											
M3 @Ole Miss											

Brown's Overall Statistics at Vanderbilt

Year	GP	GS	Min	Avg	FG	FGA	Pct	3FG	3FGA	Pct	FT	FTA	Pct	Off	Def	Tot	Avg	PF	FO	Ast	TO	Blk	Stl	Pts	Avg
2016-17	34	0	258	7.6	20	51	.392	8	27	.296	7	12	.583	16	34	50	1.5	35	0	3	16	14	1	55	1.6
2017-18	13	1	158	12.2	19	43	.442	3	17	.176	5	12	.417	16	16	32	2.5	21	1	2	6	11	3	46	3.5
TOTAL	47	1	416	8.9	39	94	.415	11	44	.250	12	24	.500	32	50	82	1.7	56	1	5	22	25	4	101	2.1

Brown's SEC Statistics at Vanderbilt

Year	GP	GS	Min	Avg	FG	FGA	Pct	3FG	3FGA	Pct	FT	FTA	Pct	Off	Def	Tot	Avg	PF	FO	Ast	TO	Blk	Stl	Pts	Avg
2016-17	17	0	118	6.9	10	24	.417	3	12	.250	3	7	.429	8	15	23	1.4	17	0	2	7	9	0	26	1.5
2017-18	1	0	15	15.0	2	3	.667	1	1	1.000	0	1	.000	2	4	6	6.0	0	0	0	0	0	0	5	5.0
TOTAL	18	0	133	7.4	12	27	.444	4	13	.308	3	8	.375	10	19	29	1.6	17	0	2	7	9	0	31	1.7



MAXWELL EVANS

10

Freshman, Guard
6'2" 186 lbs.
Houston, Texas
Bellaire HS

SEASON HIGHS

Points: 14, vs. Houston Baptist (12/20/17)
FG Made: 6, vs. Houston Baptist (12/20/17)
FG Atts: 10, vs. Houston Baptist (12/20/17)
3FG Made: 2, vs. Houston Baptist (12/20/17)
3FG Atts: 5, vs. Houston Baptist (12/20/17)
FT Made: 1, vs. Kansas State (12/3/17)
FT Atts: 2, vs. Kansas State (12/3/17)
Rebounds: 4, vs. Virginia (11/23/17)
Assists: 2, 2x, last vs. Virginia (11/23/17)
Turnovers: 2, vs. Virginia (11/23/17)
Blocks:
Steals: 1, 2x, last vs. Virginia (11/23/17)
Minutes: 19, vs. Alcorn St. (12/22/17)

CAREER HIGHS

Points: 14, vs. Houston Baptist (12/20/17)
FG Made: 6, vs. Houston Baptist (12/20/17)
FG Atts: 10, vs. Houston Baptist (12/20/17)
3FG Made: 2, vs. Houston Baptist (12/20/17)
3FG Atts: 5, vs. Houston Baptist (12/20/17)
FT Made: 1, vs. Kansas State (12/3/17)
FT Atts: 2, vs. Kansas State (12/3/17)
Rebounds: 4, vs. Virginia (11/23/17)
Assists: 2, 2x, last vs. Virginia (11/23/17)
Turnovers: 2, vs. Virginia (11/23/17)
Blocks:
Steals: 1, 2x, last vs. Virginia (11/23/17)
Minutes: 19, vs. Alcorn St. (12/22/17)

MISCELLANEOUS

EVANS NOTEBOOK

- ✱ Scored career-high 14 points, all in the second half, against Houston Baptist.
- ✱ Made first start of his career vs. Seton Hall.
- ✱ 6'2 guard from Bellaire High School in Houston, Texas, was the number 16-ranked prospect in the state of Texas and 247sports.com ranked him as the 11th-ranked combo guard nationally at the end of his junior season.
- ✱ Chose the Commodores over Purdue, Northwestern, and Kansas State.
- ✱ Four-year starter and captain who averaged 32.7 points, 7.1 rebounds, 6.5 assists, 3.2 steals, and 2.0 blocks as a senior at Bellaire, where he played for coach Bruce Glover.
- ✱ Son of Carlis and Sharon...Is a triplet with sisters Megan and Maya, who each play volleyball at Tennessee State...Also has an older brother Denzel, who is a running back at the University of Kansas...Advice to young people: "Always work hard on what you want to achieve."

EVANS GAME-BY-GAME (FRESHMAN)

Opponent	M	FG-A	3P-A	FT-A	Reb	PF	A	T	B	S	PTS
N10 Austin Peay	15	2-4	1-2	0-0	2	1	0	1	0	0	5
N13 @Belmont	5	0-1	0-0	0-0	0	1	0	0	0	0	0
N17 UNC Asheville	5	0-0	0-0	0-0	0	1	2	0	0	0	0
N19 USC	2	0-0	0-0	0-0	0	1	0	1	0	1	0
N23 vs. Virginia	13	2-4	1-2	0-0	4	1	2	2	0	1	5
N24 vs. Seton Hall	16	1-5	0-2	0-0	2	0	0	0	0	0	2
N28 Radford	DNP										
D3 Kansas State	6	1-2	0-1	1-2	0	1	0	0	0	0	3
D6 Middle Tennessee	DNP										
D17 @Arizona State	4	0-1	0-1	0-0	1	0	0	0	0	0	0
D20 Houston Baptist	13	6-10	2-5	0-0	0	1	1	0	0	0	14
D22 Alcorn State	19	2-7	1-4	0-0	3	1	1	1	0	1	5
D30 @Florida	5	0-2	0-1	0-0	2	0	0	1	0	0	0
J2 Alabama											
J6 @South Carolina											
J9 Tennessee											
J13 Kentucky											
J16 @Miss. State											
J20 LSU											
J23 @Tennessee											
J27 TCU											
J30 @Kentucky											
F3 @Auburn											
F7 Georgia											
F10 @Arkansas											
F14 Miss. State											
F17 Florida											
F20 @LSU											
F24 Texas A&M											
F27 Missouri											
M3 @Ole Miss											

Evans' Overall Statistics at Vanderbilt

Year	GP	GS	Min	Avg	FG	FGA	Pct	3FG	3FGA	Pct	FT	FTA	Pct	Off	Def	Tot	Avg	PF	FO	Asst	TO	Blk	Stl	Pts	Avg
2017-18	11	1	103	9.4	14	37	.378	5	19	.263	1	2	.500	2	12	14	1.3	8	0	6	6	0	3	34	3.1
TOTAL	11	1	103	9.4	14	37	.378	5	19	.263	1	2	.500	2	12	14	1.3	8	0	6	6	0	3	34	3.1

Evans' SEC Statistics at Vanderbilt

Year	GP	GS	Min	Avg	FG	FGA	Pct	3FG	3FGA	Pct	FT	FTA	Pct	Off	Def	Tot	Avg	PF	FO	Asst	TO	Blk	Stl	Pts	Avg
2017-18	1	0	5	5.0	0	2	.000	0	1	.000	0	0	.000	0	2	2	2.0	0	0	0	1	0	0	0	0.0
TOTAL	1	0	5	5.0	0	2	.000	0	1	.000	0	0	.000	0	2	2	2.0	0	0	0	1	0	0	0	0.0



MATTHEW FISHER-DAVIS

5

Junior, Guard
6'5" 185 lbs.
Charlotte, N.C.
Butler HS

SEASON HIGHS

Points: 31, vs. USC (11/19/17)
FG Made: 9, vs. USC (11/19/17)
FG Atts: 18, vs. USC (11/19/17)
3FG Made: 6, vs. USC (11/19/17)
3FG Atts: 13, vs. USC (11/19/17)
FT Made: 7, vs. USC (11/19/17)
FT Atts: 8, vs. USC (11/19/17)
Rebounds: 11, vs. USC (11/19/17)
Assists: 4, vs. Alcorn St. (12/22/17)
Turnovers: 3, 2x, last vs. Houston Baptist (12/20/17)
Blocks: 1, 4x, last at Florida (12/30/17)
Steals: 4, vs. Alcorn St. (12/22/17)
Minutes: 38, vs. USC (11/19/17)

CAREER HIGHS

Points: 33, vs. Auburn (1/4/17)
FG Made: 11, vs. Auburn (1/4/17)
FG Atts: 20, vs. Auburn (1/4/17)
3FG Made: 7, vs. Auburn (1/4/17)
3FG Atts: 14, vs. Auburn (1/4/17)
FT Made: 9, 3x, last vs. Kentucky (1/10/17)
FT Atts: 12, at LSU (12/29/16)
Rebounds: 11, 2x, last vs. USC (11/19/17)
Assists: 7, vs. Dayton (12/9/15)
Turnovers: 5, at Stanford (3/24/15)
Blocks: 4, vs. S. Dakota St. (3/20/15)
Steals: 4, vs. Alcorn St. (12/22/17)
Minutes: 41, at Arkansas (1/5/16)

MISCELLANEOUS

	2017-18	Career
Double-Digit Pts.	7	59
3+ Threes	5	50
Double-Double	1	2

FISHER-DAVIS NOTEBOOK

- ✪ Had season-high four assists and career-high four steals vs. Alcorn State.
- ✪ Tallied team-high 19 points in win over Houston Baptist.
- ✪ Scored 31 points and added 11 rebounds vs. USC, first 30-10 game for Commodores since A.J. Ogilvy (33 points, 10 rebounds at LSU, 3/4/09). It marked the 2nd 30+ game of his career.
- ✪ Played in 34 games and started 22 as a junior...Led the team in scoring with 13.9 points per game, Fisher-Davis finished sixth in 3FG% in all games (37.2%) and second in threes made (2.5).
- ✪ Scored 20 or more points in nine career games, and scored in double figures in 24 games in 2016-17.
- ✪ Eclipsed the 1,000-point barrier in his career against Arkansas - became 47th VU player to do so.
- ✪ Tallied a career-high 33 points vs. Auburn - made seven threes, first Commodore to make seven three's in a game since John Jenkins made seven against Lafayette on December 21, 2011.
- ✪ Started 28 games and played in 32 contests in 2015-16. Scored in double figures in 17 games in 2015-16. Made three or more threes in 17 games.
- ✪ Finished the season first in the SEC in three-point field goal percentage at 44.6% as a sophomore.
- ✪ Finished 2014-15 as the SEC's freshman leader in three-pointers made (2.1, 6th in conference) and was second in three-point percentage in all games (.401). In league games only, Fisher-Davis was fifth in threes made (2.2) and fourth in three-point percentage (.402).
- ✪ Scored a career-high 18 points at Stanford in NIT Quarterfinals on a career-high six made threes.
- ✪ 6'5" guard considered one of best shooters in 2014 class...Shot 67.5% from the floor, 49.1% from three, and 96% from the free throw line in his senior season at Butler HS.
- ✪ Averaged 22 points, 13 rebounds, five assists, two steals and two blocks per game as a senior, and was named the SW4A Player of the Year and as a member of the Charlotte Observer's All-Observer team.

FISHER-DAVIS GAME-BY-GAME (SENIOR)

Opponent	M	FG-A	3P-A	FT-A	Reb	PF	A	T	B	S	PTS
N10 Austin Peay	DNP										
N13 @Belmont*	22	0-6	0-3	6-6	4	3	0	0	0	2	6
N17 UNC Asheville*	33	5-13	2-8	5-5	4	2	1	2	0	1	17
N19 USC*	38	9-18	6-13	7-8	11	4	1	1	0	2	31
N23 vs. Virginia*	24	3-9	2-4	3-6	3	4	1	0	0	0	11
N24 vs. Seton Hall	24	2-9	0-5	0-0	8	3	0	1	0	2	4
N28 Radford	29	3-11	1-9	0-0	6	4	3	2	0	1	7
D3 Kansas State	24	1-6	1-4	0-0	2	2	1	3	0	0	3
D6 Middle Tennessee	33	5-9	5-8	2-3	7	2	0	1	1	0	17
D17 @Arizona State*	33	1-10	0-8	0-0	8	3	3	2	1	3	2
D20 Houston Baptist*	26	6-10	5-9	2-2	5	2	3	3	1	2	19
D22 Alcorn State*	23	6-12	3-8	0-0	2	2	4	0	1	4	15
D30 @Florida*	33	7-17	3-9	0-0	4	2	1	0	1	0	17
J2 Alabama											
J6 @South Carolina											
J9 Tennessee											
J13 Kentucky											
J16 @Miss. State											
J20 LSU											
J23 @Tennessee											
J27 TCU											
J30 @Kentucky											
F3 @Auburn											
F7 Georgia											
F10 @Arkansas											
F14 Miss. State											
F17 Florida											
F20 @LSU											
F24 Texas A&M											
F27 Missouri											
M3 @Ole Miss											

Fisher-Davis' Overall Statistics at Vanderbilt

Year	GP	GS	Min	Avg	FG	FGA	Pct	3FG	3FGA	Pct	FT	FTA	Pct	Off	Def	Tot	Avg	PF	FO	Ast	TO	Blk	Stl	Pts	Avg
2014-15	34	11	777	22.9	80	228	.351	71	177	.401	15	21	.714	16	63	79	2.3	55	0	46	31	16	13	246	7.2
2015-16	32	28	877	27.4	102	236	.432	79	177	.446	27	36	.750	12	103	115	3.6	50	1	36	27	9	15	310	9.7
2016-17	34	22	947	27.9	145	359	.404	84	226	.372	98	121	.810	11	98	109	3.2	70	3	35	52	8	21	472	13.9
2017-18	12	8	342	28.5	48	130	.369	28	88	.318	25	30	.833	11	53	64	5.3	33	0	18	15	5	17	149	12.4
TOTAL	112	69	2943	26.3	375	953	.393	262	668	.392	165	208	.793	50	317	367	3.3	208	4	135	125	38	66	1177	10.5

Fisher-Davis' SEC Statistics at Vanderbilt

Year	GP	GS	Min	Avg	FG	FGA	Pct	3FG	3FGA	Pct	FT	FTA	Pct	Off	Def	Tot	Avg	PF	FO	Ast	TO	Blk	Stl	Pts	Avg
2014-15	18	7	429	23.8	45	127	.354	39	97	.402	7	11	.636	9	36	45	2.5	27	0	26	17	7	7	136	7.6
2015-16	17	14	491	28.9	57	130	.438	44	101	.436	18	24	.750	5	48	53	3.1	26	1	21	15	4	7	176	10.4
2016-17	17	9	454	26.7	67	174	.385	38	113	.336	45	60	.750	4	52	56	3.3	40	2	16	25	3	9	217	12.8
2017-18	1	1	33	33.0	7	17	.412	3	9	.333	0	0	.000	1	3	4	4.0	2	0	1	0	1	0	17	17.0
TOTAL	53	31	1407	26.5	176	448	.393	124	320	.388	70	95	.737	19	139	158	3.0	95	3	64	57	15	23	546	10.3



RILEY LACHANCE

13

Senior, Guard
6'2" 185 lbs.
Brookfield, Wis.
Brookfield HS

SEASON HIGHS

Points: 27, vs. Radford (11/28/17)
FG Made: 7, 2x, last vs. Radford (11/28/17)
FG Atts: 14, vs. USC (11/19/17)
3FG Made: 4, 3x, last vs. Alcorn St. (12/22/17)
3FG Atts: 7, vs. UNC Asheville (11/17/17)
FT Made: 10, vs. Radford (11/28/17)
FT Atts: 10, vs. Radford (11/28/17)
Rebounds: 5, vs. Radford (11/28/17)
Assists: 5, 2x, last vs. Houston Baptist (12/20/17)
Turnovers: 2, vs. UNC Asheville (11/17/17)
Blocks:
Steals: 1, 3x, last vs. Alcorn St. (12/22/17)
Minutes: 41, vs. USC (11/19/17)

CAREER HIGHS

Points: 27, vs. Radford (11/28/17)
FG Made: 9, vs. Purdue (12/13/14)
FG Atts: 18, at Florida (2/18/15)
3FG Made: 5, 4x, last vs. Santa Clara (11/25/16)
3FG Atts: 9, 2x, last at Ole Miss (3/7/15)
FT Made: 10, vs. Radford (11/28/17)
FT Atts: 10, vs. Radford (11/28/17)
Rebounds: 9, vs. Missouri (2/21/15)
Assists: 8, at Ole Miss (3/7/15)
Turnovers: 5, vs. Florida (2/3/15)
Blocks: 1, 2x, last vs. Stony Brook (11/19/15)
Steals: 5, vs. Penn (12/22/14)
Minutes: 42, 2x, last vs. Tennessee (2/11/15)

MISCELLANEOUS

	2017-18	Career
Double-Digit Pts.	8	63
20+ Point games	1	5

LACHANCE NOTEBOOK

- ✪ 13-for-23 from field in last three games, including 9-16 from three.
- ✪ Scored a career-high 27 points against Radford - was 7-11 from floor and 10-10 from free throw line.
- ✪ Played and started in all 35 games in his junior season. Averaged 10.5 points, 3.9 assists, and 3.3 rebounds.
- ✪ Shot 48.6% from three in his junior season and was third in the SEC in assist-to-turnover ratio (2.0) and seventh in the league in assists (3.9). His three-point FG% in 2016-17 ranks third all-time in a single season.
- ✪ Became 46th player in VU history with 1,000 points against Florida; also named to 2017 SEC Tournament All-Tournament team.
- ✪ Played in 33 games and started 19 in 2015-16. Averaged 6.9 points and 2.4 rebounds per game.
- ✪ Scored double figures in 11 games in 2015-16, including a season-high 18 points vs. Alabama while tying a career-best with five threes.
- ✪ Named to preseason All-SEC 2nd Team by league coaches in 2015.
- ✪ Named to the SEC All-Freshman team in 2015; SEC freshman leader in points scored in all games and second in threes made.
- ✪ Third on Vanderbilt's single-season freshman scoring list with 429 points - one of only four Vanderbilt freshmen to ever eclipse 400-point barrier.
- ✪ Seventh in threes made (2.1) and eighth in minutes (33.3) as a freshman. Second amongst freshmen in SEC in threes made behind teammate Matthew Fisher-Davis in 2014-15.
- ✪ Captured four SEC Freshmen of the Week honors in 2014-15, which set a program record.
- ✪ Scored in double figures in 24 games in 2014-15, scored 20 or more points in three contests.
- ✪ Ended freshman season with 102 assists, third on the freshman single-season list.
- ✪ Scored a career-high 26 points in win over Purdue and 26 vs. Western Carolina.
- ✪ Left Brookfield Central High School as the school's all-time leading scorer (1,643 points). Also Brookfield's single-season scoring leader with 543 points, and the all-time leader in steals with 188.
- ✪ Major is Human and Organizational Development.

LACHANCE GAME-BY-GAME (SENIOR)

Opponent	M	FG-A	3P-A	FT-A	Reb	PF	A	T	B	S	PTS
N10 Austin Peay*	28	4-10	3-6	2-2	3	1	2	0	0	0	13
N13 @Belmont*	32	4-9	1-5	1-2	1	1	2	0	0	0	10
N17 UNC Asheville*	32	6-10	4-7	1-2	2	0	4	2	0	1	17
N19 USC*	41	7-14	4-5	1-1	2	1	4	1	0	0	19
N23 vs. Virginia*	22	0-3	0-1	0-0	1	1	0	0	0	0	0
N24 vs. Seton Hall*	28	2-9	2-6	0-0	2	1	1	1	0	0	6
N28 Radford*	37	7-11	3-5	10-10	5	1	4	1	0	0	27
D3 Kansas State*	25	4-9	1-5	0-0	4	5	2	1	0	0	9
D6 Middle Tennessee*	36	3-10	0-6	3-3	5	3	5	1	0	0	9
D17 @Arizona State*	27	1-8	1-4	0-0	3	0	0	0	0	0	3
D20 Houston Baptist*	25	4-6	3-4	0-0	4	0	5	1	0	1	11
D22 Alcorn State*	21	6-8	4-5	0-0	1	1	4	0	0	1	16
D30 @Florida*	26	3-5	2-4	3-3	4	4	3	2	0	1	11
J2 Alabama											
J6 @South Carolina											
J9 Tennessee											
J13 Kentucky											
J16 @Miss. State											
J20 LSU											
J23 @Tennessee											
J27 TCU											
J30 @Kentucky											
F3 @Auburn											
F7 Georgia											
F10 @Arkansas											
F14 Miss. State											
F17 Florida											
F20 @LSU											
F24 Texas A&M											
F27 Missouri											
M3 @Ole Miss											

LaChance's Overall Statistics at Vanderbilt

Year	GP	GS	Min	Avg	FG	FGA	Pct	3FG	3FGA	Pct	FT	FTA	Pct	Off	Def	Tot	Avg	PF	FO	Ast	TO	Blk	Stl	Pts	Avg
2014-15	35	35	1166	33.3	147	337	.436	66	173	.382	69	79	.873	10	100	110	3.1	46	0	102	47	1	25	429	12.3
2015-16	33	19	820	24.8	80	226	.354	43	119	.361	26	34	.765	11	69	80	2.4	61	1	81	44	1	20	229	6.9
2016-17	35	35	1090	31.1	115	247	.466	70	144	.486	68	78	.872	7	109	116	3.3	73	2	137	67	1	21	368	10.5
2017-18	13	12	380	29.2	51	112	.455	28	63	.444	21	23	.913	5	32	37	2.8	22	1	33	9	0	6	151	11.6
TOTAL	116	101	3456	29.8	393	922	.426	207	499	.415	184	214	.860	33	310	343	3.0	202	4	353	167	3	72	1177	10.1

LaChance's SEC Statistics at Vanderbilt

Year	GP	GS	Min	Avg	FG	FGA	Pct	3FG	3FGA	Pct	FT	FTA	Pct	Off	Def	Tot	Avg	PF	FO	Ast	TO	Blk	Stl	Pts	Avg
2014-15	18	18	622	34.6	73	177	.412	35	91	.385	38	45	.844	6	56	62	3.4	27	0	54	29	0	10	219	12.2
2015-16	18	7	417	23.2	35	115	.304	22	64	.344	16	23	.696	6	40	46	2.6	31	1	36	27	0	13	108	6.0
2016-17	18	18	572	31.8	63	140	.450	35	79	.443	40	47	.851	2	60	62	3.4	35	2	69	37	0	10	201	11.2
2017-18	1	1	26	26.0	3	5	.600	2	4	.500	3	3	1.000	0	4	4	4.0	4	0	3	2	0	1	11	11.0
TOTAL	55	44	1637	29.8	174	437	.398	94	238	.395	97	118	.822	14	160	174	3.2	97	3	162	95	0	34	539	9.8



SABEN LEE

O

Freshman, Guard
6'2" 174 lbs.
Phoenix, Ariz.
Corona Del Sol HS

SEASON HIGHS

Points: 24, vs. Arizona State (12/17/17)
FG Made: 9, vs. Arizona State (12/17/17)
FG Atts: 14, vs. Arizona State (12/17/17)
3FG Made: 1, 3x, last vs. Arizona State (12/17/17)
3FG Atts: 6, vs. Austin Peay (11/10/17)
FT Made: 12, vs. Kansas St. (12/3/17)
FT Atts: 17, vs. Kansas St. (12/3/17)
Rebounds: 8, at Belmont (11/13/17)
Assists: 7, vs. Austin Peay (11/10/17)
Turnovers: 4, at Belmont (11/13/17)
Blocks: 1, 2x, last vs. Houston Baptist (12/20/17)
Steals: 4, vs. Arizona State (12/17/17)
Minutes: 38, vs. Arizona State (12/17/17)

CAREER HIGHS

Points: 24, vs. Arizona State (12/17/17)
FG Made: 9, vs. Arizona State (12/17/17)
FG Atts: 14, vs. Arizona State (12/17/17)
3FG Made: 1, 3x, last vs. Arizona State (12/17/17)
3FG Atts: 6, vs. Austin Peay (11/10/17)
FT Made: 12, vs. Kansas St. (12/3/17)
FT Atts: 17, vs. Kansas St. (12/3/17)
Rebounds: 8, at Belmont (11/13/17)
Assists: 7, vs. Austin Peay (11/10/17)
Turnovers: 4, at Belmont (11/13/17)
Blocks: 1, 2x, last vs. Houston Baptist (12/20/17)
Steals: 4, vs. Arizona State (12/17/17)
Minutes: 38, vs. Arizona State (12/17/17)

MISCELLANEOUS

LEE NOTEBOOK

- ✪ Tallied double figures in five games this year; leads team in assists.
- ✪ Scored new career-high 24 points at Arizona State.
- ✪ Tied career high with 19 points vs. Kansas State - finished 12-17 from free-throw line. Last Commodore to make 12 free throws in a game was Luke Kornet vs. Belmont on 11/15/2016.
- ✪ Had career-high 19-point performance at Belmont. Also added eight rebounds and two assists.
- ✪ Posted six points and seven assists in Commodore debut vs. Austin Peay.
- ✪ 6'2 guard from Tempe, Ariz., who attended Corona Del Sol High School. Lee chose the Commodores over Louisville, Stanford, Florida State, and Nebraska.
- ✪ Averaged 22 points, five rebounds, four assists, three blocks, and three steals in his senior season at Corona Del Sol...First-team All-State selection as a junior and senior...Was a four-star prospect and the number 92-ranked player by Scout.com and the number 17 point guard by 247sports.com.
- ✪ Saben Anthonia Lee...June 23, 1999...Son of Anthony Lee and Lisa Austin and Natalie and Morris Williams...Has one sister Aubry...Plans to major in Mechanical Engineering...Advice to young people: "Have fun because at the next level it's all business."

LEE'S GAME-BY-GAME (FRESHMAN)

Opponent	M	FG-A	3P-A	FT-A	Reb	PF	A	T	B	S	PTS
N10 Austin Peay	20	2-6	0-2	2-3	0	0	7	3	0	2	6
N13 @Belmont	25	5-9	1-4	8-11	8	4	2	4	0	1	19
N17 UNC Asheville*	22	3-9	0-1	2-2	1	2	5	3	0	0	8
N19 USC*	13	1-1	0-0	0-0	1	0	1	2	0	0	2
N23 vs. Virginia*	20	0-7	0-2	0-0	1	0	0	1	1	1	0
N24 vs. Seton Hall	26	3-10	1-2	1-1	1	2	4	0	0	0	8
N28 Radford	11	0-3	0-2	1-2	2	0	1	0	0	0	1
D3 Kansas State*	33	3-6	1-3	12-17	2	3	5	3	0	1	19
D6 Middle Tennessee*	26	2-6	0-2	1-2	0	2	3	1	0	1	5
D17 @Arizona State*	38	9-14	1-4	5-9	5	3	6	2	0	4	24
D20 Houston Baptist*	20	1-6	0-2	1-1	4	3	5	3	1	1	3
D22 Alcorn State*	21	3-5	0-1	4-4	2	2	4	0	0	3	10
D30 @Florida*	24	4-9	0-2	5-5	3	3	3	2	0	0	13
J2 Alabama											
J6 @South Carolina											
J9 Tennessee											
J13 Kentucky											
J16 @Miss. State											
J20 LSU											
J23 @Tennessee											
J27 TCU											
J30 @Kentucky											
F3 @Auburn											
F7 Georgia											
F10 @Arkansas											
F14 Miss. State											
F17 Florida											
F20 @LSU											
F24 Texas A&M											
F27 Missouri											
M3 @Ole Miss											

Lee's Overall Statistics at Vanderbilt

Year	GP	GS	Min	Avg	FG	FGA	Pct	3FG	3FGA	Pct	FT	FTA	Pct	Off	Def	Tot	Avg	PF	FO	Ast	TO	Blk	Stl	Pts	Avg
2017-18	13	10	299	23.0	36	91	.396	4	27	.148	42	57	.737	8	22	30	2.3	24	0	46	24	4	12	118	9.1
TOTAL	13	10	299	23.0	36	91	.396	4	27	.148	42	57	.737	8	22	30	2.3	24	0	46	24	4	12	118	9.1

Lee's SEC Statistics at Vanderbilt

Year	GP	GS	Min	Avg	FG	FGA	Pct	3FG	3FGA	Pct	FT	FTA	Pct	Off	Def	Tot	Avg	PF	FO	Ast	TO	Blk	Stl	Pts	Avg
2017-18	1	1	24	24.0	4	9	.444	0	2	.000	5	5	1.000	0	3	3	3.0	3	0	3	2	0	0	13	13.0
TOTAL	1	1	24	24.0	4	9	.444	0	2	.000	5	5	1.000	0	3	3	3.0	3	0	3	2	0	0	13	13.0



EJIKE OBINNA

50

Freshman, Center
6'10" 234 lbs.
Enugu, Nigeria
Virginia Academy (Va.)

SEASON HIGHS

Points: 9, vs. Seton Hall (11/24/17)
FG Made: 3, vs. Seton Hall (11/24/17)
FG Atts: 3, vs. Seton Hall (11/24/17)
3FG Made:
3FG Atts:
FT Made: 3, 2x, last vs. Seton Hall (11/24/17)
FT Atts: 5, vs. Seton Hall (11/24/17)
Rebounds: 7, vs. Virginia (11/23/17)
Assists:
Turnovers: 2, vs. UNC Asheville (11/17/17)
Blocks: 1, vs. Seton Hall (11/24/17)
Steals:
Minutes: 20, 2x, last vs. Seton Hall (11/24/17)

CAREER HIGHS

Points: 9, vs. Seton Hall (11/24/17)
FG Made: 3, vs. Seton Hall (11/24/17)
FG Atts: 3, vs. Seton Hall (11/24/17)
3FG Made:
3FG Atts:
FT Made: 3, 2x, last vs. Seton Hall (11/24/17)
FT Atts: 5, vs. Seton Hall (11/24/17)
Rebounds: 7, vs. Virginia (11/23/17)
Assists:
Turnovers: 2, vs. UNC Asheville (11/17/17)
Blocks: 1, vs. Seton Hall (11/24/17)
Steals:
Minutes: 20, 2x, last vs. Seton Hall (11/24/17)

MISCELLANEOUS

OBINNA NOTEBOOK

- ✪ Scored career-high nine points in 20 minutes vs. Seton Hall; had career-high 7 rebounds vs. Virginia.
- ✪ Originally from Enugu, Nigeria, who attended the Virginia Academy in Ashburn, Va., was a four-star prospect by ESPN.com and Rivals.com, and was the 107th-ranked prospect in the class of 2017 by 247sports.com at end of his junior season. He was also named the Capital Beltway Defensive Player of the Year in his junior year.
- ✪ Averaged 16.6 points, 8.0 rebounds, 2.0 blocks, 1.0 steals, and 1.0 assists per game...Scored over 1,000 points in his career...First student at Virginia Academy to receive a full scholarship to a college academic institution.
- ✪ Chose the Commodores over Florida, Oklahoma, Clemson, and Virginia Tech.
- ✪ Ejike Simon Obinna...December 14, 1999...Son of Caroline Ejike...Has two brothers, Chomezie and Chinonso and three sisters, Ijeoma, Amaka, and Ipeoma...Plans to major in Human and Organizational Development...Advice to young people: "Work hard and believe in yourself."

OBINNA'S GAME-BY-GAME (FRESHMAN)

Opponent	M	FG-A	3P-A	FT-A	Reb	PF	A	T	B	S	PTS
N10 Austin Peay	9	0-0	0-0	2-2	6	4	0	0	0	0	2
N13 @Belmont	5	0-0	0-0	0-0	0	2	0	0	0	0	0
N17 UNC Asheville*	4	0-0	0-0	1-2	1	1	0	2	0	0	1
N19 USC*	11	1-1	0-0	0-0	2	3	0	1	0	0	2
N23 vs. Virginia*	20	1-4	0-0	3-3	7	2	0	1	0	0	5
N24 vs. Seton Hall*	20	3-3	0-0	3-5	5	4	0	0	1	0	9
N28 Radford	DNP										
D3 Kansas State	DNP										
D6 Middle Tennessee	2	0-0	0-0	0-0	0	2	0	1	0	0	0
D17 @Arizona State	DNP										
D20 Houston Baptist	11	1-1	0-0	0-4	3	0	0	0	0	0	2
D22 Alcorn State	14	2-2	0-0	1-2	5	4	0	1	0	0	5
D30 @Florida	DNP										
J2 Alabama											
J6 @South Carolina											
J9 Tennessee											
J13 Kentucky											
J16 @Miss. State											
J20 LSU											
J23 @Tennessee											
J27 TCU											
J30 @Kentucky											
F3 @Auburn											
F7 Georgia											
F10 @Arkansas											
F14 Miss. State											
F17 Florida											
F20 @LSU											
F24 Texas A&M											
F27 Missouri											
M3 @Ole Miss											

Obinna's Overall Statistics at Vanderbilt

Year	GP	GS	Min	Avg	FG	FGA	Pct	3FG	3FGA	Pct	FT	FTA	Pct	Off	Def	Tot	Avg	PF	FO	Ast	TO	Blk	Stl	Pts	Avg
2017-18	9	4	96	10.7	8	11	.727	0	0	.000	10	18	.556	7	22	29	3.2	22	0	0	6	1	0	26	2.9
TOTAL	9	4	96	10.7	8	11	.727	0	0	.000	10	18	.556	7	22	29	3.2	22	0	0	6	1	0	26	2.9



JEFF ROBERSON

11

Senior, Forward
6'6" 220 lbs.
Houston, Texas
The Kinkaid School

SEASON HIGHS

Points: 22, vs. Kansas State (12/3/17)
FG Made: 7, vs. Alcorn St. (12/22/17)
FG Atts: 14, at Florida (12/30/17)
3FG Made: 5, vs. Alcorn St. (12/22/17)
3FG Atts: 7, at Florida (12/30/17)
FT Made: 8, 4x, last vs. Houston Baptist (12/20/17)
FT Atts: 8, 5x, last vs. Houston Baptist (12/20/17)
Rebounds: 13, vs. Seton Hall (11/24/17)
Assists: 4, vs. Alcorn St. (12/22/17)
Turnovers: 4, vs. Austin Peay (11/10/17)
Blocks: 2, 2x, last vs. Kansas State (12/3/17)
Steals: 2, 3x, last vs. Kansas State (12/3/17)
Minutes: 42, vs. USC (11/19/17)

CAREER HIGHS

Points: 23, vs. Miss. St. (2/25/17)
FG Made: 8, vs. Texas A&M (2/4/16)
FG Atts: 14, 2x, last at Florida (12/30/17)
3FG Made: 5, 2x, last vs. Alcorn St. (12/22/17)
3FG Atts: 6, vs. Minnesota (12/3/16)
FT Made: 8, 6x, last vs. Houston Baptist (12/20/17)
FT Atts: 9, 2x, last vs. Ole Miss (2/4/17)
Rebounds: 16, vs. Minnesota (12/3/16)
Assists: 6, 2x, last vs. Iowa State (1/28/17)
Turnovers: 6, at Kentucky (2/28/17)
Blocks: 2, 7x, last vs. Kansas State (12/3/17)
Steals: 2, 15x, last vs. Kansas State (12/3/17)
Minutes: 42, vs. USC (11/19/17)

MISCELLANEOUS

	2017-18	Career
Double-Digit Pts.	11	53
10+ Rebounds	6	16
Double-Doubles	6	13

ROBERSON NOTEBOOK

- ☛ Became Vanderbilt's 48th player to eclipse 1,000-point barrier against Alcorn State with 21-point performance, his third 20+ performance of the season.
- ☛ Tied for lead in SEC in double doubles (Yante Maten, Georgia) and third in rebounding. Last double-double came against Houston Baptist in 17-point, 10-rebound performance. Also 3rd in free throw percentage in all games.
- ☛ Started the 2017-18 season with three straight double-doubles, now has six; played career-high 42 minutes vs. USC. Scored in double figures in 11 of 13 games this year.
- ☛ Scored season-high 20 points against Seton Hall; also added 13 rebounds and was 8-8 from FT line.
- ☛ Played and started in 35 games in 2016-17. Averaged 10.8 points and team-high 7.0 rebounds per game.
- ☛ Scored a career-high 23 points on career-best five made threes in win over Miss. St.; tallied a game-high 15 points in win at Tennessee; leads Vanderbilt in minutes played.
- ☛ Seventh in the SEC in rebounding (7.1) in all games and finished eighth (6.8) in league games only a year ago, and was fourth in the league in defensive rebounding (5.2) in all games and seventh in league games only (4.8).
- ☛ Played in 32 games in 2015-16 and made 25 starts. Averaged 9.3 points and 5.6 rebounds per game and 11.0 points and 5.7 rebounds in conference play. Shot 43.5% from three for the season.
- ☛ Scored in double figures in 18 games in 2015-16, including a career-high 20-point effort against Texas A&M in Nashville (2/4), when he was 8-10 from the floor and 3-4 from three. Finished fifth in the SEC in all games in free throw percentage (.833); second in league games only (.877).
- ☛ Started 24 games as a true freshman in 2014-15; averaged 4.7 ppg and shot 45.5% from three.
- ☛ Scored career-high 12 points vs. Tennessee at Memorial Gym.
- ☛ Left The Kinkaid School as the school's all-time leading scorer with 1,743 points; Averaged 20.1 points, 9.2 rebounds, 2.0 assists, and 1.5 steals per game in his senior season at the Kinkaid School in Houston.
- ☛ Named a finalist for the Guy V. Lewis Award, which is given to the top high school player in the city of Houston.

ROBERSON GAME-BY-GAME (SENIOR)

Opponent	M	FG-A	3P-A	FT-A	Reb	PF	A	T	B	S	PTS
N10 Austin Peay*	20	4-11	2-6	3-4	10	3	3	4	0	2	13
N13 @Belmont*	36	3-7	1-4	6-6	12	3	0	2	0	0	13
N17 UNC Asheville*	37	4-10	1-3	8-8	12	2	0	0	2	2	17
N19 USC*	42	3-9	1-5	3-4	6	4	1	2	0	1	10
N23 vs. Virginia*	24	1-7	0-4	4-4	3	0	1	2	0	0	6
N24 vs. Seton Hall	31	5-10	2-5	8-8	13	3	0	3	0	0	20
N28 Radford*	28	5-8	2-3	2-2	9	5	1	1	0	1	14
D3 Kansas State*	34	6-8	4-4	6-8	10	2	2	0	2	2	22
D6 Middle Tennessee*	32	2-6	1-2	8-8	4	2	0	2	0	1	13
D17 @Arizona State*	32	1-7	0-2	5-5	7	4	0	2	0	0	7
D20 Houston Baptist*	27	4-8	1-4	8-8	10	3	0	2	0	0	17
D22 Alcorn State*	22	7-10	5-6	2-2	4	2	4	1	1	1	21
D30 @Florida*	34	7-14	3-7	1-3	7	4	1	1	0	0	18
J2 Alabama											
J6 @South Carolina											
J9 Tennessee											
J13 Kentucky											
J16 @Miss. State											
J20 LSU											
J23 @Tennessee											
J27 TCU											
J30 @Kentucky											
F3 @Auburn											
F7 Georgia											
F10 @Arkansas											
F14 Miss. State											
F17 Florida											
F20 @LSU											
F24 Texas A&M											
F27 Missouri											
M3 @Ole Miss											

Roberson's Overall Statistics at Vanderbilt

Year	GP	GS	Min	Avg	FG	FGA	Pct	3FG	3FGA	Pct	FT	FTA	Pct	Off	Def	Tot	Avg	PF	F0	Ast	TO	Blk	Stl	Pts	Avg
2014-15	33	24	637	19.3	50	103	.485	15	33	.455	40	64	.625	32	70	102	3.1	86	2	37	48	10	13	155	4.7
2015-16	32	25	858	26.8	91	186	.489	30	69	.435	85	102	.833	58	121	179	5.6	101	5	38	34	6	15	297	9.3
2016-17	35	35	1108	31.7	122	293	.416	39	115	.339	96	121	.793	70	176	246	7.0	91	1	61	64	14	29	379	10.8
2017-18	13	12	413	31.8	52	115	.452	23	55	.418	64	70	.914	33	74	107	8.2	37	1	13	22	5	10	191	14.7
TOTAL	113	96	3016	26.7	315	697	.452	107	272	.393	285	357	.798	193	441	634	5.6	315	9	149	168	35	67	1022	9.0

Roberson's SEC Statistics at Vanderbilt

Year	GP	GS	Min	Avg	FG	FGA	Pct	3FG	3FGA	Pct	FT	FTA	Pct	Off	Def	Tot	Avg	PF	F0	Ast	TO	Blk	Stl	Pts	Avg
2014-15	16	11	313	19.6	22	49	.449	7	13	.538	24	40	.600	18	29	47	2.9	43	1	20	23	3	6	75	4.7
2015-16	18	17	524	29.1	60	114	.526	21	43	.488	57	65	.877	33	69	102	5.7	61	4	29	17	2	7	198	11.0
2016-17	18	18	570	31.7	64	144	.444	18	52	.346	55	67	.821	36	86	122	6.8	49	0	28	32	6	19	201	11.2
2017-18	1	1	34	34.0	7	14	.500	3	7	.429	1	3	.333	4	3	7	7.0	4	0	1	1	0	0	18	18.0
TOTAL	53	47	1441	27.2	153	321	.477	49	115	.426	137	175	.783	91	187	278	5.2	157	5	78	73	11	32	492	9.3



JOE TOYE

2

Junior, Guard
6'7" 206 lbs.
Chicago, Ill.
Whitney Young HS

SEASON HIGHS

Points: 14, vs. Arizona State (12/17/17)
FG Made: 6, vs. Arizona State (12/17/17)
FG Atts: 18, vs. Arizona State (12/17/17)
3FG Made: 2, vs. Arizona State (12/17/17)
3FG Atts: 11, vs. Arizona State (12/17/17)
FT Made: 3, vs. Radford (11/28/17)
FT Atts: 4, vs. Radford (11/28/17)
Rebounds: 5, vs. Alcorn St. (12/22/17)
Assists: 3, vs. Alcorn St. (12/22/17)
Turnovers: 3, 5x, last vs. Arizona State (12/17/17)
Blocks: 2, 2x, vs. Alcorn St. (12/22/17)
Steals: 2, vs. Radford (11/28/17)
Minutes: 33, vs. Arizona State (12/17/17)

CAREER HIGHS

Points: 18, vs. Texas A&M (3/9/17)
FG Made: 6, 2x, last vs. Arizona State (12/17/17)
FG Atts: 18, vs. Arizona State (12/17/17)
3FG Made: 5, vs. Texas A&M (3/9/17)
3FG Atts: 8, vs. Texas A&M (3/9/17)
FT Made: 6, 6, 2x, last at Kentucky (2/28/17)
FT Atts: 7, vs. Texas A&M (2/16/17)
Rebounds: 6, 2x, last at Texas A&M (1/31/17)
Assists: 4, 2x, last at Arkansas (2/7/17)
Turnovers: 4, vs. Florida (3/10/17)
Blocks: 2, 2x, vs. Alcorn St. (12/22/17)
Steals: 2, 3x, last vs. Radford (11/28/17)
Minutes: 38, vs. Florida (3/10/17)

TOYE NOTEBOOK

- ★ Made nine starts this season; Scored season-high 14 points at Arizona State.
- ★ Played in all 35 games and started 13 in 2016-17. Averaged 6.4 points and 2.6 rebounds in 2016-17.
- ★ Tallied career high 18 points in win over Texas A&M at SEC Tournament.
- ★ Scored a then career-high 15 points at Kentucky.
- ★ Scored 11 points in win at Texas A&M and 13 in win over Aggies in Nashville.
- ★ Scored 13 points against Arkansas in Nashville.
- ★ Made first career start at Georgia.
- ★ Played in 30 games in 2015-16 and averaged 3.6 points and 1.2 rebounds per game. Scored in double figures in three games.
- ★ Tied a career high with 10 points against Tennessee at SEC Tournament. Made a career-high three three's in a career-best 23 minutes of action. Also scored 10 points in First Four game vs. Wichita State.
- ★ Scored career-high 10 points vs. Detroit - tied his career high with three made field goals.
- ★ Signed with the Commodores in November of 2014.
- ★ Was ranked as the sixth-best player in the state of Illinois and a four-star prospect by ESPN, and was also ranked as the 113th-best prospect in the nation by Rivals.com.
- ★ Toye and his twin sister Elizabeth are both Division I basketball players - Elizabeth plays for Florida International.
- ★ Attended Whitney Young High School in Chicago, where he was named as a First-Team All-City selection.
- ★ Averaged 18.0 points, 7.0 rebounds, 2.0 assists, 2.0 steals, and 1.5 blocks as a senior.
- ★ Chose the Commodores over Iowa, Memphis, Creighton, Bradley, UIC, and Missouri.
- ★ Recipient of the Edie and David Johnson Family Basketball Scholarship.
- ★ Advice to youngsters: "Don't let negative influences in your life."

TOYE GAME-BY-GAME (JUNIOR)

Opponent	M	FG-A	3P-A	FT-A	Reb	PF	A	T	B	S	PTS
N10 Austin Peay*	24	4-7	1-1	0-2	3	0	1	3	1	0	9
N13 @Belmont	26	3-8	0-3	0-2	2	5	1	3	0	0	6
N17 UNC Asheville	15	1-2	0-0	0-2	0	0	0	1	0	0	2
N19 USC	8	1-2	0-0	0-0	1	1	1	3	0	0	2
N23 vs. Virginia	12	1-6	0-1	0-0	2	0	1	0	0	1	2
N24 vs. Seton Hall*	13	2-3	0-1	2-2	3	2	0	3	0	0	6
N28 Radford*	23	2-6	1-5	3-4	4	3	0	2	1	2	8
D3 Kansas State*	23	4-6	1-2	2-2	1	3	2	2	0	0	11
D6 Middle Tennessee*	19	0-6	0-3	0-0	2	2	1	1	1	0	0
D17 @Arizona State*	33	6-18	2-11	0-0	2	3	1	3	1	0	14
D20 Houston Baptist*	23	2-8	0-3	3-4	3	1	2	0	2	1	7
D22 Alcorn State*	18	1-2	1-2	1-2	5	0	3	1	2	1	4
D30 @Florida*	21	0-5	0-3	0-0	1	5	1	1	0	0	0
J2 Alabama											
J6 @South Carolina											
J9 Tennessee											
J13 Kentucky											
J16 @Miss. State											
J20 LSU											
J23 @Tennessee											
J27 TCU											
J30 @Kentucky											
F3 @Auburn											
F7 Georgia											
F10 @Arkansas											
F14 Miss. State											
F17 Florida											
F20 @LSU											
F24 Texas A&M											
F27 Missouri											
M3 @Ole Miss											

Toye's Overall Statistics at Vanderbilt

Year	GP	GS	Min	Avg	FG	FGA	Pct	3FG	3FGA	Pct	FT	FTA	Pct	Off	Def	Tot	Avg	PF	FO	Ast	TO	Blk	Stl	Pts	Avg
2015-16	30	0	257	8.6	37	74	.500	9	21	.429	25	39	.641	7	30	37	1.2	28	0	10	13	2	6	108	3.6
2016-17	35	13	739	21.1	70	175	.400	31	78	.397	53	78	.679	21	71	92	2.6	70	2	38	44	5	14	224	6.4
2017-18	13	9	258	19.8	27	79	.342	6	35	.171	11	20	.550	8	21	29	2.2	25	2	14	23	8	5	71	5.5
TOTAL	78	22	1254	16.1	134	328	.409	46	134	.343	89	137	.650	36	122	158	2.0	123	4	62	80	15	25	403	5.2

Toye's SEC Statistics at Vanderbilt

Year	GP	GS	Min	Avg	FG	FGA	Pct	3FG	3FGA	Pct	FT	FTA	Pct	Off	Def	Tot	Avg	PF	FO	Ast	TO	Blk	Stl	Pts	Avg
2015-16	17	0	100	5.9	11	27	.407	2	9	.222	9	13	.692	2	11	13	0.8	9	0	3	8	1	3	33	1.9
2016-17	18	9	422	23.4	42	102	.412	19	46	.413	29	45	.644	10	41	51	2.8	45	2	22	25	2	8	132	7.3
2017-18	1	1	21	21.0	0	5	.000	0	3	.000	0	0	.000	0	1	1	1.0	5	1	1	1	0	0	0	0.0
TOTAL	36	10	543	15.1	53	134	.396	21	58	.362	38	58	.655	12	53	65	1.8	59	3	26	34	3	11	165	4.6



PAYTON WILLIS

1

Sophomore, Guard
6'4" 182 lbs.
Fayetteville, Ark.
Fayetteville HS

SEASON HIGHS

Points: 10, at Florida (12/30/17)
FG Made: 3, vs. M. Tennessee (12/6/17)
FG Atts: 6, vs. M. Tennessee (12/6/17)
3FG Made: 3, at Florida (12/30/17)
3FG Atts: 5, vs. M. Tennessee (12/6/17)
FT Made: 5, vs. Radford (11/28/17)
FT Atts: 8, vs. Radford (11/28/17)
Rebounds: 5, vs. M. Tennessee (12/6/17)
Assists: 4, 2x, last at Florida (12/30/17)
Turnovers: 3, at Belmont (11/13/17)
Blocks: 1, 2x, last vs. Alcorn St. (12/22/17)
Steals: 2, vs. Austin Peay (11/10/17)
Minutes: 28, 2x, last at Florida (12/30/17)

CAREER HIGHS

Points: 17, vs. Butler (11/24/16)
FG Made: 5, vs. Butler (11/24/16)
FG Atts: 8, 2x, last at Alabama (1/7/16)
3FG Made: 3, 3x, last at Florida (12/30/17)
3FG Atts: 6, at LSU (12/29/16)
FT Made: 5, vs. Butler (11/24/16)
FT Atts: 8, vs. Radford (11/28/17)
Rebounds: 5, 4x, last vs. M. Tennessee (12/6/17)
Assists: 8, vs. Santa Clara (11/25/16)
Turnovers: 5, vs. Minnesota (12/3/16)
Blocks: 1, 6x, last vs. Alcorn St. (12/22/17)
Steals: 2, 2x, last vs. Austin Peay (11/19/17)
Minutes: 32, 2x, last vs. Auburn (1/4/17)

WILLIS NOTEBOOK

- ✪ Tallied season-high 10 points at Florida; made season-high three threes.
- ✪ Scored eight points in win over Austin Peay in only 13 minutes of action.
- ✪ Played in all 35 games and started 12 in 2016-17. Averaged 5.2 points, 1.9 assists, and 1.8 rebounds per game.
- ✪ Tallied eight points in homecoming win at Arkansas; also scored eight points at Kentucky, and eight points in win over Florida at SEC Tournament.
- ✪ Scored in double figures five times in his freshman season.
- ✪ Posted a career-high five rebounds against Auburn.
- ✪ Scored 11 points in win at LSU. Was 4-7 from floor and 3-6 from three.
- ✪ Tallied 13 points and was 3-4 from floor vs. High Point.
- ✪ Scored career-high 17 points vs. Butler; made first career start vs. Santa Clara and dished out career-high eight assists vs. Broncos.
- ✪ Signed with the Commodores in the fall of 2015.
- ✪ Third ever Commodore from the state of Arkansas and first since Ralph Childs played for Vanderbilt in the 1955-56 season.
- ✪ Attended Fayetteville High School in Fayetteville, Arkansas, averaged 15.9 points, 3.6 rebounds, 3.5 assists, and 1.5 steals per game while also shooting 44.7% from three in his junior season and was honored as an all-conference and all-state selection as a sophomore and junior.
- ✪ Was ranked as the second-ranked player in the state of Arkansas, the 22nd-best point guard in the country by 247sports.com, and ranked as the 119th-best player in the nation by Rivals.com.

WILLIS GAME-BY-GAME (SOPHOMORE)

Opponent	M	FG-A	3P-A	FT-A	Reb	PF	A	T	B	S	PTS
N10 Austin Peay	13	2-4	2-4	2-3	0	0	1	0	0	2	8
N13 @Belmont	15	1-2	1-2	0-1	3	2	0	3	1	0	3
N17 UNC Asheville	2	0-0	0-0	0-0	0	0	0	1	0	0	0
N19 USC	1	0-0	0-0	0-0	0	0	0	0	0	0	0
N23 vs. Virginia	12	0-2	0-0	0-0	1	1	1	1	0	0	0
N24 vs. Seton Hall	DNP										
N28 Radford	28	0-4	0-2	5-8	2	1	4	1	0	0	5
D3 Kansas State	17	1-5	1-4	1-2	1	2	0	1	0	0	4
D6 Middle Tennessee	17	3-6	2-5	1-2	5	1	0	0	0	0	9
D17 @Arizona State	11	1-2	0-0	1-1	0	2	0	1	0	0	3
D20 Houston Baptist	14	1-3	1-2	2-2	1	1	2	1	0	1	5
D22 Alcorn State	16	2-3	2-3	0-0	2	1	1	1	1	1	6
D30 @Florida	28	3-6	3-4	1-2	2	4	4	0	0	0	10
J2 Alabama											
J6 @South Carolina											
J9 Tennessee											
J13 Kentucky											
J16 @Miss. State											
J20 LSU											
J23 @Tennessee											
J27 TCU											
J30 @Kentucky											
F3 @Auburn											
F7 Georgia											
F10 @Arkansas											
F14 Miss. State											
F17 Florida											
F20 @LSU											
F24 Texas A&M											
F27 Missouri											
M3 @Ole Miss											

Willis' Overall Statistics at Vanderbilt

Year	GP	GS	Min	Avg	FG	FGA	Pct	3FG	3FGA	Pct	FT	FTA	Pct	Off	Def	Tot	Avg	PF	FO	Ast	TO	Blk	Stl	Pts	Avg
2016-17	35	12	614	17.5	62	142	.437	25	80	.313	32	51	.627	12	51	63	1.8	35	0	65	56	6	16	181	5.2
2017-18	12	0	174	14.5	14	37	.378	12	28	.429	13	21	.619	5	12	17	1.4	15	0	13	10	2	4	53	4.4
TOTAL	47	12	788	16.8	76	179	.425	37	108	.343	45	72	.625	17	63	80	1.7	50	0	78	66	8	20	234	5.0

Willis' SEC Statistics at Vanderbilt

Year	GP	GS	Min	Avg	FG	FGA	Pct	3FG	3FGA	Pct	FT	FTA	Pct	Off	Def	Tot	Avg	PF	FO	Ast	TO	Blk	Stl	Pts	Avg
2016-17	18	5	279	15.5	27	69	.391	12	40	.300	10	19	.526	1	23	24	1.3	20	0	26	25	3	10	76	4.2
2017-18	1	0	28	28.0	3	6	.500	3	4	.750	1	2	.500	1	1	2	2.0	4	0	4	0	0	0	10	10.0
TOTAL	19	5	307	16.2	30	75	.400	15	44	.341	11	21	.524	2	24	26	1.4	24	0	30	25	3	10	86	4.5



2017-18 Vanderbilt Basketball
Vanderbilt Combined Team Statistics (as of Dec 30, 2017)
All games



RECORD:	OVERALL	HOME	AWAY	NEUTRAL
ALL GAMES	5-8	5-3	0-3	0-2
CONFERENCE	0-1	0-0	0-1	0-0
NON-CONFERENCE	5-7	5-3	0-2	0-2

#	Player	gp-gs	min	avg	Total		3-Point		F-Throw		Rebounds				pf	dq	a	to	blk	stl	pts	avg
					fg-fga	fg%	3fg-fga	3fg%	ft-fa	ft%	off	def	tot	avg								
11	ROBERSON, Jeff	13-12	413	31.8	52-115	.452	23-55	.418	64-70	.914	33	74	107	8.2	37	1	13	22	5	10	191	14.7
05	FISHER-DAVIS, M.	12-8	342	28.5	48-130	.369	28-88	.318	25-30	.833	11	53	64	5.3	33	0	18	15	5	17	149	12.4
13	LACHANCE, Riley	13-12	380	29.2	51-112	.455	28-63	.444	21-23	.913	5	32	37	2.8	22	1	33	9	0	6	151	11.6
00	LEE, Saben	13-10	299	23.0	36-91	.396	4-27	.148	42-57	.737	8	22	30	2.3	24	0	46	24	4	12	118	9.1
02	TOYE, Joe	13-9	258	19.8	27-79	.342	6-35	.171	11-20	.550	8	21	29	2.2	25	2	14	23	8	5	71	5.5
01	WILLIS, Payton	12-0	174	14.5	14-37	.378	12-28	.429	13-21	.619	5	12	17	1.4	15	0	13	10	2	4	53	4.4
12	BAPTISTE, Djery	12-5	221	18.4	18-35	.514	0-0	.000	17-23	.739	20	37	57	4.8	35	2	3	14	12	3	53	4.4
15	BROWN, Clevon	13-1	158	12.2	19-43	.442	3-17	.176	5-12	.417	16	16	32	2.5	21	1	2	6	11	3	46	3.5
03	AUSTIN, JR., Larry	11-3	175	15.9	13-36	.361	1-4	.250	9-19	.474	6	16	22	2.0	19	0	17	9	0	2	36	3.3
10	EVANS, Maxwell	11-1	103	9.4	14-37	.378	5-19	.263	1-2	.500	2	12	14	1.3	8	0	6	6	0	3	34	3.1
50	OBINNA, Ejike	9-4	96	10.7	8-11	.727	0-0	.000	10-18	.556	7	22	29	3.2	22	0	0	6	1	0	26	2.9
14	RICE, Isaiah	2-0	6	3.0	0-2	.000	0-2	.000	1-2	.500	0	0	0	0.0	1	0	0	2	0	0	1	0.5
Team											25	20	45		1		15					
Total.....		13	2625		300-728	.412	110-338	.325	219-297	.737	146	337	483	37.2	263	7	165	161	48	65	929	71.5
Opponents.....		13	2625		316-747	.423	78-249	.313	190-254	.748	121	321	442	34.0	256	-	131	137	44	52	900	69.2

TEAM STATISTICS	VU	OPP
SCORING	929	900
Points per game	71.5	69.2
Scoring margin	+2.2	-
FIELD GOALS-ATT	300-728	316-747
Field goal pct	.412	.423
3 POINT FG-ATT	110-338	78-249
3-point FG pct	.325	.313
3-pt FG made per game	8.5	6.0
FREE THROWS-ATT	219-297	190-254
Free throw pct	.737	.748
F-Throws made per game	16.8	14.6
REBOUNDS	483	442
Rebounds per game	37.2	34.0
Rebounding margin	+3.2	-
ASSISTS	165	131
Assists per game	12.7	10.1
TURNOVERS	161	137
Turnovers per game	12.4	10.5
Turnover margin	-1.8	-
Assist/turnover ratio	1.0	1.0
STEALS	65	52
Steals per game	5.0	4.0
BLOCKS	48	44
Blocks per game	3.7	3.4
ATTENDANCE	66311	32163
Home games-Avg/Game	8-8289	3-8779
Neutral site-Avg/Game	-	2-2913

Date	Opponent		Score	Att.
11/10/17	AUSTIN PEAY	W	73-54	8609
11/13/17	at Belmont	L	60-69	5266
11/17/17	UNC ASHEVILLE	W	79-76	8048
11/19/17	USC	Lot	89-93	8284
11/23/17	vs Virginia	L	42-68	1874
11/24/17	vs Seton Hall	L	59-72	3952
11/28/17	RADFORD	W	74-62	8027
12/03/17	KANSAS STATE	L	79-84	8570
12/06/17	MIDDLE TENNESSEE	L	63-66	8739
12/17/17	at Arizona State	L	64-76	10797
12/20/17	HOUSTON BAPTIST	W	81-48	7909
12/22/17	ALCORN STATE	W	92-51	8125
* 12/30/17	at Florida	L	74-81	10274

* - Conference game

Score by Periods	1st	2nd	OT	Totals
Vanderbilt	419	501	9	929
Opponents	421	466	13	900



2017-18 Vanderbilt Basketball
Vanderbilt Combined Team Statistics (as of Dec 30, 2017)
Conference games only



RECORD:	OVERALL	HOME	AWAY	NEUTRAL
ALL GAMES	0-1	0-0	0-1	0-0
CONFERENCE	0-1	0-0	0-1	0-0
NON-CONFERENCE	0-0	0-0	0-0	0-0

#	Player	gp-gs	min	avg	Total		3-Point		F-Throw		Rebounds				pf	dq	a	to	blk	stl	pts	avg
					fg-fga	fg%	3fg-fga	3fg%	ft-fa	ft%	off	def	tot	avg								
11	ROBERSON, Jeff	1-1	34	34.0	7-14	.500	3-7	.429	1-3	.333	4	3	7	7.0	4	0	1	1	0	0	18	18.0
05	FISHER-DAVIS, M.	1-1	33	33.0	7-17	.412	3-9	.333	0-0	.000	1	3	4	4.0	2	0	1	0	1	0	17	17.0
00	LEE, Saben	1-1	24	24.0	4-9	.444	0-2	.000	5-5	1.000	0	3	3	3.0	3	0	3	2	0	0	13	13.0
13	LACHANCE, Riley	1-1	26	26.0	3-5	.600	2-4	.500	3-3	1.000	0	4	4	4.0	4	0	3	2	0	1	11	11.0
01	WILLIS, Payton	1-0	28	28.0	3-6	.500	3-4	.750	1-2	.500	1	1	2	2.0	4	0	4	0	0	0	10	10.0
15	BROWN, Cleveon	1-0	15	15.0	2-3	.667	1-1	1.000	0-1	.000	2	4	6	6.0	0	0	0	0	0	0	5	5.0
12	BAPTISTE, Djery	1-0	7	7.0	0-0	.000	0-0	.000	0-0	.000	0	2	2	2.0	2	0	0	1	2	0	0	0.0
03	AUSTIN, JR., Larry	1-0	7	7.0	0-1	.000	0-0	.000	0-0	.000	0	0	0	0.0	0	0	1	1	0	0	0	0.0
02	TOYE, Joe	1-1	21	21.0	0-5	.000	0-3	.000	0-0	.000	0	1	1	1.0	5	1	1	1	0	0	0	0.0
10	EVANS, Maxwell	1-0	5	5.0	0-2	.000	0-1	.000	0-0	.000	0	2	2	2.0	0	0	0	1	0	0	0	0.0
Team											4	1	5									
Total.....		1	200		26-62	.419	12-31	.387	10-14	.714	12	24	36	36.0	24	1	14	9	3	1	74	74.0
Opponents.....		1	200		23-54	.426	8-19	.421	27-30	.900	8	28	36	36.0	15	-	7	5	10	4	81	81.0

TEAM STATISTICS	VU	OPP	Date	Opponent	Score	Att.
SCORING	74	81	* 12/30/17	at Florida	L 74-81	10274
Points per game	74.0	81.0				
Scoring margin	-7.0	-				
FIELD GOALS-ATT	26-62	23-54				
Field goal pct	.419	.426				
3 POINT FG-ATT	12-31	8-19				
3-point FG pct	.387	.421				
3-pt FG made per game	12.0	8.0				
FREE THROWS-ATT	10-14	27-30				
Free throw pct	.714	.900				
F-Throws made per game	10.0	27.0				
REBOUNDS	36	36				
Rebounds per game	36.0	36.0				
Rebounding margin	+0.0	-				
ASSISTS	14	7				
Assists per game	14.0	7.0				
TURNOVERS	9	5				
Turnovers per game	9.0	5.0				
Turnover margin	-4.0	-				
Assist/turnover ratio	1.6	1.4				
STEALS	1	4				
Steals per game	1.0	4.0				
BLOCKS	3	10				
Blocks per game	3.0	10.0				
ATTENDANCE	0	10274				
Home games-Avg/Game	0-0	1-10274				
Neutral site-Avg/Game	-	0-0				

Score by Periods	1st	2nd	Totals
Vanderbilt	20	54	74
Opponents	40	41	81



2017-18 Vanderbilt Basketball
Vanderbilt Team Game-by-Game (as of Jan 01, 2018)
All games



TEAM STATISTICS

Opponent	Date	Score		Total		3-Pointers		Free throws		Rebounds				pf	a	t/o	blk	stl	pts	avg
				fg-fga	pct	3fg-fga	pct	ft-fla	pct	off	def	tot	avg							
AUSTIN PEAY	11/10/17	73-54	W	26-58	.448	9-25	.360	12-19	.632	16	23	39	39.0	16	17	15	6	8	73	73.0
at Belmont	11/13/17	60-69	L	17-48	.354	4-23	.174	22-31	.710	9	30	39	39.0	26	5	15	2	3	60	66.5
UNC ASHEVILLE	11/17/17	79-76	W	25-53	.472	7-19	.368	22-29	.759	7	25	32	36.7	15	15	14	5	5	79	70.7
USC	11/19/17	89-93	Lot	29-57	.509	11-23	.478	20-28	.714	9	29	38	37.0	21	14	16	0	4	89	75.2
vs Virginia	11/23/17	42-68	L	12-52	.231	4-18	.222	14-19	.737	8	28	36	36.8	13	7	9	2	4	42	68.6
vs Seton Hall	11/24/17	59-72	L	19-56	.339	5-24	.208	16-18	.889	11	28	39	37.2	24	7	16	2	2	59	67.0
RADFORD	11/28/17	74-62	W	22-52	.423	7-27	.259	23-31	.742	10	27	37	37.1	16	10	8	3	6	74	68.0
KANSAS STATE	12/03/17	79-84	L	23-50	.460	10-25	.400	23-33	.697	16	17	33	36.6	25	12	14	5	4	79	69.4
MIDDLE TENNESSEE	12/06/17	63-66	L	20-54	.370	8-27	.296	15-19	.789	11	22	33	36.2	19	11	9	5	3	63	68.7
at Arizona State	12/17/17	64-76	L	23-68	.338	4-31	.129	14-19	.737	16	21	37	36.3	23	10	15	2	7	64	68.2
HOUSTON BAPTIST	12/20/17	81-48	W	26-58	.448	12-30	.400	17-23	.739	12	33	45	37.1	23	20	14	8	6	81	69.4
ALCORN STATE	12/22/17	92-51	W	32-60	.533	17-35	.486	11-14	.786	9	30	39	37.2	18	23	7	5	12	92	71.2
at Florida	12/30/17	74-81	L	26-62	.419	12-31	.387	10-14	.714	12	24	36	37.2	24	14	9	3	1	74	71.5
Vanderbilt		929		300-728	.412	110-338	.325	219-297	.737	146	337	483	37.2	263	165	161	48	65	929	71.5
Opponents		900		316-747	.423	78-249	.313	190-254	.748	121	321	442	34.0	256	131	137	44	52	900	69.2

Games played: 13
Points/game: 71.5
FG Pct: 41.2
3FG Pct: 32.5
FT Pct: 73.7

Rebounds/game: 37.2
Assists/game: 12.7
Turnovers/game: 12.4
Assist/turnover ratio: 1.0
Steals/game: 5.0
Blocks/game: 3.7



2017-18 Vanderbilt Basketball
Vanderbilt Opponent Game-by-Game (as of Jan 01, 2018)
All games



OPPONENT STATISTICS

Opponent	Date	Score		Total		3-Pointers		Free throws		Rebounds				pf	a	t/o	blk	stl	pts	avg
				fg-fga	pct	3fg-fga	pct	ft-flt	pct	off	def	tot	avg							
AUSTIN PEAY	11/10/17	73-54	W	22-54	.407	3-13	.231	7-12	.583	9	22	31	31.0	20	11	17	1	5	54	54.0
at Belmont	11/13/17	60-69	L	22-54	.407	6-27	.222	19-26	.731	7	26	33	32.0	27	8	10	1	4	69	61.5
UNC ASHEVILLE	11/17/17	79-76	W	27-64	.422	9-20	.450	13-15	.867	12	24	36	33.3	18	12	14	2	8	76	66.3
USC	11/19/17	89-93	Lot	33-67	.493	12-26	.462	15-16	.938	5	23	28	32.0	26	8	6	4	3	93	73.0
vs Virginia	11/23/17	42-68	L	27-60	.450	10-21	.476	4-6	.667	7	35	42	34.0	17	21	7	8	3	68	72.0
vs Seton Hall	11/24/17	59-72	L	27-58	.466	4-18	.222	14-24	.583	8	25	33	33.8	16	10	9	5	4	72	72.0
RADFORD	11/28/17	74-62	W	24-61	.393	7-19	.368	7-11	.636	10	24	34	33.9	25	10	9	1	1	62	70.6
KANSAS STATE	12/03/17	79-84	L	29-50	.580	4-12	.333	22-24	.917	5	16	21	32.2	24	12	7	3	6	84	72.2
MIDDLE TENNESSEE	12/06/17	63-66	L	24-56	.429	3-14	.214	15-23	.652	14	25	39	33.0	18	13	9	1	3	66	71.6
at Arizona State	12/17/17	64-76	L	25-57	.439	5-23	.217	21-28	.750	15	32	47	34.4	20	7	17	5	4	76	72.0
HOUSTON BAPTIST	12/20/17	81-48	W	16-61	.262	1-18	.056	15-26	.577	16	22	38	34.7	18	5	14	3	6	48	69.8
ALCORN STATE	12/22/17	92-51	W	17-51	.333	6-19	.316	11-13	.846	5	19	24	33.8	12	7	13	0	1	51	68.2
at Florida	12/30/17	74-81	L	23-54	.426	8-19	.421	27-30	.900	8	28	36	34.0	15	7	5	10	4	81	69.2
Opponents		900		316-747	.423	78-249	.313	190-254	.748	121	321	442	34.0	256	131	137	44	52	900	69.2
Vanderbilt		929		300-728	.412	110-338	.325	219-297	.737	146	337	483	37.2	263	165	161	48	65	929	71.5

Games played: 13
Points/game: 69.2
FG Pct: 42.3
3FG Pct: 31.3
FT Pct: 74.8

Rebounds/game: 34.0
Assists/game: 10.1
Turnovers/game: 10.5
Assist/turnover ratio: 1.0
Steals/game: 4.0
Blocks/game: 3.4



2017-18 Vanderbilt Basketball
Vanderbilt Points-Rebounds-Assists (as of Jan 01, 2018)
All games



Opponent	Date	Score		00	01	02	03	05	10	11
				LEE,SABEN	WILLIS,PAY	TOYE,JOE	AUSTIN,JR,	FISHER-DAV	EVANS,MAXW	ROBERSON,J
AUSTIN PEAY	11/10/17	73-54	w	6-0-7	8-0-1	9-3-1	2-3-2	DNP	5-2-0	13-10-3
at Belmont	11/13/17	60-69	L	19-8-2	3-3-0	6-2-1	2-1-0	6-4-0	0-0-0	13-12-0
UNC ASHEVILLE	11/17/17	79-76	w	8-1-5	0-0-0	2-0-0	2-1-2	17-4-1	0-0-2	17-12-0
USC	11/19/17	89-93	L	2-1-1	0-0-0	2-1-1	13-4-6	31-11-1	0-0-0	10-6-1
vs Virginia	11/23/17	42-68	L	0-1-0	0-1-1	2-2-1	5-5-0	11-3-1	5-4-2	6-3-1
vs Seton Hall	11/24/17	59-72	L	8-1-4	DNP	6-3-0	0-1-2	4-8-0	2-2-0	20-13-0
RADFORD	11/28/17	74-62	w	1-2-1	5-2-4	8-4-0	0-0-0	7-6-3	DNP	14-9-1
KANSAS STATE	12/03/17	79-84	L	19-2-5	4-1-0	11-1-2	DNP	3-2-1	3-0-0	22-10-2
MIDDLE TENNESSEE	12/06/17	63-66	L	5-0-3	9-5-0	0-2-1	DNP	17-7-0	DNP	13-4-0
at Arizona State	12/17/17	64-76	L	24-5-6	3-0-0	14-2-1	6-1-0	2-8-3	0-1-0	7-7-0
HOUSTON BAPTIST	12/20/17	81-48	w	3-4-5	5-1-2	7-3-2	1-4-2	19-5-3	14-0-1	17-10-0
ALCORN STATE	12/22/17	92-51	w	10-2-4	6-2-1	4-5-3	5-2-2	15-2-4	5-3-1	21-4-4
at Florida	12/30/17	74-81	L	13-3-3	10-2-4	0-1-1	0-0-1	17-4-1	0-2-0	18-7-1

Opponent	Date	Score		12	13	14	15	50
				BAPTISTE,D	LACHANCE,R	RICE,ISAIA	BROWN,CLEV	OBINNA,EJI
AUSTIN PEAY	11/10/17	73-54	w	2-4-1	13-3-2	DNP	13-5-0	2-6-0
at Belmont	11/13/17	60-69	L	1-4-0	10-1-2	DNP	0-1-0	0-0-0
UNC ASHEVILLE	11/17/17	79-76	w	13-8-1	17-2-4	DNP	2-0-0	1-1-0
USC	11/19/17	89-93	L	9-7-0	19-2-4	DNP	1-1-0	2-2-0
vs Virginia	11/23/17	42-68	L	5-6-0	0-1-0	DNP	3-2-1	5-7-0
vs Seton Hall	11/24/17	59-72	L	2-2-0	6-2-1	DNP	2-0-0	9-5-0
RADFORD	11/28/17	74-62	w	8-3-0	27-5-1	DNP	4-4-0	DNP
KANSAS STATE	12/03/17	79-84	L	5-9-0	9-4-2	DNP	3-2-0	DNP
MIDDLE TENNESSEE	12/06/17	63-66	L	4-6-1	9-5-5	DNP	6-4-1	0-0-0
at Arizona State	12/17/17	64-76	L	DNP	3-3-0	DNP	5-2-0	DNP
HOUSTON BAPTIST	12/20/17	81-48	w	2-4-0	11-4-5	0-0-0	0-2-0	2-3-0
ALCORN STATE	12/22/17	92-51	w	2-2-0	16-1-4	1-0-0	2-3-0	5-5-0
at Florida	12/30/17	74-81	L	0-2-0	11-4-3	DNP	5-6-0	DNP



2017-18 Vanderbilt Basketball
Vanderbilt Game-by-Game Highs (as of Jan 01, 2018)
All games



Opponent	Date	Score	Points	Rebounds	Assists	Steals	Blocked shots
AUSTIN PEAY	11/10/17	73-54	13-BROWN, Clevon ROBERSON, Jeff LACHANCE, Riley	10-ROBERSON, Jeff	7-LEE, Saben	2-WILLIS, Payton BROWN, Clevon ROBERSON, Jeff BAPTISTE, Djery	3-BROWN, Clevon
at Belmont	11/13/17	60-69	19-LEE, Saben	12-ROBERSON, Jeff	2-LEE, Saben LACHANCE, Riley	2-FISHER-DAVIS, M.	1-BAPTISTE, Djery WILLIS, Payton
UNC ASHEVILLE	11/17/17	79-76	17-FISHER-DAVIS, M LACHANCE, Riley ROBERSON, Jeff	12-ROBERSON, Jeff	5-LEE, Saben	2-ROBERSON, Jeff	2-BROWN, Clevon ROBERSON, Jeff
USC	11/19/17	89-93	31-FISHER-DAVIS, M	11-FISHER-DAVIS, M	6-AUSTIN, JR., Larry	2-FISHER-DAVIS, M.	None
vs Virginia	11/23/17	42-68	11-FISHER-DAVIS, M	7-OBINNA, Ejike	2-EVANS, Maxwell	1-EVANS, Maxwell AUSTIN, JR., Larry TOYE, Joe LEE, Saben	1-BAPTISTE, Djery LEE, Saben
vs Seton Hall	11/24/17	59-72	20-ROBERSON, Jeff	13-ROBERSON, Jeff	4-LEE, Saben	2-FISHER-DAVIS, M.	1-BROWN, Clevon OBINNA, Ejike
RADFORD	11/28/17	74-62	27-LACHANCE, Riley	9-ROBERSON, Jeff	4-WILLIS, Payton	2-LACHANCE, Riley TOYE, Joe	1-BROWN, Clevon BAPTISTE, Djery TOYE, Joe
KANSAS STATE	12/03/17	79-84	22-ROBERSON, Jeff	10-ROBERSON, Jeff	5-LEE, Saben	2-ROBERSON, Jeff	2-ROBERSON, Jeff BAPTISTE, Djery
MIDDLE TENNESSEE	12/06/17	63-66	17-FISHER-DAVIS, M	7-FISHER-DAVIS, M.	5-LACHANCE, Riley	1-ROBERSON, Jeff BROWN, Clevon LEE, Saben	3-BAPTISTE, Djery
at Arizona State	12/17/17	64-76	24-LEE, Saben	8-FISHER-DAVIS, M.	6-LEE, Saben	4-LEE, Saben	1-TOYE, Joe FISHER-DAVIS, M.
HOUSTON BAPTIST	12/20/17	81-48	19-FISHER-DAVIS, M	10-ROBERSON, Jeff	5-LACHANCE, Riley LEE, Saben	2-FISHER-DAVIS, M.	3-BROWN, Clevon
ALCORN STATE	12/22/17	92-51	21-ROBERSON, Jeff	5-TOYE, Joe OBINNA, Ejike	4-LACHANCE, Riley FISHER-DAVIS, M. LEE, Saben ROBERSON, Jeff	4-FISHER-DAVIS, M.	2-TOYE, Joe
at Florida	12/30/17	74-81	18-ROBERSON, Jeff	7-ROBERSON, Jeff	4-WILLIS, Payton	1-LACHANCE, Riley	2-BAPTISTE, Djery



2017-18 Vanderbilt Basketball
Vanderbilt Team High/Low Analysis (as of Jan 01, 2018)
All games



Vanderbilt - TEAM GAME HIGHS

POINTS	92	ALCORN STATE (12/22/17)
	89	USC (11/19/17)
	81	HOUSTON BAPTIST (12/20/17)
	79	KANSAS STATE (12/03/17)
	79	UNC ASHEVILLE (11/17/17)
FIELD GOALS MADE	32	ALCORN STATE (12/22/17)
	29	USC (11/19/17)
FIELD GOAL ATTEMPTS	68	at Arizona State (12/17/17)
	62	at Florida (12/30/17)
FIELD GOAL PERCENTAGE	.533 (32-60)	ALCORN STATE (12/22/17)
	.509 (29-57)	USC (11/19/17)
3 PT FIELD GOALS MADE	17	ALCORN STATE (12/22/17)
	12	at Florida (12/30/17)
	12	HOUSTON BAPTIST (12/20/17)
3 PT FG ATTEMPTS	35	ALCORN STATE (12/22/17)
	31	at Florida (12/30/17)
	31	at Arizona State (12/17/17)
3 PT FG PERCENTAGE	.486 (17-35)	ALCORN STATE (12/22/17)
	.478 (11-23)	USC (11/19/17)
FREE THROWS MADE	23	KANSAS STATE (12/03/17)
	23	RADFORD (11/28/17)
FREE THROW ATTEMPTS	33	KANSAS STATE (12/03/17)
	31	RADFORD (11/28/17)
	31	at Belmont (11/13/17)
FREE THROW PERCENTAGE	.889 (16-18)	vs Seton Hall (11/24/17)
	.789 (15-19)	MIDDLE TENNESSEE (12/06/17)
REBOUNDS	45	HOUSTON BAPTIST (12/20/17)
	39	ALCORN STATE (12/22/17)
	39	vs Seton Hall (11/24/17)
	39	at Belmont (11/13/17)
	39	AUSTIN PEAY (11/10/17)
ASSISTS	23	ALCORN STATE (12/22/17)
	20	HOUSTON BAPTIST (12/20/17)
STEALS	12	ALCORN STATE (12/22/17)
	8	AUSTIN PEAY (11/10/17)
BLOCKED SHOTS	8	HOUSTON BAPTIST (12/20/17)
	6	AUSTIN PEAY (11/10/17)
TURNOVERS	16	vs Seton Hall (11/24/17)
	16	USC (11/19/17)
FOULS	26	at Belmont (11/13/17)
	25	KANSAS STATE (12/03/17)



2017-18 Vanderbilt Basketball
Vanderbilt High/Low Analysis (as of Jan 01, 2018)
All games



Opponent - GAME HIGHS

POINTS	93	USC (11/19/17)
	84	KANSAS STATE (12/03/17)
	81	at Florida (12/30/17)
	76	at Arizona State (12/17/17)
	76	UNC ASHEVILLE (11/17/17)
FIELD GOALS MADE	33	USC (11/19/17)
	29	KANSAS STATE (12/03/17)
FIELD GOAL ATTEMPTS	67	USC (11/19/17)
	64	UNC ASHEVILLE (11/17/17)
FIELD GOAL PERCENTAGE	.580 (29-50)	KANSAS STATE (12/03/17)
	.493 (33-67)	USC (11/19/17)
3 PT FIELD GOALS MADE	12	USC (11/19/17)
	10	vs Virginia (11/23/17)
3 PT FG ATTEMPTS	27	at Belmont (11/13/17)
	26	USC (11/19/17)
3 PT FG PERCENTAGE	.476 (10-21)	vs Virginia (11/23/17)
	.462 (12-26)	USC (11/19/17)
FREE THROWS MADE	27	at Florida (12/30/17)
	22	KANSAS STATE (12/03/17)
FREE THROW ATTEMPTS	30	at Florida (12/30/17)
	28	at Arizona State (12/17/17)
FREE THROW PERCENTAGE	.938 (15-16)	USC (11/19/17)
	.917 (22-24)	KANSAS STATE (12/03/17)
REBOUNDS	47	at Arizona State (12/17/17)
	42	vs Virginia (11/23/17)
ASSISTS	21	vs Virginia (11/23/17)
	13	MIDDLE TENNESSEE (12/06/17)
STEALS	8	UNC ASHEVILLE (11/17/17)
	6	HOUSTON BAPTIST (12/20/17)
	6	KANSAS STATE (12/03/17)
BLOCKED SHOTS	10	at Florida (12/30/17)
	8	vs Virginia (11/23/17)
TURNOVERS	17	at Arizona State (12/17/17)
	17	AUSTIN PEAY (11/10/17)
FOULS	27	at Belmont (11/13/17)
	26	USC (11/19/17)



2017-18 Vanderbilt Basketball
Vanderbilt High/Low Analysis (as of Jan 01, 2018)
All games



Vanderbilt - GAME LOWS

POINTS	42		vs Virginia (11/23/17)
	59		vs Seton Hall (11/24/17)
	60		at Belmont (11/13/17)
	63		MIDDLE TENNESSEE (12/06/17)
	64		at Arizona State (12/17/17)
FIELD GOALS MADE	12		vs Virginia (11/23/17)
	17		at Belmont (11/13/17)
FIELD GOAL ATTEMPTS	48		at Belmont (11/13/17)
	50		KANSAS STATE (12/03/17)
FIELD GOAL PERCENTAGE	.231	(12-52)	vs Virginia (11/23/17)
	.338	(23-68)	at Arizona State (12/17/17)
3 PT FIELD GOALS MADE	4		at Belmont (11/13/17)
	4		vs Virginia (11/23/17)
	4		at Arizona State (12/17/17)
3 PT FG ATTEMPTS	18		vs Virginia (11/23/17)
	19		UNC ASHEVILLE (11/17/17)
3 PT FG PERCENTAGE	.129	(4-31)	at Arizona State (12/17/17)
	.174	(4-23)	at Belmont (11/13/17)
FREE THROWS MADE	10		at Florida (12/30/17)
	11		ALCORN STATE (12/22/17)
FREE THROW ATTEMPTS	14		ALCORN STATE (12/22/17)
	14		at Florida (12/30/17)
FREE THROW PERCENTAGE	.632	(12-19)	AUSTIN PEAY (11/10/17)
	.697	(23-33)	KANSAS STATE (12/03/17)
REBOUNDS	32		UNC ASHEVILLE (11/17/17)
	33		KANSAS STATE (12/03/17)
	33		MIDDLE TENNESSEE (12/06/17)
ASSISTS	5		at Belmont (11/13/17)
	7		vs Virginia (11/23/17)
	7		vs Seton Hall (11/24/17)
STEALS	1		at Florida (12/30/17)
	2		vs Seton Hall (11/24/17)
BLOCKED SHOTS	0		USC (11/19/17)
	2		at Belmont (11/13/17)
	2		vs Virginia (11/23/17)
	2		vs Seton Hall (11/24/17)
	2		at Arizona State (12/17/17)
TURNOVERS	7		ALCORN STATE (12/22/17)
	8		RADFORD (11/28/17)
FOULS	13		vs Virginia (11/23/17)
	15		UNC ASHEVILLE (11/17/17)



2017-18 Vanderbilt Basketball
Vanderbilt High/Low Analysis (as of Jan 01, 2018)
All games



Opponent - GAME LOWS

POINTS	48		HOUSTON BAPTIST (12/20/17)
	51		ALCORN STATE (12/22/17)
	54		AUSTIN PEAY (11/10/17)
	62		RADFORD (11/28/17)
	66		MIDDLE TENNESSEE (12/06/17)
FIELD GOALS MADE	16		HOUSTON BAPTIST (12/20/17)
	17		ALCORN STATE (12/22/17)
FIELD GOAL ATTEMPTS	50		KANSAS STATE (12/03/17)
	51		ALCORN STATE (12/22/17)
FIELD GOAL PERCENTAGE	.262	(16-61)	HOUSTON BAPTIST (12/20/17)
	.333	(17-51)	ALCORN STATE (12/22/17)
3 PT FIELD GOALS MADE	1		HOUSTON BAPTIST (12/20/17)
	3		AUSTIN PEAY (11/10/17)
	3		MIDDLE TENNESSEE (12/06/17)
3 PT FG ATTEMPTS	12		KANSAS STATE (12/03/17)
	13		AUSTIN PEAY (11/10/17)
3 PT FG PERCENTAGE	.056	(1-18)	HOUSTON BAPTIST (12/20/17)
	.214	(3-14)	MIDDLE TENNESSEE (12/06/17)
FREE THROWS MADE	4		vs Virginia (11/23/17)
	7		AUSTIN PEAY (11/10/17)
	7		RADFORD (11/28/17)
FREE THROW ATTEMPTS	6		vs Virginia (11/23/17)
	11		RADFORD (11/28/17)
FREE THROW PERCENTAGE	.577	(15-26)	HOUSTON BAPTIST (12/20/17)
	.583	(7-12)	AUSTIN PEAY (11/10/17)
	.583	(14-24)	vs Seton Hall (11/24/17)
REBOUNDS	21		KANSAS STATE (12/03/17)
	24		ALCORN STATE (12/22/17)
ASSISTS	5		HOUSTON BAPTIST (12/20/17)
	7		at Arizona State (12/17/17)
	7		ALCORN STATE (12/22/17)
	7		at Florida (12/30/17)
STEALS	1		RADFORD (11/28/17)
	1		ALCORN STATE (12/22/17)
BLOCKED SHOTS	0		ALCORN STATE (12/22/17)
	1		AUSTIN PEAY (11/10/17)
	1		at Belmont (11/13/17)
	1		RADFORD (11/28/17)
	1		MIDDLE TENNESSEE (12/06/17)
TURNOVERS	5		at Florida (12/30/17)
	6		USC (11/19/17)
FOULS	12		ALCORN STATE (12/22/17)
	15		at Florida (12/30/17)



2017-18 Vanderbilt Basketball
Vanderbilt Player High/Low Analysis (as of Jan 01, 2018)
All games



Vanderbilt - INDIVIDUAL GAME HIGHS

Points	31		FISHER-DAVIS, M. vs USC (11/19/17)
	27		LACHANCE, Riley vs Radford (11/28/17)
	24		LEE, Saben at Arizona State (12/17/17)
	22		ROBERSON, Jeff vs Kansas State (12/03/17)
	21		ROBERSON, Jeff vs Alcorn State (12/22/17)
Field Goals Made	9		LEE, Saben at Arizona State (12/17/17)
	9		FISHER-DAVIS, M. vs USC (11/19/17)
Field Goal Att.	18		TOYE, Joe at Arizona State (12/17/17)
	18		FISHER-DAVIS, M. vs USC (11/19/17)
FG Pct (min 5 made)	.833	(5-6)	BAPTISTE, Djery vs UNC Asheville (11/17/17)
	.750	(6-8)	LACHANCE, Riley vs Alcorn State (12/22/17)
	.750	(6-8)	ROBERSON, Jeff vs Kansas State (12/03/17)
3-Point FG Made	6		FISHER-DAVIS, M. vs USC (11/19/17)
	5		ROBERSON, Jeff vs Alcorn State (12/22/17)
	5		FISHER-DAVIS, M. vs Houston Baptist (12/20/17)
	5		FISHER-DAVIS, M. vs Middle Tennessee (12/06/17)
3-Point FG Att.	13		FISHER-DAVIS, M. vs USC (11/19/17)
	11		TOYE, Joe at Arizona State (12/17/17)
3-Pt FG Pct (min 2 made)	1.000	(4-4)	ROBERSON, Jeff vs Kansas State (12/03/17)
	.833	(5-6)	ROBERSON, Jeff vs Alcorn State (12/22/17)
Free Throws Made	12		LEE, Saben vs Kansas State (12/03/17)
	10		LACHANCE, Riley vs Radford (11/28/17)
Free Throw Att.	17		LEE, Saben vs Kansas State (12/03/17)
	11		LEE, Saben at Belmont (11/13/17)
FT Pct (min 3 made)	1.000	(10-10)	LACHANCE, Riley vs Radford (11/28/17)
	1.000	(8-8)	ROBERSON, Jeff vs Houston Baptist (12/20/17)
	1.000	(8-8)	ROBERSON, Jeff vs Middle Tennessee (12/06/17)
	1.000	(8-8)	ROBERSON, Jeff vs Seton Hall (11/24/17)
	1.000	(8-8)	ROBERSON, Jeff vs UNC Asheville (11/17/17)
	1.000	(6-6)	ROBERSON, Jeff at Belmont (11/13/17)
	1.000	(6-6)	FISHER-DAVIS, M. at Belmont (11/13/17)
	1.000	(5-5)	LEE, Saben at Florida (12/30/17)
	1.000	(5-5)	ROBERSON, Jeff at Arizona State (12/17/17)
	1.000	(5-5)	FISHER-DAVIS, M. vs UNC Asheville (11/17/17)
	1.000	(4-4)	LEE, Saben vs Alcorn State (12/22/17)
	1.000	(4-4)	ROBERSON, Jeff vs Virginia (11/23/17)
	1.000	(3-3)	LACHANCE, Riley at Florida (12/30/17)
	1.000	(3-3)	LACHANCE, Riley vs Middle Tennessee (12/06/17)
	1.000	(3-3)	OBINNA, Ejike vs Virginia (11/23/17)
Rebounds	13		ROBERSON, Jeff vs Seton Hall (11/24/17)
	12		ROBERSON, Jeff vs UNC Asheville (11/17/17)
	12		ROBERSON, Jeff at Belmont (11/13/17)
Assists	7		LEE, Saben vs Austin Peay (11/10/17)
	6		LEE, Saben at Arizona State (12/17/17)
	6		AUSTIN, JR., Larry vs USC (11/19/17)
Steals	4		FISHER-DAVIS, M. vs Alcorn State (12/22/17)
	4		LEE, Saben at Arizona State (12/17/17)
Blocked Shots	3		BROWN, Clevon vs Houston Baptist (12/20/17)
	3		BAPTISTE, Djery vs Middle Tennessee (12/06/17)
	3		BROWN, Clevon vs Austin Peay (11/10/17)
Turnovers	4		LEE, Saben at Belmont (11/13/17)
	4		ROBERSON, Jeff vs Austin Peay (11/10/17)
Fouls	5		TOYE, Joe at Florida (12/30/17)



2017-18 Vanderbilt Basketball
Vanderbilt Opponent High/Low Analysis (as of Jan 01, 2018)
All games



OPPONENT INDIVIDUAL GAME HIGHS

Points	35		McLaughlin, Jordan vs USC (11/19/17)
	27		RODRIGUEZ, Desi vs Seton Hall (11/24/17)
	25		Holder, Tra at Arizona State (12/17/17)
	24		WINDLER, Dylan at Belmont (11/13/17)
	23		KING, Nick vs Middle Tennessee (12/06/17)
	23		Metu, Chimezie vs USC (11/19/17)
Field Goals Made	12		RODRIGUEZ, Desi vs Seton Hall (11/24/17)
	12		McLaughlin, Jordan vs USC (11/19/17)
Field Goal Att.	22		Metu, Chimezie vs USC (11/19/17)
	21		RODRIGUEZ, Desi vs Seton Hall (11/24/17)
FG Pct (min 5 made)	.750	(6-8)	White, Romello at Arizona State (12/17/17)
	.727	(8-11)	SNEED, Xavier vs Kansas State (12/03/17)
3-Point FG Made	5		McLaughlin, Jordan vs USC (11/19/17)
	4		JEROME, Ty vs Virginia (11/23/17)
	4		GUY, Kyle vs Virginia (11/23/17)
3-Point FG Att.	11		McLaughlin, Jordan vs USC (11/19/17)
	9		Evans II, Shannon at Arizona State (12/17/17)
3-Pt FG Pct (min 2 made)	1.000	(2-2)	BRADFORD, Christian vs Radford (11/28/17)
	.667	(2-3)	Allen, KeVaughn at Florida (12/30/17)
	.667	(2-3)	WNUK, Alec vs UNC Asheville (11/17/17)
	.667	(2-3)	TAYLOR, Terry vs Austin Peay (11/10/17)
Free Throws Made	11		Holder, Tra at Arizona State (12/17/17)
	10		Koulechov, Egor at Florida (12/30/17)
Free Throw Att.	13		DUBOSE, Ian vs Houston Baptist (12/20/17)
	11		Holder, Tra at Arizona State (12/17/17)
	11		KING, Nick vs Middle Tennessee (12/06/17)
FT Pct (min 3 made)	1.000	(11-11)	Holder, Tra at Arizona State (12/17/17)
	1.000	(10-10)	Koulechov, Egor at Florida (12/30/17)
	1.000	(6-6)	Allen, KeVaughn at Florida (12/30/17)
	1.000	(6-6)	STOKES, Kamau vs Kansas State (12/03/17)
	1.000	(6-6)	McLaughlin, Jordan vs USC (11/19/17)
	1.000	(5-5)	BROWN, Barry vs Kansas State (12/03/17)
	1.000	(4-4)	Avery Patterson vs Alcorn State (12/22/17)
	1.000	(4-4)	Troymain Crosby vs Alcorn State (12/22/17)
	1.000	(4-4)	GATES, Jalon vs Houston Baptist (12/20/17)
	1.000	(4-4)	SNEED, Xavier vs Kansas State (12/03/17)
	1.000	(4-4)	Metu, Chimezie vs USC (11/19/17)
	1.000	(4-4)	VANNATTA, Kevin vs UNC Asheville (11/17/17)
	1.000	(3-3)	TEAGUE, MaCio vs UNC Asheville (11/17/17)
Rebounds	13		Mitchell, Mickey at Arizona State (12/17/17)
	12		POLITE JR, Ed vs Radford (11/28/17)
Assists	6		STOKES, Kamau vs Kansas State (12/03/17)
	6		FIELDS JR, Travis vs Radford (11/28/17)
	6		LUKE, Austin at Belmont (11/13/17)
Steals	4		THOMAS, Ahmad vs UNC Asheville (11/17/17)
	3		BONDS, Braxton vs Houston Baptist (12/20/17)
	3		SNEED, Xavier vs Kansas State (12/03/17)
	3		IVORY, Tre' vs Austin Peay (11/10/17)
Blocked Shots	4		Hayes, Kavarrius at Florida (12/30/17)
	4		SANOGO, Ismael vs Seton Hall (11/24/17)
	4		WILKINS, Isaiah vs Virginia (11/23/17)
Turnovers	6		WNUK, Alec vs UNC Asheville (11/17/17)
	5		White, Romello at Arizona State (12/17/17)