



Vanderbilt Athletic Communications

2601 Jess Neely Drive, Nashville, TN 37212

phone: 615-322-4121

www.vucommodores.com

VANDERBILT SCHEDULE/RESULTS

NOVEMBER

Date	VU	Opp	Opponent	Time/Result	TV/Rec.
Nov. 11	-	-	Marquette#	L, 71-95	0-1
Nov. 15	-	-	Belmont	W, 80-66	1-1
Nov. 18	-	-	Norfolk St. ^	W, 75-52	2-1
Nov. 21	-	-	Bucknell ^	L, 72-75	2-2
Nov. 24	-	-	Butler	L, 66-76	2-3
Nov. 25	-	-	Santa Clara	W, 76-66	3-3
Continental Tire Las Vegas Invitational, Las Vegas, Nev.					

Nov. 29 - - Tennessee St. W, 83-59 4-3

DECEMBER

Date	VU	Opp	Opponent	Time	TV/Rec.
Dec. 3	-	-	Minnesota+	L, 52-56	4-4
Dec. 6	-	-	High Point	W, 90-63	5-4
Dec. 8	-	-	M. Tennessee	L, 48-71	5-5
Dec. 17	-	-	Chattanooga	7:30 pm	SECN
Dec. 21	-	-	Dayton	6 pm	TWSC
Dec. 29	-	-	LSU*	8 pm	ESPNU

JANUARY

Date	VU	Opp	Opponent	Time	TV/Rec.
Jan. 4	-	-	Auburn*	6 pm	SECN
Jan. 7	-	-	Alabama*	6 pm	ESPNU
Jan. 10	-	-	Kentucky*	6 pm	ESPN
Jan. 14	-	-	Tennessee*	7:30 pm	SECN
Jan. 17	-	-	Georgia*	8 pm	ESPNU
Jan. 21	-	-	Florida*	11 am	CBS
Jan. 24	-	-	Arkansas*	7:30 pm	SECN
Jan. 28	-	-	Iowa State%	3 pm	ESPN2
Jan. 31	-	-	Texas A&M*	8 pm	ESPNU

FEBRUARY

Date	VU	Opp	Opponent	Time	TV/Rec.
Feb. 4	-	-	Ole Miss*	2 pm	ESPNU
Feb. 7	-	-	Arkansas*	7:30 pm	SECN
Feb. 11	-	-	Missouri*	2:30 pm	SECN
Feb. 16	-	-	Texas A&M*	6 pm	ESPN/2
Feb. 18	-	-	S. Carolina*	7:30 pm	SECN
Feb. 22	-	-	Tennessee*	5:30 pm	SECN
Feb. 25	-	-	Miss. State*	3 pm	ESPNU
Feb. 28	-	-	Kentucky*	8 pm	ESPN

MARCH

Date	VU	Opp	Opponent	Time	TV/Rec.
Mar. 4	-	-	Florida*	1 pm	ESPN/2

ALL TIMES CENTRAL

RANKINGS: AP/ESPN

*SEC GAME; #Northwestern Mutual Veterans Classic, Annapolis, Md.;

^Continental Tire Las Vegas Invitational, Nashville, Tenn.;

+Sanford Pentagon, Sioux Falls, S.D.; %SEC/Big 12 Challenge;

SECN: SEC Network; SECN+: SEC Network Plus;

CBSSN: CBS Sports Network; TWSC: Time Warner Sports Channel

GAME INFORMATION



2016-17 Record: 5-5
Head Coach: Bryce Drew
Career Record: 129-54 (6)
VU Record: 5-5 (1)

2016-17 LEADERS
Points: M. Fisher-Davis (14.7)
Rebounds: Jeff Roberson (7.5)
Assists: Riley LaChance (4.4)
Blocks: Luke Kornet (1.8)

SERIES INFORMATION

Series Record: VU leads, 13-3.
Last Meeting: VU win, 69-57, on 11/25/01 in Honolulu, Hawaii
Record at Vanderbilt: VU leads 5-0.
Record at UTC: VU leads 7-3.
Record at Neutral Site: VU leads 1-0.
Coach Drew vs. Chattanooga: Coach Drew has never faced Chattanooga.












2016-17 Record: 8-2
Head Coach: Matt McCall
Career Record: 37-8 (2)
UTC Record: same

2016-17 LEADERS
Points: Tre' McLean (15.0)
Rebounds: Justin Tuoyo (7.3)
Assists: Greg Pryor (3.0)
Blocks: Justin Tuoyo (3.5)

QUICK HITTERS

- ★ Vanderbilt dropped to 5-5 overall after a 71-48 loss at Middle Tennessee on December 8. Matthew Fisher-Davis led the Commodores with 13 points, while Jeff Roberson added his sixth consecutive game in double figures with 11 points.
- ★ The Blue Raiders limited the Commodores to a 32.1% outing from the floor and 26.3% from three.
- ★ Freshman Clevon Brown tied a career high with six points and set a new career-best in rebounds (4).
- ★ This week, sophomore Camron Justice announced that he would transfer and not return to the Commodore roster.
- ★ Vanderbilt now has nine players on its active roster - Xavier transfer Larry Austin, Jr., is practicing with the team but cannot play until 2017-18 due to NCAA transfer rules.
- ★ Vanderbilt leads the SEC in three-point field goal percentage (41.4%) and three's made (9.8).
- ★ Fisher-Davis leads the team in scoring with 14.7 points per game, while Luke Kornet adds 12.6 points, and Roberson 11.1.
- ★ Riley LaChance leads the SEC in three-point field goal percentage (67.6%) and assist-to-turnover ratio (3.1). He is also fifth in the league in assists (4.4) and eighth in three's made (2.3). LaChance is shooting 23-34 from three on the season and has 37 assists and only nine turnovers in the last seven games and has made 14 threes in his last five games (14-20).
- ★ Fisher-Davis ranks second in the league in three's made (2.7) and fifth in three-point field goal percentage (.435). Roberson ranks third in the SEC in defensive rebounding and seventh in rebounding (7.5).
- ★ Matthew Fisher-Davis, and Roberson have scored in double figures in eight games apiece, Luke Kornet six, and Riley LaChance in five.
- ★ Chattanooga will be the Commodores' fourth non-conference opponent of the season from the state of Tennessee. Vanderbilt has also played Belmont, Tennessee State, and Middle Tennessee.
- ★ The Commodores have had four four-point play attempts this season.
- ★ Freshman guard Payton Willis has started in five consecutive games, beginning with the game against Santa Clara. Against the Broncos, Willis had a career-high eight assists. It was the most by a Commodore since Wade Baldwin IV had eight assists against Tennessee on March 10, 2016. Willis scored a career-high 17 points vs. Butler, and scored 13 against High Point.
- ★ Vanderbilt played in their fourth neutral site game of the season against Minnesota in Sioux Falls, S.D., joining the season opener vs. Marquette (Veterans Classic, Annapolis, Md.) and the two games at the Continental Tire Las Vegas Invitational (Butler, Santa Clara).
- ★ Kornet had four blocks against Norfolk State, the 15th time in his career that he has posted four or more blocks. He led the SEC in blocks a year ago and was tied for third nationally, averaging 3.0 per contest. He is currently eighth in the SEC in blocks with 1.8 per game.
- ★ Head coach Bryce Drew takes over the Vanderbilt program after spending five seasons as the head coach of his alma mater, Valparaiso, where he posted a 124-49 record. Drew was a three-time Horizon League Coach of the Year and two-time NABC District 12 Coach of the Year with Valparaiso, where he averaged 25 wins a season, won four regular season championships, and made four postseason appearances, two in the NCAA Tournament and two in the NIT, with the Crusaders.



1		PAYTON WILLIS G ★ 6-4 ★ 182 ★ Fr. ★ Fayetteville, Ark. <table><tr><th>PPG</th><th>RPG</th><th>APG</th><th>SPG</th><th>BPG</th><th>MPG</th></tr><tr><td>6.6</td><td>2.1</td><td>2.6</td><td>0.4</td><td>0.1</td><td>19.7</td></tr></table>	PPG	RPG	APG	SPG	BPG	MPG	6.6	2.1	2.6	0.4	0.1	19.7	NOTES: Scored a career-high 17 points vs. Butler.. Made first start vs. Santa Clara - has started five straight games at point guard position... 3-4 from 3 vs. High Point...3rd Commodore from Arkansas and 1st since Ralph Childs (1955-56).	CAREER HIGHS Pts. - 17, vs. Butler (11/24/16) Rebs. - 4, vs. Norfolk St. (11/18/16) Ast. - 8, vs. Santa Clara (11/25/16) Min. - 32, vs. Santa Clara (11/25/16)
PPG	RPG	APG	SPG	BPG	MPG											
6.6	2.1	2.6	0.4	0.1	19.7											
2		JOE TOYE G/F ★ 6-7 ★ 208 ★ So. ★ Chicago, Ill. <table><tr><th>PPG</th><th>RPG</th><th>APG</th><th>SPG</th><th>BPG</th><th>MPG</th></tr><tr><td>4.0</td><td>2.5</td><td>0.9</td><td>0.2</td><td>0.0</td><td>14.5</td></tr></table>	PPG	RPG	APG	SPG	BPG	MPG	4.0	2.5	0.9	0.2	0.0	14.5	NOTES: Played in all 10 games this season...Scored eight points vs. Marquette... Scored six points and had five rebounds vs. High Point...Attended Whitney Young High School in Chicago, where he was named as First-Team All-City.	CAREER HIGHS Pts. - 10, 2x, last vs. Tenn. (3/10/16) Rebs. - 6, vs. Belmont (11/15) Ast. - 2, vs. Norfolk St. (11/18/16) Min. - 23, vs. Tenn. (3/10/16)
PPG	RPG	APG	SPG	BPG	MPG											
4.0	2.5	0.9	0.2	0.0	14.5											
3		LUKE KORNET F ★ 7-1 ★ 250 ★ Sr. ★ Lantana, Texas <table><tr><th>PPG</th><th>RPG</th><th>APG</th><th>SPG</th><th>BPG</th><th>MPG</th></tr><tr><td>12.6</td><td>5.4</td><td>0.9</td><td>0.2</td><td>1.8</td><td>26.7</td></tr></table>	PPG	RPG	APG	SPG	BPG	MPG	12.6	5.4	0.9	0.2	1.8	26.7	NOTES: 7'1 forward/center who finished 3rd in the nation in blocks at 3.0 blocks per game a year ago...Second on team in scoring with 12.6 ppg...Scored 20 points vs. Belmont; made career-high 12 free throws...Scored 19 points vs. Bucknell...Had 4 blocks vs. Norfolk St.	CAREER HIGHS Pts. - 24, vs. Tenn. St. (11/23/14) Rebs. - 14, at Tenn. (1/20/16) Ast. - 4, 2x, last vs. S.C. (2/7/15) Min. - 37, vs. Stony Brook (11/19/15)
PPG	RPG	APG	SPG	BPG	MPG											
12.6	5.4	0.9	0.2	1.8	26.7											
5		MATTHEW FISHER-DAVIS G ★ 6-5 ★ 185 ★ Jr. ★ Charlotte, N.C. <table><tr><th>PPG</th><th>RPG</th><th>APG</th><th>SPG</th><th>BPG</th><th>MPG</th></tr><tr><td>14.7</td><td>2.7</td><td>1.4</td><td>0.7</td><td>0.2</td><td>29.4</td></tr></table>	PPG	RPG	APG	SPG	BPG	MPG	14.7	2.7	1.4	0.7	0.2	29.4	NOTES: Tallied career-high 23 points vs. Bucknell... Scored game-high 22 points vs. Tenn. St....Has 24 made threes this year...Led SEC in 3-Point FG percentage (.446) in 2015-16; shooting 43.5% this year. (5th in SEC).. Made 79 3's last year and has 177 in his career.	CAREER HIGHS Pts. - 23, vs. Bucknell (11/21/16) Rebs. - 11, vs. Wofford (12/19/15) Ast. - 5, at Ole Miss (3/7/15) Min. - 41, at Arkansas (1/5/16)
PPG	RPG	APG	SPG	BPG	MPG											
14.7	2.7	1.4	0.7	0.2	29.4											
11		JEFF ROBERSON F ★ 6-6 ★ 224 ★ Jr. ★ Houston, Texas <table><tr><th>PPG</th><th>RPG</th><th>APG</th><th>SPG</th><th>BPG</th><th>MPG</th></tr><tr><td>11.1</td><td>7.5</td><td>1.9</td><td>0.7</td><td>0.4</td><td>30.7</td></tr></table>	PPG	RPG	APG	SPG	BPG	MPG	11.1	7.5	1.9	0.7	0.4	30.7	NOTES: Registered second double-double of year and 7th of career vs. Minnesota...Scored in double figures in last six games...Made 4 threes vs. High Point...Grabbed career-high 16 rebs. vs. Minnesota...Seventh in SEC in rebounding and third in defensive rebounding.	CAREER HIGHS Pts. - 20, vs. Texas A&M (2/4/16) Rebs. - 16, vs. Minnesota (12/3/16) Ast. - 5, 2x, last vs. Bucknell (11/21/16) Min. - 37, vs. Kentucky (2/27/16)
PPG	RPG	APG	SPG	BPG	MPG											
11.1	7.5	1.9	0.7	0.4	30.7											
12		DJERY BAPTISTE C ★ 6-10 ★ 240 ★ R-Fr. ★ Gonaives, Haiti <table><tr><th>PPG</th><th>RPG</th><th>APG</th><th>SPG</th><th>BPG</th><th>MPG</th></tr><tr><td>3.0</td><td>2.4</td><td>0.0</td><td>0.2</td><td>0.6</td><td>11.4</td></tr></table>	PPG	RPG	APG	SPG	BPG	MPG	3.0	2.4	0.0	0.2	0.6	11.4	NOTES: Made first start of his career against Butler... Scored career-high eight points in win over Belmont... Posted seven points, seven rebounds and five blocks in win over Norfolk St... Speaks four languages...Redshirted last season.	CAREER HIGHS Pts. - 8, vs. Belmont (11/15/16) Rebs. - 7, vs. Norfolk St. (11/18/16) Ast. - Min. - 11, vs. Belmont (11/15/16)
PPG	RPG	APG	SPG	BPG	MPG											
3.0	2.4	0.0	0.2	0.6	11.4											
13		RILEY LACHANCE G ★ 6-2 ★ 192 ★ Jr. ★ Brookfield, Wis. <table><tr><th>PPG</th><th>RPG</th><th>APG</th><th>SPG</th><th>BPG</th><th>MPG</th></tr><tr><td>9.7</td><td>3.3</td><td>4.4</td><td>0.6</td><td>0.1</td><td>31.1</td></tr></table>	PPG	RPG	APG	SPG	BPG	MPG	9.7	3.3	4.4	0.6	0.1	31.1	NOTES: Scored 17 points, made 5 3's vs. Santa Clara... 14 of last 20 from 3 in last five games and leads SEC in 3-point FG% at 67.6%....Also leads SEC in A/TO ratio (3.8)...Named to Las Vegas Invitational All-Tournament team...Scored in double figures in 40 career games.	CAREER HIGHS Pts. - 26, 2x, last vs. W. Carolina (12/16/14) Rebs. - 9, vs. Missouri (2/21/15) Ast. - 8, at Ole Miss (3/7/15) Min. - 42, 2x, last vs. Tenn. (2/11/15)
PPG	RPG	APG	SPG	BPG	MPG											
9.7	3.3	4.4	0.6	0.1	31.1											
15		CLEVON BROWN F ★ 6-8 ★ 219 ★ Fr. ★ San Antonio, Texas <table><tr><th>PPG</th><th>RPG</th><th>APG</th><th>SPG</th><th>BPG</th><th>MPG</th></tr><tr><td>2.6</td><td>1.9</td><td>0.1</td><td>0.0</td><td>0.5</td><td>10.1</td></tr></table>	PPG	RPG	APG	SPG	BPG	MPG	2.6	1.9	0.1	0.0	0.5	10.1	NOTES: Tied a career high with six points at Middle Tennessee...Also set new career highs in rebounds (4), assists (1), and minutes (17) vs. Blue Raiders...Ranked as the 9th-best player in the state of Texas by Texas Hoops, and the 126th-ranked player nationally by Rivals.com.	CAREER HIGHS Pts. - 6, 2x, last vs. MT (12/8/16) Rebs. - 4, vs. MT (12/8/16) Ast. - 1, vs. MT (12/8/16) Min. - 17, vs. MT (12/8/16)
PPG	RPG	APG	SPG	BPG	MPG											
2.6	1.9	0.1	0.0	0.5	10.1											
24		NOLAN CRESSLER G ★ 6-4 ★ 210 ★ Sr. ★ Pittsburgh, Pa. <table><tr><th>PPG</th><th>RPG</th><th>APG</th><th>SPG</th><th>BPG</th><th>MPG</th></tr><tr><td>5.8</td><td>3.9</td><td>1.3</td><td>0.8</td><td>0.0</td><td>19.9</td></tr></table>	PPG	RPG	APG	SPG	BPG	MPG	5.8	3.9	1.3	0.8	0.0	19.9	NOTES: Tallied seven points and tied a career-high w/ nine rebounds vs. Marquette..Tallied season-high 10 points and 5 assists vs. High Point...Transferred to VU from Cornell in spring of '14...Averaged 16.8 pts, 4.2 rebs, and 1.6 assists in last year with Cornell.	CAREER HIGHS Pts. - 34, vs. Brown (2/22/14) Rebs. - 9, 3x, last vs. Marquette (11/11/16) Ast. - 5, vs. High Point (12/6/16) Min. - 37, 4x, last vs. Brown (2/22/14)
PPG	RPG	APG	SPG	BPG	MPG											
5.8	3.9	1.3	0.8	0.0	19.9											



IBAS

HENRY
GENE
MOE
CLARENCE

1,632
WINS

SUTTONS

EDDIE
SCOTT
SEAN

1,167
WINS

DREWS

HOMER
SCOTT
BRYCE

1,050
WINS

ALL-TIME WINNINGEST COLLEGIATE COACHING FAMILIES

The Drew family is the third all-time winningest collegiate coaching family in college basketball history with 1,050 wins.

Homer Drew - 640

(Bethel College - 252; IU-South Bend - 17; Valparaiso - 371)

Scott Drew - 281

(Valparaiso - 20; Baylor - 261)

Bryce Drew - 129

(Valparaiso - 124; Vanderbilt - 5)

ABOUT CHATTANOOGA

QUICK FACTS

Location Chattanooga, Tenn.
Founded 1886
Conference Southern
Enrollment 11,533
Nickname Mocs
Colors Navy, Old Gold and Silver
Home Arena McKenzie Arena
Athletics Director David Blackburn

Basketball Staff

Head Coach Matt McCall
Record Overall 37-8 (2)
Chattanooga Record Same
Assistant Coaches Win Case, Greg Gensing,
..... Ronnie Hamilton

- Chattanooga enters the game with an 8-2 record under second-year head coach Matt McCall, a former Billy Donovan assistant at Florida.
- Tre' McLean leads the Mocs in scoring with 15.0 points per game. Justin Tuoyo (13.6) and Greg Pryor (13.2) also average double figures.
- Saturday will be the 17th overall meeting between the two schools, and the first since Nov. 25, 2001, in a meeting at the Hawaii Pacific Thanksgiving Tournament in Honolulu. Vanderbilt won that game, 69-57.
- The last meeting between the two schools at Memorial Gym came on Dec. 3, 1986, in a 93-64 Commodore win. Vanderbilt is 13-3 all-time against the Mocs, with the first meeting coming in the 1908-09 season.
- The Mocs sport two players from Nashville - sophomore Andrew Fleming, who is sitting out this season after transferring from Iowa, and Makinde London, who is averaging 8.2 points and 4.6 rebounds per game.

CENTER U

Vanderbilt has turned into Center University in the last nine seasons, with a center posting double digits in all but one of those seasons. Here's a look at the totals from centers since the 2007-08 season.

2007-08 - A.J. Ogilvy - 17.0 ppg
2008-09 - A.J. Ogilvy - 15.4 ppg
2009-10 - A.J. Ogilvy - 13.4 ppg
2010-11 - Festus Ezeli - 13.0 ppg
2011-12 - Festus Ezeli - 10.1 ppg
2013-14 - Damian Jones - 11.3 ppg
2014-15 - Damian Jones - 14.5 ppg
2015-16 - Damian Jones - 13.9 ppg
2016-17 - Luke Kornet - 12.6 ppg

VU Staff Can Score

The Vanderbilt men's basketball staff has combined to score a total of 5,486 collegiate points, with head coach Bryce Drew leading the way with 2,142 points. Here's a breakdown of the staff's scoring totals.

Head Coach Bryce Drew, Valparaiso	2,142
Asst. Coach Casey Shaw, Toledo	1,562
Assoc. Head Coach Roger Powell, Jr., Illinois	1,178
Asst. Coach Jake Diebler, Valparaiso	586
Total	5,486

Kornet Excels in Classroom

Senior center Luke Kornet has been named to the SEC Academic Honor Roll in the three years he has played at Vanderbilt, and also been named a CoSida All-District Academic Selection in his sophomore and junior seasons. He was also recently named to the NABC Good Works team for his work in the Vanderbilt and Nashville communities.

Kornet is double majoring in computer science and mathematics.

Memorial Gym close to 1,000

The matchup with Chattanooga will be the 993rd regular season game played at Memorial Gym.

The Commodores have a 776-216 record at the SEC's oldest facility, a winning percentage of .782.

Dores Drain Threes

Vanderbilt made 19 threes against High Point on December 6, which set a new school record for threes in a game, surpassing an 18-three performance at Tennessee on January 8, 2005.

The Commodores also set a new record for most 3-pointers made at Memorial Gym, passing the old mark of 16 that was set on Jan. 8, 1994 vs. South Carolina and then matched on Feb. 11, 1995 vs. Arkansas. The Commodores hit 12 of their 19 3-pointers in the first half.

Four with 25+ threes

Four returning Commodores made 25 or more threes a year ago, with Matthew Fisher-Davis leading the way with 79. Riley LaChance (43), Jeff Roberson (30), and Luke Kornet (26) also eclipsed the 25 made three mark.

Returning for VU

57.3% of the team's scoring returns from a year ago, along with six players who played 28 or more games and four players who made 19 or more starts.

STAT COMPARISON

	VU 2016-17	UTC 2016-17
Record	5-5	8-2
Scoring Offense	71.3	82.1
Scoring Defense	67.9	68.2
Scoring Margin	+3.4	+13.9
FG%	.431	.495
FG% Defense	.428	.411
3FG%	.414	.357
3FG% Defense	.360	.314
Free Throw %	.766	.701
Rebounding	36.0	33.5
Rebounding Margin	+4.1	-2.8
Turnovers/game	14.0	13.4
Opponent Turnovers	11.3	17.6
Steals	4.1	10.0
Blocks	3.7	5.4



LAST TIME VS. CHATTANOOGA

Box Score



Official Basketball Box Score -- Game Totals -- Final Statistics
Vanderbilt vs Chattanooga
 11/25/01 3:30 pm at Honolulu, Hawaii



Vanderbilt 69 • 3-2

		Total	3-Ptr			Rebounds										
#	Player	FG-FGA	FG-FGA	FT-FTA	Off	Def	Tot	PF	TP	A	TO	Blk	Stl	Min		
25	Moore, Chuck	f	5-9	0-1	0-0	0	2	2	1	10	3	2	0	31		
35	Freije, Matt	f	8-14	1-3	2-3	1	4	5	3	19	2	3	0	27		
13	Przybyszewski, David	c	2-6	1-4	0-0	0	3	3	1	5	1	2	0	23		
10	Howard, Sam	g	2-4	1-2	0-0	0	1	1	1	5	2	0	0	17		
11	Lahey, Russell	g	1-1	0-0	2-2	1	2	3	1	4	4	1	0	20		
02	Thornton, Brian		1-4	0-0	0-0	1	3	4	4	2	2	1	0	17		
03	Holwerda, Jason		1-2	1-1	0-0	1	1	2	3	3	3	1	0	16		
05	Plavich, Brendan		6-8	5-6	2-2	0	4	4	3	19	2	4	0	1	24	
24	Hundley, Scott		1-2	0-0	0-0	1	0	1	2	2	0	1	0	13		
44	Smith, Corey		0-1	0-0	0-0	0	2	2	1	0	1	2	0	1	12	
	Team					3	3	6								
Totals			27-51	9-17	6-7	8	25	33	20	69	20	17	0	4	200	

FG % 1st Half: 0-0 0.0% 2nd half: 27-51 52.9% Game: 27-51 52.9% Deadball Rebounds 1
 3FG % 1st Half: 0-0 0.0% 2nd half: 9-17 52.9% Game: 9-17 52.9%
 FT % 1st Half: 0-0 0.0% 2nd half: 6-7 85.7% Game: 6-7 85.7%

Chattanooga 57 • 2-3

#	Player		Total			3-Ptr			Rebounds			PF	TP	A	TO	Blk	Stl	Min
			FG-FGA	FG-FGA	FT-FTA	FG-FGA	FG-FGA	FT-FTA	Off	Def	Tot							
21	Young, Toot	f	2-10	2-9	2-2	1	3	4	2	8	3	0	0	2	33			
40	Benson, Nick	f	2-8	0-0	9-12	3	2	5	0	13	0	2	0	3	28			
03	Ashby, Neil	c	6-6	0-0	3-4	3	4	7	3	15	0	3	6	2	30			
20	McCully, Clyde	g	5-11	0-2	1-2	0	3	3	0	11	2	4	0	3	35			
22	Spaulding, Petie	g	0-5	0-3	0-1	2	0	2	1	0	3	1	0	2	23			
15	Parker, Tim		1-5	1-3	3-4	0	1	1	1	6	0	2	0	1	16			
31	Harris, Tim		0-0	0-0	0-0	0	1	1	0	0	0	0	0	0	1			
32	Townsend, Michael		0-0	0-0	0-0	0	0	0	2	0	0	1	0	0	8			
44	Pullian, Dusty		1-1	0-0	2-2	0	2	2	0	4	0	0	0	0	26			
	Team					1	1	2										
	Totals		17-46	3-17	20-27	10	17	27	9	57	8	13	6	13	200			

FG % 1st Half: 0-0 0.0% 2nd half: 17-46 37.0% Game: 17-46 37.0% Deadball Rebounds 0
 3FG % 1st Half: 0-0 0.0% 2nd half: 3-17 17.6% Game: 3-17 17.6%
 FT % 1st Half: 0-0 0.0% 2nd half: 20-27 74.1% Game: 20-27 74.1%

Officials: Randy McCall, Winston Stith, Chuck Martin
 Technical fouls: Vanderbilt-None. Chattanooga-None.
 Attendance: 212

Score by periods	1st	2nd	Total
Vanderbilt	32	37	69
Chattanooga	24	33	57

VU led for 00:00. UTC led for 00:00. Game was tied for 00:00.

Points	In	Off	2nd	Fast	Bench
Paint	T/O	Chance	Break		
VU	0	0	0	0	0
UTC	0	0	0	0	0

Score tied - 0 times.
 Lead changed - 0 times.

CAREER SERIES Vs. CHATTANOOGA

UT Chattanooga (13-3)

1908-09	W	32-17	A
	W	52-23	H
1921-22	W	20-13	A
	L	24-29	A
1922-23	W	28-27	A
1923-24	W	34-22	A
1931-32	L	26-28	A
1936-37	W	34-28	H
	L	29-30	A
1937-38	W	44-30	A
1938-39	W	61-24	A
1948-49	W	66-51	A
1949-50	W	75-40	H
1960-61	W	92-78	H
1986-87	W	93-64	H
2001-02	W	69-57	N

At Nashville: VU leads 5-0

At Chattanooga: VU leads 7-3

At Neutral Sites: VU leads 1-0

Chattanooga Series

Vanderbilt leads 13-3

Last VU win: 69-57 (2001-02)

Last UTC win: 30-29 (1936-37)

Current win streak: VU 7

Biggest VU win: 61-24 (1938-39)

Biggest UTC win: 29-24 (1921-22)

Most VU points: 93 (1986-87)

Most UTC points: 78 (1960-61)

At Nashville

VU leads 5-0

Last VU win: 93-64 (1986-87)

Last UTC win: none

Current win streak: VU 5

Biggest VU win: 75-40 (1949-50)

Biggest UTC win: none

Most VU points: 93 (1986-87)

Most UTC points: 78 (1960-61)

At Chattanooga

VU leads 7-3

Last VU win: 66-51 (1948-49)

Last UTC win: 30-29 (1936-37)

Current win streak: VU 3

Biggest VU win: 61-24 (1938-39)

Biggest UTC win: 29-24 (1921-22)

Most VU points: 66 (1948-49)

Most UTC points: 51 (1948-49)

At Neutral Sites

VU leads 1-0

Last VU win: 69-57 (2001-02)

Last UTC win: none

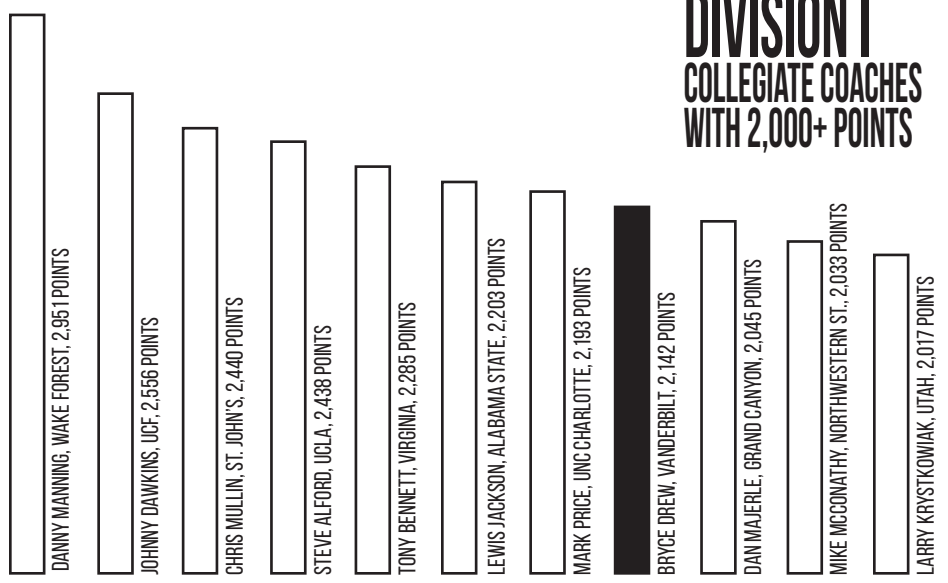
Current win streak: VU 1

Biggest VU win: 69-57 (2001-02)

Biggest UTC win: none

Most VU points: 69 (2001-02)

Most UTC points: 57 (2001-02)



DORES SIGN THREE

Head Coach Bryce Drew inked his first signing class in November, signing 6'2 guard Maxwell Evans, from Houston, Texas, 6'2 guard Saben Lee, from Tempe, Ariz., and Ejike Obinna, a 6'9 center from Enugu, Nigeria.

Evans is the number 16-ranked prospect in the state of Texas and 247sports.com ranks him as the 11th-ranked combo guard nationally.

Lee is a four-star prospect and the number 92-ranked player by Scout.com and the number 17 point guard by 247sports.com.

Obinna attends the Virginia Academy in Ashburn, Va., is a 4-star prospect by ESPN.com and Rivals.com, and is the 107th-ranked prospect in the class of 2017 by 247sports.com.

Commodores vs. SoCon

The Commodores have a 58-9 record all-time against members of the Southern Conference. Chattanooga is the only Southern Conference team on this year's regular season schedule.

974

Vanderbilt has made a 3-pointer in 974 consecutive games, a streak which began at the inception of the 3-point line in 1986-87. The Commodores rank second only to UNLV for the longest streak in Division I basketball. Vanderbilt, UNLV and Princeton are the only three schools in college basketball to have made at least one 3-pointer in every game played since the 3-point line was implemented.

NBA Commodores

Vanderbilt was one of only three schools (Kentucky, Washington) with two first-round selections in the 2016 NBA Draft when Wade Baldwin IV was drafted 17th by the Memphis Grizzlies and Damian Jones was selected 30th by the Golden State Warriors. Baldwin IV and Jones became the sixth and seventh first-round picks, respectively, in the history of the program, joining Will Perdue in 1988 (11th, Chicago), Jeff Turner in 1984 (7th, New Jersey), Clyde Lee in 1966 (3rd, San Francisco), and John Jenkins (23rd, Atlanta), and Festus Ezeli (30th, Golden State) in 2012.

2015-16 National Statistics

In 2015-16, the Commodores finished in a tie for third nationally in three-point field goal percentage defense, limiting opponents to only 29.4% from three. Vanderbilt also finished fifth in field goal percentage defense (38.6%) and ninth in blocks per game (5.5). Luke Kornet tied for third nationally in blocks, averaging 3.0 per contest.

Commodore Postseason History

The Commodores have been named to 14 NCAA Tournaments and 12 NIT's. Vanderbilt advanced to the Elite 8 in 1965 (field of 23), and the Sweet 16 in 1988, 1993, 2004, and 2007. The Commodores captured the NIT Championship in 1990 and finished runner-up in 1994.

Vanderbilt Coaching History


Bryce Drew is the ninth Commodore basketball coach of the modern era and the 27th all time.

Vanderbilt Basketball History

This is the 114th year of Vanderbilt basketball, with the first season taking place in 1900-01. There were no teams in 1904-05 and 1905-06.



HEAD COACH BRYCE DREW



THE DREW FILE

High School: Valparaiso (Ind.), '94
College: Bachelor of Arts In Sports Management, Valparaiso, '98
Family: Wife, Tara, son Bryson (2)



DREW THROUGH THE YEARS

Year	School	Position	W-L	Conf.	Postseason
2017	Vanderbilt	Head Coach	5-5	-	-
2016	Valparaiso	Head Coach	30-7	16-2	NIT Finals
2015	Valparaiso	Head Coach	28-6	13-3	NCAA Second Round
2014	Valparaiso	Head Coach	18-16	9-7	CollegelInsider.com First Round
2013	Valparaiso	Head Coach	26-8	13-3	NCAA Second Round
2012	Valparaiso	Head Coach	22-12	14-4	NIT First Round
2011	Valparaiso	Assistant Coach	23-12	12-6	CollegelInsider.com First Round
2010	Valparaiso	Assistant Coach	15-17	10-8	-
2009	Valparaiso	Assistant Coach	9-22	5-13	-
2008	Valparaiso	Assistant Coach	22-14	9-9	College Basketball Invite 2nd Rd.
2007	Valparaiso	Assistant Coach	16-15	9-5	-
2006	Valparaiso	Assistant Coach	17-12	8-8	-
2005	Valencia (Spain)	Player	38-14		Champions League Second Round
2004	New Orleans (NBA)	Player	41-41		East 1st round
2003	New Orleans (NBA)	Player	47-35		East 1st round
2002	Charlotte (NBA)	Player	44-38		East Semifinals
2001	Chicago (NBA)	Player	15-67		-
2000	Houston (NBA)	Player	34-48		-
1999	Houston (NBA)	Player	31-19		West 1st round
1998	Valparaiso	Player	23-10	13-3	NCAA Regional Semifinals
1997	Valparaiso	Player	24-7	13-3	NCAA First Round
1996	Valparaiso	Player	22-10	13-5	NCAA First Round
1995	Valparaiso	Player	20-8	14-4	-
Head Coach Totals			129-54	65-19	
Totals at Vanderbilt (Head Coach)			5-5	-	
Totals at Valparaiso (Head Coach)			124-49	65-19	
Totals at Valparaiso (Assistant)			102-92	53-49	
Totals at Valparaiso (playing)			89-35	53-15	
Totals as NBA Player			212-248		

3	Three-time Horizon League Coach of the Year
25	Averaged 25 wins a year in five years at Valparaiso
27	27th coach in Vanderbilt basketball history, and ninth of the modern era.
4	Postseason appearances as a head coach, including two in the NCAA Tournament and two in the NIT.
15	Coached 15 All-Horizon League honorees.
30	Won 30 games with Valparaiso in 2015-16.
2,142	Career points scored at Valparaiso - the most in the program's history. He is also the program's leader in 3-pointers made (364) and assists (626).
2	Two-time NABC District 12 Coach of the Year
6	Played six seasons in the NBA... Two with Houston, one with Chicago, and three with Charlotte/New Orleans
1,000	Scored over 1,000 points in his NBA career.
12	Played alongside 12 NBA All-Stars
3	Played with three players named among the Top 50 NBA Players of All Time - Charles Barkley, Hakeem Olajuwon, and Scottie Pippin
18	Has won 18 or more games each season as a head coach.



VANDERBILT ATHLETIC COMMUNICATIONS

INTERVIEW POLICY

Vanderbilt head coach Bryce Drew and selected Vanderbilt players will be available to the media before practice on a weekly basis during the non-conference season, and bi-weekly during the SEC season.

The times for those media sessions will be emailed to media members in advance of those pre-practice interviews.

Media may photograph the first 20 minutes of practice. All practices are closed to the public.

POSTGAME INTERVIEW POLICY

Vanderbilt head coach Bryce Drew will enter the Memorial Gym interview room after the NCAA-mandated 10-minute cooling off period, and after the visiting team makes an appearance in the interview room.

VUCOMMODORES.COM

The official website of Vanderbilt athletics, vucommodores.com, includes pregame notes, season statistics, videos of press conferences and meetings with the media, live stats, twitter feeds, and streaming audio and video of everything that is Commodore athletics.

@VANDYMBB

The official Twitter feed of Vanderbilt men's basketball, follow the latest information and get breaking news on Commodore basketball.

VU QUICK FACTS

Location Nashville, Tenn.
Founded 1873
Conference Southeastern
Enrollment 6,738
Nickname Commodores
Colors Black and Gold
Home Arena Memorial Gymnasium (14,316)
Chancellor Nicholas Zeppos
Vice Chancellor David Williams II
Faculty Rep. Dr. Susan Wente

Athletic Communications

Men's Basketball SID Andy Boggs
Media Relations Address 2601 Jess Neely Dr.
 Nashville, TN 37212
Office Phone (615) 343-1847
E-Mail Andy.Boggs@Vanderbilt.edu

INS AND OUTS

Career Games Played			
Player	Games	Starts	Cons. Starts
Luke Kornet	102	50	13
Nolan Cressler	96	46	-
Riley LaChance	77	65	10
Matthew Fisher-Davis	75	49	23
Jeff Roberson	74	58	13
Joe Toye	39	0	0
Djery Baptiste	10	1	0
Clevon Brown	10	0	0
Payton Willis	10	5	5

Double-Digit Scoring Games

Player	Career (Record)	'16-17	Cons.
Riley LaChance	40 (27-13)	5 (4-1)	-
Luke Kornet	38 (25-13)	6 (3-3)	-
M. Fisher-Davis	35 (22-13)	8 (5-3)	2 (1-1)
Jeff Roberson	28 (20-8)	8 (5-3)	6 (3-3)
Nolan Cressler	43	1 (1-0)	-
Joe Toye	3 (1-2)	-	-
Camron Justice	2 (2-0)	-	-
Payton Willis	3 (3-0)	3 (3-0)	-

Double-Digit Rebounding Games

Player	Career	'16-17	Cons.
Luke Kornet	8 (8-0)	-	-
Jeff Roberson	8 (7-1)	2 (1-1)	-
M. Fisher-Davis	1 (1-0)	-	-

Double-Doubles

Player	Career	'16-17	Cons.
Luke Kornet	5 (5-0)	-	-
Jeff Roberson	7 (6-1)	2 (1-1)	-
Matthew Fisher-Davis	1 (1-0)	-	-

SEC PRESEASON POLL

1. Kentucky
2. Florida
3. Texas A&M
4. Georgia
5. Arkansas
6. Vanderbilt
7. Alabama
8. South Carolina
9. Ole Miss
10. Mississippi State
11. Auburn
12. LSU
13. Tennessee
14. Missouri

First Team All-SEC

Moses Kingsley* – Arkansas, F, Sr.
 J.J. Frazier – Georgia, G, Sr.
 Edrice "Bam" Adebayo – Kentucky, F, Fr.
 De'Aaron Fox – Kentucky, G, Fr.
 Tyler Davis – Texas A&M, C, So.

Second Team All-SEC

KeVaughn Allen – Florida, G, So.
 Yante Maten – Georgia, F, Jr.
 Isaiah Briscoe – Kentucky, G, So.
 Malik Monk – Kentucky, G, Fr.
 Antonio Blakeney – LSU, G, So.
 Quindary Weatherspoon – Mississippi State, G, So.

Luke Kornet – Vanderbilt, F, Sr.

SEC Player of the Year: Moses Kingsley, Arkansas

2016-17 TRENDS

Winning Opening Tip	4-5
Losing Opening Tip	1-0
VU Scores First	2-4
Opponent Scores First	3-1
Leading at Halftime	5-2
Trailing at Halftime	0-3
Tied at Halftime	0-0
Leading with Five Minutes Remaining	5-1
Trailing with Five Minutes Remaining	0-4
Tied with Five Minutes Remaining	0-0
Leading with Two Minutes Remaining	5-0
Trailing with Two Minutes Remaining	0-3
Tied with Two Minutes Remaining	0-1
Overtime	0-0
Games Decided by Three Points or Less	0-1
Games Decided by 4-10 Points	1-2
Games Decided by 11-20 Points	1-0
Games Decided by 21-plus Points	3-2
VU Shoots 50% or Better	3-0
VU Shoots 40% or Better	4-2
VU Shoots Lower Than 40%	1-3
Opponent Shoots 50% or Better	0-2
Opponent Shoots 40% or Better	3-4
Opponent Shoots Lower Than 40%	2-1
VU Outshoots Opponent	5-1
VU Outshot by Opponent	0-4
Shoot Same Percentage	0-0
VU Scores 70 Points or More	5-2
VU Scores Less Than 70 Points	0-3
VU Scores 80 Points or More	3-0
VU Scores 90 Points or More	1-0
Opponent Scores 70 Points or More	0-4
Opponent Scores Less Than 70 Points	5-1
Opponent Scores 80 Points or More	0-1
Opponent Scores 90 Points or More	0-1
Makes More 3-Pointers Than Opponent	4-1
Makes Fewer 3-Pointers Than Opponent	0-4
3-Pointers are Equal	1-0
Outrebounded Opponent	5-1
Outrebounded by Opponent	0-4
Rebounds are Equal	0-0
Playing on National TV	2-4
Playing on Regional TV	0-0
Online Only	3-1
Playing on Weekday	5-4
Playing on Weekend	0-1
Game Tips Before 6 p.m. CT (afternoons)	0-1
Game Tips After 6 p.m. CT (evenings)	5-4
In White Uniforms	3-1
In Gold Uniforms	1-0
In Black Uniforms	1-2
In Grey Uniforms	0-2
In November	4-3
In December	1-2
In January	0-0
In February	0-0
In March	0-0
Home	4-1
Neutral	1-3
Away	0-1
Conferences	
vs. Non-Conference	5-5
Big East	0-2
Ohio Valley	2-0
MEAC	1-0
Patriot League	0-1
West Coast	1-0
Big Ten	0-1
Big South	1-0
Conference USA	0-1
Vs. SEC	0-0
Lineups	
Kornet, Roberson, Fisher-Davis, LaChance, Cressler	2-2
Kornet, Baptiste, Roberson, Fisher-Davis, LaChance	0-1
Kornet, Roberson, Fisher-Davis, LaChance, Willis	3-2



LAST TIME OUT

Box Score vs. MIDDLE TENNESSEE



Official Basketball Box Score -- Game Totals -- Final Statistics
Vanderbilt vs Middle Tennessee
12/08/16 6:35 p.m. at Murfreesboro, Tenn.



Vanderbilt 48 • 5-5

#	Player		Total		3-Ptr		Rebounds			PF	TP	A	TO	Blk	Stl	Min
			FG-FGA	FG-FGA	FT-FTA	Off	Def	Tot								
03	KORNET, Luke	f	3-13	0-2	2-2	2	3	5	1	8	1	1	1	0	1	28
11	ROBERSON, Jeff	f	4-12	1-5	2-5	1	7	8	1	11	0	3	0	1	1	32
01	WILLIS, Payton	g	0-1	0-1	2-2	0	2	2	1	2	2	1	0	0	0	16
05	FISHER-DAVIS, Matthe	g	4-13	3-7	2-2	0	3	3	1	13	1	4	0	1	1	36
13	LACHANCE, Riley	g	1-4	0-2	0-0	0	4	4	2	2	2	3	0	0	0	34
02	TOYE, Joe		1-2	1-1	0-0	0	1	1	0	3	1	1	0	0	0	8
12	BAPTISTE, Djery		0-0	0-0	0-0	0	0	0	0	0	0	0	0	0	0	3
15	BROWN, Clevon		3-4	0-0	0-0	1	3	4	1	6	1	0	1	0	0	17
24	CRESSLER, Nolan		1-4	0-1	1-2	0	2	2	3	3	1	0	0	1	1	26
	Team					1	3	4								
Totals			17-53	5-19	9-13	5	28	33	10	48	9	13	2	3	3	200
FG % 1st Half: 9-28 32.1%			2nd half: 8-25 32.0%			Game: 17-53 32.1%			Deadball							
3FG % 1st Half: 4-13 30.8%			2nd half: 1-6 16.7%			Game: 5-19 26.3%			Rebounds							
FT % 1st Half: 1-2 50.0%			2nd half: 8-11 72.7%			Game: 9-13 69.2%			2							

Middle Tennessee 71 • 9-1

#	Player		Total		3-Ptr		Rebounds			PF	TP	A	TO	Blk	Stl	Min
			FG-FGA	FG-FGA	FT-FTA	Off	Def	Tot								
22	WILLIAMS, JaCorey	f	6-9	0-0	1-2	0	10	10	2	13	0	1	0	1	1	31
30	UPSHAW, Reggie	f	7-12	0-2	0-2	1	5	6	2	14	5	1	1	3	3	35
00	DIXON, Tyrik	g	1-4	0-1	0-0	1	5	6	1	2	2	3	0	1	2	23
11	SIMPSON, Edward	g	1-5	1-5	0-0	0	1	1	1	3	6	1	0	2	2	29
20	POTTS, Giddy	g	10-17	4-9	3-3	1	8	9	2	27	1	0	0	3	3	34
01	WALTERS, Brandon		1-4	0-0	0-0	1	1	2	1	2	1	0	1	0	0	10
02	JOHNSON, Antwain		0-4	0-3	3-4	1	1	2	0	3	0	0	0	0	0	9
04	HABERSHAM, Xavier		2-5	2-3	0-0	0	1	1	1	6	0	0	0	0	0	21
14	MILLER, Chase		0-0	0-0	0-0	0	0	0	0	0	0	0	1	0	0	2
24	COPELAND, Quavius		0-0	0-0	0-0	0	0	0	0	0	0	0	0	0	0	2
25	GAMBLE, Karl		0-1	0-1	1-2	0	0	0	2	1	0	0	0	0	0	2
45	FOOTE, Aldonis		0-0	0-0	0-0	0	0	0	2	0	0	0	0	0	0	2
	Team					2	0	2								
Totals			28-61	7-24	8-13	7	32	39	14	71	15	6	3	10	10	200
FG % 1st Half: 12-29 41.4%			2nd half: 16-32 50.0%			Game: 28-61 45.9%			Deadball							
3FG % 1st Half: 4-13 30.8%			2nd half: 3-11 27.3%			Game: 7-24 29.2%			Rebounds							
FT % 1st Half: 3-6 50.0%			2nd half: 5-7 71.4%			Game: 8-13 61.5%			3,1							

Officials: Ray Natili, Patrick Adams, Roger Ayers
Technical fouls: Vanderbilt-None. Middle Tennessee-None.
Attendance: 9606

Score by periods	1st	2nd	Total
Vanderbilt	23	25	48
Middle Tennessee	31	40	71

Last FG - VU 2nd-05:23, MT 2nd-01:52.
Largest lead - VU by 4 1st-16:01, MT by 26 2nd-06:51.
VU led for 04:39. MT led for 34:03. Game was tied for 01:18.

Points	In	Off	2nd	Fast	Bench
VU	22	4	6	0	12
MT	28	17	3	16	12

Score tied - 2 times.
Lead changed - 3 times.

RECAP

Murfreesboro, Tenn. (AP) -- Giddy Potts scored 27 points and Middle Tennessee won its third straight over an SEC opponent with a 71-48 win over Vanderbilt on Thursday night.

Potts made four 3-pointers and grabbed nine rebounds in the Blue Raiders' seventh straight win.

Reggie Upshaw added 14 points, six rebounds and five assists for the Blue Raiders, ranked fifth in the RPI ratings. Arkansas transfer JaCorey Williams had 13 points and 10 rebounds.

Matthew Fisher-Davis led Vanderbilt (5-5) with 13 points and Jeff Roberson scored 11.

The Commodores struggled offensively, hitting 32 percent from the floor on 17-of-53 shooting.

Two nights after breaking a school record with 19 3-pointers in a win over High Point, Vanderbilt made 5 of 19 from beyond the arc.

MTSU went 7 of 24 from beyond the arc.

Xavier Habersham's 3-pointer capped a 14-1 run, giving MTSU a 21-12 lead with 7:49 left in the first half.

Vanderbilt went scoreless for 8:29 during that stretch as it shot 0 for 11 from the floor.

Middle Tennessee, off to its best start in five years, took a 31-23 lead into halftime before pulling away during the final 20 minutes.

MTSU has won 72 of its last 84 games at the Murphy Center.

The Blue Raiders narrowed the series deficit to 29-6.



Official Basketball Box Score -- Game Totals -- Final Statistics
Vanderbilt vs Marquette
11/11/16 6:37 PM at Annapolis, Md. (Alumni Hall)



Vanderbilt 71 • 0-1

#	Player	Total		3-Ptr		Rebounds			PF	TP	A	TO	Blk	Stl	Min
		FG	FGA	FG	FGA	Off	Def	Tot							
03	KORNET, Luke	4	9	1	4	6	5	5	3	15	1	3	2	0	23
11	ROBERSON, Jeff	3	11	1	4	2	4	6	0	9	2	5	0	1	33
05	FISHER-DAVIS, Matthe	4	10	2	5	2	0	10	0	12	1	4	0	0	22
13	LACHANCE, Riley	3	5	2	3	1	2	0	9	2	1	1	0	0	33
24	CRESSLER, Nolan	3	8	1	1	0	3	6	9	1	7	1	3	0	19
00	JUSTICE, Camron	1	5	0	3	0	2	2	0	2	3	1	0	1	19
01	WILLIS, Payton	1	3	0	1	1	1	2	0	3	1	0	0	1	8
02	TOYE, Joe	2	4	0	2	4	1	1	2	1	8	2	1	0	21
12	BAPTISTE, Djery	0	1	0	0	1	2	0	1	4	1	0	0	1	9
15	BROWN, Clevon	2	2	1	1	0	1	2	1	5	0	1	1	0	13
Team						1	1	2							
Totals		23	58	8	24	17	26	37	10	71	13	19	5	4	200

FG % 1st Half: 14-33 42.4% 2nd half: 9-25 36.0% Game: 23-58 39.7%
3FG % 1st Half: 5-13 38.5% 2nd half: 3-11 27.3% Game: 8-24 33.3%
FT % 1st Half: 7-10 70.0% 2nd half: 10-16 62.5% Game: 17-26 65.4%

Deadball Rebounds 4

Marquette 95 • 1-0

#	Player		Total		3-Ptr		Rebounds			PF	TP	A	TO	Blk	Stl	Min
			FG	FGA	FG	FGA	FT	FTA	Off							
40	FISCHER, Luke	c	7-9	0-0	4-4	3	4	7	3	18	3	0	3	2	32	
00	HOWARD, Markus		0-2	0-0	0-0	0	0	0	4	0	2	1	0	0	11	
22	REINHARDT, Katin	g	4-14	1-6	0-0	0	4	4	1	9	3	2	0	2	26	
23	JOHNSON, Jajuan	g	9-13	3-5	0-0	1	3	4	3	21	3	1	1	6	29	
25	CHEATHAM, Haanif	g	6-11	3-5	0-0	0	6	6	1	15	3	1	1	0	28	
01	WILSON, Duane		4-6	1-2	0-0	0	3	3	1	9	0	2	0	0	14	
05	COHEN III, Sandy		0-1	0-0	0-0	1	1	2	1	0	0	2	0	0	5	
10	HAUSER, Sam		5-8	4-7	0-0	1	2	3	2	14	1	0	1	0	19	
12	HELDT, Matt		1-1	0-0	0-1	0	1	1	4	2	0	2	0	0	3	
21	CARTER, Traci		3-6	1-3	0-0	3	1	4	2	7	5	0	0	0	19	
30	ROWSEY, Andrew		0-3	0-3	0-0	0	2	2	1	0	2	0	0	0	14	
Team						1	2	3								
Totals			39-74	13-31	4-5	10	29	39	22	95	22	12	4	13	200	
FG % 1st Half: 16-35 45.7% 2nd half: 23-39 59.0% Game: 39-74 52.7% Deadball Rebounds 0																
3FG % 1st Half: 3-12 25.0% 2nd half: 10-19 52.6% Game: 13-31 41.9%																
FT % 1st Half: 4-5 80.0% 2nd half: 0-0 0.0% Game: 4-5 80.0%																

Officials: Michael Stephens, James Breeding, Les Jones
Technical fouls: Vanderbilt-None. Marquette-None.
Attendance: 2016 Veterans Classic

Score by periods	1st	2nd	Total
Vanderbilt	40	31	71
Marquette	39	56	95

Points	In	Off	2nd	Fast	Bench
VU	22	11	9	2	19
MU	44	35	19	19	32

Last FG - VU 2nd-00:00, MU 2nd-01:35.
Largest lead - VU by 1 1st-00:25, MU by 32 2nd-03:51.
VU led for 01:23. MU led for 35:25. Game was tied for 03:12.

Score tied - 5 times.
Lead changed - 2 times.



Official Basketball Box Score -- Game Totals -- Final Statistics
Belmont vs Vanderbilt
11/15/16 8 p.m. at Nashville, Tenn. (Memorial Gym)



Belmont 66 • 0-1

#	Player	Total		3-Ptr		Rebounds			PF	TP	A	TO	Blk	Stl	Min
		FG	FGA	FG	FGA	FT	FTA	Off							
32	EKEKEZE, Amanze	f	7-10	3-5	1-1	1	4	5	4	18	1	1	0	0	26
35	BRADDS, Evan	f	6-15	1-2	6-10	1	7	8	2	19	1	1	1	1	31
01	LUKE, Austin	g	2-7	1-6	0-0	0	3	3	2	5	6	0	0	1	29
03	WINDLER, Dylan	f	3-5	1-3	0-0	4	2	6	2	7	2	0	1	0	28
20	BARNETTE, Taylor	g	3-15	3-13	2-2	1	3	4	3	11	2	3	0	0	35
02	SMITH, Nick		1-6	0-5	0-0	1	0	1	4	2	0	0	0	1	17
11	MCCLAIN, Kevin		2-8	0-5	0-0	1	0	1	2	4	3	2	0	0	15
21	SAMPSON, Burton		0-1	0-1	0-0	0	0	0	0	0	0	1	0	0	8
24	BENKERT, Michael		0-0	0-0	0-0	1	1	2	0	0	0	0	0	1	5
31	LESTER, Josh		0-0	0-0	0-0	0	0	0	1	0	0	0	0	0	0+
41	HADDEN, Tyler		0-1	0-1	0-0	0	0	0	3	0	0	0	0	0	4
50	ADELSPERGER, Seth		0-0	0-0	0-0	0	1	1	0	0	0	0	0	0	2
Team						0	2	2							
Totals			24-68	9-41		9-13	10-23	33-33	23	66	15	9	2	4	200
FG % 1st Half: 9-30		30.0%	2nd half: 15-38		39.5%	Game: 24-68		35.3%	Deadball Rebounds						
3FG % 1st Half: 1-18		5.6%	2nd half: 8-23		34.8%	Game: 9-41		22.0%	3						
FT % 1st Half: 2-2		100.0%	2nd half: 7-11		63.6%	Game: 9-13		69.2%							

Vanderbilt 80 • 1-1

#	Player	Total		3-Ptr		Rebounds			PF	TP	A	TO	Blk	Stl	Min
		FG	FGA	FG	FGA	FT	FTA	Off							
03	KORNET, Luke	f	4-9	0-0	12-16	2	5	7	1	20	2	3	3	0	29
11	ROBERSON, Jeff	f	4-8	2-4	0-0	2	6	8	5	10	4	1	0	0	33
05	FISHER-DAVIS, Matthe	g	4-10	3-6	5-5	0	3	3	0	16	0	2	0	0	34
13	LACHANCE, Riley	g	1-3	1-1	2-2	0	3	3	0	5	4	1	0	0	24
24	CRESSLER, Nolan	g	2-5	1-2	0-0	1	4	5	3	5	3	0	0	1	28
00	JUSTICE, Camron		1-2	1-1	0-0	0	1	1	0	3	0	1	0	0	6
01	WILLIS, Payton		3-5	1-3	3-4	1	0	1	1	10	0	2	0	1	16
02	TOYE, Joe		1-3	0-1	1-2	0	6	6	0	3	0	1	0	0	14
12	BAPTISTE, Djery		3-5	0-0	2-2	0	3	3	4	8	0	2	0	0	11
15	BROWN, Clevon		0-0	0-0	0-0	0	0	0	1	0	0	0	1	0	5
Team						1	3	4							
Totals			23-50	9-18	25-31	7	34	41	15	80	13	14	4	2	200
FG % 1st Half: 14-26 53.8% 2nd half: 9-24 37.5% Game: 23-50 46.0%															
3FG % 1st Half: 6-9 66.7% 2nd half: 3-9 33.3% Game: 9-18 50.0%															
FT % 1st Half: 2-4 50.0% 2nd half: 23-27 85.2% Game: 25-31 80.6%															
															Deadball Rebounds 3,1

Officials: Olandis Poole, Bart Lenox, Jason Baker
Technical fouls: Belmont-None. Vanderbilt-None.
Attendance: 9116

Score by periods	1st	2nd	Total
Belmont	21	45	66
Vanderbilt	36	44	80

Points	In	Off	2nd	Fast	Bench
BEL	28	8	7	2	6
VU	24	3	12	3	24

Last FG - BEL 2nd-00:56, VU 2nd-01:17.
Largest lead - BEL by 2 1st-19:45, VU by 16 1st-01:41.
BEL led for 00:15. VU led for 39:30. Game was tied for 00:15.

Score tied - 0 times.
Lead changed - 1 time.



Official Basketball Box Score -- Game Totals -- Final Statistics
Norfolk State vs Vanderbilt
11/18/16 7 p.m. at Nashville, Tenn. (Memorial Gym)



Norfolk State 52 • 2-2

#	Player	Total		3-Ptr		Rebounds			PF	TP	A	TO	Blk	Stl	Min
		FG	FGA	FG	FGA	Off	Def	Tot							
22	LONG,Alex	f	1-9	0-0	1-2	2	3	5	3	3	0	3	0	0	20
05	GELLINEAU,Bryan	c	0-1	0-0	0-0	0	1	1	3	0	0	4	1	0	12
02	ROBINSON,Zaynah	g	2-8	0-1	2-2	0	2	2	1	6	1	0	0	1	30
03	WADE,Jonathan	g	6-14	1-4	7-9	2	6	8	2	20	0	2	0	1	36
04	GOSS,Micah	c	1-6	1-4	0-0	0	1	1	1	3	0	0	0	0	16
00	WARD,Carrington		2-10	0-1	0-0	1	2	3	0	4	1	1	0	1	22
13	ALLEN,Stavian		0-0	0-0	0-0	0	2	2	3	0	0	0	0	0	8
20	BROWN,Alex		0-1	0-0	0-0	0	0	0	0	0	0	0	0	0	7
24	WILLIAMS,Kyle		0-1	0-1	0-0	0	0	0	0	0	0	0	0	0	11
44	ROBINSON,Dan		3-5	0-0	1-1	3	1	4	4	7	0	0	0	0	22
45	BUTLER,Jordan		3-5	0-0	3-6	2	2	4	4	9	0	2	0	0	16
Team						3	3	6							
Totals			18-60	2-11	14-20	13	23	36	21	52	2	12	1	3	200
FG % 1st Half: 9-31 29.0% 2nd half: 9-29 31.0% Game: 18-60 30.0%															
3FG % 1st Half: 2-5 40.0% 2nd half: 0-6 0.0% Game: 2-11 18.2%															
FT % 1st Half: 8-11 72.7% 2nd half: 6-9 66.7% Game: 14-20 70.0%															
Deadball Rebounds 2															

Vanderbilt 75 • 2-1

#	Player		Total		3-Ptr		Rebounds			PF	TP	A	TO	Blk	Stl	Min
			FG	FGA	FG	FGA	Off	Def	Tot							
11	ROBERSON, Jeff	f	2-8	1-4	6-6	5	6	11	3	11	3	3	0	0	24	
03	KORNET, Luke	c	2-5	0-0	5-6	1	4	5	1	9	0	1	4	0	22	
05	FISHER-DAVIS, Matthe	g	5-12	4-9	4-4	0	3	3	3	18	2	0	1	1	27	
13	LACHANCE, Riley	g	4-7	3-5	1-1	0	4	4	3	12	1	3	0	2	22	
24	CRESSLER, Nolan	g	1-5	1-3	0-0	1	2	3	2	3	1	0	0	0	15	
00	JUSTICE, Camron		1-4	0-2	0-0	0	1	1	0	2	2	3	0	0	15	
01	WILLIS, Payton		1-4	0-1	0-0	2	2	4	1	2	5	3	0	0	20	
02	TOYE, Joe		1-3	0-1	3-4	1	2	3	2	5	2	0	0	0	21	
12	BAPTISTE, Djery		2-4	0-0	3-6	4	3	7	3	7	0	2	3	1	18	
15	BROWN, Clevon		2-4	1-3	1-1	0	3	3	1	6	0	0	1	0	16	
	Team		21-56	10-28	23-28	15	31	46	19	75	16	13	9	4	200	
	Totals															
	FG % 1st Half: 9-30	30.0%	2nd half: 12-26	46.2%	Game: 21-56	37.5%										Deadball
	3FG % 1st Half: 5-17	29.4%	2nd half: 5-11	45.5%	Game: 10-28	35.7%										Rebounds
	FT % 1st Half: 14-16	87.5%	2nd half: 9-12	75.0%	Game: 23-28	82.1%										2,2



Official Basketball Box Score -- Game Totals -- Final Statistics
Vanderbilt vs Butler
11/24/16 5:00pm at Orleans Arena, Las Vegas, NV



Vanderbilt 66 • 2-3

#	Player	Total		3-Ptr		Rebounds			PF	TP	A TO Blk Stl				Min
		FG	FGA	FG	FGA	FT	FTA	Off Def Tot			A	TO	Blk	Stl	
03	KORNET, Luke	f	2-11	1-5	0-0	1	4	5	3	5	1	4	2	0	28
11	ROBERSON, Jeff	f	3-5	0-2	5-6	0	4	4	4	11	1	2	1	1	25
12	BAPTISTE, Djery	c	1-3	0-0	0-0	1	1	2	3	2	0	2	0	0	17
05	FISHER-DAVIS, Matthe	g	1-3	0-2	0-0	1	2	3	0	2	0	0	0	1	11
13	LACHANCE, Riley	g	2-6	1-2	2-2	1	3	4	3	7	6	2	0	0	34
00	JUSTICE, Camron	g	0-2	0-1	1-2	0	1	1	2	1	1	0	0	0	10
01	WILLIS, Payton	g	5-8	2-5	5-6	1	2	3	2	17	2	2	1	0	27
02	TOYE, Joe	g	3-5	0-1	1-2	0	2	2	4	7	0	1	0	1	14
15	BROWN, Clevon	g	2-4	2-2	0-0	2	2	4	2	6	0	1	0	0	16
20	MCGLOIN, Phillip	g	0-0	0-0	0-0	0	0	0	1	0	0	0	0	0	0+
24	CRESSLER, Nolan	g	3-5	1-2	1-1	0	3	3	5	8	0	2	0	2	18
Team						1	1	2							
Totals			22-52	7-22	15-19	8	25	33	29	66	11	16	4	5	200

FG % 1st Half: 11-28 39.3% 2nd half: 11-24 45.8% Game: 22-52 42.3%
 3FG % 1st Half: 4-12 33.3% 2nd half: 3-10 30.0% Game: 7-22 31.8%
 FT % 1st Half: 8-10 80.0% 2nd half: 7-9 77.8% Game: 15-19 78.9%

Butler 76 • 5-0

#	Player	Total		3-Ptr		Rebounds			PF	TP	A TO Blk Stl				Min
		FG	FGA	FG	FGA	FT	FTA	Off Def Tot			A	TO	Blk	Stl	
04	WIDEMAN, Tyler	f	1-4	0-0	6-6	6	1	7	2	8	1	3	0	0	27
30	MARTIN, Kelan	f	3-12	1-5	7-10	0	3	3	4	14	2	2	0	3	30
45	CHRABASCZ, Andrew	f	3-7	2-3	4-4	3	7	10	2	12	3	1	0	1	37
00	WOODSON, Avery	g	2-6	1-4	0-0	0	4	4	2	5	2	0	0	0	17
01	LEWIS, Tyler	g	4-9	1-4	6-10	0	2	2	0	15	4	2	0	0	30
03	BALDWIN, Kamar	g	5-7	2-3	0-0	0	1	1	3	12	1	1	0	1	27
11	SAVAGE, Kethan	g	1-1	0-0	0-2	0	1	1	0	2	0	0	0	0	6
20	BADDLEY, Henry	g	0-0	0-0	0-0	0	0	0	0	0	0	0	0	0	2
22	McDERMOTT, Sean	g	2-6	2-6	1-2	1	5	6	4	7	1	2	0	0	20
51	FWLER, Nate	g	0-0	0-0	1-2	2	0	2	0	1	0	1	1	1	4
Team						0	0	0							
Totals			21-52	9-25	25-36	12	24	36	17	76	14	12	1	6	200

FG % 1st Half: 10-23 43.5% 2nd half: 11-29 37.9% Game: 21-52 40.4%
 3FG % 1st Half: 7-13 53.8% 2nd half: 2-12 16.7% Game: 9-25 36.0%
 FT % 1st Half: 14-17 82.4% 2nd half: 11-19 57.9% Game: 25-36 69.4%

Officials: Duke Edsall, Rick Randall, Ed Crenshaw

Technical fouls: Vanderbilt-TEAM, Butler-None.

Attendance:

Score by periods	1st	2nd	Total
Vanderbilt	34	32	66
Butler	41	35	76

	Points	In Paint	Off T/O	2nd Chance	Fast Break	Bench
VU	30	10	8	2	39	
BUT	24	21	10	4	22	

Last FG - VU 2nd-00:07, BUT 2nd-01:33.
 Largest lead - VU by 4 1st-18:04, BUT by 12 2nd-01:33.
 VU led for 06:14. BUT led for 33:02. Game was tied for 00:44.

Score tied - 3 times.
 Lead changed - 5 times.



Official Basketball Box Score -- Game Totals -- Final Statistics
Santa Clara vs Vanderbilt
11/25/16 5:00 PM at Orleans Arena, Las Vegas, NV



Santa Clara 66 • 3-4

#	Player	Total		3-Ptr		Rebounds			PF	TP	A TO Blk Stl				Min
		FG	FGA	FG	FGA	FT	FTA	Off Def Tot			A	TO	Blk	Stl	
03	JADERSTEN, Henrik	*	2-6	1-5	0-0	0	5	5	2	5	1	0	0	0	36
04	PUGH, Jarvis	*	3-7	0-2	2-2	0	5	5	2	8	1	2	0	0	37
12	HAUSER, Matt	*	2-8	0-3	0-0	0	3	3	2	4	4	0	0	0	37
23	BROWNBRIDGE, Jared	*	10-15	4-9	12-13	0	1	1	0	36	2	1	1	0	36
43	KRATCH, Nate	*	4-9	1-2	0-0	0	3	3	4	9	0	1	0	0	27
01	WARDLOW, Evan	*	0-0	0-0	0-0	0	0	0	2	0	0	1	0	0	7
10	HEALY, Kai	*	1-2	0-0	0-0	0	0	0	3	2	0	1	0	0	11
22	HUBBARD, Matt	*	0-0	0-0	0-0	1	0	1	4	0	0	2	0	0	5
35	LEWIS, Tony	*	1-2	0-0	0-0	0	1	1	1	2	0	1	0	0	4
Team						0	2	2							
Totals			23-49	6-21	14-15	1	20	21	20	66	8	9	1	0	200

FG % 1st Half: 10-24 41.7% 2nd half: 13-25 52.0% Game: 23-49 46.9%
 3FG % 1st Half: 3-13 23.1% 2nd half: 3-8 37.5% Game: 6-21 28.6%
 FT % 1st Half: 0-0 0.0% 2nd half: 14-15 93.3% Game: 14-15 93.3%

Vanderbilt 76 • 3-3

#	Player	Total		3-Ptr		Rebounds			PF	TP	A TO Blk Stl				Min
		FG	FGA	FG	FGA	FT	FTA	Off Def Tot			A	TO	Blk	Stl	
01	WILLIS, Payton	*	2-5	1-4	0-0	1	3	4	0	5	8	4	0	0	32
03	KORNET, Luke	*	4-9	1-3	9-10	1	5	6	3	18	0	3	1	0	30
05	FISHER-DAVIS, Matthe	*	4-9	3-6	3-3	0	2	2	2	14	2	2	0	0	35
11	ROBERSON, Jeff	*	4-8	3-5	1-4	0	4	4	2	12	1	4	0	0	32
13	LACHANCE, Riley	*	6-7	5-6	0-0	0	4	4	4	17	6	0	0	1	32
02	TOYE, Joe	*	1-2	1-1	0-0	0	0	0	0	3	1	0	0	0	9
12	BAPTISTE, Djery	*	2-2	0-0	0-0	0	0	0	3	4	0	0	0	0	10
15	BROWN, Clevon	*	0-3	0-2	0-0	1	2	3	0	0	0	0	0	0	8
24	CRESSLER, Nolan	*	1-3	1-1	0-0	2	1	3	1	3	0	0	0	0	12
Team						2	4	6							
Totals			24-48	15-28	13-17	7	25	32	15	76	18	13	1	1	200

FG % 1st Half: 14-26 53.8% 2nd half: 10-22 45.5% Game: 24-48 50.0%
 3FG % 1st Half: 10-16 62.5% 2nd half: 5-12 41.7% Game: 15-28 53.6%
 FT % 1st Half: 3-6 50.0% 2nd half: 10-11 90.9% Game: 13-17 76.5%

Officials: Rick Randall, Ed Crenshaw, John St. Clair

Technical fouls: Santa Clara-None. Vanderbilt-None.

Attendance:

Score by periods	1st	2nd	Total
Santa Clara	23	43	66
Vanderbilt	41	35	76

	Points	In Paint	Off T/O	2nd Chance	Fast Break	Bench
SCU	22	14	2	0	4	
VU	14	5	3	2	10	

Last FG - SCU 2nd-00:24, VU 2nd-01:21.
 Largest lead - SCU None, VU by 18 1st-00:02.
 SCU led for 00:00. VU led for 39:43. Game was tied for 00:17.

Score tied - 0 times.
 Lead changed - 0 times.



Official Basketball Box Score -- Game Totals -- Final Statistics
Tennessee State vs Vanderbilt
11/29/16 7:00 pm at Nashville, Tenn. (Memorial Gym)



Tennessee State 59 • 6-1

#	Player	Total		3-Ptr		Rebounds			PF	TP	A TO Blk Stl				Min
		FG	FGA	FG	FGA	FT	FTA	Off Def Tot			A	TO	Blk	Stl	
04	HAMILTON, K.	f	7-12	3-5	2-5	3	1	4	2	19	0	4	1	0	26
33	MARTIN, Wayne	f	2-5	0-1	1-2	1	3	4	2	5	0	4	0	0	28
03	REED, Jordan	g	2-5	0-0	2-6	2	2	4	4	6	2	1	1	2	29
05	MCCALL, Tahjere	g	1-3	0-0	6-10	0	0	0	5	8	3	0	0	1	20
14	REDDICK, Darreon	g	5-14	2-3	0-0	0	0	0	0	12	0	0	0	0	28
00	CHANEY, Armani	g	1-3	0-1	0-0	0	2	2	2	2	2	2	0	0	22
07	SPENCER, Delano	g	2-7	2-5	0-0	0	0	0	2	6	1	1	0	0	22
15	WILLIAMS, Xavier	g	0-0	0-0	0-0	0	1	1	0	0	0	0	0	0	3
21	MEKOWULU, Christian	g	0-0	0-0	1-2	1	0	1	3	1	0	2	1	0	19
23	EVERETT, A'Torey	g	0-0	0-0	0-0	0	0	0	0	0	0	0	0	0	3
Team						2	2	4							
Totals			20-49	7-15	12-25	9	11	20	20	59	8	14	3	3	200

FG % 1st Half: 9-27 33.3% 2nd half: 11-22 50.0% Game: 20-49 40.8%
 3FG % 1st Half: 2-7 28.6% 2nd half: 5-8 62.5% Game: 7-15 46.7%
 FT % 1st Half: 2-6 33.3% 2nd half: 10-19 52.6% Game: 12-25 48.0%

Vanderbilt 83 • 4-3

#	Player	Total		3-Ptr		Rebounds			PF	TP	A TO Blk Stl				Min
		FG	FGA	FG	FGA	FT	FTA	Off Def Tot			A	TO	Blk	Stl	
11	ROBERSON, Jeff	f	5-10	2-4	1-2	0	5	5	3	13	0	4	0	2	31
03	KORNET, Luke	c	2-4	0-1	8-8	3	3	6	2	12	1	3	2	1	28
01	WILLIS, Payton	g	2-4	1-3	4-4	1	1	2	3	9	3	3	0	0	23</



Official Basketball Box Score -- Game Totals -- Final Statistics
High Point vs Vanderbilt
 12/06/16 7 p.m. at Nashville, Tenn. (Memorial Gym)



High Point 63 • 4-5

#	Player	Total		3-Ptr		Rebounds			PF	TP	A	TO	Blk	Stl	Min
		FG	FGA	FG	FGA	Off	Def	Tot							
25	MADISON, Ricky	f	0-0	0-0	2-2	0	0	0	5	2	1	3	0	1	20
33	BOWMAN JR, Miles	f	5-10	2-3	10-12	3	3	6	1	22	1	2	1	0	27
02	WHITE, Austin	g	2-3	1-1	0-0	0	1	1	1	5	3	1	0	1	20
03	WRIGHT, Jamal	g	4-4	4-4	0-0	0	4	4	3	12	1	6	0	0	30
22	FOX, Andre	g	1-8	1-2	0-0	0	2	2	0	3	0	2	0	0	24
04	WILLIAMS, Jalen		0-1	0-0	0-0	0	0	0	0	0	1	2	0	0	16
10	THOMPSON, Tarique		2-3	1-1	0-0	0	1	1	3	5	0	1	0	1	20
14	VARGO, Luke		1-1	1-1	0-0	0	0	0	0	3	1	0	0	0	10
24	LINDAUER, Anthony		4-10	2-2	1-2	0	3	3	4	11	3	2	0	2	27
34	WHITEHEAD, Jordan		0-0	0-0	0-0	0	1	1	0	0	0	0	0	0	3
35	GOODING, Dexter		0-1	0-1	0-0	0	1	1	0	0	1	0	0	0	3
Team						1	1	2							
Totals			19-41	12-15	13-16	4	17	21	17	63	12	19	1	5	200

FG % 1st Half: 14-25 56.0% 2nd half: 5-16 31.3% Game: 19-41 46.3% Deadball Rebounds 1
 3FG % 1st Half: 8-9 88.9% 2nd half: 4-6 66.7% Game: 12-15 80.0%
 FT % 1st Half: 6-7 85.7% 2nd half: 7-9 77.8% Game: 13-16 81.3%

Vanderbilt 90 • 5-4

#	Player	Total		3-Ptr		Rebounds			PF	TP	A	TO	Blk	Stl	Min
		FG	FGA	FG	FGA	Off	Def	Tot							
05	FISHER-DAVIS, Matthe	f	6-10	4-8	3-4	0	3	3	0	19	3	1	1	0	29
11	ROBERSON, Jeff	f	5-8	4-7	0-0	0	3	3	2	14	2	2	0	0	25
03	KORNET, Luke	c	3-8	0-2	2-2	0	3	3	4	8	1	1	1	1	23
01	WILLIS, Payton	g	4-5	3-4	2-2	0	2	2	2	13	4	1	0	1	23
13	LACHANCE, Riley	g	4-4	4-4	2-2	0	2	2	2	14	7	1	0	2	29
00	JUSTICE, Camron		1-1	0-0	1-1	0	1	1	0	3	0	1	0	1	6
02	TOYE, Joe		1-5	1-2	3-4	2	3	5	1	6	1	1	0	0	18
12	BAPTISTE, Djery		0-0	0-0	0-0	0	1	1	2	0	0	1	0	0	14
15	BROWN, Clevon		1-2	1-2	0-0	0	0	0	2	3	0	1	1	0	11
20	MCGLOIN, Phillip		0-0	0-0	0-0	0	0	0	0	0	0	0	0	0	0+
24	CRESSLER, Nolan		4-7	2-3	0-0	2	2	4	1	10	5	3	0	3	22
Team						2	0	2							
Totals			29-50	19-32	13-15	6	20	26	16	90	23	13	3	8	200

FG % 1st Half: 16-27 59.3% 2nd half: 13-23 56.5% Game: 29-50 58.0% Deadball Rebounds 0
 3FG % 1st Half: 12-19 63.2% 2nd half: 7-13 53.8% Game: 19-32 59.4%
 FT % 1st Half: 6-6 100.0 2nd half: 7-9 77.8% Game: 13-15 86.7%

Officials: John Hampton, Terry Moore, Nathan Bemis
 Technical fouls: High Point-None. Vanderbilt-None.
 Attendance: 8288

Score by periods	1st	2nd	Total
High Point	42	21	63
Vanderbilt	50	40	90

Last FG - HPU 2nd-00:58, VU 2nd-01:26.
 Largest lead - HPU by 7 1st-14:13, VU by 30 2nd-03:40.
 HPU led for 04:34, VU led for 34:14. Game was tied for 01:11.

Points	In	Off	2nd	Fast	Bench
HPU	10	11	5	0	19
VU	12	33	8	10	22

Score tied - 0 times.
 Lead changed - 4 times.



Official Basketball Box Score -- Game Totals -- Final Statistics
Vanderbilt vs Middle Tennessee
 12/08/16 6:35 p.m. at Murfreesboro, Tenn.



Vanderbilt 48 • 5-5

#	Player	Total		3-Ptr		Rebounds			PF	TP	A	TO	Blk	Stl	Min
		FG	FGA	FG	FGA	Off	Def	Tot							
03	KORNET, Luke	f	3-13	0-2	2-2	2	3	5	1	8	1	1	1	0	28
11	ROBERSON, Jeff	f	4-12	1-5	2-5	1	7	8	1	11	0	3	0	1	32
01	WILLIS, Payton	g	0-1	0-1	2-2	0	2	2	1	2	2	1	0	0	16
05	FISHER-DAVIS, Matthe	g	4-13	3-7	2-2	0	3	3	1	13	1	4	0	1	36
13	LACHANCE, Riley	g	1-4	0-2	0-0	0	4	4	2	2	2	3	0	0	34
02	TOYE, Joe		1-2	1-1	0-0	0	1	1	0	3	1	1	0	0	8
12	BAPTISTE, Djery		0-0	0-0	0-0	0	0	0	0	0	0	0	0	0	3
15	BROWN, Clevon		3-4	0-0	0-0	1	3	4	1	6	1	0	1	0	17
24	CRESSLER, Nolan		1-4	0-1	1-2	0	2	2	3	3	1	0	0	1	26
Team						1	3	4							
Totals			17-53	5-19	9-13	5	28	33	10	48	9	13	2	3	200

FG % 1st Half: 9-28 32.1% 2nd half: 8-25 32.0% Game: 17-53 32.1% Deadball Rebounds 2
 3FG % 1st Half: 4-13 30.8% 2nd half: 1-6 16.7% Game: 5-19 26.3%
 FT % 1st Half: 1-2 50.0% 2nd half: 8-11 72.7% Game: 9-13 69.2%

Middle Tennessee 71 • 9-1

#	Player	Total		3-Ptr		Rebounds			PF	TP	A	TO	Blk	Stl	Min
		FG	FGA	FG	FGA	Off	Def	Tot							
22	WILLIAMS, JaCorey	f	6-9	0-0	1-2	0	10	10	2	13	0	1	0	1	31
30	UPSHAW, Reggie	f	7-12	0-2	0-2	1	5	6	2	14	5	1	1	3	35
00	DIXON, Tyrik	g	1-4	0-1	0-0	1	5	6	1	2	2	3	0	1	23
11	SIMPSON, Edward	g	1-5	1-5	0-0	0	1	1	1	3	6	1	0	2	29
20	POTTS, Giddy	g	10-17	4-9	3-3	1	8	9	2	27	1	0	0	3	34
01	WALTERS, Brandon		1-4	0-0	0-0	1	1	2	1	2	1	0	1	0	10
02	JOHNSON, Antwain		0-4	0-3	3-4	1	1	2	0	3	0	0	0	0	9
04	HABERSHAM, Xavier		2-5	2-3	0-0	0	1	1	1	6	0	0	0	0	21
14	MILLER, Chase		0-0	0-0	0-0	0	0	0	0	0	0	0	1	0	2
24	COPELAND, Quavius		0-0	0-0	0-0	0	0	0	0	0	0	0	0	0	2
25	GAMBLE, Karl		0-1	0-1	1-2	0	0	0	2	1	0	0	0	0	2
45	FOOTE, Aldonis		0-0	0-0	0-0	0	0	0	2	0	0	0	0	0	2
Team						2	0	2							
Totals			28-61	7-24	8-13	7	32	39	14	71	15	6	3	10	200

FG % 1st Half: 12-29 41.4% 2nd half: 16-32 50.0% Game: 28-61 45.9% Deadball Rebounds 3,1
 3FG % 1st Half: 4-13 30.8% 2nd half: 3-11 27.3% Game: 7-24 29.2%
 FT % 1st Half: 3-6 50.0% 2nd half: 5-7 71.4% Game: 8-13 61.5%

Officials: Ray Natili, Patrick Adams, Roger Ayers
 Technical fouls: Vanderbilt-None. Middle Tennessee-None.
 Attendance: 9606

Score by periods	1st	2nd	Total
Vanderbilt	23	25	48
Middle Tennessee	31	40	71

Last FG - VU 2nd-05:23, MT 2nd-01:52.
 Largest lead - VU by 4 1st-16:01, MT by 26 2nd-06:51.
 VU led for 04:39, MT led for 34:03. Game was tied for 01:18.

Points	In	Off	2nd	Fast	Bench
VU	22	4	6	0	12
MT	28	17	3	16	12

Score tied - 2 times.
 Lead changed - 3 times.

2016-17 Roster

No.	Name	Pos.	Ht.	Wt.	Cl.-Yr	Hometown (Previous School)
0	Camron Justice	G	6-3	180	So. - 2nd	Hindman, Ky. (Knott County Central)
1	Payton Willis	G	6-4	182	Fr. - 1st	Fayetteville, Ark. (Fayetteville)
2	Joe Toye	G/F	6-7	208	So. - 2nd	Chicago, Ill. (Whitney Young)
3	Luke Kornet	F	7-1	250	Sr. - 4th	Lantana, Texas (Liberty Christian)
5	Matthew Fisher-Davis	G	6-5	185	Jr. - 3rd	Charlotte, N.C. (Butler)
11	Jeff Roberson	F	6-6	224	Jr. - 3rd	Houston, Texas (The Kinkaid School)
12	Djery Baptiste	C	6-10	240	R-Fr. - 2nd	Gonaives, Haiti (Prestonwood Christian (Texas))
13	Riley LaChance	G	6-2	192	Jr. - 3rd	Brookfield, Wis. (Brookfield Central)
14	Larry Austin, Jr.	G	6-2	175	R-So. - 3rd	Springfield, Ill. (Xavier University/Lanphier)
15	Clevon Brown	F	6-8	219	Fr. - 1st	San Antonio, Texas (Churchill)
20	Phillip McGloin	G	6-1	183	Jr. - 3rd	Washington, D.C. (Mercersburg Academy)
24	Nolan Cressler	G	6-4	210	R-Sr. - 5th	Pittsburgh, Pa. (Cornell/Plum)

COACHING STAFF

Head Coach..... **Bryce Drew** (Valparaiso, 1998) - 1st
 Associate Head Coach..... **Roger Powell** (Illinois, 2005) - 1st
 Assistant Coach..... **Jake Diebler** (Valparaiso, 2009) - 1st
 Assistant Coach..... **Casey Shaw** (Toledo, 1998) - 1st
 Director of Recruiting/Player Personnel.. **Omar Mance** (Rice, 2003) - 1st
 Director of Operations..... **Luke Simons** (Purdue, 2005) - 1st
 Director of Basketball Admin./Video Coord. **Matt Olinger** (Liberty, 2007) - 1st

SUPPORT STAFF

Athletic Communications Dir. **Andy Boggs** (Florida State, 1998)
 Academic Support..... **Neal Clark** (Kentucky, 1992)
 Athletic Trainer..... **Shannon Gordon** (Indiana State, 1992)
 Strength and Conditioning **Jeremy Anderson** (Liberty, 2011)

PRONUNCIATION GUIDE

Djery Baptiste..... **Jerry - Bap-TEEST**
 Luke Kornet..... **Kor-NET**
 Jeff Roberson..... **ROE-ber-son**
 Joe Toye..... **TOY**
 Clevon Brown..... **CLEE-von**
 Jake Diebler..... **DEEB-ler**

ROSTER BY CLASS

Seniors (2)

Luke Kornet..... Lantana, Texas
Nolan Cressler..... Pittsburgh, Pa.

Juniors (4)

Matthew Fisher-Davis..... Charlotte, N.C.
Riley LaChance..... Brookfield, Wisc.
Phillip McGloin..... Washington, D.C.
Jeff Roberson..... Houston, Texas

Sophomores (3)

Larry Austin, Jr...... Springfield, Ill.
Camron Justice..... Hindman, Ky.
Joe Toye..... Chicago, Ill.

Freshman (3)

Djery Baptiste..... Gonaives, Haiti
Clevon Brown..... San Antonio, Texas
Payton Willis..... Fayetteville, Ark.



MEMORIAL MAGIC - THE HOME TO VANDERBILT HOOPS SINCE 1952

HISTORIC MEMORIAL GYMNASIUM IN 65TH SEASON

Storied Memorial Gymnasium is in its 65th season as the host venue of Vanderbilt basketball. The SEC's most historic hoops setting has played host to more than 950 men's contests as well as the 1984 and 1991 SEC Tournaments and 40 men's and women's NCAA Tournament contests (since the early 1980s).

As the oldest gymnasium in the SEC, Memorial Gymnasium is renowned for its end zone benches, raised floor and unique atmosphere. It was dedicated in 1952 as a memorial to all Vanderbilt men and women who served in World War II. It was built by the late master architect Edwin Keeble, who was commissioned to build a combination gymnasium/concert hall.

.782	All-time winning percentage at Memorial Gym (776-216).
.895	Winning percentage against non-conference opponents since 1990 (206-24).
6	Undefeated seasons at home.

Winningest Coaches at Memorial Gymnasium

Coach	Yrs	Record
1. Kevin Stallings (2000-16)	17	226-65
2. Roy Skinner (1959, 1962-76)	16	181-41
3. Bob Polk (1948-58, 1960-61)	8	96-15
4. C.M. Newton (1982-89)	8	91-37
5. Jan van Breda Kolff (1994-99)	6	75-20
6. Eddie Fogler (1990-93)	4	54-12

Coach Drew at Memorial Gymnasium

Coach	Yr	Record
Bryce Drew	2016-17	4-1

ANNUAL ATTENDANCE FIGURES

Year	All Games	Attendance	Average	NCAA Rank	SEC Games	SEC Attendance	Average
2016-17	5	42,297	8,459	-	-	-	-
2015-16	16	178,167	11,135	36	9	107,318	11,924
2014-15	19	168,377	8,862	51	9	88,830	9,870
2013-14	16	152,539	9,534	45	9	92,455	10,273
2012-13	15	159,557	10,637	36	9	100,986	11,221
2011-12	18	246,561	13,698	18	8	112,368	14,046
2010-11	17	234,632	13,802	18	8	114,346	14,293
2009-10	16	217,965	13,623	21	8	113,539	14,192
2008-09	17	225,686	13,276	25	8	112,833	14,104
2007-08	19	254,954	13,418	22	8	113,713	14,214
2006-07	17	204,511	12,030	31	8	109,043	13,630
2005-06	16	195,159	12,197	24	8	108,258	13,532
2004-05 [^]	19	191,678	10,088	43	8	105,357	13,170
2003-04	17	192,301	11,312	33	8	106,990	13,374
2002-03	16	153,123	9,570	46	8	96,906	12,113
2001-02	17	150,325	8,843	50	8	93,873	11,734
2000-01	19	186,468	9,814	45	8	102,055	12,757
1999-00*	18	197,770	10,987	30	8	106,741	13,343
1998-99	16	192,538	12,034	26	8	106,128	13,266
1997-98	16	213,974	13,373	21	8	117,819	14,727
1996-97	16	207,771	12,986	25	8	120,214	15,027
1995-96	18	226,354	12,575	28	8	112,996	14,125
1994-95	13	183,042	14,080	17	8	118,932	14,867
1993-94	16	223,997	14,000	15	8	121,345	15,168
1992-93	14	212,156	15,154	11	8	122,536	15,317
1991-92	17	210,585	12,387	29	8	115,104	14,388
1990-91	16	214,638	13,415	19	9	133,482	14,831
1989-90	19	259,992	13,684	18	9	136,136	15,126
1988-89	15	224,657	14,977	13	9	137,212	15,246
1987-88	16	223,747	13,984	14	9	138,393	15,377
1986-87	17	226,343	13,314	14	9	130,854	14,539
1985-86	15	200,806	13,387	14	9	128,059	14,229
1984-85	16	194,390	12,149	17	9	122,514	13,613
1983-84	18	249,292	13,850	10	9	135,546	15,050
1982-83	17	237,584	13,976	9	9	135,418	15,046
1981-82	14	202,225	14,445	9	9	131,699	14,633
1980-81	15	227,478	15,165	9	9	136,436	15,160
1979-80	15	228,029	15,202	5	9	138,754	15,417
1978-79	14	215,330	15,380	5	9	139,930	15,547
1977-78	14	207,375	14,813	5	9	134,232	14,915
1976-77	15	211,966	14,131	4	9	149,108	16,568
1975-76	13	180,901	13,915	-	9	135,375	15,042
1974-75	12	178,527	14,877	-	9	134,304	14,923
1973-74	12	182,728	15,227	-	9	140,252	15,584
1972-73	12	173,567	14,464	-	9	131,193	14,577
1971-72	12	156,778	13,065	-	9	120,172	13,352
1970-71	12	170,634	14,220	-	9	130,260	14,473
1969-70	12	176,763	14,730	-	9	135,745	14,861
1968-69	12	126,896	10,575	-	9	95,300	10,589
1967-68	12	129,722	10,810	-	9	96,274	10,697
1966-67	12	105,492	8,791	-	9	79,173	8,797
1965-66	12	106,022	8,835	-	9	62,368	8,910
1964-65	12	98,821	8,235	-	9	65,712	8,214
1963-64	12	84,827	7,069	-	6	35,684	5,947
1962-63	12	75,261	6,272	-	6	46,183	6,598
1961-62	13	73,640	5,665	-	8	47,357	5,920
1960-61	13	74,187	5,707	-	7	45,549	6,507
1959-60	14	76,199	5,443	-	8	46,064	5,758

[^] First year capacity increased from 14,168 to 14,316; * First year capacity decreased from 15,311 to 14,168





VANDERBILT BASKETBALL QUICK HITTERS

- This is the 114th year of Vanderbilt basketball, with the first season taking place in 1900-01. There were no teams in 1904-05 and 1905-06.
- The Commodores have been named to 14 NCAA Tournaments and 12 NIT's. Vanderbilt advanced to the Elite 8 in 1965 (field of 23), and the Sweet 16 in 1988, 1993, 2004, and 2007. The Commodores captured the NIT Championship in 1990 and finished runner-up in 1994.
- The Commodores are a charter member of the SEC, with the 2016-17 season being the 83rd year in the conference.
- Vanderbilt is the only private institution in the SEC with the lowest enrollment of any of the 14 schools (6,738).
- Vanderbilt's Perry Wallace became the first African-American scholarship basketball player in the SEC when he took the court in 1967.
- The Commodores have 44 career 1,000-point scorers, with Shan Foster (2004-08) the all-time leading scorer with 2,011 career points.
- Vanderbilt has had 12 All-Americans since 1950. They are: Billy Joe Adcock (1950), Clyde Lee (1965), Tom Hagan (1969), Jan van Breda Kolff (1974), Will Perdue (1988), Billy McCaffrey (1993), Dan Langhi (2000), Matt Freije (2004), Derrick Byars (2007), Shan Foster (2008), and John Jenkins (2011).
- Vanderbilt had two players selected in the 2016 NBA Draft - Wade Baldwin IV, Memphis, 17th pick and Damian Jones, Golden State 30th pick - one of only three schools with two or more players drafted in the first round. In all, 37 Vanderbilt players have been selected in the NBA Draft since 1950.
- The Commodores had three players drafted in the first 31 picks of the 2012 NBA Draft - John Jenkins, Atlanta, 23rd pick, Festus Ezeli, Golden State, 30th pick, Jeffery Taylor, Charlotte, 31st pick - the most by the Commodores in one draft.
- The Commodores ended a 61-year SEC Tournament drought in 2012 by claiming the tournament championship in New Orleans, the team's first SEC tournament championship since 1951.
- Kevin Stallings is the winningest coach in Vanderbilt history with 322 total victories (17 years, 322-220).
- All three of the university's top all-time scorers played for Kevin Stallings (Foster, Jeffery Taylor, Matt Freije). John Jenkins, who is 10th on the list, also played for him.
- Vanderbilt's intercollegiate athletics teams are nicknamed the Commodores, in honor of the nickname given to founder Cornelius Vanderbilt, who made his fortune in shipping. Vanderbilt donated \$1 million to begin "Central University" in 1875 - the campus was later renamed for Cornelius because of his generosity. Cornelius never stepped foot on the campus that bears his namesake.

SEC STANDINGS

2016-17 SEC STANDINGS (12/15)

	SEC	Pct.	All	Pct.
Kentucky	0-0	.000	9-1	.900
Arkansas	0-0	.000	8-1	.889
South Carolina	0-0	.000	8-1	.889
Texas A&M	0-0	.000	7-2	.778
Auburn	0-0	.000	6-2	.750
LSU	0-0	.000	6-2	.750
Florida	0-0	.000	7-3	.700
Georgia	0-0	.000	6-3	.667
Ole Miss	0-0	.000	6-3	.667
Miss. State	0-0	.000	6-3	.667
Missouri	0-0	.000	5-4	.556
Tennessee	0-0	.000	5-4	.556
Alabama	0-0	.000	4-4	.500
Vanderbilt	0-0	.000	5-5	.500

SEC STATS

VU TEAM SEC RANKINGS (12/15)

Category	All
Scoring	11th (71.3)
Scoring Defense	6th (67.9)
Scoring Margin	12th (+3.4)
FT%	3rd (.766)
FG%	11th (.431)
FG% Defense	12th (.428)
3FG%	1st (.414)
3FG% Defense	10th (.360)
3FG Made	1st (9.8)
Rebound Margin	7th (+4.1)
Blocks	13th (3.7)
Assists	6th (14.2)
Steals	14th (4.1)
Turnover Margin	14th (-2.7)
Assist/TO Ratio	7th (1.0)

VU INDIVIDUAL SEC RANKINGS (12/15)

Matthew Fisher-Davis	Total
3FG%	5th (.435)
3FG Made	2nd (2.7)
Luke Kornet	Total
FT%	T-8th (.857)
Blocks	T-8th (1.8)
Riley LaChance	Total
Assists	5th (4.4)
3FG%	1st (.676)
3FG Made	8th (2.3)
A/TO Ratio	1st (3.1)
Jeff Roberson	Total
Rebounding	7th (7.5)
Def. Rebounding	3rd (5.7)



THE LAST TIME...

VANDERBILT INDIVIDUALS

Scoring:

Scored 25 points – Damian Jones (27), at Florida, 2/23/2016

Scored 30 points –Jeffery Taylor (30), at Davidson, 12/7/2011

Scored 35 points – Billy McCaffrey (35), vs. Georgia, 2/24/1993

Scored 40 points – Shan Foster (42) vs. Mississippi State, 3/5/2008

Two Players Had 20 Points –

Matthew Fisher-Davis (20), Damian Jones (20) at Miss. State, 2/16/2016

Three Players Had 20 Points – Derrick Byars (28), Shan Foster (21) and Ross Neltner (20) vs. Toledo, 12/2/2006

Scored 20 Points in Two Straight Games – Damian Jones vs. Florida (20) 1/26/16, at Texas (26), 1/30/2016

Scored 20 Points in Three Straight Games – John Jenkins at Ole Miss (26), 2/16/2012, at Georgia (28), 2/19/2012, vs. S. Carolina (21), 2/22/2012

Scored 20 Points in Four Straight Games – John Jenkins vs. Monmouth (25), 11/25/11, vs. Xavier (20), 11/28/11, at Louisville (27), 12/2/2011, at Davidson (22), 12/7/2011

Scored 20 Points in Five Straight Games – Shan Foster vs. Georgia (29), 2/23/2008; vs. Tennessee (32), 2/26/2008; at Arkansas (22), 3/1/2008; vs. Mississippi State (42), 3/5/2008; at Alabama (21), 3/8/2008

Scored 20 Points in Six Straight Games – Shan Foster vs. Georgia (29), 2/23/2008; vs. Tennessee (32), 2/26/2008; at Arkansas (22), 3/1/2008; vs. Mississippi State (42), 3/5/2008; at Alabama (21), 3/8/2008; vs. Auburn (26), 3/13/2008

Five Players Scored in Double Figures – Matthew Fisher-Davis (19), Jeff Roberson (14), Riley LaChance (14), Payton Willis (13), Nolan Cressler (10) vs. High Point, 12/6/2016

Seven Players Scored in Double Figures – Damian Jones (10), Wade Baldwin IV (20), Riley LaChance (10), Nolan Cressler (14), Joe Toye (10), Matthew Fisher-Davis (12), Josh Henderson (11), vs. Detroit (12/2/15)

Four Players with 15 or more points – Jeffery Taylor (20), John Jenkins (17), Brad Tinsley (16), Lance Goulbourne (16), Festus Ezeli (15) at LSU, 2/26/2011

Double-Doubles:

Double-Double –Jeff Roberson (12 points, 16 rebounds) vs. Minnesota, 12/3/16

20-10 game –Damian Jones (20 points, 10 rebounds) at Miss. State, 2/16/2016

30-10 game – A.J. Ogilvy (33 points, 10 rebounds) vs. Oregon, 11/11/2011

Back-to-back 20-10 games – Matt Freije vs. South Carolina (26 points, 11 rebounds)

1/28/04; vs. Kentucky (20 points, 11 rebounds) 1/31/04

Double-Double in Points and Rebounds – Jeff Roberson (12 points, 16 rebounds) vs. Minnesota, 12/3/16

Double-Double in Points and Assists – Wade Baldwin IV (15 points, 10 assists) vs. Western Michigan, 12/30/2015

Double-Double in Points and Blocks – Luke Kornet (11 points, 10 blocks) vs. Auburn (1/12/2016)

Double-Double in Points and Steals – Never

Double-Double in Two Consecutive games – Damian Jones at Miss. State, 2/16/16 (20 points, 10 rebounds); vs. Georgia, 2/20/16 (15 points, 16 rebounds)

Double-Double in three consecutive games – Dan Langhi vs. Notre Dame (33 points, 10 rebounds) 11/21/1998; vs. Morehead State (18 points, 10 rebounds) 11/24/1998; vs. Ohio State (14 points, 17 rebounds) 11/28/1998

Two players record double-double –

Damian Jones (24 points, 12 rebounds), Luke Kornet (10 points, 10 rebounds) vs. Trevecca, 11/16/2014

Triple-Doubles:

Triple-Double – Luke Kornet (11 points, 11 rebounds, 10 blocks) vs. Auburn, 1/12/16; Brad Tinsley (11 points, 10 rebounds, 10 assists) vs. Presbyterian, 11/12/2010

Field Goals:

Made 10 FG in a game – Damian Jones (10) at Saint Mary's, 3/18/15

Made 11 FG in a game – Kedren Johnson (11) vs. Davidson, 11/22/2012

Made 12 FG in a game – Damian Jones (12) at Florida, 2/23/2016

Made 16 FG in a game - Shan Foster (16) vs. Mississippi State, 3/5/2008

Attempted 15 FG in a game – Wade Baldwin IV (15) vs. Kentucky, 2/27/16

Attempted 16 FG in a game – Damian Jones (16) at Miss. State, 2/16/2016

Attempted 17 FG in a game – Luke Kornet (17) at Ole Miss, 2/6/16

Attempted 18 FG in a game – Luke Kornet (18) vs. Minnesota, 12/3/16

Attempted 19 FG in a game – Rod Odom (19) vs. Missouri, 1/16/14

Attempted 20 FG in a game - Damian Jones (20), at Texas, 1/30/2016

Three-Pointers:

Made 5 3-pointers in a game – Riley LaChance (5), vs. Santa Clara, 11/25/2016

Made 6 3-pointers in a game – Matthew Fisher-Davis (6) at Miss. State, 2/16/2016

Made 7 3-pointers in a game – John Jenkins (7) vs. Lafayette, 12/21/2011

Made 8 3-pointers in a game – Shan Foster (8) vs. UMass, 1/5/2008

Made 9 3-pointers in a game – Shan Foster (9) vs. Mississippi State, 3/5/2008

Attempted 10 3-pointers in a game – Matthew Fisher-Davis (10) at Texas, 1/30/2016

Attempted 15 3-pointers in a game – John Jenkins (16) vs. Oregon, 11/11/2011

Free Throws:

Made 10 FT in a game –Wade Baldwin IV (10), vs. Dayton, 12/9/15

Made 12 FT in a game – Luke Kornet (12) vs. Belmont, 11/15/16

Made 13 FT in a game – A.J. Ogilvy (13) vs. DePaul, 12/5/2009

Made 18 FT in a game – Matt Freije (18) vs. Indiana, 11/24/2003

Attempted 12 FT in a game – Wade Baldwin IV (13) at Tennessee, 1/20/16

Attempted 14 FT in a game – Wade Baldwin IV (14) vs. Florida, 1/26/2016

Attempted 15 FT in a game – Luke Kornet (16) vs. Belmont, 11/15/16

Rebounds:

10 Rebounds in a game – Jeff Roberson (11), vs. Norfolk St., 11/18/16

15 Rebounds in a game – Jeff Roberson (16) vs. Minnesota, 12/3/16

10+ Rebounds in Three Consecutive Games – Lance Goulbourne (16) vs. Ole Miss, 1/19/2011; (10) vs. St. Mary's, 1/22/2011; (12) at Miss. State, 1/27/2011

Assists:

8 Assists – Payton Willis (8) vs. Santa Clara, 11/25/2016

9 Assists – Wade Baldwin IV (9) at Miss. State, 2/16/2016

10 Assists – Wade Baldwin IV (10) vs. Auburn, 1/12/16

11 Assists – Mario Moore (13) vs. Arkansas, 2/19/2005

12 Assists – Mario Moore (13) vs. Arkansas, 2/19/2005

13 Assists – Mario Moore (13) vs. Arkansas, 2/19/2005

14 Assists – Billy McCaffrey (14) vs. Kentucky, 1/13/1993

5+ Assists in Four Consecutive Games - Wade Baldwin IV (8) vs. Texas A&M, 2/4/16; (9) at Ole Miss, 2/6/16; (7) vs. Missouri, 2/10/16; (7) at Auburn, 2/13/16; (9) at Miss. St., 2/16/16; (7) vs. Georgia, 2/20/16

8+ Assists in Two Consecutive Games- Atiba Prater (9) at Georgia, 2/2/2000; (9) vs. Boston College, 2/6/2000

Blocks:

4 Blocked Shots – Luke Kornet (4) vs. Norfolk St., 11/18/16

5 Blocked Shots – Luke Kornet (5) vs. Tennessee, 3/10/2016

6 Blocked Shots – Luke Kornet (6) at Texas A&M, 3/5/2016

7 Blocked Shots – Damian Jones (7) at S. Carolina, 2/13/14

10 Blocked Shots – Luke Kornet (10) vs. Auburn, 1/12/16

Steals:

4 Steals – Riley LaChance (4) at Saint Mary's, 3/18/15

5 Steals – Riley LaChance (5) vs. Penn, 12/22/2014

6 Steals – Dan Cage (6) vs. Furman, 11/28/2006

7 Steals - James Strong (8) vs. Morehead State, 11/24/1998

8 Steals – James Strong (8) vs. Morehead State, 11/24/1998

Minutes:

Played every minute – Rod Odom vs. Florida, 2/25/14

Played over 40 minutes – Matthew Fisher-Davis (41), Riley LaChance (40) at Arkansas, 1/5/2016

All 5 starters played 40 minutes –Steve Tchiengang (40), Brad Tinsley (40), Lance Goulbourne (41), Jeffery Taylor (41), and John Jenkins (41), at Louisville, 12/2/2011

Fouls:

Technical Foul – Team, vs. Wichita St., 3/15/16

Fouled Out –Nolan Cressler, vs. Butler, 11/24/16

Two Players Fouled Out – Damian Jones, Jeff Roberson at Ole Miss, 2/6/2016

Three Players Fouled Out – Damian Jones, Jeff Roberson, Wade Baldwin IV at Ole Miss, 2/6/2016

TEAM

Started the game with Opponent Technical Foul – Furman bench, 12/22/2008

Scored 95 or more points – 102 vs. Detroit, 12/2/15 (W, 102-52)

Scored 100 or more points – 102 vs. Detroit, 12/2/2015 (W, 102-52)

Scored 100 or more points (SEC game) – 102 at Ole Miss, 2/16/2012 (W, 102-76)

Scored 110 or more points – 113 vs. Alabama A&M 12/30/1998 (W, 113-71)

Scored 110 or more points (SEC game) – 111 vs. Alabama 2/21/1972 (W, 111-91)

Scored 120 or more points – 130 vs. Ole Miss 12/22/1970 (W, 130-112)

Scored 120 or more points (SEC game) – 130 vs. Ole Miss 12/22/1970 (W, 130-112)

Scored 130 or more points – 130 vs. Ole Miss 12/22/1970 (W, 130-112)

Scored Less than 50 points – 48 at Middle Tennessee (L, 48-71), 12/8/2016

Scored Less than 40 points – 38 at Tennessee (L, 76-38), 3/1/2014

Scored 20 or less points in half – 18 (1st half), 20 (2nd half) at Tennessee, 3/1/14, (L, 76-38)

Scored 90+ points in three consecutive games - 95 vs. Bradley, 11/24/2007 (W, 95-86); 91 vs. South Alabama, 11/29/2007 (W, 91-88); vs. Georgia Tech, 12/1/2007 (W, 92-79)

Allowed 90 or more points – 95, vs. Marquette, 11/11/2016 (L, 95-71)

Allowed 100 or more points – 106, Kentucky, 3/5/2003 (L, 44-106)

Allowed Less than 50 points – 41, vs. Austin Peay, 11/13/2015 (W, 80-41)

Allowed 40 or Less points – 31, at Mississippi State, 2/23/2013 (W, 72-31)

Shot 60% or better – .609 vs. Tenn. St., 11/23/14 (W, 78-46)

Shot 60% or better from three – .643 vs. Purdue, 12/13/14 (W, 81-71)

Shot over 67% FG – .679 vs. TSU, 12/19/2009 (W, 84-71)



THE LAST TIME...

Shot 50% or better – .580 vs. High Point, 12/6/2016
Shot lower than 30% – .224 at Florida 3/1/2014 (L, 76-38)
Allowed 60% shooting – .612 at Florida, 2/21/2009 (L, 68-82)
Scored 100 points in two consecutive games – 111 vs. North Alabama 12/20/1980 (W, 111-79) and 111 vs. Memphis 12/23/1980 (W, 111-96)
Scored 100 points in three consecutive games – Never
Scored 100 points in Consecutive SEC games – 104 vs. LSU 2/19/1972 (W, 104-83) and 111 vs. Alabama 2/21/1972 (W, 111-91)
Won game by 70 points or more – 71 vs. Union (Tenn.) (W, 95-24), 1911-12
Won game by 60 points or more – 71 vs. Union (Tenn.) (W, 95-24), 1911-12
Won game by 50 points or more – 50 vs. Detroit (W, 102-52) 12/2/2015
Lost by 25 or More Points – at Tennessee, 3/1/2014 (L, 76-38)
Game decided by one point – at Miss. State, 2/16/2016 (L, 75-74)
Two consecutive games decided by one point – at South Carolina (L, 70-71) 1/7/1998 and Tennessee (W, 80-79) 1/10/1998
Three consecutive games decided by one point – Never
Shot 90% or Better from Free Throw Line – 94.4% vs. Georgia (17-18) 2/27/2013
Shot less than 50% from Free Throw Line – 46.9% vs. Morgan State (15-32) 11/23/13
Shot less than 20% from 3PT – .158 (3-19) vs. Wichita State 3/15/16 (L, 70-50)
Attempted 30 FT – 30 (23-30) vs. Tenn. St., 11/29/2016
Attempted 35 FT – 39 (29-39) at Tennessee, 1/20/2016
Attempted 40 FT – 42 (29-42) vs. Florida, 2/3/2015
Attempted five or less FT – 3 vs. Chaminade, 11/24/2009
Made 30 FT – 38, vs. Western Carolina, 12/16/14
Made 15 3FG – 19 vs. High Point, 12/6/2016
Won an Overtime Game – vs. Stony Brook 11/19/15 (W, 79-72)
Lost an Overtime Game – at Arkansas, 1/5/2016 (L, 85-90)
Played Two Overtimes – vs. Yale 1/3/15 (W, 79-74)
Played Three Overtimes – at Ole Miss 2/17/1982 (L, 51-48)
Played Four Overtimes – at Ole Miss 2/17/1982 (L, 51-48)
Played consecutive games that went to overtime – vs. Xavier 11/28/2011 (L, 82-70) and at Louisville, 12/2/2011 (L, 62-60)
Had 20 Turnovers – 26 at Arkansas, 1/5/2016
Had fewer than 10 Turnovers in two straight games – at Florida (9) 3/6/2013, vs. South Carolina (9) 3/9/2013
Had 10 Blocks – 10, vs. Auburn, 1/12/2016

OPPONENT - INDIVIDUALS

Scoring:
Scored 25 points – Giddy Potts (27) at Middle Tennessee, 12/8/16
Scored 30 points – Jamal Murray (33) vs. Kentucky, 2/27/16

Scored 35 points – Jared Brownridge (36), Santa Clara, 11/25/2016
Scored 40 points – Morris Almond (44), Rice, 1/3/2007
Two Players Had 20 Points – Anthlon Bell (26), Moses Kingsley (25) at Arkansas, 1/5/16
Five Players Scored in Double Figures – M.J. Rhett (18), Jarvis Summers (16), Stefan Moody (14), Sebastian Saiz (12), LaDarius White (10) at Ole Miss, 3/7/2015
Six Players Scored in Double Figures – Bam Doyne (22), Dwayne Curtis (12), Todd Abernethy (11), Clarence Sanders (11), Polynice (10) and Williams (10), vs. Ole Miss, 1/27/2007
Four Players with 15 or more points – Erik Daniels (20), Marquis Estill (17), Kelenna Azubuike (16) and Gerald Fitch (15) vs. Kentucky, 3/5/2003

Double-Doubles:

Double-Double – JaCorey Williams (13 points, 10 rebounds) at MTSU (12/8/16)
Triple-Double – Sam Muldrow (16 points, 14 rebounds and 10 blocks) at South Carolina, 1/8/2010
20-10 game – Ryan Rosburg (24 points, 11 rebounds), vs. Missouri, 2/10/2016
30-10 game – Ben Simmons (36 points, 14 rebounds), LSU, 1/2/2016

Double-Double in Points and Rebounds

– JaCorey Williams (13 points, 10 rebounds) at MTSU (12/8/16)
Double-Double in Points and Assists – Nick Calathes (15 points, 10 assists) at Florida, 1/27/2008
Two players record double-doubles – Prince Ibeh (13 points, 11 rebounds), Kerwin Roach, Jr. (15 points, 11 rebounds), at Texas, 1/30/2016

Field Goals:

Made 10 FG in a game – Giddy Potts (10) at Middle Tennessee, 12/8/16
Made 11 FG in a game – Jordan Mickey, vs. LSU (12), 1/24/15
Made 12 FG in a game – Jamal Murray, vs. Kentucky (12), 2/27/16
Made 13 FG in a game – Bobby Portis, at Arkansas (13), 1/10/15
Attempted 15 FG in a game – Jared Brownridge (15), Santa Clara, 11/25/2016
Attempted 16 FG in a game – Armani Moore (16), Tennessee, 3/1/2016
Attempted 17 FG in a game – Giddy Potts (17) at Middle Tennessee, 12/8/16
Attempted 18 FG in a game – Detrick Mostella (18), vs. Tennessee, 3/10/2016
Attempted 19 FG in a game – Taurean Prince (19) at Baylor, 12/6/2015
Attempted 20 FG in a game – Jamal Murray, vs. Kentucky (20), 2/27/16
Attempted 25 FG in a game – Stefan Moody (25) at Ole Miss, 2/6/16

Three-Pointers:

Made 5 3-pointers in a game – Kenny Gaines (5) vs. Georgia, 1/14/2015
Made 6 3-pointers in a game – Jamal Murray, vs. Kentucky (6), 2/27/16
Made 7 3-pointers in a game – Chandler Parsons (7) vs. Florida, 1/25/2009

Made 8 3-pointers in a game – Brian Sullivan (8) vs. Miami (OH), 1/2/2012
Attempted 10 3-pointers in a game – Taylor Barnette, vs. Belmont, 11/15/16

Free Throws:

Made 8 FT in a game – Q. Weatherspoon (8) at Miss. State, 2/16/2016
Made 9 FT in a game – Dusty Hannahs (9) at Arkansas, 1/5/16
Made 10 FT in a game – Miles Bowman, Jr. (10) vs. High Point, 12/6/2016
Made 16 FT in a game – Ben Simmons (16), LSU, 1/2/2016
Made 17 FT in a game – Morris Almond (17) at Rice, 1/3/2007

Attempted 10 FT in a game

– Miles Bowman, Jr. (12) vs. High Point, 12/6/2016
Attempted 13 FT in a game – Jared Brownridge (13) vs. Santa Clara, 11/25/16
Attempted 14 FT in a game – Johnny O'Bryant III, (14) at LSU, 1/18/14
Attempted 15 FT in a game – Ben Simmons (19), LSU, 1/2/2016

Rebounds:

10 Rebounds in a game – JaCorey Williams (10) at MTSU (12/8/16)
15 Rebounds in a game – Cinneon Bowers (15) at Auburn, 2/13/2016
18 Rebounds in a game – Daniel Northern (18) vs. Tennessee Tech, 12/20/2008
19 Rebounds in a game – Omar Samhan (19) at St. Mary's, 11/20/2009
20 Rebounds in a game – Roy Rogers (20) at Alabama, 1/3/1996

Assists

8 Assists – Alex Caruso (8) at Texas A&M, 3/5/16
9 Assists – John Wall (9) at Kentucky, 1/30/2010
10 Assists – Alex Caruso (10) at Texas A&M, 1/31/2015
11 Assists – Dee Bost (11) vs. Mississippi State, 3/11/2011
12 Assists – G.G. Smith (12) vs. Georgia, 2/3/1999

Blocks:

4 Blocked Shots – Jameel Warner, (4), vs. Stony Brook, 11/19/15
5 Blocked Shots – Karl-Anthony Towns, (7), at Kentucky, 1/20/15
6 Blocked Shots – Reggie Lynch, (6), vs. Minnesota, 12/3/16
7 Blocked Shots – A.J. Hammons, (7), at Purdue, 12/22/15
8 Blocked Shots – Jarvis Varnado (9) vs. Mississippi State, 2/3/2010
10 Blocked Shots – Sam Muldrow (10) at South Carolina, 1/8/2011

Steals:

5 Steals – Devon Baukman (5) vs. Tennessee, 3/10/2016
6 Steals – Jajuan Johnson (6) vs. Marquette, 11/11/2016
7 Steals – Aaron Lucas (7) at South Carolina, 1/19/2002
8 Steals – Steve Wojciechowski (8) at Duke, 11/22/1996

Two players with 3 steals – Bobby Portis (4), Rashad Madden (3) at Arkansas, 1/10/15

Minutes:

Played every minute – Kadeem Jack, Myles Mack vs. Rutgers, 11/28/14
Played over 40 minutes – Carson Puriefoy (44), vs. Stony Brook, 11/19/15

Fouls:

Technical Foul – Jordan Reed, vs. Tenn. St., 11/29/2016
Fouled Out – Tahjere McCall, vs. Tenn. St., 11/29/201
Three Players Fouled Out – Donte' Williams, Nemanja Djuricic, John Florveus vs. Georgia, 1/14/2012

OPPONENT - TEAM

Scored 90 or more points at Memorial Gym – 90 vs. LSU, 1/2/16 (LSU 90, Vanderbilt 85)
Scored 100 or more points – 106 at Kentucky 3/5/2003 (L, 44-106)
Scored 110 or more points – 120 vs. Kentucky 2/7/1996 (L, 81-120)
Scored 120 or more points – 120 vs. Kentucky 2/7/1996 (L, 81-120)
Scored 130 or more points – Never
Scored Less than 50 points – 41 vs. Austin Peay, 11/13/15 (W, 80-41)
Scored Less than 40 points – 31 at Mississippi State, 2/23/2013 (W, 72-31)
Shot 50% or Better – .509 vs. Bucknell, 11/21/2016 (L, 75-72)
Shot 60% or Better – .612 at Florida (UF 82, VU 68), 2/21/2009
Shot 60% or Better from 3PT – .800 (12-15), vs. High Point, 12/6/2016
Shot less than 30% FG – .290 (18-62), at Auburn, 2/13/2016 (W, 86-57)
Shot less than 15% from 3PT – .111 (2-18), vs. W. Michigan, 12/30/15 (W, 86-61)
Held Opponent Without a 3-Pointer – vs. Nebraska, 11/18/10 (W, 59-49)
Shot 90% or Better from Free Throw Line – .913, at Georgia (23-25), 1/27/2015
Shot less than 50% from Free Throw Line – .467, vs. Minnesota, 12/3/2016 (L, 52-56)
Attempted 30 FT – 36 vs. Butler, 11/24/2016
Attempted 40 FT – 42 at Mississippi State, 2/12/2007
Attempted 45 or More FT – 49 at South Carolina, 1/28/2009
Attempted five or less FT – 1 vs. Miami (OH), 1/2/2012
Made 20 FT – 25, vs. Butler, 11/24/2016
Made 30 FT – 32, at South Carolina, 1/28/2009
Made 0 FT – Georgia, 1/14/2009
Made 12 3PT – 12, vs. High Point, 12/6/2016
Made 15 3PT – 15, vs. Florida, 1/25/2009
Attempted 30 or more 3PT – 41 vs. Belmont, 11/15/16
Had 20 Turnovers – 20 vs. MTSU, 12/21/2012



DJERY BAPTISTE

12

R-Freshman, Center
6'10" 240 lbs.
Gonaives, Haiti
Prestonwood Christian HS

SEASON HIGHS

Points: 8, vs. Belmont (11/15/16)
FG Made: 3, vs. Belmont (11/15/16)
FG Atts: 5, 2x, last vs. Bucknell (11/21/16)
3FG Made:
3FG Atts:
FT Made: 3, vs. Norfolk St. (11/18/16)
FT Atts: 6, vs. Norfolk St. (11/18/16)
Rebounds: 7, vs. Norfolk St. (11/18/16)
Assists:
Turnovers: 2, 3x, last vs. Butler (11/24/16)
Blocks: 3, vs. Norfolk St. (11/18/16)
Steals: 1, 2x, last vs. Norfolk St. (11/18/16)
Minutes: 18, vs. Norfolk St. (11/18/16)

CAREER HIGHS

Points: 8, vs. Belmont (11/15/16)
FG Made: 3, vs. Belmont (11/15/16)
FG Atts: 5, 2x, last vs. Bucknell (11/21/16)
3FG Made:
3FG Atts:
FT Made: 3, vs. Norfolk St. (11/18/16)
FT Atts: 6, vs. Norfolk St. (11/18/16)
Rebounds: 7, vs. Norfolk St. (11/18/16)
Assists:
Turnovers: 2, 3x, last vs. Butler (11/24/16)
Blocks: 3, vs. Norfolk St. (11/18/16)
Steals: 1, 2x, last vs. Norfolk St. (11/18/16)
Minutes: 18, vs. Norfolk St. (11/18/16)

MISCELLANEOUS

BAPTISTE NOTEBOOK

- ✪ Made first career-start vs. Butler.
- ✪ Tallied career-high eight points and three rebounds vs. Belmont; had 7 points and 7 rebounds vs. Norfolk St.
- ✪ Redshirted the 2015-16 season.
- ✪ Signed with the Commodores in November of 2014...Chose the Commodores over UConn, SMU, Oregon, and USC, and was ranked the eighth-best player in the state of Texas according to ESPN.
- ✪ Originally from Haiti, Baptiste is one of the most physically impressive prospects in the 2015 class. He speaks four languages and hopes to one day be a diplomat in his native country.
- ✪ Attended the Prestonwood Christian Academy in Plano, Texas, where he averaged 10 points, 10 rebounds, three blocks, two assists, and one steal in his senior season...Helped lead his Lion teams to four consecutive state championships...Named his team's Defensive Player of the Year in his senior season.
- ✪ Djery Jean Baptiste...November 12, 1995...Son of Hebert Jean Baptiste and Wislonde Destin...Plans to major in Public Policy and Linguistics...Recipient of the Myer Family Men's Basketball Scholarship...Advice to youngsters: "Seek God."

BAPTISTE GAME-BY-GAME (FRESHMAN)

Opponent	M	FG-A	3P-A	FT-A	Reb	PF	A	T	B	S	PTS
N11 Marquette	9	0-1	0-0	1-2	1	4	0	0	1	1	1
N15 Belmont	11	3-5	0-0	2-2	3	4	0	2	0	0	8
N18 Norfolk State	18	2-4	0-0	3-6	7	3	0	2	3	1	7
N21 Bucknell	13	1-5	0-0	0-0	5	1	0	0	1	0	2
N24 Butler*	17	1-3	0-0	0-0	2	3	0	2	0	0	2
N25 Santa Clara	10	2-2	0-0	0-0	0	3	0	0	0	0	4
N29 Tennessee State	11	2-2	0-0	0-0	3	2	0	1	1	0	4
D3 Minnesota	8	1-1	0-0	0-0	2	1	0	0	0	0	2
D6 High Point	14	0-0	0-0	0-0	1	2	0	1	0	0	0
D8 M. Tennessee	3	0-0	0-0	0-0	0	0	0	0	0	0	0

Baptiste's Overall Statistics at Vanderbilt

Year	GP	GS	Min	Avg	FG	FGA	Pct	3FG	3FGA	Pct	FT	FTA	Pct	Off	Def	Tot	Avg	PF	FO	Ast	TO	Blk	Stl	Pts	Avg
2016-17	10	1	114	11.4	12	23	.522	0	0	.000	6	10	.600	9	15	24	2.4	23	0	0	8	6	2	30	3.0
TOTAL	10	1	114	11.4	12	23	.522	0	0	.000	6	10	.600	9	15	24	2.4	23	0	0	8	6	2	30	3.0



CLEVEN BROWN

15

Freshman, Forward
6'8" 219 lbs.
San Antonio, Texas
Churchill HS

SEASON HIGHS

Points: 6, 3x, last at M. Tennessee (12/8/16)
FG Made: 3, at M. Tennessee (12/8/16)
FG Atts: 4, 3x, last at M. Tennessee (12/8/16)
3FG Made: 2, vs. Butler (11/24/16)
3FG Atts: 3, vs. Norfolk St. (11/18/16)
FT Made: 1, vs. Norfolk St. (11/18/16)
FT Atts: 1, vs. Norfolk St. (11/18/16)
Rebounds: 4, at M. Tennessee (12/8/16)
Assists: 1, at M. Tennessee (12/8/16)
Turnovers: 2, vs. Tennessee State (11/29/16)
Blocks: 1, 5x, last at M. Tennessee (12/8/16)
Steals:
Minutes: 17, at M. Tennessee (12/8/16)

CAREER HIGHS

Points: 6, 3x, last at M. Tennessee (12/8/16)
FG Made: 3, at M. Tennessee (12/8/16)
FG Atts: 4, 3x, last at M. Tennessee (12/8/16)
3FG Made: 2, vs. Butler (11/24/16)
3FG Atts: 3, vs. Norfolk St. (11/18/16)
FT Made: 1, vs. Norfolk St. (11/18/16)
FT Atts: 1, vs. Norfolk St. (11/18/16)
Rebounds: 4, at M. Tennessee (12/8/16)
Assists: 1, at M. Tennessee (12/8/16)
Turnovers: 2, vs. Tennessee State (11/29/16)
Blocks: 1, 5x, last at M. Tennessee (12/8/16)
Steals:
Minutes: 17, at M. Tennessee (12/8/16)

MISCELLANEOUS

BROWN NOTEBOOK

- ✪ Tied a career high with six points vs. Middle Tennessee. Also grabbed career-best four rebounds.
- ✪ Signed with the Commodores in November of 2015.
- ✪ Made career debut vs. Marquette, scored five points against Golden Eagles; scored career-high six points vs. Norfolk State.
- ✪ Was ranked as the 9th-best player in the state of Texas by Texas Hoops, and the 126th-ranked player nationally by Rivals.com.
- ✪ As a junior, he averaged 16.8 points, 9.4 rebounds, and 3.2 blocks per game and was named to the District 26-6A first team, while also claiming all-tournament honors at the Northside ISD and Georgetown tournaments.
- ✪ Ranked as the 26th-ranked power forward in the country by Scout.com, he also received offers from Texas, Illinois, Notre Dame, and Auburn.

BROWN GAME-BY-GAME (FRESHMAN)

Opponent	M	FG-A	3P-A	FT-A	Reb	PF	A	T	B	S	PTS
N11 Marquette	13	2-2	1-1	0-0	2	1	0	1	1	0	5
N15 Belmont	5	0-0	0-0	0-0	0	1	0	0	1	0	0
N18 Norfolk State	16	2-4	1-3	1-1	3	1	0	0	1	0	6
N21 Bucknell	2	0-0	0-0	0-0	1	0	0	1	0	0	0
N24 Butler	16	2-4	2-2	0-0	4	2	0	1	0	0	6
N25 Santa Clara	8	0-3	0-2	0-0	3	0	0	0	0	0	0
N29 Tennessee State	10	0-3	0-2	0-0	2	1	0	2	0	0	0
D3 Minnesota	3	0-1	0-1	0-0	0	3	0	0	0	0	0
D6 High Point	11	1-2	1-2	0-0	0	2	0	1	1	0	3
D8 M. Tennessee	17	3-4	0-0	0-0	4	1	1	0	1	0	6

Brown's Overall Statistics at Vanderbilt

Year	GP	GS	Min	Avg	FG	FGA	Pct	3FG	3FGA	Pct	FT	FTA	Pct	Off	Def	Tot	Avg	PF	FO	Ast	TO	Blk	Stl	Pts	Avg
2016-17	10	0	101	10.1	10	23	.435	5	13	.385	1	1	1.000	7	12	19	1.9	12	0	1	6	5	0	26	2.6
TOTAL	10	0	101	10.1	10	23	.435	5	13	.385	1	1	1.000	7	12	19	1.9	12	0	1	6	5	0	26	2.6



NOLAN CRESSLER

24

RS Senior, Guard
6'4" 210 lbs.
Pittsburgh, Pa.
Cornell/Plum HS

SEASON HIGHS

Points: 10, vs. High Point (12/6/16)
FG Made: 4, 2x, last vs. High Point (12/6/16)
FG Atts: 8, vs. Marquette (11/11/16)
3FG Made: 2, vs. High Point (12/6/16)
3FG Atts: 3, 2x, last vs. High Point (12/6/16)
FT Made: 4, vs. Minnesota (12/3/16)
FT Atts: 5, vs. Minnesota (12/3/16)
Rebounds: 9, vs. Marquette (11/11/16)
Assists: 5, vs. High Point (12/6/16)
Turnovers: 3, 2x, last vs. High Point (12/6/16)
Blocks:
Steals: 3, vs. High Point (12/6/16)
Minutes: 28, vs. Belmont (11/15/16)

CAREER HIGHS

Points: 34, vs. Brown (2/22/14)
FG Made: 11, vs. Siena (11/22/13)
FG Atts: 22, vs. Penn (3/8/14)
3FG Made: 6, vs. Brown (2/22/14)
3FG Atts: 13, at W. Michigan (11/29/13)
FT Made: 10, 2x, last vs. Brown (2/22/14)
FT Atts: 14, vs. Brown (2/22/14)
Rebounds: 9, 3x, last vs. Marquette (11/11/16)
Assists: 5, vs. High Point (12/6/16)
Turnovers: 4, 4x, last vs. Princeton (3/7/14)
Blocks: 1, 5x, last vs. Wichita St. (3/15/16)
Steals: 3, 2x, last vs. High Point (12/6/16)
Minutes: 37, 4x, last vs. Brown (2/22/14)

MISCELLANEOUS

	2016-17	Career
Double-Digit Pts.	1	42
20+ Points	-	11
5+ threes	-	5

CRESSLER NOTEBOOK

- ✪ Tallied season-best 10 points vs. High Point. Also tied a career-high with three steals and set a new career-best with five assists.
- ✪ Scored eight points vs. Bucknell; also scored eight points vs. Butler.
- ✪ Tied career high with nine rebounds vs. Marquette.
- ✪ Posted six games in double figures in 2015-16. Scored season-high 14 points vs. Detroit on season-best six made field goals.
- ✪ Tied season high with 14 points at Ole Miss in only 13 minutes of action.
- ✪ Scored 11 points vs. Tennessee in only 12 minutes.
- ✪ Tallied 10 points vs. St. John's in Maui.
- ✪ 6'4 guard who transferred to Vanderbilt from Cornell in the summer of 2014.
- ✪ Averaged 16.8 points, 4.2 rebounds, and 1.6 assists in his sophomore season with the Big Red...Named an honorable-mention All-Ivy selection as a sophomore...Has two years of eligibility remaining after sitting out the 2014-15 season.
- ✪ Led the team in scoring with 16.8 points per game with the Big Red.
- ✪ Also averaged 4.2 rebounds, and 1.6 assists per contest.
- ✪ Scored a career-high 34 points against Brown...His 469 points ranked 14th in a single season at Cornell, while his 68 3-pointers sits 11th... He shot 41 percent from the floor and 36 percent from 3-point range while adding 4.2 rebounds and 1.6 assists per contest.
- ✪ Scored 27 points, including five 3-pointers, at 2013 MAC champion Western Michigan, and notched 25 points on 11-of-19 shooting vs. Siena, adding three rebounds and two assists.
- ✪ Opened the 2013-14 season with a bang, scoring a career-best 23 points in the season opener at Syracuse, including 20 in the first half.

CRESSLER GAME-BY-GAME (SENIOR)

Opponent	M	FG-A	3P-A	FT-A	Reb	PF	A	T	B	S	PTS
N11 Marquette*	19	3-8	1-1	0-0	9	1	1	3	0	0	7
N15 Belmont*	28	2-5	1-2	0-0	5	3	3	0	0	1	5
N18 Norfolk State*	15	1-5	1-3	0-0	3	2	1	0	0	0	3
N21 Bucknell*	22	4-7	0-2	0-0	1	1	1	1	0	0	8
N24 Butler	18	3-5	1-2	1-1	3	5	0	2	0	2	8
N25 Santa Clara	12	1-3	1-1	0-0	3	1	0	0	0	0	3
N29 Tennessee State	19	2-2	1-1	0-0	5	1	1	2	0	0	5
D3 Minnesota	18	1-3	0-0	4-5	4	2	0	0	0	1	6
D6 High Point	22	4-7	2-3	0-0	4	1	5	3	0	3	10
D8 M. Tennessee	26	1-4	0-1	1-2	2	3	1	0	0	1	3

Cressler's Overall Statistics

Year	GP	GS	Min	Avg	FG	FGA	Pct	3FG	3FGA	Pct	FT	FTA	Pct	Off	Def	Tot	Avg	PF	FO	Ast	TO	Blk	Stl	Pts	Avg
2012-13*	31	12	717	23.1	99	232	.427	54	134	.403	36	47	.766	29	87	116	3.7	54	0	24	31	1	19	288	9.3
2013-14*	28	28	912	32.6	169	411	.411	68	187	.364	63	81	.778	20	98	118	4.2	78	3	45	59	2	14	469	16.8
2015-16	30	2	370	12.3	57	125	.456	17	62	.274	12	23	.522	10	55	65	2.2	41	1	23	21	3	3	143	4.8
2016-17	10	4	199	19.9	22	49	.449	8	16	.500	6	8	.750	11	28	39	3.9	20	1	13	11	0	8	58	5.8
TOTAL	40	6	569	14.2	79	174	.454	25	78	.321	18	31	.581	21	83	104	2.6	61	2	36	32	3	11	201	5.0

* Statistics from prior team/school

Cressler's SEC Statistics at Vanderbilt

Year	GP	GS	Min	Avg	FG	FGA	Pct	3FG	3FGA	Pct	FT	FTA	Pct	Off	Def	Tot	Avg	PF	FO	Ast	TO	Blk	Stl	Pts	Avg
2015-16	15	0	144	9.6	24	55	.436	5	23	.217	9	17	.529	5	25	30	2.0	18	1	8	8	1	3	62	4.1
TOTAL	15	0	144	9.6	24	55	.436	5	23	.217	9	17	.529	5	25	30	2.0	18	1	8	8	1	3	62	4.1



MATTHEW FISHER-DAVIS

5

Junior, Guard
6'5" 185 lbs.
Charlotte, N.C.
Butler HS

SEASON HIGHS

Points: 23, vs. Bucknell (11/21/16)
FG Made: 7, vs. Bucknell (11/21/16)
FG Atts: 13, at M. Tennessee (12/8/16)
3FG Made: 4, 3x, last vs. High Point (12/6/16)
3FG Atts: 9, vs. Norfolk St. (11/18/16)
FT Made: 8, vs. Tennessee State (11/29/16)
FT Atts: 11, vs. Tennessee State (11/29/16)
Rebounds: 5, vs. Tennessee State (11/29/16)
Assists: 4, vs. Minnesota (12/3/16)
Turnovers: 4, at M. Tennessee (12/8/16)
Blocks: 1, 2x, last vs. High Point (12/6/16)
Steals: 2, vs. Tennessee State (11/29/16)
Minutes: 36, 2x, last at M. Tennessee (12/8/16)

CAREER HIGHS

Points: 23, vs. Bucknell (11/21/16)
FG Made: 7, 3x, last vs. Bucknell (11/21/16)
FG Atts: 13, 3x, last at M. Tennessee (12/8/16)
3FG Made: 6, 3x, last at Miss. St. (2/16/16)
3FG Atts: 11, 3x, last at Tennessee (1/20/16)
FT Made: 8, vs. Tennessee State (11/29/16)
FT Atts: 11, vs. Tennessee State (11/29/16)
Rebounds: 11, vs. Wofford (12/19/15)
Assists: 7, vs. Dayton (12/9/15)
Turnovers: 5, at Stanford (3/24/15)
Blocks: 4, vs. S. Dakota St. (3/20/15)
Steals: 3, vs. Gardner-Webb (11/16/15)
Minutes: 41, at Arkansas (1/5/16)

MISCELLANEOUS

	2016-17	Career
Double-Digit Pts.	8	36
3+ Threes	5	34
Double-Double	-	1

FISHER-DAVIS NOTEBOOK

- ✪ Leads the team in scoring with 14.7 points per game, ranks second in the league in three's made (2.7) and fifth in three-point field goal percentage (.435).
- ✪ Tied a season high with four made threes vs. High Point.
- ✪ Tallied 22 points in win over Tennessee State - made a career high in FT's (8) and FTA's (11).
- ✪ Has made three or more threes in five games this season and 34 times in his career.
- ✪ Tallied career-high 23 points vs. Bucknell.
- ✪ Started 28 games and played in 32 contests in 2015-16. Scored in double figures in 17 games in 2015-16. Made three or more threes in 17 games.
- ✪ Tallied a career-high 20 points on three different occasions - at Arkansas, at Mississippi State, and at home against Kentucky.
- ✪ Tied a career-best with six made threes at Tennessee. He also added eight rebounds and a career-high four assists in 18-point effort.
- ✪ Finished the season first in the SEC in three-point field goal percentage at 44.6%.
- ✪ Had first double-double of his career with 10 points and career-high rebounds vs. Wofford.
- ✪ Finished 2014-15 as the SEC's freshman leader in three-pointers made (2.1, 6th in conference) and was second in three-point percentage in all games (.401). In league games only, Fisher-Davis was fifth in threes made (2.2) and fourth in three-point percentage (.402).
- ✪ Scored a career-high 18 points at Stanford in NIT Quarterfinals on a career-high six made threes.
- ✪ Had three made threes against Purdue and W. Carolina.
- ✪ Scored 11 points vs. Norfolk St.
- ✪ 6'5 guard considered one of best shooters in 2014 class...Shot 67.5% from the floor, 49.1% from three, and 96% from the free throw line in his senior season at Butler HS.
- ✪ Averaged 22 points, 13 rebounds, five assists, two steals and two blocks per game as a senior, and was named the SW4A Player of the Year and as a member of the Charlotte Observer's All-Observer team.
- ✪ Chose Vanderbilt over Texas, Georgia, Baylor, Kansas State, Virginia, Oklahoma State, Arkansas, Alabama, and Wake Forest.

FISHER-DAVIS GAME-BY-GAME (JUNIOR)

Opponent	M	FG-A	3P-A	FT-A	Reb	PF	A	T	B	S	PTS
N11 Marquette*	22	4-10	2-5	2-2	0	0	1	4	0	0	12
N15 Belmont*	34	4-10	3-6	5-5	3	0	0	2	0	0	16
N18 Norfolk State*	27	5-12	4-9	4-4	3	3	2	0	1	1	18
N21 Bucknell*	36	7-12	4-7	5-7	2	2	0	2	0	1	23
N24 Butler*	11	1-3	0-2	0-0	3	0	0	0	0	1	2
N25 Santa Clara*	35	4-9	3-6	3-3	2	2	2	2	0	0	14
N29 Tennessee State*	29	6-10	2-5	8-11	5	2	1	2	0	2	22
D3 Minnesota*	35	3-11	2-7	0-0	3	1	4	2	0	1	8
D6 High Point*	29	6-10	4-8	3-4	3	0	3	1	1	0	19
D8 M. Tennessee*	36	4-13	3-7	2-2	3	1	1	4	0	1	13

Fisher-Davis' Overall Statistics at Vanderbilt

Year	GP	GS	Min	Avg	FG	FGA	Pct	3FG	3FGA	Pct	FT	FTA	Pct	Off	Def	Tot	Avg	PF	FO	Ast	TO	Blk	Stl	Pts	Avg
2014-15	34	11	777	22.9	80	228	.351	71	177	.401	15	21	.714	16	63	79	2.3	55	0	46	31	16	13	246	7.2
2015-16	32	28	877	27.4	102	236	.432	79	177	.446	27	36	.750	12	103	115	3.6	50	1	36	27	9	15	310	9.7
2016-17	10	10	294	29.4	44	100	.440	27	62	.435	32	38	.842	3	24	27	2.7	11	0	14	19	2	7	147	14.7
TOTAL	76	49	1948	25.6	226	564	.401	177	416	.425	74	95	.779	31	190	221	2.9	116	1	96	77	27	35	703	9.3

Fisher-Davis' SEC Statistics at Vanderbilt

Year	GP	GS	Min	Avg	FG	FGA	Pct	3FG	3FGA	Pct	FT	FTA	Pct	Off	Def	Tot	Avg	PF	FO	Ast	TO	Blk	Stl	Pts	Avg
2014-15	18	7	429	23.8	45	127	.354	39	97	.402	7	11	.636	9	36	45	2.5	27	0	26	17	7	7	136	7.6
2015-16	17	14	491	28.9	57	130	.438	44	101	.436	18	24	.750	5	48	53	3.1	26	1	21	15	4	7	176	10.4
TOTAL	35	21	920	26.3	102	257	.397	83	198	.419	25	35	.714	14	84	98	2.8	53	1	47	32	11	14	312	8.9



LUKE KORNET

3

Senior, Forward
7'1" 250 lbs.
Lantana, Texas
Liberty Christian HS

SEASON HIGHS

Points: 20, vs. Belmont (11/15/16)
FG Made: 8, vs. Bucknell (11/21/16)
FG Atts: 18, vs. Minnesota (12/3/16)
3FG Made: 1, 4x, last vs. Santa Clara (11/25/16)
3FG Atts: 8, vs. Minnesota (12/3/16)
FT Made: 12, vs. Belmont (11/15/16)
FT Atts: 16, vs. Belmont (11/15/16)
Rebounds: 7, vs. Belmont (11/15/16)
Assists: 2, vs. Belmont (11/15/16)
Turnovers: 4, vs. Butler (11/24/16)
Blocks: 4, vs. Norfolk St. (11/18/16)
Steals: 1, 2x, last vs. High Point (12/6/16)
Minutes: 32, vs. Minnesota (12/3/16)

CAREER HIGHS

Points: 24, vs. Tennessee State (11/23/14)
FG Made: 10, vs. Tennessee State (11/23/14)
FG Atts: 18, vs. Minnesota (12/3/16)
3FG Made: 5, at Tennessee (2/26/15)
3FG Atts: 9, at S. Carolina (1/9/16)
FT Made: 12, vs. Belmont (11/15/16)
FT Atts: 16, vs. Belmont (11/15/16)
Rebounds: 14, at Tennessee (1/20/16)
Assists: 4, 2x, last vs. South Carolina (2/7/15)
Turnovers: 4, 3x, last vs. Butler (11/24/16)
Blocks: 10, vs. Auburn (1/12/16)
Steals: 3, vs. Miss. State (2/1/14)
Minutes: 37, 3x, last vs. Kentucky (2/27/16)

MISCELLANEOUS

	2016-17	Career
Double-Digit Pts.	6	38
3+ Threes	-	8
4+ Blocks	1	15

KORNET NOTEBOOK

- ✦ Scored in double figures in six of 10 games this season.
- ✦ Led the team with 15 points in 2016-17 season opener vs. Marquette; scored 20 points vs. Belmont and set new career highs in FTs made and attempted; had season-high four blocks vs. Norfolk St.; scored 19 vs. Bucknell.
- ✦ Played in 28 games and made 25 starts in 2015-16. Averaged 8.9 points and 7.3 rebounds per game. Named to All-SEC Defensive Team.
- ✦ Scored in double figures in 11 games and had four or more blocks in 12 contests. Scored a season-high 20 points at Ole Miss. Made season-high four threes in win over Texas A&M in Nashville.
- ✦ 3rd in the nation in blocked shots, averaging 3.0 blocks per game. He is fifth in the program's history in career blocks per game (1.49) and is fourth in total blocks (139).
- ✦ In a single season, Kornet's 84 blocks ranked second in program history, and his 3.0 average was the best in a single season.
- ✦ Notched the program's second triple double with 11 points, 11 rebounds, and 10 blocks vs. Auburn. It was the program's first triple-double with blocks. Brad Tinsley had the other triple double when he registered 11 points, 10 rebounds, and 10 assists in a win over Presbyterian on November 12, 2010.
- ✦ The 10 blocks set a new Vanderbilt program single-game record - the previous best was seven by Will Perdue (vs. East Carolina, 12/28/87), Festus Ezeli (at Georgia, 2/16/11) and Damian Jones (at South Carolina, 2/13/14).
- ✦ Scored in double figures in 18 games as a sophomore and made three or more threes in six games.
- ✦ Scored 22 points vs. LSU off of the bench, a career-high in SEC games. He was 9-13 from the floor.
- ✦ Scored career-high 24 points on 10-11 shooting vs. Tenn. State... He tied the Memorial Gym record for FG% held by Jeffery Taylor, who was also 10-11 from the floor vs. Tennessee State on December 19, 2009.
- ✦ Played in 30 games and started two as a true freshman; averaged 4.0 points, 2.3 rebounds, and 0.8 assists per game in 2013-14; Scored in double-figures in three games.
- ✦ Grew seven inches in his senior season in high school and then two more when he arrived on campus.
- ✦ Son of Frank Kornet, a former Vanderbilt basketball standout of his own from 1986-89.
- ✦ Averaged 15.0 points, 8.0 rebounds, 3.0 blocks, and 3.0 steals at Liberty Christian School in Argyle, Texas.
- ✦ Team was a state finalist in 2013, and were District TAPPS 5A-1 Champions in 2013.
- ✦ Named to TAPPS 5A First Team All-State in 2012-13, and was an honorable all-state selection in 2011-12.
- ✦ Advice to youngsters: "Your life is a gift from God, so do everything possible to give back to Him."

KORNET GAME-BY-GAME (SENIOR)

Opponent	M	FG-A	3P-A	FT-A	Reb	PF	A	T	B	S	PTS
N11 Marquette*	23	4-9	1-4	6-6	5	3	1	3	2	0	15
N15 Belmont*	29	4-9	0-0	12-16	7	1	2	3	3	0	20
N18 Norfolk State*	22	2-5	0-0	5-6	5	1	0	1	4	0	9
N21 Bucknell*	24	8-14	1-1	2-2	6	4	1	1	0	0	19
N24 Butler*	28	2-11	1-5	0-0	5	3	1	4	2	0	5
N25 Santa Clara*	30	4-9	1-3	9-10	6	3	0	3	1	0	18
N29 Tennessee State*	28	2-4	0-1	8-8	6	2	1	3	2	1	12
D3 Minnesota*	32	4-18	2-8	2-4	6	3	1	1	2	0	12
D6 High Point*	23	3-8	0-2	2-2	3	4	1	1	1	1	8
D8 M. Tennessee*	28	3-13	0-2	2-2	5	1	1	1	1	0	8

Kornet's Overall Statistics at Vanderbilt

Year	GP	GS	Min	Avg	FG	FGA	Pct	3FG	3FGA	Pct	FT	FTA	Pct	Off	Def	Tot	Avg	PF	FO	Ast	TO	Blk	Stl	Pts	Avg
2013-14	30	2	460	15.3	45	131	.344	21	89	.236	8	15	.533	19	49	68	2.3	34	0	23	21	17	9	119	4.0
2014-15	35	14	756	21.6	106	214	.495	50	125	.400	42	55	.764	32	88	120	3.4	67	1	37	41	38	7	304	8.7
2015-16	28	25	767	27.4	87	216	.403	26	93	.280	49	71	.690	50	154	204	7.3	68	1	41	31	84	14	249	8.9
2016-17	10	10	267	26.7	36	100	.360	6	26	.231	48	56	.857	15	39	54	5.4	25	0	9	21	18	2	126	12.6
TOTAL	103	51	2250	21.8	274	661	.415	103	333	.309	147	197	.746	116	330	446	4.3	194	2	110	114	157	32	798	7.7

Kornet's SEC Statistics at Vanderbilt

Year	GP	GS	Min	Avg	FG	FGA	Pct	3FG	3FGA	Pct	FT	FTA	Pct	Off	Def	Tot	Avg	PF	FO	Ast	TO	Blk	Stl	Pts	Avg
2013-14	18	1	279	15.5	24	78	.308	12	57	.211	4	9	.444	10	29	39	2.2	16	0	13	13	10	7	64	3.6
2014-15	18	4	401	22.3	56	119	.471	28	72	.389	21	25	.840	14	44	58	3.2	32	1	22	19	15	5	161	8.9
2015-16	17	15	500	29.4	52	132	.394	19	59	.322	31	47	.660	29	103	132	7.8	47	1	26	26	54	9	154	9.1
TOTAL	53	20	1180	22.3	132	329	.401	59	188	.314	56	81	.691	53	176	229	4.3	95	2	61	58	79	21	379	7.2



RILEY LACHANCE

13

Junior, Guard
6'2" 192 lbs.
Brookfield, Wis.
Brookfield HS

SEASON HIGHS

Points: 17, vs. Santa Clara (11/25/16)
FG Made: 6, vs. Santa Clara (11/25/16)
FG Atts: 10, vs. Minnesota (12/3/16)
3FG Made: 5, vs. Santa Clara (11/25/16)
3FG Atts: 6, 2x, last vs. Tennessee State (11/29/16)
FT Made: 4, vs. Tennessee State (11/29/16)
FT Atts: 6, vs. Tennessee State (11/29/16)
Rebounds: 7, vs. Minnesota (12/3/16)
Assists: 7, vs. High Point (12/6/16)
Turnovers: 3, 3x, last at M. Tennessee (12/8/16)
Blocks: 1, vs. Marquette (11/11/16)
Steals: 2, 2x, last vs. High Point (12/6/16)
Minutes: 38, vs. Minnesota (12/3/16)

CAREER HIGHS

Points: 26, 2x, last vs. W. Carolina (12/16/14)
FG Made: 9, vs. Purdue (12/13/14)
FG Atts: 18, at Florida (2/18/15)
3FG Made: 5, 4x, last vs. Santa Clara (11/25/16)
3FG Atts: 9, 2x, last at Ole Miss (3/7/15)
FT Made: 5, 2x, last vs. W. Carolina (12/16/14)
FT Atts: 5, 4x, last vs. Georgia (1/14/15)
Rebounds: 9, vs. Missouri (2/21/15)
Assists: 8, at Ole Miss (3/7/15)
Turnovers: 5, vs. Florida (2/3/15)
Blocks: 1, 2x, last vs. Stony Brook (11/19/15)
Steals: 5, vs. Penn (12/22/14)
Minutes: 42, 2x, last vs. Tennessee (2/11/15)

MISCELLANEOUS

	2016-17	Career
Double-Digit Pts.	5	40
20+ Point games	-	3

LACHANCE NOTEBOOK

- ✪ Is 14 of last 20 from three in last four games and leads the SEC in three-point field goal percentage (67.6%) and assist-to-turnover ratio (3.1). He is also fifth in the league in assists (4.4) and eighth in three's made (2.3). LaChance is shooting 23-34 from three on the season and has 37 assists and only nine turnovers in the last seven games and has made 14 threes in his last five games (14-20).
- ✪ Tallied 17 points - was 6-7 from the floor and 5-6 from three vs. Santa Clara. Also added four rebounds and six assists, and had zero turnovers; named to Continental Tire Las Vegas Invitational All-Tournament team.
- ✪ Played in 33 games and started 19 in 2015-16. Averaged 6.9 points and 2.4 rebounds per game.
- ✪ Scored double figures in 11 games in 2015-16, including a season-high 18 points vs. Alabama while tying a career-best with five threes.
- ✪ Scored 13 points, had six assists, and four assists vs. Gardner-Webb; also scored 13 points vs. Stony Brook.
- ✪ Named to preseason All-SEC 2nd Team by league coaches in 2015.
- ✪ Named to the SEC All-Freshman team in 2015; SEC freshman leader in points scored in all games and second in threes made.
- ✪ Third on Vanderbilt's single-season freshman scoring list with 429 points - one of only four Vanderbilt freshman to ever eclipse 400-point barrier.
- ✪ Seventh in threes made (2.1) and eighth in minutes (33.3) last season. Second amongst freshmen in SEC in threes made behind teammate Matthew Fisher-Davis.
- ✪ Captured four SEC Freshmen of the Week honors in 2014-15, which set a program record.
- ✪ Scored in double figures in 24 games in 2014-15, scored 20 or more points in four contests.
- ✪ Ended freshman season with 102 assists, third on the freshman single-season list.
- ✪ Scored 19 points and dished out career-best eight assists in win at Ole Miss.
- ✪ Had a career-high nine rebounds vs. Missouri.
- ✪ Scored a career-high 26 points in win over Purdue and 26 vs. Western Carolina.
- ✪ 6'2 guard who lead his Brookfield Central High School team in Wisconsin to a 24-1 record as a senior when he averaged 23.0 points and 2.6 assists per game...Left Brookfield as the school's all-time leading scorer (1,643 points). Also Brookfield's single-season scoring leader with 543 points, and the all-time leader in steals with 188.
- ✪ Was voted the top point guard in the state of Wisconsin by Wisconsin Hoops, and was the Player of the Year for Waukesha County.
- ✪ Major is Human and Organizational Development.

LACHANCE GAME-BY-GAME (JUNIOR)

Opponent	M	FG-A	3P-A	FT-A	Reb	PF	A	T	B	S	PTS
N11 Marquette*	33	3-5	2-3	1-2	2	0	2	1	1	0	9
N15 Belmont*	24	1-3	1-1	2-2	3	0	4	1	0	0	5
N18 Norfolk State*	22	4-7	3-5	1-1	4	3	1	3	0	2	12
N21 Bucknell*	32	4-7	2-3	0-0	1	1	6	0	0	1	10
N24 Butler*	34	2-6	1-2	2-2	4	3	6	2	0	0	7
N25 Santa Clara*	32	6-7	5-6	0-0	4	4	6	0	0	1	17
N29 Tennessee State*	33	4-6	4-6	0-0	2	2	5	0	0	0	12
D3 Minnesota*	38	4-10	1-2	0-0	7	2	5	3	0	0	9
D6 High Point*	29	4-4	4-4	2-2	2	2	7	1	0	2	14
D8 M. Tennessee*	34	1-4	0-2	0-0	4	2	2	3	0	0	2

LaChance's Overall Statistics at Vanderbilt

Year	GP	GS	Min	Avg	FG	FGA	Pct	3FG	3FGA	Pct	FT	FTA	Pct	Off	Def	Tot	Avg	PF	FO	Ast	TO	Blk	Stl	Pts	Avg
2014-15	35	35	1166	33.3	147	337	.436	66	173	.382	69	79	.873	10	100	110	3.1	46	0	102	47	1	25	429	12.3
2015-16	33	19	820	24.8	80	226	.354	43	119	.361	26	34	.765	11	69	80	2.4	61	1	81	44	1	20	229	6.9
2016-17	10	10	311	31.1	33	59	.559	23	34	.676	8	9	.889	4	29	33	3.3	21	0	44	14	1	6	97	9.7
TOTAL	78	64	2297	29.4	260	622	.418	132	326	.405	103	122	.844	25	198	223	2.9	128	1	227	105	3	51	755	9.7

LaChance's SEC Stats at Vanderbilt

Year	GP	GS	Min	Avg	FG	FGA	Pct	3FG	3FGA	Pct	FT	FTA	Pct	Off	Def	Tot	Avg	PF	FO	Ast	TO	Blk	Stl	Pts	Avg
2014-15	18	18	622	34.6	73	177	.412	35	91	.385	38	45	.844	6	56	62	3.4	27	0	54	29	0	10	219	12.2
2015-16	18	7	417	23.2	35	115	.304	22	64	.344	16	23	.696	6	40	46	2.6	31	1	36	27	0	13	108	6.0
TOTAL	36	25	1039	28.9	108	292	.370	57	155	.368	54	68	.794	12	96	108	3.0	58	1	90	56	0	23	327	9.1



JEFF ROBERSON

11

Junior, Forward
6'6" 224 lbs.
Houston, Texas
The Kinkaid School

SEASON HIGHS

Points: 14, vs. High Point (12/6/16)
FG Made: 5, 3x, last vs. High Point (12/6/16)
FG Atts: 14, vs. Minnesota (12/3/16)
3FG Made: 4, vs. High Point (12/6/16)
3FG Atts: 7, vs. High Point (12/6/16)
FT Made: 6, vs. Norfolk St. (11/18/16)
FT Atts: 6, 2x, last vs. Butler (11/24/16)
Rebounds: 16, vs. Minnesota (12/3/16)
Assists: 5, vs. Bucknell (11/21/16)
Turnovers: 5, vs. Marquette (11/11/16)
Blocks: 2, vs. Minnesota (12/3/16)
Steals: 2, vs. Tennessee State (11/29/16)
Minutes: 36, 2x, last vs. Minnesota (12/3/16)

CAREER HIGHS

Points: 20, vs. Texas A&M (2/4/16)
FG Made: 8, vs. Texas A&M (2/4/16)
FG Atts: 14, vs. Minnesota (12/3/16)
3FG Made: 4, vs. High Point (12/6/16)
3FG Atts: 6, vs. Minnesota (12/3/16)
FT Made: 8, vs. Georgia (2/20/16)
FT Atts: 9, vs. Georgia (2/20/16)
Rebounds: 16, vs. Minnesota (12/3/16)
Assists: 5, 2x, last vs. Bucknell (11/21/16)
Turnovers: 5, vs. Marquette (11/11/16)
Blocks: 2, 4x, last vs. Minnesota (12/3/16)
Steals: 2, 6x, last vs. Tennessee State (11/29/16)
Minutes: 39, at Miss. State (2/16/16)

MISCELLANEOUS

	2016-17	Career
Double-Digit Pts.	7	28
10+ Rebounds	3	8
Double-Doubles	2	7

ROBERSON NOTEBOOK

- ✪ Scored in double figures in seven games this season, including season-high 14 points vs. High Point.; scored in double figures in six straight games.
- ✪ Made a career high four made threes vs. High Point.
- ✪ Had 2nd double-double of season and 7th of career vs. Minnesota with 12 points and a career-high 16 rebounds. Previous career-best in rebounds was 13 against St. John's in Maui on November 23, 2015.
- ✪ Roberson ranks third in the SEC in defensive rebounding and seventh in rebounding (7.5).
- ✪ Scored nine points and had 10 rebounds in season opener vs. Marquette; had 10 points and 8 rebs. vs. Belmont.
- ✪ Played in 32 games in 2015-16 and made 25 starts. Averaged 9.3 points and 5.6 rebounds per game and 11.0 points and 5.7 rebounds in conference play. Shot 43.5% from three for the season.
- ✪ Scored in double figures in 18 games in 2015-16, including a career-high 20-point effort against Texas A&M in Nashville (2/4), when he was 8-10 from the floor and 3-4 from three.
- ✪ Tallied five double-doubles, including an 18-point, 10-rebound effort in win at Florida.
- ✪ Grabbed career-high 13 rebounds in win over St. John's in Maui.
- ✪ Finished fifth in the SEC in all games in free throw percentage (.833); second in league games only (.877).
- ✪ Started 24 games as a true freshman in 2014-15; averaged 4.7 ppg and shot 45.5% from three.
- ✪ Scored career-high 12 points vs. Tennessee at Memorial Gym.
- ✪ Scored eight points at Georgia Tech on 4-of-5 shooting; also scored eight points vs. Penn and 4-5 from floor.
- ✪ Tied a career high with eight rebounds against Baylor.
- ✪ Played career-high 35 minutes vs. LaSalle and scored seven points and grabbed seven rebounds.
- ✪ Left The Kinkaid School as the school's all-time leading scorer with 1,743 points.
- ✪ Averaged 20.1 points, 9.2 rebounds, 2.0 assists, and 1.5 steals per game in his senior season at the Kinkaid School in Houston.
- ✪ Named a finalist for the Guy V. Lewis Award, which is given to the top high school player in the city of Houston.
- ✪ As a senior, Roberson shot 66.8% from the floor, 48% from three-point range, and 78% from the free throw line.
- ✪ SEC Academic Honor Roll member in 2015.
- ✪ Chose Vanderbilt over Georgia Tech, Saint Louis, and Harvard.

ROBERSON GAME-BY-GAME (JUNIOR)

Opponent	M	FG-A	3P-A	FT-A	Reb	PF	A	T	B	S	PTS
N11 Marquette*	33	3-11	1-4	2-2	10	0	2	5	0	1	9
N15 Belmont*	33	4-8	2-4	0-0	8	5	4	1	0	0	10
N18 Norfolk State*	24	2-8	1-4	6-6	11	3	3	3	0	0	11
N21 Bucknell*	36	4-10	0-3	0-0	6	2	5	1	1	1	8
N24 Butler*	25	3-5	0-2	5-6	4	4	1	2	1	1	11
N25 Santa Clara*	32	4-8	3-5	1-4	4	2	1	4	0	0	12
N29 Tennessee State*	31	5-10	2-4	1-2	5	3	0	4	0	2	13
D3 Minnesota*	36	5-14	2-6	0-0	16	1	1	1	2	1	12
D6 High Point*	25	5-8	4-7	0-0	3	2	2	2	0	0	14
D8 M. Tennessee*	32	4-12	1-5	2-5	8	1	0	3	0	1	11

Roberson's Overall Statistics at Vanderbilt

Year	GP	GS	Min	Avg	FG	FGA	Pct	3FG	3FGA	Pct	FT	FTA	Pct	Off	Def	Tot	Avg	PF	FO	Ast	TO	Blk	Stl	Pts	Avg
2014-15	33	24	637	19.3	50	103	.485	15	33	.455	40	64	.625	32	70	102	3.1	86	2	37	48	10	13	155	4.7
2015-16	32	25	858	26.8	91	186	.489	30	69	.435	85	102	.833	58	121	179	5.6	101	5	38	34	6	15	297	9.3
2016-17	10	10	307	30.7	39	94	.415	16	44	.364	17	25	.680	18	57	75	7.5	23	1	19	26	4	7	111	11.1
TOTAL	75	59	1802	24.0	180	383	.470	61	146	.418	142	191	.743	108	248	356	4.7	210	8	94	108	20	35	563	7.5

Roberson's SEC Statistics at Vanderbilt

Year	GP	GS	Min	Avg	FG	FGA	Pct	3FG	3FGA	Pct	FT	FTA	Pct	Off	Def	Tot	Avg	PF	FO	Ast	TO	Blk	Stl	Pts	Avg
2014-15	16	11	313	19.6	22	49	.449	7	13	.538	24	40	.600	18	29	47	2.9	43	1	20	23	3	6	75	4.7
2015-16	18	17	524	29.1	60	114	.526	21	43	.488	57	65	.877	33	69	102	5.7	61	4	29	17	2	7	198	11.0
TOTAL	34	28	837	24.6	82	163	.503	28	56	.500	81	105	.771	51	98	149	4.4	104	5	49	40	5	13	273	8.0



JOE TOYE

2

Sophomore, Guard
6'7" 208 lbs.
Chicago, Ill.
Whitney Young HS

SEASON HIGHS

Points: 8, vs. Marquette (11/11/16)
FG Made: 3, vs. Butler (11/24/16)
FG Atts: 5, vs. Butler (11/24/16)
3FG Made: 1, 3x, last at M. Tennessee (12/8/16)
3FG Atts: 2, 2x, last vs. High Point (12/6/16)
FT Made: 4, vs. Marquette (11/11/16)
FT Atts: 6, vs. Marquette (11/11/16)
Rebounds: 6, vs. Belmont (11/15/16)
Assists: 2, 3x, last vs. Bucknell (11/21/16)
Turnovers: 1, 4x, last vs. Butler (11/24/16)
Blocks:
Steals: 1, 2x, last vs. Butler (11/24/16)
Minutes: 22, vs. Bucknell (11/21/16)

CAREER HIGHS

Points: 10, 3x, last vs. Wichita State (3/15/16)
FG Made: 3, 8x, last vs. Butler (11/24/16)
FG Atts: 6, 2x, last vs. Wichita State (3/15/16)
3FG Made: 3, vs. Tennessee (3/10/16)
3FG Atts: 4, vs. Tennessee (3/10/16)
FT Made: 4, vs. Detroit (12/2/15)
FT Atts: 6, vs. Detroit (12/2/15)
Rebounds: 6, vs. Belmont (11/15/16)
Assists: 4, vs. Tennessee (3/10/16)
Turnovers: 1, 11x, last vs. Butler (11/24/16)
Blocks: 1, vs. Wofford (12/19/15)
Steals: 1, 7x, last vs. Butler (11/24/16)
Minutes: 26, vs. Wichita State (3/15/16)

MISCELLANEOUS

TOYE NOTEBOOK

- ✪ Scored season-high eight points vs. Marquette in season opener.
- ✪ Played in 30 games in 2015-16 and averaged 3.6 points and 1.2 rebounds per game. Scored in double figures in three games.
- ✪ Tied a career high with 10 points against Tennessee at SEC Tournament. Made a career-high three three's in a career-best 23 minutes of action. Also scored 10 points in First Four game vs. Wichita State.
- ✪ Scored career-high 10 points vs. Detroit - tied his career high with three made field goals.
- ✪ Signed with the Commodores in November of 2014.
- ✪ Was ranked as the sixth-best player in the state of Illinois and a four-star prospect by ESPN, and was also ranked as the 113th-best prospect in the nation by Rivals.com.
- ✪ Toye and his twin sister Elizabeth are both Division I basketball players - Elizabeth plays for Wisconsin.
- ✪ Attended Whitney Young High School in Chicago, where he was named as a First-Team All-City selection.
- ✪ Averaged 18.0 points, 7.0 rebounds, 2.0 assists, 2.0 steals, and 1.5 blocks as a senior.
- ✪ Chose the Commodores over Iowa, Memphis, Creighton, Bradley, UIC, and Missouri.
- ✪ Recipient of the Edie and David Johnson Family Basketball Scholarship.
- ✪ Advice to youngsters: "Don't let negative influences in your life."

TOYE GAME-BY-GAME (SOPHOMORE)

Opponent	M	FG-A	3P-A	FT-A	Reb	PF	A	T	B	S	PTS
N11 Marquette	21	2-4	0-2	4-6	2	1	2	1	0	0	8
N15 Belmont	14	1-3	0-1	1-2	6	0	0	1	0	0	3
N18 Norfolk State	21	1-3	0-1	3-4	3	2	2	0	0	0	2
N21 Bucknell	22	0-4	0-2	0-0	2	2	2	1	0	1	0
N24 Butler	14	3-5	0-1	1-2	2	4	0	1	0	1	7
N25 Santa Clara	9	1-2	1-1	0-0	0	0	1	0	0	0	3
N29 Tennessee State	11	2-3	0-0	1-2	2	1	0	1	0	0	5
D3 Minnesota	7	0-3	0-0	0-0	2	0	0	0	0	0	0
D6 High Point	18	1-5	1-2	3-4	5	1	1	1	0	0	6
D8 M. Tennessee	8	1-2	1-1	0-0	1	0	1	1	0	0	3

Toye's Overall Statistics at Vanderbilt

Year	GP	GS	Min	Avg	FG	FGA	Pct	3FG	3FGA	Pct	FT	FTA	Pct	Off	Def	Tot	Avg	PF	FO	Ast	TO	Blk	Stl	Pts	Avg
2015-16	30	0	257	8.6	37	74	.500	9	21	.429	25	39	.641	7	30	37	1.2	28	0	10	13	2	6	108	3.6
2016-17	10	0	145	14.5	12	34	.353	3	11	.273	13	20	.650	6	19	25	2.5	11	0	9	7	0	2	40	4.0
TOTAL	40	0	402	10.1	49	108	.454	12	32	.375	38	59	.644	13	49	62	1.6	39	0	19	20	2	8	148	3.7

Toye's SEC Statistics at Vanderbilt

Year	GP	GS	Min	Avg	FG	FGA	Pct	3FG	3FGA	Pct	FT	FTA	Pct	Off	Def	Tot	Avg	PF	FO	Ast	TO	Blk	Stl	Pts	Avg
2015-16	17	0	100	5.9	11	27	.407	2	9	.222	9	13	.692	2	11	13	0.8	9	0	3	8	1	3	33	1.9
TOTAL	17	0	100	5.9	11	27	.407	2	9	.222	9	13	.692	2	11	13	0.8	9	0	3	8	1	3	33	1.9



PAYTON WILLIS

1

Freshman, Guard
6'4" 182 lbs.
Fayetteville, Ark.
Fayetteville HS

SEASON HIGHS

Points: 17, vs. Butler (11/24/16)

FG Made: 5, vs. Butler (11/24/16)

FG Atts: 8, vs. Butler (11/24/16)

3FG Made: 3, vs. High Point (12/6/16)

3FG Atts: 5, vs. Butler (11/24/16)

FT Made: 5, vs. Butler (11/24/16)

FT Atts: 6, 2x, last vs. Butler (11/24/16)

Rebounds: 4, 2x, last vs. Santa Clara (11/25/16)

Assists: 8, vs. Santa Clara (11/25/16)

Turnovers: 5, vs. Minnesota (12/3/16)

Blocks:

Steals: 1, 4x, vs. High Point (12/6/16)

Minutes: 32, vs. Santa Clara (11/25/16)

CAREER HIGHS

Points: 17, vs. Butler (11/24/16)

FG Made: 5, vs. Butler (11/24/16)

FG Atts: 8, vs. Butler (11/24/16)

3FG Made: 3, vs. High Point (12/6/16)

3FG Atts: 5, vs. Butler (11/24/16)

FT Made: 5, vs. Butler (11/24/16)

FT Atts: 6, 2x, last vs. Butler (11/24/16)

Rebounds: 4, 2x, last vs. Santa Clara (11/25/16)

Assists: 8, vs. Santa Clara (11/25/16)

Turnovers: 5, vs. Minnesota (12/3/16)

Blocks:

Steals: 1, 4x, vs. High Point (12/6/16)

Minutes: 32, vs. Santa Clara (11/25/16)

WILLIS NOTEBOOK

✪ Started last five games at point guard for the Commodores.

✪ Tallied 13 points and was 3-4 from floor vs. High Point.

✪ Scored career-high 17 points vs. Butler; made first career start vs. Santa Clara and dished out career-high eight assists vs. Broncos.

✪ Signed with the Commodores in the fall of 2015.

✪ Third ever Commodore from the state of Arkansas and first since Ralph Childs played for Vanderbilt in the 1955-56 season.

✪ Attended Fayetteville High School in Fayetteville, Arkansas, averaged 15.9 points, 3.6 rebounds, 3.5 assists, and 1.5 steals per game while also shooting 44.7% from three in his junior season and was honored as an all-conference and all-state selection as a sophomore and junior.

✪ Was ranked as the second-ranked player in the state of Arkansas, the 22nd-best point guard in the country by 247sports.com, and ranked as the 119th-best player in the nation by Rivals.com.

WILLIS GAME-BY-GAME (FRESHMAN)

Opponent	M	FG-A	3P-A	FT-A	Reb	PF	A	T	B	S	PTS
N11 Marquette	8	1-3	0-1	1-6	2	1	1	0	0	1	3
N15 Belmont	16	3-5	1-3	3-4	1	1	0	2	0	1	10
N18 Norfolk State	20	1-4	0-1	0-0	4	1	5	3	0	0	2
N21 Bucknell	9	1-3	0-0	0-0	0	0	0	0	0	0	2
N24 Butler	27	5-8	2-5	5-6	3	2	2	2	1	0	17
N25 Santa Clara*	32	2-5	1-4	0-0	4	0	8	4	0	0	5
N29 Tennessee State*	23	2-4	1-3	4-4	2	3	3	3	0	0	9
D3 Minnesota*	23	1-2	1-1	0-0	1	0	1	5	0	1	3
D6 High Point*	23	4-5	3-4	2-2	2	2	4	1	0	1	13
D8 M. Tennessee*	16	0-1	0-1	2-2	2	1	2	1	0	0	2

Willis' Overall Statistics at Vanderbilt

Year	GP	GS	Min	Avg	FG	FGA	Pct	3FG	3FGA	Pct	FT	FTA	Pct	Off	Def	Tot	Avg	PF	FO	Ast	TO	Blk	Stl	Pts	Avg
2016-17	10	5	197	19.7	20	40	.500	9	23	.391	17	24	.708	8	13	21	2.1	10	0	26	21	1	4	66	6.6
TOTAL	10	5	197	19.7	20	40	.500	9	23	.391	17	24	.708	8	13	21	2.1	10	0	26	21	1	4	66	6.6



2016-17 Vanderbilt Basketball
Vanderbilt Combined Team Statistics (as of Dec 15, 2016)
All games



RECORD:	OVERALL	HOME	AWAY	NEUTRAL
ALL GAMES	5-5	4-1	0-1	1-3
CONFERENCE	0-0	0-0	0-0	0-0
NON-CONFERENCE	5-5	4-1	0-1	1-3

##	Player	gp-gs	min	avg	Total		3-Point		F-Throw		Rebounds				pf	dq	a	to	blk	stl	pts	avg
					fg-fga	fg%	3fg-fga	3fg%	ft-fa	ft%	off	def	tot	avg								
05	FISHER-DAVIS, Matth	10-10	294	29.4	44-100	.440	27-62	.435	32-38	.842	3	24	27	2.7	11	0	14	19	2	7	147	14.7
03	KORNET, Luke	10-10	267	26.7	36-100	.360	6-26	.231	48-56	.857	15	39	54	5.4	25	0	9	21	18	2	126	12.6
11	ROBERSON, Jeff	10-10	307	30.7	39-94	.415	16-44	.364	17-25	.680	18	57	75	7.5	23	1	19	26	4	7	111	11.1
13	LACHANCE, Riley	10-10	311	31.1	33-59	.559	23-34	.676	8-9	.889	4	29	33	3.3	21	0	44	14	1	6	97	9.7
01	WILLIS, Payton	10-5	197	19.7	20-40	.500	9-23	.391	17-24	.708	8	13	21	2.1	10	0	26	21	1	4	66	6.6
24	CRESSLER, Nolan	10-4	199	19.9	22-49	.449	8-16	.500	6-8	.750	11	28	39	3.9	20	1	13	11	0	8	58	5.8
02	TOYE, Joe	10-0	145	14.5	12-34	.353	3-11	.273	13-20	.650	6	19	25	2.5	11	0	9	7	0	2	40	4.0
12	BAPTISTE, Djery	10-1	114	11.4	12-23	.522	0-0	.000	6-10	.600	9	15	24	2.4	23	0	0	8	6	2	30	3.0
15	BROWN, Clevon	10-0	101	10.1	10-23	.435	5-13	.385	1-1	1.000	7	12	19	1.9	12	0	1	6	5	0	26	2.6
Team											14	23	37					3				
Total.....		10	2000		232-538	.431	98-237	.414	151-197	.766	95	265	360	36.0	162	2	142	140	37	41	713	71.3
Opponents.....		10	2000		242-566	.428	76-211	.360	119-175	.680	84	235	319	31.9	172	-	120	113	28	55	679	67.9

TEAM STATISTICS	VU	OPP
SCORING	713	679
Points per game	71.3	67.9
Scoring margin	+3.4	-
FIELD GOALS-ATT	232-538	242-566
Field goal pct	.431	.428
3 POINT FG-ATT	98-237	76-211
3-point FG pct	.414	.360
3-pt FG made per game	9.8	7.6
FREE THROWS-ATT	151-197	119-175
Free throw pct	.766	.680
F-Throws made per game	15.1	11.9
REBOUNDS	360	319
Rebounds per game	36.0	31.9
Rebounding margin	+4.1	-
ASSISTS	142	120
Assists per game	14.2	12.0
TURNOVERS	140	113
Turnovers per game	14.0	11.3
Turnover margin	-2.7	-
Assist/turnover ratio	1.0	1.1
STEALS	41	55
Steals per game	4.1	5.5
BLOCKS	37	28
Blocks per game	3.7	2.8
ATTENDANCE	42297	22509
Home games-Avg/Game	5-8459	1-9606
Neutral site-Avg/Game	-	4-3226

Date	Opponent	Score	Att.
^ 11/11/16	vs Marquette	L 71-95	4116
11/15/16	BELMONT	w 80-66	9116
+ 11/18/16	NORFOLK STATE	w 75-52	8205
+ 11/21/16	BUCKNELL	L 72-75	8243
# 11/24/16	vs Butler	L 66-76	2537
# 11/25/16	vs Santa Clara	w 76-66	3000
11/29/16	TENNESSEE STATE	w 83-59	8445
% 12/03/16	vs Minnesota	L 52-56	3250
12/06/16	HIGH POINT	w 90-63	8288
12/08/16	at Middle Tennessee	L 48-71	9606

^ = Veterans Classic presented by Northwestern Mutual, Annapolis, Md.

+ = Continental Tire Las Vegas Invitational, Nashville, Tenn.

= Continental Tire Las Vegas Invitational, Las Vegas, Nev.

% = Sanford Pentagon, Sioux Falls, S.D.

* = Conference game

Score by Periods	1st	2nd	Totals
Vanderbilt	367	346	713
Opponents	311	368	679



2016-17 Vanderbilt Basketball
Vanderbilt Team Game-by-Game (as of Dec 15, 2016)
All games



TEAM STATISTICS

Opponent	Date	Score		Total		3-Pointers		Free throws		Rebounds				pf	a	t/o	blk	stl	pts	avg
				fg-fga	pct	3fg-fga	pct	ft-fla	pct	off	def	tot	avg							
vs Marquette	11/11/16	71-95	L	23-58	.397	8-24	.333	17-26	.654	11	26	37	37.0	10	13	19	5	4	71	71.0
BELMONT	11/15/16	80-66	W	23-50	.460	9-18	.500	25-31	.806	7	34	41	39.0	15	13	14	4	2	80	75.5
NORFOLK STATE	11/18/16	75-52	W	21-56	.375	10-28	.357	23-28	.821	15	31	46	41.3	19	16	13	9	4	75	75.3
BUCKNELL	11/21/16	72-75	L	29-62	.468	7-18	.389	7-9	.778	9	18	27	37.8	16	15	8	2	4	72	74.5
vs Butler	11/24/16	66-76	L	22-52	.423	7-22	.318	15-19	.789	8	25	33	36.8	29	11	16	4	5	66	72.8
vs Santa Clara	11/25/16	76-66	W	24-48	.500	15-28	.536	13-17	.765	7	25	32	36.0	15	18	13	1	1	76	73.3
TENNESSEE STATE	11/29/16	83-59	W	25-46	.543	10-23	.435	23-30	.767	13	26	39	36.4	19	12	19	3	6	83	74.7
vs Minnesota	12/03/16	52-56	L	19-63	.302	8-25	.320	6-9	.667	14	32	46	37.6	13	12	12	4	4	52	71.9
HIGH POINT	12/06/16	90-63	W	29-50	.580	19-32	.594	13-15	.867	6	20	26	36.3	16	23	13	3	8	90	73.9
at Middle Tennessee	12/08/16	48-71	L	17-53	.321	5-19	.263	9-13	.692	5	28	33	36.0	10	9	13	2	3	48	71.3
Vanderbilt		713		232-538	.431	98-237	.414	151-197	.766	95	265	360	36.0	162	142	140	37	41	713	71.3
Opponents		679		242-566	.428	76-211	.360	119-175	.680	84	235	319	31.9	172	120	113	28	55	679	67.9

Games played: 10
Points/game: 71.3
FG Pct: 43.1
3FG Pct: 41.4
FT Pct: 76.6

Rebounds/game: 36.0
Assists/game: 14.2
Turnovers/game: 14.0
Assist/turnover ratio: 1.0
Steals/game: 4.1
Blocks/game: 3.7



2016-17 Vanderbilt Basketball
Vanderbilt Opponent Game-by-Game (as of Dec 15, 2016)
All games



OPPONENT STATISTICS

Opponent	Date	Score		Total		3-Pointers		Free throws		Rebounds				pf	a	t/o	blk	stl	pts	avg
				fg-fga	pct	3fg-fga	pct	ft-fla	pct	off	def	tot	avg							
vs Marquette	11/11/16	71-95	L	39-74	.527	13-31	.419	4-5	.800	10	29	39	39.0	23	22	12	4	13	95	95.0
BELMONT	11/15/16	80-66	W	24-68	.353	9-41	.220	9-13	.692	10	23	33	36.0	23	15	9	2	4	66	80.5
NORFOLK STATE	11/18/16	75-52	W	18-60	.300	2-11	.182	14-20	.700	13	23	36	36.0	21	2	12	1	3	52	71.0
BUCKNELL	11/21/16	72-75	L	27-53	.509	8-19	.421	13-17	.765	8	25	33	35.2	10	9	11	4	4	75	72.0
vs Butler	11/24/16	66-76	L	21-52	.404	9-25	.360	25-36	.694	12	24	36	35.4	17	14	12	1	6	76	72.8
vs Santa Clara	11/25/16	76-66	W	23-49	.469	6-21	.286	14-15	.933	1	20	21	33.0	20	8	9	1	0	66	71.7
TENNESSEE STATE	11/29/16	83-59	W	20-49	.408	7-15	.467	12-25	.480	9	11	20	31.1	20	8	14	3	3	59	69.9
vs Minnesota	12/03/16	52-56	L	23-59	.390	3-9	.333	7-15	.467	10	31	41	32.4	7	15	9	8	7	56	68.1
HIGH POINT	12/06/16	90-63	W	19-41	.463	12-15	.800	13-16	.813	4	17	21	31.1	17	12	19	1	5	63	67.6
at Middle Tennessee	12/08/16	48-71	L	28-61	.459	7-24	.292	8-13	.615	7	32	39	31.9	14	15	6	3	10	71	67.9
Opponents		679		242-566	.428	76-211	.360	119-175	.680	84	235	319	31.9	172	120	113	28	55	679	67.9
Vanderbilt		713		232-538	.431	98-237	.414	151-197	.766	95	265	360	36.0	162	142	140	37	41	713	71.3

Games played: 10
Points/game: 67.9
FG Pct: 42.8
3FG Pct: 36.0
FT Pct: 68.0

Rebounds/game: 31.9
Assists/game: 12.0
Turnovers/game: 11.3
Assist/turnover ratio: 1.1
Steals/game: 5.5
Blocks/game: 2.8



2016-17 Vanderbilt Basketball
Vanderbilt Points-Rebounds-Assists (as of Dec 15, 2016)
All games



Opponent	Date	Score		01 WILLIS,PAY	02 TOYE,JOE	03 KORNET,LUK	05 FISHER-DAV	11 ROBERSON,J	12 BAPTISTE,D	13 LACHANCE,R
vs Marquette	11/11/16	71-95	L	3-2-1	8-2-2	15-5-1	12-0-1	9-10-2	1-1-0	9-2-2
BELMONT	11/15/16	80-66	w	10-1-0	3-6-0	20-7-2	16-3-0	10-8-4	8-3-0	5-3-4
NORFOLK STATE	11/18/16	75-52	w	2-4-5	5-3-2	9-5-0	18-3-2	11-11-3	7-7-0	12-4-1
BUCKNELL	11/21/16	72-75	L	2-0-0	0-2-2	19-6-1	23-2-0	8-6-5	2-5-0	10-1-6
vs Butler	11/24/16	66-76	L	17-3-2	7-2-0	5-5-1	2-3-0	11-4-1	2-2-0	7-4-6
vs Santa Clara	11/25/16	76-66	w	5-4-8	3-0-1	18-6-0	14-2-2	12-4-1	4-0-0	17-4-6
TENNESSEE STATE	11/29/16	83-59	w	9-2-3	5-2-0	12-6-1	22-5-1	13-5-0	4-3-0	12-2-5
vs Minnesota	12/03/16	52-56	L	3-1-1	0-2-0	12-6-1	8-3-4	12-16-1	2-2-0	9-7-5
HIGH POINT	12/06/16	90-63	w	13-2-4	6-5-1	8-3-1	19-3-3	14-3-2	0-1-0	14-2-7
at Middle Tennessee	12/08/16	48-71	L	2-2-2	3-1-1	8-5-1	13-3-1	11-8-0	0-0-0	2-4-2

Opponent	Date	Score		15 BROWN,CLEV	20 MCGLOIN,PH	24 CRESSLER,N
vs Marquette	11/11/16	71-95	L	5-2-0	DNP	7-9-1
BELMONT	11/15/16	80-66	w	0-0-0	DNP	5-5-3
NORFOLK STATE	11/18/16	75-52	w	6-3-0	DNP	3-3-1
BUCKNELL	11/21/16	72-75	L	0-1-0	DNP	8-1-1
vs Butler	11/24/16	66-76	L	6-4-0	0-0-0	8-3-0
vs Santa Clara	11/25/16	76-66	w	0-3-0	DNP	3-3-0
TENNESSEE STATE	11/29/16	83-59	w	0-2-0	DNP	5-5-1
vs Minnesota	12/03/16	52-56	L	0-0-0	DNP	6-4-0
HIGH POINT	12/06/16	90-63	w	3-0-0	0-0-0	10-4-5
at Middle Tennessee	12/08/16	48-71	L	6-4-1	DNP	3-2-1