



VANDERBILT

BASKETBALL

Game 11/RV/#25 Vanderbilt (7-3) vs. #14/13 Purdue (11-1)

West Lafayette, Ind. - Mackey Center - 7 p.m. CT

TV: Big 10 Network

TV Talent: Kevin Kugler (pxp), Shon Morris (analyst)

Radio: Vanderbilt Radio Network from IMG College, vucommodores.com

Radio Talent: Joe Fisher (pxp), Tim Thompson (analyst)

Satellite Radio: Sirius 108, XM 202

Live Stats: vucommodores.com

Twitter Updates: @VandyMBB

Vanderbilt Athletic Communications

2601 Jess Neely Drive, Nashville, TN 37212

phone: 615-322-4121

www.vucommodores.com

VANDERBILT SCHEDULE/RESULTS

NOVEMBER

Date	VU	Opp	Opponent	Time/Result	TV/Rec.
Nov. 13	18/20	-	Austin Peay	W, 80-41	1-0
Nov. 16	18/20	-	Gardner-Webb	W, 98-62	2-0
Nov. 19	17/17	-	Stony Brook	W, 79-72	3-0
Nov. 23	19/16	-	St. John's	W, 92-55	4-0
Nov. 24	19/16	-	Wake Forest	W, 86-64	5-0
Nov. 25	19/16	5/7	Kansas	L, 63-70	5-1

2015 Maui Jim Maui Invitational

DECEMBER

Date	VU	Opp	Opponent	Time	TV/Rec.
Dec. 2	16/13	-	Detroit	W, 102-52	6-1
Dec. 6	16/13	25/23	Baylor	L, 67-69	6-2
Dec. 9	21/16	RV/RV	Dayton	L, 67-72	6-3
Dec. 19	RV/24	-	Wofford	W, 80-56	7-3
Dec. 22	RV/25	14/13	Purdue	7 p.m.	Big10N
Dec. 30	-	-	W. Michigan	8 p.m.	SECN

JANUARY

Date	VU	Opp	Opponent	Time	TV/Rec.
Jan. 2	-	-	LSU*	8 p.m.	ESPN2
Jan. 5	-	-	Arkansas*	8 p.m.	SECN
Jan. 9	-	-	S. Carolina*	2 p.m.	ESPNU
Jan. 12	-	-	Auburn*	8 p.m.	ESPNU
Jan. 16	-	-	Alabama*	5 p.m.	SECN
Jan. 20	-	-	Tennessee*	8 p.m.	SECN
Jan. 23	-	-	Kentucky*	TBA	ESPN/2
Jan. 26	-	-	Florida*	8 p.m.	ESPN/U
Jan. 30	-	-	Texas	TBA	ESPN/2

FEBRUARY

Date	VU	Opp	Opponent	Time	TV/Rec.
Feb. 4	-	-	Texas A&M*	6 p.m.	ESPN/2
Feb. 6	-	-	Ole Miss*	7 p.m.	ESPNU
Feb. 10	-	-	Missouri*	8 p.m.	SECN
Feb. 13	-	-	Auburn*	5 p.m.	ESPN/2
Feb. 16	-	-	Miss. St.*	8 p.m.	SECN
Feb. 20	-	-	Georgia*	11 a.m.	ESPN/2
Feb. 23	-	-	Florida*	6 p.m.	ESPN/U/SECN
Feb. 27	-	-	Kentucky*	3 p.m.	CBS

MARCH

Date	VU	Opp	Opponent	Time	TV/Rec.
Mar. 1	-	-	Tennessee*	6 p.m.	SECN
Mar. 5	-	-	Texas A&M*	TBA	ESPN/2

ALL TIMES CENTRAL

RANKINGS: AP/ESPN

*SEC GAME

SECN: SEC Network; SECN+: SEC Network Plus;

Big10N: Big 10 Network

GAME INFORMATION



2015-16 Record: 7-3

Head Coach: Kevin Stallings

Career Record: 443-272 (23)

VU Record: 320-209 (17)

2015-16 LEADERS

Points: Wade Baldwin IV (14.8)

Rebounds: Damian Jones (6.9)

Assists: Wade Baldwin IV (3.2)

Blocks: Luke Kornet (2.8)

SERIES INFORMATION

Series Record: Vanderbilt leads the series, 2-1.

Last Meeting: Vanderbilt win, 81-71, on 12/13/14

Record at Vanderbilt: 2-0

Record at Purdue: 0-1

Record at Neutral Site: NA

Coach Stallings vs. Purdue: Coach Stallings has a 1-1 record all-time against Purdue.



2015-16 Record: 11-1

Head Coach: Matt Painter

Career Record: 248-130 (12)

Purdue Record: 223-126 (11)

2015-16 LEADERS

Points: Isaac Haas (12.8)

Rebounds: Caleb Swanigan (9.3)

Assists: Vince Edwards (3.6)

Blocks: A.J. Hammons (2.5)

QUICK HITTERS

★ Vanderbilt defeated Wofford, 80-56, in their last time out on Saturday behind a season-high 21 point performance by junior center Damian Jones. Sophomore Jeff Roberson added 13 points, and sophomores Wade Baldwin IV and Matthew Fisher-Davis each added 10 points in the win. Fisher-Davis also grabbed a career-high 11 rebounds to register his first career double-double.

★ The Commodores shot 50% from the floor for the fourth time this season and connected on 58.8% of their attempts from three, which is a season-best.

★ This is last game of a home-and-home series between the two teams. Vanderbilt knocked off Purdue, 81-71, on December 13, 2014, behind a career-high 26 point effort from Riley LaChance. For the game, Vanderbilt shot 58.3% from the floor and 64.3% from beyond-the-arc.

★ The Commodores' last trip to Purdue came in the 1929-30 season - it is Purdue's only win in the series (43-22).

★ Two Commodores are averaging double figures on the season, with Baldwin leading the way with 14.8 ppg. Jones is also averaging 13.2 points per game.

★ Ten players have scored in double figures in a game this season - Baldwin, Luke Kornet, Jones, Jeff Roberson, Riley LaChance, Fisher-Davis, Nolan Cressler, Camron Justice, Josh Henderson, and Joe Toye.

★ Jones now has 987 points, which is 13 points shy of the 1,000-point barrier. Jones would be the 44th player in Vanderbilt history to eclipse 1,000 points.

★ Fisher-Davis leads the SEC in 3-Point Field Goal Percentage (.489) and has made 14 three's in his last four games.

★ Vanderbilt will be taking on their third ranked opponent this season and their second on the road. The Commodores lost to #5/7 Kansas in the finals of the Maui Jim Maui Invitational, 70-63, and dropped a 69-67 decision to Baylor in Waco on December 6. VU also hosted Dayton, who was receiving votes in both polls.

★ Vanderbilt has an overall record of 88-223 in games versus ranked opponents, and a 19-133 record in road games.

Vanderbilt's last win over a ranked opponent came on March 11, 2012, against number one Kentucky to win the SEC Tournament in New Orleans, and the Commodores have lost 10 consecutive games against ranked opponents. VU's last win on the road came against #13 Marquette on Dec. 29, 2011 (74-57).

★ For the season, Vanderbilt is shooting 48.6% from the floor and 41.4% from three, outrebounding opponents by a +4.4 margin, and have a +1.1 turnover margin.

★ Vanderbilt has 145 assists against only 108 turnovers for the season. Opponents have 120 turnovers and only 79 assists on the year.



★ The Commodores have 64 blocks on the year, an average of 6.4 per game, which is 10th in the nation. Opponents have only blocked a combined 19.

★ From the field, Vanderbilt has five players that are shooting 50% or better on the season - Baldwin (.527), Jones (.538), Roberson (.564), Justice (.500), and Toye (.571).




★ Head Coach Kevin Stallings, the school's all-time winningest coach, is in his 17th season with the Commodores and 23rd overall as a head coach, and is now the dean of SEC coaches. Stallings has 320 career wins at Vanderbilt and 443 overall as a head coach. He has eight 20-win seasons in the last 12 seasons, with 11 total postseason appearances, six NCAA tournaments, and two Sweet 16's (2004 and 2007). He is also one of five SEC coaches to win 300 or more games at one institution, joining Kentucky's Adolph Rupp, Florida's Billy Donovan, and LSU's Dale Brown and Harry Rabenhorst, and is now in 6th place all-time on the SEC wins list.

★ The Commodores have three players at seven feet or higher in their front court - Josh Henderson (7'0), Damian Jones (7'0), and Luke Kornet (7'1). LSU has two seven footers, and the rest of the league has one or fewer.



0		CAMRON JUSTICE G ★ 6-3 ★ 180 ★ Fr. ★ Hindman, Ky. <table><tr><th>PPG</th><th>RPG</th><th>APG</th><th>SPG</th><th>BPG</th><th>MPG</th></tr><tr><td>5.8</td><td>1.8</td><td>0.5</td><td>0.8</td><td>0.0</td><td>16.8</td></tr></table>	PPG	RPG	APG	SPG	BPG	MPG	5.8	1.8	0.5	0.8	0.0	16.8	NOTES: Scored career-high 11 pts vs. SJU...Finished high school career as third-leading scorer (3,588 points) in history of Kentucky High School basketball...As a senior in 2015, he was named the Gatorade Player of the Year and Mr. Basketball for the state of Kentucky.	CAREER HIGHS Pts. - 11, vs. SJU (11/23/15) Rebs. - 3, 2x, last vs. Kansas (11/25/15) Ast. - 2, vs. SJU (11/23/15) Min. - 23, vs. Wake Forest (11/24/15)
PPG	RPG	APG	SPG	BPG	MPG											
5.8	1.8	0.5	0.8	0.0	16.8											
2		JOE TOYE G/F ★ 6-7 ★ 201 ★ Fr. ★ Chicago, Ill. <table><tr><th>PPG</th><th>RPG</th><th>APG</th><th>SPG</th><th>BPG</th><th>MPG</th></tr><tr><td>5.6</td><td>1.9</td><td>0.3</td><td>0.3</td><td>0.1</td><td>9.9</td></tr></table>	PPG	RPG	APG	SPG	BPG	MPG	5.6	1.9	0.3	0.3	0.1	9.9	NOTES: Posted a career-high 10 points vs. Detroit and tied career-high with 4 rebs. ... Attended Whitney Young High School in Chicago, where he was named as First-Team All-City...Averaged 18.0 points, 7.0 rebounds, 2.0 assists, 2.0 steals, and 1.5 blocks as a senior.	CAREER HIGHS Pts. - 10, vs. Detroit (12/2/15) Rebs. - 4, 2x, last vs. Detroit (12/2/15) Ast. - 1, vs. WFU (11/24/15) Min. - 16, vs. Wofford (12/19/15)
PPG	RPG	APG	SPG	BPG	MPG											
5.6	1.9	0.3	0.3	0.1	9.9											
3		LUKE KORNET F ★ 7-1 ★ 240 ★ Jr. ★ Lantana, Texas <table><tr><th>PPG</th><th>RPG</th><th>APG</th><th>SPG</th><th>BPG</th><th>MPG</th></tr><tr><td>9.5</td><td>6.5</td><td>1.3</td><td>0.4</td><td>2.8</td><td>20.9</td></tr></table>	PPG	RPG	APG	SPG	BPG	MPG	9.5	6.5	1.3	0.4	2.8	20.9	NOTES: 7'1 forward/center who leads SEC in blocks with 2.8 per game and is tied for 14th nationally... Grabbed 11 rebounds and had career-high 5 blocks vs. Detroit...Son of Frank Kornet, a former VU basketball standout of his own from 1986-89.	CAREER HIGHS Pts. - 24, vs. Tenn. St. (11/23/14) Rebs. - 13, vs. APSU (11/13/15) Ast. - 4, 2x, last vs. S.C. (2/7/15) Min. - 37, vs. Stony Brook (11/19/15)
PPG	RPG	APG	SPG	BPG	MPG											
9.5	6.5	1.3	0.4	2.8	20.9											
4		WAIDE BALDWIN IV G ★ 6-3 ★ 194 ★ So. ★ Belle Mead, N.J. <table><tr><th>PPG</th><th>RPG</th><th>APG</th><th>SPG</th><th>BPG</th><th>MPG</th></tr><tr><td>14.8</td><td>3.3</td><td>3.2</td><td>1.4</td><td>0.1</td><td>26.9</td></tr></table>	PPG	RPG	APG	SPG	BPG	MPG	14.8	3.3	3.2	1.4	0.1	26.9	NOTES: Named to SEC All-Freshman last year...Scored in double figures in six consecutive games, including a 10 pt game vs. Wofford...Leads team in scoring...One of two freshman guards last season (D'Angelo Russell) that averaged 9 pts, 4 rebs., 4 assists.	CAREER HIGHS Pts. - 21, vs. Stony Brook (11/19/15) Rebs. - 10, vs. S. Dakota St. (3/20/15) Ast. - 10, vs. Tenn. St. (11/23/14) Min. - 44, vs. Tenn. (2/11/15)
PPG	RPG	APG	SPG	BPG	MPG											
14.8	3.3	3.2	1.4	0.1	26.9											
5		MATTHEW FISHER-DAVIS G ★ 6-5 ★ 185 ★ So. ★ Charlotte, N.C. <table><tr><th>PPG</th><th>RPG</th><th>APG</th><th>SPG</th><th>BPG</th><th>MPG</th></tr><tr><td>8.5</td><td>4.2</td><td>1.3</td><td>0.7</td><td>0.5</td><td>24.1</td></tr></table>	PPG	RPG	APG	SPG	BPG	MPG	8.5	4.2	1.3	0.7	0.5	24.1	NOTES: Had first career double double vs. Wofford (10 pts and career-high 11 rebs)...Scored season-high 12 pts and grabbed 5 rebounds vs. Detroit...Made 10 3's in last 3 games...Leads SEC in 3-Point FG percentage (.489)...Made 13 3's in last four games.	CAREER HIGHS Pts. - 18, at Stanford (3/24/15) Rebs. - 11, vs. Wofford (12/19/15) Ast. - 5, at Ole Miss (3/7/15) Min. - 35, vs. Yale (1/3/15)
PPG	RPG	APG	SPG	BPG	MPG											
8.5	4.2	1.3	0.7	0.5	24.1											
10		NATHAN WATKINS G ★ 6-5 ★ 186 ★ Sr. ★ Brentwood, Tenn. <table><tr><th>PPG</th><th>RPG</th><th>APG</th><th>SPG</th><th>BPG</th><th>MPG</th></tr><tr><td>0.0</td><td>0.7</td><td>0.0</td><td>0.0</td><td>0.0</td><td>3.0</td></tr></table>	PPG	RPG	APG	SPG	BPG	MPG	0.0	0.7	0.0	0.0	0.0	3.0	NOTES: Walk-on guard from Brentwood, Tenn., who played at Ensworth School in Nashville...Played in 6 games this season...Played 16 huge minutes at Auburn in '14, scored 7 pts and had 3 rebs...Had career bests in pts, rebs, min., FG's made, 3 FG's made vs. Tigers.	CAREER HIGHS Pts. - 7, at Auburn (2/22/14) Rebs. - 4, vs. Miss. St. (3/12/14) Ast. - Min. - 16, at Auburn (2/22/14)
PPG	RPG	APG	SPG	BPG	MPG											
0.0	0.7	0.0	0.0	0.0	3.0											
11		JEFF ROBERSON F ★ 6-6 ★ 220 ★ So. ★ Houston, Texas <table><tr><th>PPG</th><th>RPG</th><th>APG</th><th>SPG</th><th>BPG</th><th>MPG</th></tr><tr><td>7.7</td><td>5.3</td><td>0.6</td><td>0.6</td><td>0.4</td><td>21.0</td></tr></table>	PPG	RPG	APG	SPG	BPG	MPG	7.7	5.3	0.6	0.6	0.4	21.0	NOTES: Posted 13 pts and 7 rebs. vs. Wofford...Had 1st career double-double with 11 pts and 13 rebs. vs. SJU...Scored career-best 18 points vs. Gardner-Webb, tied career-high with 8 rebs...Left The Kinkaid School as school's all-time leading scorer with 1,743 points.	CAREER HIGHS Pts. - 18, vs. G. Webb (11/16/15) Rebs. - 13, vs. St. John's (11/23/15) Ast. - 4, at Georgia (1/27/15) Min. - 35, vs. LaSalle (11/29/14)
PPG	RPG	APG	SPG	BPG	MPG											
7.7	5.3	0.6	0.6	0.4	21.0											
12		DJERY BAPTISTE C ★ 6-10 ★ 235 ★ Fr. ★ Gonaives, Haiti <table><tr><th>PPG</th><th>RPG</th><th>APG</th><th>SPG</th><th>BPG</th><th>MPG</th></tr><tr><td>-</td><td>-</td><td>-</td><td>-</td><td>-</td><td>-</td></tr></table>	PPG	RPG	APG	SPG	BPG	MPG	-	-	-	-	-	-	NOTES: Averaged 10 points, 10 rebounds, three blocks, two assists, and one steal in his senior season at Prestonwood Christian Academy in Texas... One of the most physically impressive prospects in the 2015 class... Speaks four languages.	CAREER HIGHS Pts. - Rebs. - Ast. - Min. -
PPG	RPG	APG	SPG	BPG	MPG											
-	-	-	-	-	-											
13		RILEY LACHANCE G ★ 6-2 ★ 182 ★ So. ★ Brookfield, Wis. <table><tr><th>PPG</th><th>RPG</th><th>APG</th><th>SPG</th><th>BPG</th><th>MPG</th></tr><tr><td>9.0</td><td>2.0</td><td>3.1</td><td>0.6</td><td>0.1</td><td>28.6</td></tr></table>	PPG	RPG	APG	SPG	BPG	MPG	9.0	2.0	3.1	0.6	0.1	28.6	NOTES: Preseason 2nd-Team All-SEC by coaches...SEC's leading freshmen scorer in 2014-15...Scored in double figures in 28 games career games...Tied a career-high with 26 pts in win over Purdue last season...Finished third on VU's single-season freshman scoring list with 429 points.	CAREER HIGHS Pts. - 26, 2x, last vs. W. Carolina (12/16/14) Rebs. - 9, vs. Missouri (2/21/15) Ast. - 8, at Ole Miss (3/7/15) Min. - 42, 2x, last vs. Tenn. (2/11/15)
PPG	RPG	APG	SPG	BPG	MPG											
9.0	2.0	3.1	0.6	0.1	28.6											
14		CARTER JOSEPHS G ★ 6-0 ★ 180 ★ Sr. ★ San Antonio, Texas <table><tr><th>PPG</th><th>RPG</th><th>APG</th><th>SPG</th><th>BPG</th><th>MPG</th></tr><tr><td>0.3</td><td>0.5</td><td>1.7</td><td>0.3</td><td>0.0</td><td>7.0</td></tr></table>	PPG	RPG	APG	SPG	BPG	MPG	0.3	0.5	1.7	0.3	0.0	7.0	NOTES: Scored first points of season vs. Detroit, also had three assists...Played in six games this season...Had four assists in eight minutes played against Wofford... Dished out 9 assists, had 1 steal, no turnovers in 16 min. at Auburn in '14.	CAREER HIGHS Pts. - 2, at Miss. State (2/23/13) Rebs. - 3, vs. Florida (2/25/14) Ast. - 9, at Auburn (2/22/14) Min. - 21, at Ole Miss (3/8/14)
PPG	RPG	APG	SPG	BPG	MPG											
0.3	0.5	1.7	0.3	0.0	7.0											
20		PHILLIP MCGLOIN G ★ 6-1 ★ 183 ★ So. ★ Washington, D.C. <table><tr><th>PPG</th><th>RPG</th><th>APG</th><th>SPG</th><th>BPG</th><th>MPG</th></tr><tr><td>1.8</td><td>0.5</td><td>0.0</td><td>0.0</td><td>0.0</td><td>2.2</td></tr></table>	PPG	RPG	APG	SPG	BPG	MPG	1.8	0.5	0.0	0.0	0.0	2.2	NOTES: Scored first points of his career on made three vs. Gardner-Webb...Made 2nd three of season vs. Wofford...Played in six games this season...Averaged 0.6 rebounds and 0.2 assists per game last year...First-year SEC Academic Honor Roll member in 2014-15.	CAREER HIGHS Pts. - 3, 2x, last vs. Wofford (12/19/15) Rebs. - 2, 2x, last vs. Wake (11/24/15) Ast. - 1, vs. Missouri (2/21/15) Min. - 5, vs. Detroit (12/2/15)
PPG	RPG	APG	SPG	BPG	MPG											
1.8	0.5	0.0	0.0	0.0	2.2											
21		SAMIR SEHIC F ★ 6-9 ★ 247 ★ Fr. ★ Atlanta, Ga. <table><tr><th>PPG</th><th>RPG</th><th>APG</th><th>SPG</th><th>BPG</th><th>MPG</th></tr><tr><td>1.3</td><td>2.1</td><td>0.1</td><td>0.0</td><td>0.0</td><td>7.6</td></tr></table>	PPG	RPG	APG	SPG	BPG	MPG	1.3	2.1	0.1	0.0	0.0	7.6	NOTES: Made first three of his career vs. St. John's... Played in eight games this year...Averaged 20 points, 14 rebounds, two assists, one block and one steal for Cy Woods High School in Texas...Holds Cy Woods record for points, rebounds, and games played.	CAREER HIGHS Pts. - 3, vs. St. John's (11/23/15) Rebs. - 7, vs. APSU (11/13/15) Ast. - 1, vs. Wofford (12/19/15) Min. - 15, vs. APSU (11/13/15)
PPG	RPG	APG	SPG	BPG	MPG											
1.3	2.1	0.1	0.0	0.0	7.6											



24		NOLAN CRESSLER G ★ 6-4 ★ 210 ★ Jr. ★ Pittsburgh, Pa. <table><tr><th>PPG</th><th>RPG</th><th>APG</th><th>SPG</th><th>BPG</th><th>MPG</th></tr><tr><td>6.0</td><td>3.0</td><td>1.3</td><td>0.0</td><td>0.1</td><td>17.9</td></tr></table>	PPG	RPG	APG	SPG	BPG	MPG	6.0	3.0	1.3	0.0	0.1	17.9	NOTES: Scored Vanderbilt-high 14 points in win over Detroit...Transferred to VU from Cornell in spring of '14... Averaged 16.8 points, 4.2 rebounds, and 1.6 assists in his sophomore season with Cornell... Made two starts this season.	CAREER HIGHS Pts. - 34, vs. Brown (2/22/14) Rebs. - 9, 2x, last at Notre Dame (12/1/13) Ast. - 4, 3x, last vs. G. Webb (11/16/15) Min. - 37, 4x, last vs. Brown (2/22/14)
PPG	RPG	APG	SPG	BPG	MPG											
6.0	3.0	1.3	0.0	0.1	17.9											
30		DAMIAN JONES C ★ 7-0 ★ 245 ★ Jr. ★ Baton Rouge, La. <table><tr><th>PPG</th><th>RPG</th><th>APG</th><th>SPG</th><th>BPG</th><th>MPG</th></tr><tr><td>13.2</td><td>6.9</td><td>1.9</td><td>0.4</td><td>2.1</td><td>25.1</td></tr></table>	PPG	RPG	APG	SPG	BPG	MPG	13.2	6.9	1.9	0.4	2.1	25.1	NOTES: Scored season-high 21 points vs. Wofford... Has 9 double doubles in his career...First-team All-SEC selection...Tallied 10+ points in 55 career games... Second on VU soph. single season scoring list with 506 points...Has 987 career points.	CAREER HIGHS Pts. - 24, vs. Trevecca (11/16/14) Rebs. - 15, vs. Tenn. (3/12/15) Ast. - 6, at Baylor (12/6/15) Min. - 41, vs. TAMU (2/15/14)
PPG	RPG	APG	SPG	BPG	MPG											
13.2	6.9	1.9	0.4	2.1	25.1											
40		JOSH HENDERSON C ★ 7-0 ★ 237 ★ GS ★ Roanoke, Va. <table><tr><th>PPG</th><th>RPG</th><th>APG</th><th>SPG</th><th>BPG</th><th>MPG</th></tr><tr><td>5.1</td><td>2.8</td><td>0.6</td><td>0.1</td><td>0.8</td><td>12.9</td></tr></table>	PPG	RPG	APG	SPG	BPG	MPG	5.1	2.8	0.6	0.1	0.8	12.9	NOTES: Granted sixth year by NCAA in summer of 2015...Scored 11 points in win over Detroit...Tied for team high with 12 points at Ga. Tech in 2014, a season-best; was 5-5 from floor vs. GT...Graduated with a degree in Economics in May of 2014.	CAREER HIGHS Pts. - 13, 3x, last at UK (2/20) Rebs. - 7, 3x, last vs. Austin Peay (11/13/15) Ast. - 4, vs. Bucknell (11/15/11) Min. - 32, 2x, last at Aub (3/2/13)
PPG	RPG	APG	SPG	BPG	MPG											
5.1	2.8	0.6	0.1	0.8	12.9											

SEC LEADERS	As of December 21, The Commodores lead the SEC in scoring margin (+19.7), field goal percentage (.486), field goal percentage defense (.356), and second in scoring defense (61.3), three's made (8.7), and blocks (6.4). Luke Kornet leads the league in blocks (2.8) and Matthew Fisher-Davis leads the SEC in three-point FG% (.489).
STALLINGS FACING ALMA MATER	Vanderbilt coach Kevin Stallings played three seasons at Purdue under Coach Keady (1980-82) and helped lead the Boilermakers to the NCAA Final Four in 1980. He was also an assistant at Purdue under Keady from 1983-1988. Stallings is 1-1 against Purdue - Vanderbilt won 81-71 last season at Memorial Gym, and his only time facing Purdue at Mackey Arena was when he was the head coach at Illinois State. His Redbird team lost 69-55 at Purdue on December 8, 1998.
JONES ON WATCH LISTS	Damian Jones has been named to numerous preseason watch lists, including the Wooden Award, given to the nation's top player, the Lute Olson Award, presented to the nation's top Division I player who has played at least two seasons, and the Kareem Abdul-Jabbar Award, given to the nation's top center. Damian Jones was the team's leading scorer and rebounder in 2014-15, averaging 14.5 points and 6.5 rebounds per contest. He scored 20+ points in eight games as a sophomore and finished first in the SEC in field goal percentage, 3rd in blocks (2.0), and 10th in scoring. Jones was named an All-SEC First-Team selection in 2015 and a preseason first-team member by the league's coaches and media prior to this season.
CENTER U	Vanderbilt has turned into Center University in the last eight seasons, with a center posting double digits in all but one of those seasons. Here's a look at the totals from centers since the 2007-08 season. 2007-08 - A.J. Ogilvy - 17.0 ppg 2011-12 - Festus Ezeli - 10.1 ppg 2008-09 - A.J. Ogilvy - 15.4 ppg 2013-14 - Damian Jones - 11.3 ppg 2009-10 - A.J. Ogilvy - 13.4 ppg 2014-15 - Damian Jones - 14.5 ppg 2010-11 - Festus Ezeli - 13.0 ppg 2015-16 - Damian Jones - 13.2 ppg
BLOCK PARTY	The 2014-15 team blocked 186 shots, or 5.3 per game, on the season, which set a new Vanderbilt season record, surpassing the 2008-09 team, which blocked 174 shots that year. The Commodores' 186 blocks ranked 15th nationally for the season. So far in 2015-16, Vanderbilt is ahead of last year's pace, blocking an average of 6.5 shots per contest and are 10th nationally in the category.
ASSIST NUMBERS	Vanderbilt had 541 assists on the season in 2014-15, which tied the seventh-best season in Commodore history for assists. Wade Baldwin had 155 assists to lead all Commodore players for the year. This season, Vanderbilt has 145 assists against only 108 turnovers, with Baldwin once again leading the team in assists with 32 on the season.
941	Vanderbilt has made a 3-pointer in 941 consecutive games, a streak which began at the inception of the 3-point line in 1986-87. The Commodores rank second only to UNLV for the longest streak in Division I basketball. Vanderbilt, UNLV and Princeton are the only three schools in college basketball to have made at least one 3-pointer in every game played since the 3-point line was implemented.
3's	The Commodores finished the 2014-15 season with four different players shooting 40% or better from three (at least 10 made threes), only the third time since the three-point line came into existence in 1986-87 that a Vanderbilt team has accomplished that. So far this season, Vanderbilt has five at over 40% (Baldwin, LaChance, Fisher-Davis, Roberson, and Justice). In 1987-88, five Commodores - Barry Goheen, Barry Booker, Charles Mayes, Scott Draud, and Derrick Wilcox shot above 40%, the most in program history.
2016 SIGNEES	The Commodores signed two players in the early signing period, 6'8 forward Clevon Brown from San Antonio, Texas, and Payton Willis, a 6'4 guard from Fayetteville, Ark. Brown, who attended Churchill High School, is ranked as the 9th-best player in the state of Texas by Texas Hoops, and the 126th-ranked player nationally by Rivals.com. attends Fayetteville High School in Fayetteville, Arkansas, averaged 15.9 points, 3.6 rebounds, 3.5 assists, and 1.5 steals per game while also shooting 44.7% from three in his junior season and was honored as an all-conference and all-state selection as a sophomore and junior.



HEAD COACH KEVIN STALLINGS



THE STALLINGS FILE

Born: October 1, 1960

High School: Collinsville (Ill.) '78

College: Bachelor's Degree in
Business Management and Marketing,
Purdue, '82, Master's Degree in
Counseling, Purdue, '85

Family: Wife, Lisa, three children,
Jacob (23), Alexa (19), Jordyn (13)

WINNINGEST COACHES AT VANDERBILT

Coach	Yrs	Record	Pct
1. Kevin Stallings (1999-)	17	320-209	.605
2. Roy Skinner (1959, 1962-76)	16	278-135	.673
3. Bob Polk (1948-58, 1960-61)	13	197-106	.650
4. C.M. Newton (1982-89)	8	129-115	.529
5. Jan van Breda Kolff (1994-99)	6	104-81	.562
6. Josh Cody (1924-27, 1932-36)	9	98-100	.495
7. Eddie Fogler (1990-93)	4	81-48	.628

WINNINGEST COACHES AT MEMORIAL GYM

Coach	Yrs	Record
1. Kevin Stallings (2000-)	17	217-64
2. Roy Skinner (1959, 1962-76)	16	181-41
3. Bob Polk (1948-58, 1960-61)	8	96-15
4. C.M. Newton (1982-89)	8	91-37
5. Jan van Breda Kolff (1994-99)	6	75-20
6. Eddie Fogler (1990-93)	4	54-12

STALLINGS THROUGH THE YEARS

Year	School	Position	W-L	Conf.	Postseason
2016	Vanderbilt	Head Coach	6-3	-	-
2015	Vanderbilt	Head Coach	21-14	9-9	NIT Quarterfinals
2014	Vanderbilt	Head Coach	15-16	7-11	-
2013	Vanderbilt	Head Coach	16-17	8-10	-
2012	Vanderbilt	Head Coach	25-11	10-6#	NCAA Third Round
2011	Vanderbilt	Head Coach	23-11	9-7	NCAA Second Round
2010	Vanderbilt	Head Coach	24-9	12-4	NCAA First Round
2009	Vanderbilt	Head Coach	19-11	8-8	-
2008	Vanderbilt	Head Coach	26-8	10-6	NCAA First Round
2007	Vanderbilt	Head Coach	22-12	10-6	NCAA Regional Semifinals
2006	Vanderbilt	Head Coach	17-13	7-9	NIT First Round
2005	Vanderbilt	Head Coach	20-14	8-8	NIT Quarterfinals
2004	Vanderbilt	Head Coach	23-10	8-8	NCAA Regional Semifinals
2003	Vanderbilt	Head Coach	11-18	3-13	—
2002	Vanderbilt	Head Coach	17-15	6-10	NIT First Round^
2001	Vanderbilt	Head Coach	15-15	4-12	—
2000	Vanderbilt	Head Coach	19-11	8-8	NIT First Round
1999	Illinois State	Head Coach	16-15	7-11	—
1998	Illinois State	Head Coach	25-6	16-2●#	NCAA Second Round
1997	Illinois State	Head Coach	24-6	14-4●#	NCAA First Round
1996	Illinois State	Head Coach	22-12	13-5	NIT Quarterfinals
1995	Illinois State	Head Coach	20-13	13-5	NIT Second Round
1994	Illinois State	Head Coach	16-11	12-6	—
1993	Kansas	Assistant	29-7	11-3●	NCAA Final Four
1992	Kansas	Assistant	27-5	11-3●#	NCAA Second Round
1991	Kansas	Assistant	27-8	10-4●	NCAA Final Four*
1990	Kansas	Assistant	30-5	11-3	NCAA Second Round
1989	Kansas	Assistant	19-12	6-8	—
1988	Purdue	Assistant	29-4	16-2●	NCAA Sweet 16
1987	Purdue	Assistant	25-5	15-3●	NCAA Second Round
1986	Purdue	Assistant	22-10	11-7	NCAA First Round
1985	Purdue	Assistant	20-9	12-6	NCAA First Round
1984	Purdue	Assistant	22-7	15-3●	NCAA First Round
1983	Purdue	Assistant	21-9	11-7	NCAA Second Round
1982	Purdue	Player	18-14	11-7	NIT Final Four
1981	Purdue	Player	21-11	10-8	NIT Final Four
1980	Purdue	Player	27-8	11-7#	NCAA Final Four*
1979	Belleville J.C.	Player	28-9	—	NJCAA Tournament
Totals at Vanderbilt (Head Coach)			320-209	127-135	
Totals at Illinois State (Head Coach)			123-63	75-33	
Head Coach Totals			443-272	202-167	
Totals at Kansas (Assistant Coach)			132-37	49-21	
Totals at Purdue (Assistant Coach)			139-44		
Totals at Purdue (playing)			66-33		

● Regular season conference champions; # Conference tournament champions; * Lost in National Championship game; ^ Included an Opening Round play-in game that Vanderbilt won over Houston.

26	In 33 seasons, his teams have made 26 tournament appearances, including 19 NCAA berths and three Final Fours.
25	20-Win Seasons in his career and 12 conference championships.
8	20-Win Seasons in last 12 seasons and total number of 20-win seasons at Vanderbilt, the most of any Commodore coach.
320	Number of victories at Vanderbilt. Now winningest all-time Vanderbilt coach, surpassed legendary VU mentor Roy Skinner vs. Lipscomb on November 15, 2013.
443	Total victories as a head coach.
3	SEC Players of the Year in his 15-year tenure - Dan Langhi (2000), Derrick Byars (2007), Shan Foster (2008).
34	All-SEC Performers during his time at Vanderbilt.
3	Consecutive trips to the NCAA Tournament (2010, 2011, 2012), the first time Vanderbilt has accomplished the feat.
6	NCAA Tournaments in the last nine seasons.
2	Sweet 16 appearances as Commodore mentor (2004, 2007).
45	At Vanderbilt, all 45 of his seniors either have earned or are currently working toward their college degree.
61	The Commodores won their first SEC Tournament crown in 61 years after defeating #1 Kentucky in final in 2012.
3	Only three losing seasons as a player or coach in 33 years.



STAT COMPARISON

	VU	PURDUE
	All	All
Record	7-3	11-1
Scoring Offense	81.4	82.1
Scoring Defense	61.3	58.9
Scoring Margin	+20.1	+23.2
FG%	.486	.479
FG% Defense	.356	.339
3FG%	.414	.369
3FG% Defense	.305	.273
Free Throw %	.709	.741
Rebounding	40.3	44.9
Rebounding Margin	+4.4	+12.4
Turnovers/game	10.8	12.8
Opponent Turnovers	12.0	11.3
Steals	4.9	5.1
Blocks	6.4	6.6

ABOUT PURDUE

Location	West Lafayette, Ind.
Founded	1869
Conference	Big Ten
Enrollment	38,770
Nickname	Boilermakers
Colors	Old Gold & Black
Home Arena	Mackey Arena (14,846)
President	Mitchell E. Daniels
Athletics Director	Morgan J. Burke
Basketball Staff	
Head Coach	Matt Painter
Record Overall	248-130 (12)
Purdue Record	223-126 (11)
Assistant Coaches	Jack Owens, Greg Gary Brandon Brantley

- Purdue enters the game with an 11-1 record and a perfect 8-0 record at Mackey Arena.
- Isaac Haas leads four Purdue players in double figures with 12.8 points per game. A.J. Hammons (12.5), Caleb Swanigan (11.2), and Rapheal Davis (10.4) also average double figures.
- The Boilermakers feature one of the tallest front lines in college basketball with three players at 6'10 or taller. Caleb Swanigan, a talented freshman forward, checks in at 6'9.
- Prior to their loss to Butler in Indianapolis, Purdue had won their first 11 games by double-digits.

VU QUICK FACTS

Location	Nashville, Tenn.
Founded	1873
Conference	Southeastern
Enrollment	6,738
Nickname	Commodores
Colors	Black and Gold
Home Arena	Memorial Gymnasium (14,316)
Chancellor	Nicholas Zeppos
Vice Chancellor	David Williams II
Faculty Rep.	Dr. Susan Wente

Athletic Communications

Men's Basketball SID	Andy Boggs
Media Relations Address	2601 Jess Neely Dr. Nashville, TN 37212 (615) 343-1847
Office Phone	(615) 343-1847
Office Fax	(615) 343-7064
E-Mail	Andy.Boggs@Vanderbilt.edu

INS AND OUTS

Career Games Played

Player	Games	Starts	Cons. Starts
Josh Henderson	83	26	0
Damian Jones	76	72	12
Luke Kornet	73	23	0
Nolan Cressler	69	42	0
Carter Josephs	45	1	0
Wade Baldwin IV	45	32	7
Riley LaChance	45	45	45
Matthew Fisher-Davis	44	20	3
Jeff Roberson	42	27	2
Nathan Watkins	32	0	0
Philip McGloin	11	0	0
Joe Toye	8	0	0
Camron Justice	7	0	0
Samir Sehic	7	0	0

Double-Digit Scoring Games

Player	Career (Record)	'15-16	Cons.
Damian Jones	56 (32-24)	8 (6-2)	2 (1-1)
Riley LaChance	28 (20-8)	4 (3-1)	-
Luke Kornet	25 (17-8)	4 (3-1)	-
Wade Baldwin IV	24 (18-6)	8 (5-3)	6 (3-3)
Matthew Fisher-Davis	15 (10-5)	5 (3-2)	4 (2-2)
Josh Henderson	13 (8-5)	1 (1-0)	-
Jeff Roberson	6 (5-1)	4 (4-0)	1 (1-0)
Nolan Cressler	39	2 (2-0)	-
Joe Toye	1 (1-0)	1 (1-0)	-
Camron Justice	1 (1-0)	1 (1-0)	-

Double-Digit Rebounding Games

Player	Career	'15-16	Cons.
Damian Jones	7 (3-4)	2 (1-1)	-
Luke Kornet	4 (4-0)	2 (2-0)	-
Wade Baldwin IV	1 (1-0)	-	-
Jeff Roberson	1 (1-0)	1 (1-0)	-
Matthew Fisher-Davis	1 (1-0)	1 (1-0)	1 (1-0)

Double-Digit Assist Games

Player	Career	'15-16	Cons.
Wade Baldwin IV	1 (1-0)	-	-

Double-Doubles

Player	Career	'15-16	Cons.
Damian Jones	9 (3-6)	2 (1-1)	-
Luke Kornet	2 (2-0)	1 (1-0)	-
Jeff Roberson	1 (1-0)	1 (1-0)	-
Matthew Fisher-Davis	1 (1-0)	1 (1-0)	1 (1-0)

SEC PRESEASON POLL

Preseason Media Poll, Pts

- Kentucky, 406
- Vanderbilt, 357**
- Texas A&M, 344
- LSU, 333
- Georgia, 266
- Florida, 258
- South Carolina, 204
- Mississippi State, 203
- Ole Miss, 184
- Auburn, 168
- Arkansas, 118
- Tennessee, 86
- Alabama, 85
- Missouri, 33

First Team All-SEC

Danuel House - Texas A&M, G, 6-7, 212, Sr., Fresno, Texas
Damian Jones - Vanderbilt, C, 7-0, 245, Jr., Baton Rouge, La.
 Skai Labissiere - Kentucky, F, 6-11, 225, Fr., Port-au-Prince, Haiti
 Stefan Moody - Ole Miss, G, 5-10, 179, Sr., Kissimmee, Fla.
 Ben Simmons - LSU, F, 6-10, 225, Fr., Melbourne, Australia
 Tyler Ulis - Kentucky, G, 5-9, 160, So., Lima, Ohio

Second Team All-SEC

Dorian Finney-Smith - Florida, F, 6-8, 220, Sr., Portsmouth, Va.
 Malik Newman - Mississippi State, G, 6-3, 178, Fr., Jackson, Miss.
 Charles Mann - Georgia, G, 6-5, 215, Sr., Alpharetta, Ga.
 Alex Poythress - Kentucky, F, 6-8, 230, Sr., Clarksville, Tenn.
 Tim Quarterman - LSU, G, 6-6, 190, Jr., Savannah, Ga.
 Alex Caruso - Texas A&M, G, 6-5, 186, Sr., College Station, Texas

SEC Player of the Year: Ben Simmons, LSU

2015-16 TRENDS

Winning Opening Tip	5-2
Losing Opening Tip	2-1
VU Scores First	5-1
Opponent Scores First	2-2
Leading at Halftime	6-2
Trailing at Halftime	1-1
Tied at Halftime	0-0
Leading with Five Minutes Remaining	6-0
Trailing with Five Minutes Remaining	1-2
Tied with Five Minutes Remaining	0-0
Leading with Two Minutes Remaining	6-0
Trailing with Two Minutes Remaining	0-2
Tied with Two Minutes Remaining	1-1
Overtime	1-0
Games Decided by Three Points or Less	0-1
Games Decided by 4-10 Points	1-2
Games Decided by 11-20 Points	0-0
Games Decided by 21-plus Points	6-0
VU Shoots 50% or Better	4-0
VU Shoots 40% or Better	7-3
VU Shoots Lower Than 40%	0-0
Opponent Shoots 50% or Better	0-0
Opponent Shoots 40% or Better	3-3
Opponent Shoots Lower Than 40%	4-0
VU Outshoots Opponent	6-1
VU Outshot by Opponent	1-2
Shoot Same Percentage	0-0
VU Scores 70 Points or More	7-0
VU Scores Less Than 70 Points	0-3
VU Scores 80 Points or More	4-0
VU Scores 90 Points or More	3-0
Opponent Scores 70 Points or More	1-2
Opponent Scores Less Than 70 Points	6-1
Opponent Scores 80 Points or More	0-0
Opponent Scores 90 Points or More	0-0
Makes More 3-Pointers Than Opponent	7-2
Makes Fewer 3-Pointers Than Opponent	0-1
3-Pointers are Equal	0-0
Outrebounds Opponent	6-0
Outrebounded by Opponent	1-3
Rebounds are Equal	0-0
Playing on National TV	3-3
Playing on Regional TV	0-0
Online Only	4-0
Playing on Weekday	6-2
Playing on Weekend	1-1
Game Tips Before 6 p.m. CT (afternoons)	1-0
Game Tips After 6 p.m. CT (evenings)	6-3
In White Uniforms	5-1
In Gold Uniforms	1-0
In Black Uniforms	1-2
In November	5-1
In December	2-2
Home	5-1
Neutral	2-1
Away	0-1
Conferences	
vs. Non-Conference	7-3
Ohio Valley	1-0
Big South	1-0
America East	1-0
Big East	1-0
ACC	1-0
Big 12	0-2
Horizon	1-0
Atlantic 10	0-1
Southern	1-0
Lineups	
Baldwin, LaChance, Fisher-Davis, Kornet, Jones	4-2
Baldwin, LaChance, Fisher-Davis, Roberson, Jones	1-1
Baldwin, LaChance, Cressler, Kornet, Jones	1-0
LaChance, Cressler, Fisher-Davis, Roberson, Jones	1-0



PRESEASON MEDIA CHATTER

AP TOP 25 - WEEK 7

1	Michigan State (64)	12-0	1,623
2	Kansas (1)	9-1	1,537
3	Oklahoma	8-0	1,495
4	Maryland	10-1	1,428
5	Virginia	9-1	1,350
6	Xavier	11-0	1,287
7	North Carolina	9-2	1,215
8	Arizona	11-1	1,056
9	Butler	9-1	947
10	Providence	11-1	911
11	Iowa State	9-1	907
12	Kentucky	9-2	856
13	Miami (FL)	9-1	851
14	Purdue	11-1	833
15	Duke	9-2	809
16	Louisville	9-1	652
17	Villanova	8-2	649
18	SMU	9-0	628
19	West Virginia	9-1	470
20	George Washington	10-1	366
21	Texas A&M	9-2	327
22	Cincinnati	10-2	315
23	Baylor	8-2	141
24	Utah	9-2	107
25	South Carolina	10-0	87

Others Receiving Votes

UCLA 49, Connecticut 46, Oregon 34, Gonzaga 33, Colorado 27, Dayton 17, Pittsburgh 16, Northern Iowa 15, Arkansas-Little Rock 14, **Vanderbilt 8**, Monmouth 6, Iowa 5, Texas 3, Florida 3, Northwestern 2

USA TODAY POLL - WEEK 7

RK	TEAM	RECORD	PTS
1	Michigan State (29)	12-0	773
2	Oklahoma (2)	8-0	718
3	Kansas	9-1	716
4	Maryland	10-1	687
5	Virginia	9-1	646
6	Xavier	11-0	603
7	North Carolina	9-2	520
8	Arizona	11-1	517
9	Iowa State	9-1	506
10	Duke	9-2	455
11	Kentucky	9-2	441
12	Butler	9-1	410
13	Purdue	11-1	378
14	Providence	11-1	376
15	Louisville	9-1	371
16	Miami (FL)	9-1	323
17	Villanova	8-2	310
18	West Virginia	9-1	301
19	Texas A&M	9-2	169
20	George Washington	10-1	159
21	Cincinnati	10-2	153
22	Baylor	8-2	122
23	South Carolina	10-0	77
24	Gonzaga	8-3	59
25	Vanderbilt	7-3	45

Others Receiving Votes

Connecticut 38, Utah 35, Pittsburgh 34, Colorado 31, UCLA 22, Oregon 18, Notre Dame 15, Dayton 10, Arkansas-Little Rock 8, California 8, Texas 5, Northern Iowa 5, Florida 4, Indiana 3, Iowa 2, Monmouth 2

-Consensus Top 20 preseason team

-Wade Baldwin named a breakout candidate by CBSSports.com

Q: Wade Baldwin has a 6-10 wingspan and shot 40+% from 3 as a freshman. Do you see him skyrocketing up your big board?

A: Baldwin is definitely one of my biggest breakout candidates this season nationally. Vanderbilt has a shot to be really good, and Baldwin will be the maestro of their team after Shelton Mitchell transferred. Few teams are better coached offensively than the Commodores, as Kevin Stallings can really get the most out of a group with the way he can create space with sets on offense. Baldwin will be a rather large beneficiary of that this season, just like he was last year.

Baldwin's a pretty awesome drive and kick player, and it showed last year with his 31.2 assist rate. He's also a strong defensive player due to that quickness and, as you mention, the long arms. He was the only freshman in the country to have a 30-plus assist rate and a 3-plus steal rate last year. Plus, he's a great rebounder for a point guard. That's the basis of his game, before you even get to the jump shot that was so effective last year. I'm still not 100 percent sold on his jumper given that it was the major question about his game coming into his maiden collegiate voyage, but if it keeps up around 40 percent on more attempts that would be the icing on the cake.

Basically, with just marginal growth this year, Baldwin could be looking at an excellent 12 points, five assists, four rebounds, two steals per game line on solid efficiency while leading Vandy to the NCAA Tournament. He's capable of making "the leap" this season. It's just incumbent upon him to do the work necessary to get there. He's already on the NBA's radar, but that kind of improvement would put him in the first round mix over the next two years.

-Coach Stallings named top 10 offensive coach by peers

"His in-game adjustments and adjustments at the halftime are probably the best I've ever seen — and out of timeouts. Plays that, when you scout teams, you watch them play and play and see so many games, but he can draw something out of a timeout that they've never run before, and you've never seen before, and it looks like the same play, but he's never done it."

-Commodores predicted to be the third-best 3-Point Shooting Team in 2015-16 By Bleacher Report.com

-Ken Pomeroy, a prominent college basketball statistician, tweeted: *If you don't have Vandy in your preseason top 25 you are probably a weirdo.*

-Damian Jones projected as a 2016 NBA Lottery Pick

-Damian Jones named starting 5-man in 2015-16 college basketball dream team for Jeff Goodman of ESPN.com.

-Damian Jones named a first-team preseason All-American by Jeff Goodman of ESPN.com.

-Vanderbilt's non-conference schedule named the 3rd toughest in the nation according to ESPN.com

-Vanderbilt named in SI.com's "64 Reasons To Be Excited for 2015-16 Season"

Vanderbilt basketball is back

Quietly, the Commodores finished last season ranked No. 36 in kenpom.com's efficiency metrics. A dreadful start to their conference season—they went 1-7 in January—left them off most radars, but they played really well down the stretch and even clawed back to end the season .500 in conference play. Along the way, they bested kenpom.com top-100 teams in Florida, South Carolina, Alabama, Tennessee and Ole Miss. And they came within a bucket of beating Stanford in the NIT. Junior big man Damian Jones and rising sophomores Riley LaChance, Wade Baldwin and Matthew Fisher-Davis all boasted 100+ offensive ratings a year ago, and the Commodores as a team were a top-20 offense. In the second half of conference play last year, Vanderbilt surprised opponents. This season, the Commodores can surprise the country.

-Coach Stallings named 20th-most influential in mid-state sports by Tennessean

-Damian Jones named the fourth top high-impact junior in college basketball for 2015-16.

-Wade Baldwin IV named a top 10 high-impact sophomore in college basketball for 2015-16.

-CBSSports.com's Jon Rothstein named Nolan Cressler a top 20 under-the-radar transfer.



LAST TIME OUT

BOX SCORE VS. WOFFORD

Official Basketball Box Score -- Game Totals -- Final Statistics

Wofford vs Vanderbilt

12/19/15 7 p.m. at Nashville, Tenn. (Memorial Gym)

Wofford 56 • 3-7

##	Player		Total		3-Ptr		Rebounds			PF	TP	A	TO	Blk	Stl	Min
			FG-FGA	FG-FGA	FT-FTA	Off	Def	Tot								
24	Justin Gordon	f	4-11	2-3	1-2	0	5	5	2	11	1	1	0	0	0	26
31	CJ Neumann	f	1-1	0-0	0-0	0	3	3	3	2	0	0	0	1	0	21
05	Eric Garcia	q	3-9	3-6	0-0	1	3	4	0	9	1	2	0	1	0	27
12	Spencer Collins	g	5-14	1-3	2-2	3	2	5	3	13	1	0	0	1	0	30
20	Jaylen Allen	g	2-5	0-1	1-2	1	2	3	2	5	3	0	0	1	0	14
01	Derrick Brooks		1-3	0-1	0-0	0	0	0	3	2	1	0	0	1	0	17
02	Jimmy Jent		0-0	0-0	0-0	0	1	1	0	0	0	0	0	0	0	1
03	Fletcher Magee		2-5	0-2	0-0	0	3	3	0	4	1	1	0	0	0	21
04	Zach Korkowski		1-1	0-0	0-0	0	0	0	0	2	0	0	0	0	0	1
11	Bobby Perez		0-0	0-0	0-0	0	0	0	0	0	1	0	0	0	0	1
15	Trevor Stumpe		1-3	1-3	0-0	0	0	0	1	3	0	0	0	0	0	8
33	Cameron Jackson		0-4	0-1	0-1	0	2	2	4	0	0	0	0	0	1	15
35	Ryan Sawvell		0-3	0-0	0-0	0	1	1	0	0	0	1	0	0	0	5
40	Eric Wagenlander		1-1	1-1	0-0	0	0	0	0	3	0	0	0	0	0	1
50	Matthew Pegram		0-1	0-0	2-2	0	2	2	5	2	0	1	2	0	0	12
Team						0	1	1								
Totals			21-61	8-21	6-9	5	25	30	23	56	9	6	2	6		200
FG % 1st Half: 7-31 22.6%			2nd half: 14-30 46.7%			Game: 21-61 34.4%						Deadball				
3FG % 1st Half: 4-9 44.4%			2nd half: 4-12 33.3%			Game: 8-21 38.1%						Rebounds				
FT % 1st Half: 1-2 50.0%			2nd half: 5-7 71.4%			Game: 6-9 66.7%						1				

Vanderbilt 80 • 7-3

##	Player		Total		3-Ptr		Rebounds			PF	TP	A	TO	Blk	Stl	Min
			FG-FGA	FG-FGA	FT-FTA	Off	Def	Tot								
11	ROBERSON, Jeff	f	4-8	1-3	4-4	0	7	7	2	13	1	1	0	0	0	30
30	JONES, Damian	c	7-13	0-0	7-10	3	4	7	0	21	1	2	4	0	0	28
04	BALDWIN IV, Wade	q	3-5	2-2	2-4	0	5	5	3	10	5	2	0	1	0	20
05	FISHER-DAVIS, Matthe	g	3-6	3-4	1-2	2	9	11	0	10	0	0	0	0	0	22
13	LACHANCE, Riley	g	2-4	2-2	0-0	0	0	0	2	6	1	2	0	0	0	29
02	TOYE, Joe		2-3	1-1	1-2	0	2	2	2	6	1	0	1	0	0	16
10	WATKINS, Nathan		0-0	0-0	0-0	0	0	0	0	0	0	0	0	0	0	2
14	JOSEPHS, Carter		0-0	0-0	0-0	0	1	1	0	0	4	0	0	0	0	8
20	MCGLOIN, Phillip		1-2	1-2	0-0	0	0	0	0	3	0	0	0	0	0	1
21	SEHIC, Samir		0-1	0-1	0-0	1	0	1	2	0	1	1	0	0	0	8
24	CRESSLER, Nolan		1-3	0-2	0-0	0	2	2	1	2	0	2	0	0	0	22
40	HENDERSON, Josh		2-5	0-0	5-5	0	4	4	3	9	0	1	0	0	0	14
Team						0	3	3								
Totals			25-50	10-17	20-27	6	37	43	15	80	14	11	5	1		200
FG % 1st Half: 12-24 50.0%			2nd half: 13-26 50.0%			Game: 25-50 50.0%						Deadball				
3FG % 1st Half: 6-8 75.0%			2nd half: 4-9 44.4%			Game: 10-17 58.8%						Rebounds				
FT % 1st Half: 5-9 55.6%			2nd half: 15-18 83.3%			Game: 20-27 74.1%						1				

Officials: Tim Gattis, Glenn Tuitt, Kevin Fehr
 Technical fouls: Wofford-None. Vanderbilt-None.
 Attendance: 10667

Score by periods	1st	2nd	Total
Wofford	19	37	56
Vanderbilt	35	45	80

Last FG - WOF 2nd-00:09, VU 2nd-00:18.
 Largest lead - WOF by 3 1st-17:10, VU by 29 2nd-02:12.

Points	In	Off	2nd	Fast	Bench
WOF	20	9	4	7	16
VU	30	5	9	4	20

Score tied - 3 times.
 Lead changed - 4 times.

Gamenotes

-Vanderbilt started Damian Jones, Jeff Roberson, Matthew Fisher-Davis, Riley LaChance, and Wade Baldwin IV for the second time this season and move to 1-1 with the lineup.
 -Head Coach Kevin Stallings moves to 443-272 overall as a head coach (23 years) and 320-209 in his 17-year Vanderbilt career.
 -Vanderbilt now has a 5-0 all-time record against Wofford and a 58-9 record against current teams in the Southern Conference.
 -The Commodores are now 763-214 all-time in games played at Memorial Gym. Coach Stallings' non-conference record in Memorial now moves to 135-16.

Team Notes

-Vanderbilt held the Terriers to 34.4% from the floor in the game and out rebounded Wofford, 43-30.
 -The Commodores shot 50% from the floor (25-50) for the game, the fourth game this season they have eclipsed the 50% barrier.
 -Vanderbilt shot 58.8% from beyond-the-arc, their best three-point percentage of the season. The previous best was 48.0% vs. St. John's (12-25) in Maui.
 -The Commodores made 10 threes on the night, the fifth time this season Vanderbilt has made 10 or more threes.

Player Notes

-Damian Jones led the team with 21 points on the night, a new season high. He also scored 14 points in the first half, the most by a Commodore player in the first half this season.
 -Jones now has 987 career points, 13 points shy of the 1,000-point barrier.
 -Matthew Fisher-Davis garners his first career double-double with 10 points and a career-high 11 rebounds.
 -Jeff Roberson scored in double figures for the fourth time this season with 10 points.
 -Baldwin scored 10 points, his sixth consecutive game in double figures and his eighth of the season.

RECAP

NASHVILLE (AP) -- Vanderbilt coach Kevin Stallings gave his star center simple instructions: Try to score every time you get the ball.

Damian Jones got the message.

The 7-foot junior, projected as an first-round NBA draft pick, scored a season-high 21 points and grabbed seven rebounds, leading the Commodores to an 80-56 win over Wofford on Saturday night.

"Earlier in the week I said something to him about literally thinking about scoring every time he got the ball," Stallings said. "In our three losses, he actually has more assists than (point guard Wade) Baldwin has and that's probably why we have three losses."

Jones scored 14 points in the first half, the most by a Commodore this season. He hit 7 of 13 from the floor and 7 of 10 from the foul line.

"(Coach) told me at practice just to be more aggressive scoring, so I just kept that in mind," said Jones, who also blocked four shots.

Wofford coach Mike Young said there wasn't much his team could do to contain Jones.

"I'd like to have him. He'd make me a better coach," Young said. "I'd throw him that ball every time down the floor. I was so impressed with his hands and his feet."

Jeff Roberson added 13 points and seven rebounds for the Commodores (7-3), who outrebounded the Terriers 43-30.

Vanderbilt's Matthew Fisher-Davis scored 10 points, including three 3-pointers, and grabbed a career-high 11 rebounds.

Fisher-Davis helped fill the void left by Luke Kornet, a 7-foot-1 forward who is out four to six weeks with an MCL tear in his left knee. Kornet is the team's best defender, the Southeastern Conference's leading shot blocker (2.75 bpg) and was one of the nation's top 3-point shooters among big men last season (40 percent).

"With Luke being out, there's a lot more rebounds to be had," Fisher-Davis said. "He was a great rebounder, but the ball was just kind of coming my way. Everybody else was doing a great job boxing out and I'm just the one that ends up with it."

Baldwin added 10 points for the Commodores, who played their first game in 10 days after finishing first semester final exams.

Spencer Collins scored 13 points and Justin Gordon added another 11 as Wofford (3-7) shot just 34.4 percent from the floor in losing their third straight.

Vanderbilt broke a tie game with a 14-3 run capped by Jones' three-point play to take a 23-12 lead with 6:17 left in the first half and made a 10-0 run capped by Fisher-Davis' 3-pointer, building their lead to 35-19 with 52 seconds left in the half.

Vanderbilt hit six of its first eight shots from beyond the 3-point arc while Wofford shot 22.6 percent from the floor in the first half, including a 3 of 22 showing from 2-point range.

The Terriers never got closer than 10 in the second half.



2015-16 Roster

No.	Name	Pos.	Ht.	Wt.	Cl.-Yr	Hometown (Previous School)
0	Camron Justice	G	6-3	180	Fr. - 1st	Hindman, Ky. (Knott County Central)
2	Joe Toye	G/F	6-7	201	Fr. - 1st	Chicago, Ill. (Whitney Young)
3	Luke Kornet	F	7-1	240	Jr. - 3rd	Lantana, Texas (Liberty Christian)
4	Wade Baldwin IV	G	6-3	194	So. - 2nd	Belle Mead, N.J. (St. Joseph)
5	Matthew Fisher-Davis	G	6-5	185	So. - 2nd	Charlotte, N.C. (Butler)
10	Nathan Watkins	G	6-5	186	Sr. - 4th	Brentwood, Tenn. (Ensworth School)
11	Jeff Roberson	F	6-6	220	So. - 2nd	Houston, Texas (The Kinkaid School)
12	Djery Baptiste	C	6-10	235	Fr. - 1st	Gonaives, Haiti (Prestonwood Christian (Texas))
13	Riley LaChance	G	6-2	182	So. - 2nd	Brookfield, Wis. (Brookfield Central)
14	Carter Josephs	G	6-0	180	Sr. - 4th	San Antonio, Texas (Tom C. Clark)
20	Phillip McGloin	G	6-1	183	So. - 2nd	Washington, D.C. (Mercersburg Academy)
21	Samir Sehic	F	6-9	247	Fr. - 1st	Atlanta, Ga. (Cy Woods (Texas))
24	Nolan Cressler	G	6-4	210	R-Jr. - 2nd	Pittsburgh, Pa. (Cornell)
30	Damian Jones	C	7-0	245	Jr. - 3rd	Baton Rouge, La. (Scotlandville Magnet)
40	Josh Henderson	C	7-0	237	R-Sr. - 6th	Roanoke, Va. (Cave Spring)

COACHING STAFF

Head Coach..... **Kevin Stallings** (Purdue, 1982) - 17th
 Assistant Coach..... **Adam Cohen** (Arizona, 2008) - 2nd
 Assistant Coach..... **Derrick Jones** (Samford, 2001) - 2nd
 Assistant Coach..... **Tom Richardson** (St. Xavier (Ill.), 1977) - 13th
 Director of Operations..... **Dan Cage** (Vanderbilt, 2007) - 6th
 Player Development Assistant.. **Darshawn McClellan** (Vanderbilt, 2011) - 1st

SUPPORT STAFF

Athletic Communications Dir. **Andy Boggs** (Florida State, 1998)
 Academic Support..... **Neal Clark** (Kentucky, 1992)
 Athletic Trainer..... **Shannon Gordon** (Indiana State, 1992)
 Strength and Conditioning..... **Garry Christopher** (Baylor, 2009)

PRONUNCIATION GUIDE

Djery Baptiste..... **Jerry - Bap-TEEST**
 Luke Kornet..... **Kor-NET**
 Jeff Roberson..... **ROE-ber-son**
 Samir Sehic..... **Sa-MEER SEY-ick**

ROSTER BY CLASS

Seniors (3)

Josh Henderson..... Roanoke, Va.
Carter Josephs..... San Antonio, Texas
Nathan Watkins..... Nashville, Tenn.

Juniors (3)

Damian Jones..... Baton Rouge, La.
Luke Kornet..... Lantana, Texas
Nolan Cressler..... Pittsburgh, Pa.

Sophomores (5)

Wade Baldwin IV..... Belle Mead, N.J.
Matthew Fisher-Davis..... Charlotte, N.C.
Riley LaChance..... Brookfield, Wisc.
Phillip McGloin..... Washington, D.C.
Jeff Roberson..... Houston, Texas

Freshman (4)

Djery Baptiste..... Gonaives, Haiti
Camron Justice..... Hindman, Ky.
Samir Sehic..... Atlanta, Ga.
Joe Toye..... Chicago, Ill.



MEMORIAL MAGIC - THE HOME TO VANDERBILT HOOPS SINCE 1952

HISTORIC MEMORIAL GYMNASIUM IN 63RD SEASON

Storied Memorial Gymnasium is in its 63rd season as the host venue of Vanderbilt basketball. The SEC's most historic hoops setting has played host to more than 950 men's contests as well as the 1984 and 1991 SEC Tournaments and 40 men's and women's NCAA Tournament contests (since the early 1980s).

As the oldest gymnasium in the SEC, Memorial Gymnasium is renowned for its end zone benches, raised floor and unique atmosphere. It was dedicated in 1952 as a memorial to all Vanderbilt men and women who served in World War II. It was built by the late master architect Edwin Keeble, who was commissioned to build a combination gymnasium/concert hall.

.781	All-time winning percentage at Memorial Gym (763-214).
217	Career wins at Memorial Gym for Kevin Stallings, and is the facility's all-time wins leader.
.897	Winning percentage against non-conference opponents since 1990 (201-23).
135-16	Stallings' non-conference record at home.
6	Undefeated seasons at home.

Winningest Coaches at Memorial Gymnasium

Coach	Yrs	Record
1 Kevin Stallings (2000-Present)	17	217-64
2. Roy Skinner (1959, 1962-76)	16	181-41
3. Bob Polk (1948-58, 1960-61)	8	96-15
4. C.M. Newton (1982-89)	8	91-37
5. Jan van Breda Kolff (1994-99)	6	75-20
6. Eddie Fogler (1990-93)	4	54-12

Stallings' Year-By-Year Record At Memorial Gym

Year	Won	Lost
2015-16	5	1
2014-15	15	4
2013-14	10	6
2012-13	9	6
2011-12	13	5
2010-11	14	3
2009-10	14	2
2008-09	13	4
2007-08	19	0
2006-07	14	3
2005-06	10	6
2004-05	17	2
2003-04	15	2
2002-03	10	6
2001-02	13	4
2000-01	12	7
1999-00	14	3

ANNUAL ATTENDANCE FIGURES

Year	All Games	Attendance	Average	NCAA Rank	SEC Games	SEC Attendance	Average
2015-16	6	60,757	10,126	-	-	-	-
2014-15	19	168,377	8,862	51	9	88,830	9,870
2013-14	16	152,539	9,534	45	9	92,455	10,273
2012-13	15	159,557	10,637	36	9	100,986	11,221
2011-12	18	246,561	13,698	18	8	112,368	14,046
2010-11	17	234,632	13,802	18	8	114,346	14,293
2009-10	16	217,965	13,623	21	8	113,539	14,192
2008-09	17	225,686	13,276	25	8	112,833	14,104
2007-08	19	254,954	13,418	22	8	113,713	14,214
2006-07	17	204,511	12,030	31	8	109,043	13,630
2005-06	16	195,159	12,197	24	8	108,258	13,532
2004-05 [^]	19	191,678	10,088	43	8	105,357	13,170
2003-04	17	192,301	11,312	33	8	106,990	13,374
2002-03	16	153,123	9,570	46	8	96,906	12,113
2001-02	17	150,325	8,843	50	8	93,873	11,734
2000-01	19	186,468	9,814	45	8	102,055	12,757
1999-00*	18	197,770	10,987	30	8	106,741	13,343
1998-99	16	192,538	12,034	26	8	106,128	13,266
1997-98	16	213,974	13,373	21	8	117,819	14,727
1996-97	16	207,771	12,986	25	8	120,214	15,027
1995-96	18	226,354	12,575	28	8	112,996	14,125
1994-95	13	183,042	14,080	17	8	118,932	14,867
1993-94	16	223,997	14,000	15	8	121,345	15,168
1992-93	14	212,156	15,154	11	8	122,536	15,317
1991-92	17	210,585	12,387	29	8	115,104	14,388
1990-91	16	214,638	13,415	19	9	133,482	14,831
1989-90	19	259,992	13,684	18	9	136,136	15,126
1988-89	15	224,657	14,977	13	9	137,212	15,246
1987-88	16	223,747	13,984	14	9	138,393	15,377
1986-87	17	226,343	13,314	14	9	130,854	14,539
1985-86	15	200,806	13,387	14	9	128,059	14,229
1984-85	16	194,390	12,149	17	9	122,514	13,613
1983-84	18	249,292	13,850	10	9	135,546	15,050
1982-83	17	237,584	13,976	9	9	135,418	15,046
1981-82	14	202,225	14,445	9	9	131,699	14,633
1980-81	15	227,478	15,165	9	9	136,436	15,160
1979-80	15	228,029	15,202	5	9	138,754	15,417
1978-79	14	215,330	15,380	5	9	139,930	15,547
1977-78	14	207,375	14,813	5	9	134,232	14,915
1976-77	15	211,966	14,131	4	9	149,108	16,568
1975-76	13	180,901	13,915	-	9	135,375	15,042
1974-75	12	178,527	14,877	-	9	134,304	14,923
1973-74	12	182,728	15,227	-	9	140,252	15,584
1972-73	12	173,567	14,464	-	9	131,193	14,577
1971-72	12	156,778	13,065	-	9	120,172	13,352
1970-71	12	170,634	14,220	-	9	130,260	14,473
1969-70	12	176,763	14,730	-	9	135,745	14,861
1968-69	12	126,896	10,575	-	9	95,300	10,589
1967-68	12	129,722	10,810	-	9	96,274	10,697
1966-67	12	105,492	8,791	-	9	79,173	8,797
1965-66	12	106,022	8,835	-	9	62,368	8,910
1964-65	12	98,821	8,235	-	9	65,712	8,214
1963-64	12	84,827	7,069	-	6	35,684	5,947
1962-63	12	75,261	6,272	-	6	46,183	6,598
1961-62	13	73,640	5,665	-	8	47,357	5,920
1960-61	13	74,187	5,707	-	7	45,549	6,507
1959-60	14	76,199	5,443	-	8	46,064	5,758

[^] First year capacity increased from 14,168 to 14,316; * First year capacity decreased from 15,311 to 14,168



VANDERBILT BASKETBALL QUICK HITTERS

- This is the 113th year of Vanderbilt basketball, with the first season taking place in 1900-01. There were no teams in 1904-05 and 1905-06.
- The Commodores have been to 13 NCAA Tournaments and 12 NIT's. Vanderbilt advanced to the Elite 8 in 1965 (field of 23), and the Sweet 16 in 1988, 1993, 2004, and 2007. The Commodores captured the NIT Championship in 1990 and finished runner-up in 1994.
- The Commodores are a charter member of the SEC, with the 2015-16 season being the 82nd year in the conference.
- Vanderbilt is the only private institution in the SEC with the lowest enrollment of any of the 14 schools (6,738).
- Vanderbilt's Perry Wallace became the first African-American scholarship basketball player in the SEC when he took the court in 1967.
- The Commodores have 43 career 1,000-point scorers, with Shan Foster (2004-08) the all-time leading scorer with 2,011 career points.
- Vanderbilt has had 12 All-Americans since 1950. They are: Billy Joe Adcock (1950), Clyde Lee (1965), Tom Hagan (1969), Jan van Breda Kolff (1974), Will Perdue (1988), Billy McCaffrey (1993), Dan Langhi (2000), Matt Freije (2004), Derrick Byars (2007), Shan Foster (2008), and John Jenkins (2011).
- The Commodores had three players drafted in the first 31 picks of the 2012 NBA Draft - John Jenkins, Atlanta, 23rd pick, Festus Ezeli, Golden State, 30th pick, Jeffery Taylor, Charlotte, 31st pick - the most by the Commodores in one draft. In all, 35 Vanderbilt players have been selected in the NBA Draft since 1950.
- The Commodores ended a 61-year SEC Tournament drought in 2012 by claiming the tournament championship in New Orleans, the team's first SEC championship since 1951.
- Coach Stallings is the winningest coach in Vanderbilt history after surpassing legendary mentor Roy Skinner on November 15, 2013, against Lipscomb.
- Stallings has led his Commodore teams to 12 postseason tournaments since his arrival in 1999 and has had eight 20+-win seasons. His 2004 and 2007 teams advanced to the Sweet 16 for the first time since the tournament expanded to 64+ teams.
- Stallings has appeared in the NCAA Tournament six times, including a stretch of three consecutive appearances from 2010-2012. It was the first time in school history that Vanderbilt has advanced to three consecutive NCAA Tournaments.
- All three of the university's top all-time scorers played for Coach Stallings (Foster, Jeffery Taylor, Matt Freije). John Jenkins, who is 10th on the list, also played for him.
- Vanderbilt's intercollegiate athletics teams are nicknamed the Commodores, in honor of the nickname given to founder Cornelius Vanderbilt, who made his fortune in shipping. Vanderbilt donated \$1 million to begin "Central University" in 1875 - the campus was later renamed for Cornelius because of his generosity. Cornelius never stepped foot on the campus that bears his namesake.

SEC STANDINGS

2015-16 SEC STANDINGS (12/21)

	SEC	Pct.	All	Pct.
S. Carolina	0-0	.000	10-0	1.00
Kentucky	0-0	.000	9-2	.818
Ole Miss	0-0	.000	9-2	.818
Texas A&M	0-0	.000	9-2	.818
Alabama	0-0	.000	7-2	.778
Vanderbilt	0-0	.000	7-3	.700
Florida	0-0	.000	7-3	.700
LSU	0-0	.000	6-4	.600
Auburn	0-0	.000	5-3	.625
Georgia	0-0	.000	5-3	.625
Arkansas	0-0	.000	5-5	.500
Mississippi St.	0-0	.000	5-5	.500
Missouri	0-0	.000	5-5	.500
Tennessee	0-0	.000	5-5	.500

SEC STATS

VU TEAM SEC RANKINGS (12/21)

Category	All
Scoring	T-4th (81.4)
Scoring Defense	2nd (61.3)
Scoring Margin	1st (+20.1)
FT%	4th (.709)
FG%	1st (.486)
FG% Defense	1st (.356)
3FG%	2nd (.414)
3FG% Defense	T-3rd (.305)
3FG Made	2nd (8.7)
Rebound Margin	5th (+4.4)
Blocks	2nd (6.4)
Assists	6th (14.5)
Steals	14th (4.9)
Turnover Margin	10th (+1.2)
Assist/TO Ratio	5th (1.8)

VU INDIVIDUAL SEC RANKINGS (12/21)

Wade Baldwin IV	Total
FT%	5th (.837)
Steals	T-10th (1.4)
Matthew Fisher-Davis	Total
3FG%	1st (.489)
3FG Made	T-9th (2.2)
Damian Jones	Total
Blocks	T-4th (2.1)
Luke Kornet	Total
Blocks	1st (2.8)
Riley LaChance	Total
A/TO Ratio	5th (2.6)



Game 1 • Nov. 13, 2015

Austin Peay 41
at Vanderbilt 80
Nashville, Tenn. (Memorial Gym)

Austin Peay 41 • 0-1

#	Player	Total	3-Ptr	Rebounds	Off	Def	PF	TP	A	T	Bk	Stl	Min	
		FG	FGA	FT	FTA									
42	Jones, Kenny	f	3-7	0-1	0-2	5	3	6	1	0	0	2	23	
05	Horton, Chris	c	3-14	0-0	1-2	5	9	14	1	7	0	3	24	
04	Robinson, Josh	q	2-13	0-4	1-1	1	1	2	1	0	0	0	26	
11	Davis, Khalil	g	3-9	1-1	3-4	1	3	3	10	0	0	0	31	
05	Glotta, Zach	q	0-0	0-0	0-0	0	0	0	1	0	1	0	12	
00	Thompson, Terrell	g	1-4	0-0	0-0	0	0	0	2	0	3	0	22	
02	Savage, Jared	g	0-7	0-4	2-2	0	7	7	1	2	0	1	0	23
03	Porter-Buntton, Chris	g	0-0	0-0	0-0	1	1	2	1	0	0	0	0	9
10	Jovry, Tre	g	0-0	0-0	0-0	0	1	1	0	0	0	0	0	4
20	Budrys, Domas	g	0-3	0-3	0-0	0	0	0	0	0	0	0	0	7
23	Harris, Steve	g	0-0	0-0	0-0	0	0	0	0	0	0	0	0	2
32	Murray, John	g	2-7	0-3	3-5	1	1	2	1	7	0	2	0	16
Team														
Totals		14-64	1-18	12-19	17	28	49	14	41	1	14	0	4	200
FG% 1st half: 7-39 1st half: 7-25 2nd half: 14-64 21.9%														Deatball Rebounds
3PG 1st half: 0-8 12.5% 2nd half: 0-8 0.0%														
3PG 2nd half: 0-8 0.0%														
FT% 1st half: 0-0 0.0% 2nd half: 12-19 63.2%														

FG % 1st Half: 7-39 17.9% 2nd half: 7-25 28.0% Game: 14-64 21.9%
3FG % 1st Half: 1-8 12.5% 2nd half: 0-8 0.0% Game: 1-16 6.3%
FT % 1st Half: 0-0 0.0% 2nd half: 12-19 63.2% Game: 12-19 63.2%

Vanderbilt 80 • 1-0

#	Player	Total	3-Ptr		Rebounds								Deadball			
		FG	FGA	FT	FTA	Off	Def	PF	TP	A	T	Bk	Stl	Min		
03	KORNET, Luke	f	5-9	0-2	3-5	5	8	13	1	13	3	1	4	26		
30	JONES, Damian	c	8-12	0-0	0-0	2	3	5	4	12	0	2	1	15		
04	BALDWIN IV, Wade	g	6-11	1-2	1-2	0	4	4	3	14	4	2	1	24		
05	FISHER-DAVIS, Matthe	g	2-6	2-5	0-0	1	0	1	1	6	3	0	0	1	20	
13	LACHANCE, Riley	g	3-7	1-3	0-0	0	2	2	0	7	4	0	0	17		
00	JUSTICE, Camron	g	2-3	2-3	2-2	1	1	2	2	8	1	1	0	0	15	
02	TOYE, Joe	g	3-6	1-1	0-0	0	0	0	0	7	0	1	0	1	10	
10	WATKINS, Nathan	g	0-0	0-0	0-2	1	1	0	0	0	0	0	0	0	4	
14	JOSEPHS, Carter	g	0-0	0-0	0-0	0	0	0	0	1	0	0	0	0	11	
20	MCGLODIN, Phillip	g	0-1	0-0	0-0	0	0	0	0	0	0	0	0	0	1	
21	SEHIC, Samir	g	1-5	0-0	0-0	2	5	7	2	0	0	0	0	0	15	
24	CRESSLER, Nolan	g	2-5	1-3	1-2	1	3	4	3	6	0	1	1	0	22	
40	HENDERSON, Josh	g	2-7	0-0	1-2	2	2	5	1	1	2	1	1	0	19	
Team																
Totals		32-72	8-19	8-15	17	34	51	19	80	17	9	8	6	200		
FG % 1st half: 5-13 41.7% 2nd half: 13-39 33.3% Game: 32-72 44.4% Deadball % 1st half: 4-6 66.7% 2nd half: 13-27 48.1% Game: 18-42 42.1%																

FG % 1st Half: 19-33 57.6% 2nd half: 13-39 33.3% Game: 32-72 44.4%
3FG % 1st Half: 5-12 41.7% 2nd half: 3-7 42.9% Game: 8-19 42.1%
FT % 1st Half: 4-6 66.7% 2nd half: 4-9 44.4% Game: 8-15 53.3%

Officials: Tony Greene, Bruce Benedict, Patrick Evans
Technical fouls: Austin Peay-Jones, Kenny. Vanderbilt-None.
Attendance: 10116

Score by periods	1st	2nd	Total
Austin Peay	15	26	41
Vanderbilt	47	33	80

Game 2 • Nov. 16, 2015

Gardner-Webb 62
at Vanderbilt 98
Nashville, Tenn. (Memorial Gym)

Gardner-Webb 62 • 0-2

#	Player	Total		3-Ptr		Rebounds		PF	TP	A	T	Bk	Stl	Min	
		FG	FGA	FT	FTA	Off	Def								
20	NELSON, Tyrell	f	6-11	0-1	4-4	0	6	6	4	16	2	3	1	0	29
21	AHOLODE, Herve	f	0-1	0-0	0-0	2	1	3	3	0	2	0	0	0	14
08	McBRIDE, Harold	g	5-8	2-2	0-0	0	3	3	0	1	3	0	0	0	28
05	POSTON, Dylan	g	3-7	3-6	0-0	0	2	2	0	9	0	0	0	0	24
14	IVY, Isaiah	g	1-5	1-2	3-3	1	0	1	4	6	0	1	0	0	18
00	ROBATEAU, Jamaal	g	0-4	0-3	1-2	1	4	5	1	1	0	2	0	0	26
03	RIEPAU, Laquany	g	4-6	0-1	0-0	0	2	2	8	0	0	0	0	0	12
11	FERBERSON, David	g	3-5	0-0	0-0	1	8	0	4	0	1	0	0	0	18
14	KILLER, Brandon	g	0-0	0-0	0-0	0	0	0	5	0	2	0	1	7	7
23	LASTER, DJ	g	1-2	1-1	0-2	1	0	1	3	3	0	0	0	0	12
31	NGANGNE, L'ssanne	g	0-1	0-0	1-2	1	0	1	4	1	1	0	0	0	12
Team															
Totals		21-50	7-20	13-18	6	19	25	27	62	6	19	1	2	200	
3FG 1st half: 9-23 39.1% 2nd half: 12-14 85.7% 3rd half: 21-30 70.0%															
3FG % 1st half: 49 44.4% 2nd half: 31 27.3% 3rd half: 7-20 35.0%															
3FG % 1st half: 7-9 77.8% 2nd half: 6-9 66.7% 3rd half: 10-18 55.6%															

FG % 1st Half: 9-23 39.1% 2nd half: 12-27 44.4% Game: 21-50 42.0%
3FG % 1st Half: 4-9 44.4% 2nd half: 3-11 27.3% Game: 7-20 35.0%
FT % 1st Half: 7-9 77.8% 2nd half: 6-9 66.7% Game: 13-18 72.2%

Vanderbilt 98 • 2-0

#	Player		FG	FGA	FT	FTA	Off	Def	TP	PF	A	T	Bk	Stl	Min
03	KORNET, Luke	f	3-5	0-2	4-4	0	1	1	1	10	0	0	0	0	12
30	JONES, Damian	c	4-7	0-0	2-6	3	4	7	3	10	4	1	3	1	23
04	BALDWIN IV, Wade	g	6-11	0-0	0-0	0	2	2	1	0	2	1	0	0	24
05	FISHER-DAVIS, Matthe	g	3-5	3-5	0-0	0	2	2	1	9	1	0	0	0	20
13	LACHANCE, Riley	g	4-7	3-5	2-2	1	3	4	12	6	3	0	3	0	27
00	JUSTICE, Camron	g	1-4	1-1	0-0	0	0	0	2	3	0	0	0	0	17
02	TOYE, Joe	g	3-4	0-1	2-4	0	3	3	1	8	0	1	0	0	10
10	WATKINS, Nathan	g	0-0	0-0	0-0	0	0	0	0	0	0	0	0	0	2
11	ROBERSON, Jeff	g	6-8	1-2	5-6	4	4	8	2	18	0	1	0	0	21
14	JOSEPHS, Carter	g	0-0	0-0	0-0	0	1	1	0	1	0	0	0	0	5
20	MCGLODIN, Phillip	g	1-1	1-1	1-2	1	1	1	1	4	0	0	0	0	2
21	SEHIC, Samir	g	0-1	0-0	2-2	0	0	0	0	2	0	1	0	0	7
24	CRESSLER, Nolan	g	2-3	1-2	2-2	0	4	4	7	4	1	0	0	0	18
40	HENDERSON, Josh	g	2-2	0-0	1-2	0	0	0	0	0	0	0	0	0	12
Totals			32-55	11-23	23-32	10	25	35	19	98	19	10	5	9	200
FG % 1st half:		14-25	56.0%	2nd half:	18-30	60.0%	Game:		32-55	58.2%					Deaball
3FG % 1st half:		6-12	50.0%	2nd half:	5-11	45.5%	Game:		12-21	57.1%					
FT % 1st half:		12-16	75.0%	2nd half:	11-16	68.8%	Game:		23-32	71.9%					

FG % 1st Half: 14-25 56.0% 2nd half: 18-30 60.0% Game: 32-55 58.2%
3FG % 1st Half: 6-12 50.0% 2nd half: 5-11 45.5% Game: 11-23 47.8%
FT % 1st Half: 12-18 66.7% 2nd half: 11-14 78.6% Game: 23-32 71.9%

Officials: Lee Cassell, Chuck Jones, Bart Lemox
Technical fouls: Gardner-Webb-NELSON, Tyrell. Vanderbilt-None.
Attendance: 9728

Score by periods	1st	2nd	Total
Gardner-Webb	29	33	62
Vanderbilt	45	52	98

Last FG - GWU 2nd-00:50, VU 2nd-00:58.
Largest lead - GWU by 31 1st-18:50, VU by 38 2nd-00:50.

NASHVILLE - There was nothing tentative about Jeff Roberson's play Monday night.

After missing Vanderbilt's season opener with a concussion, Roberson returned to the court against Gardner-Webb and had a productive performance off the bench. He scored a career-high 18 points and tied a personal best with eight rebounds as the 17th-ranked Commodores cruised to a 98-62 win.

"Jeff played a man's game tonight," Vanderbilt coach Kevin Stallings said. "He got in there and was physical, and played great defensively. He was great on the boards, both offensive and defensive. Scored inside, he made it from the perimeter, he drove it and did a great job at the foul line."

Vanderbilt (2-0) really needed Roberson, too, after starting forward Luke Kornet was sidelined with a sprained ankle with 2:17 left in the first half.

Roberson shot 6 of 8 from the floor and 5 for 6 at the foul line. The 6-foot-6 sophomore from Houston had four offensive rebounds.

"I guess I do whatever I've got to do," said Roberson, known more for his defensive abilities. "Obviously, I wish Luke didn't get hurt, but we have a lot of depth on this team. Throughout the season anybody should be ready because you never know when your time is coming."

Kornet, a 7-foot-1 junior, was off to a strong start with a team-high 10 points at halftime. His status for Thursday's game against Stony Brook was uncertain.

Riley LaChance added 13 points, including three 3-pointers, for Vanderbilt.

Tyrell Nelson led Gardner-Webb (0-2) with 16 points, and Harold McBride added 10.

The Commodores, who return six of their top seven scorers from last season's NIT quarterfinal team, forced 19 turnovers with their defensive pressure. They outscored the Runnin' Bulldogs 35-9 in points off turnovers.

Gardner-Webb, which beat Purdue and Clemson en route to a 20-win season in 2014-15, had an off night on offense and shot 42 percent from the floor.

Vanderbilt looked crisp on the other end, hitting 58.2 percent. The Commodores went 11 of 23 from beyond the 3-point stripe.

Vanderbilt's Damian Jones, a 7-foot center, had a solid night with 10 points and seven rebounds.

Game 3 • Nov. 19, 2015

Stony Brook 72
at Vanderbilt (OT) 79
Nashville, Tenn. (Memorial Gym)

Stony Brook 72 • 1-1

#	Player	FG	FGA	3-Ptr	FT	FTA	Off	Def	PF	TP	A	T	Bk	Stl	Min
		Total													
11	McGrew, Rayshaun	f	2-9	0-0	0-0	1	2	3	5	4	0	1	0	1	23
20	Warney, Jameel	f	10-18	0-0	2-3	4	7	11	4	22	0	2	4	0	41
05	Walker, Ahmad	q	5-7	0-1	3-4	1	3	5	13	3	0	0	1	35	
10	Puriefey, Carson	g	6-16	2-9	2-3	1	3	4	3	16	4	0	0	0	44
34	Woodhouse, Lucas	q	3-7	2-6	0-0	0	11	11	1	8	4	2	0	0	36
04	Thrower, DeShaun	g	1-2	0-0	0-0	0	0	0	0	0	0	0	0	0	6
12	Sturdivant, Tyrrell	g	1-3	0-0	0-0	1	2	3	1	2	0	0	0	0	22
24	Nyama, Roland	g	1-2	0-1	1-2	0	2	2	3	0	2	1	0	0	14
32	Petrus, Jakub	g	1-2	0-0	0-0	1	1	2	0	2	0	0	0	0	4
Team															
Totals		30-66	4-17	8-12	10	33	43	21	72	11	15	5	2	225	
FG % 1st Half: 12-29 41.4% 2nd half: 10-36 27.8% OT: 3-8 37.5% Game: 30-66 45.5%															
3-Ptr % 1st Half: 3-12 25.0% 2nd half: 2-10 20.0% OT: 0-0 0.0% Game: 5-22 22.7%															
FT % 1st Half: 6-11 54.5% 2nd half: 4-0 0.0% OT: 0-0 0.0% Game: 8-12 66.7%															
Team 3-Ptr % 30-66 45.5%															

FG % 1st Half: 12-29 41.4% 2nd half: 15-29 51.7% OT: 3-8 37.5% Game: 30-66 45.5%
3FG % 1st Half: 2-6 33.3% 2nd half: 2-8 25.0% OT: 0-3 0.0% Game: 4-17 23.5%
FT % 1st Half: 0-0 0.0% 2nd half: 0-0 0.0% OT: 0-0 0.0% Game: 4-12 33.3%

Vanderbilt 79 • 3-0

#	Player	Total	3-Ptr	Rebounds	Off	Def	PF	TP	A	T	Bk	Stl	Min		
		FG	FGA	FT	FTA										
11	ROBERSON, Jeff	f	1-2	0-0	2-2	0	1	1	3	4	0	2	0	1	14
30	JONES, Damian	c	6-13	0-0	0-0	0	6	6	3	13	1	2	1	0	29
05	FISHER-DAVIS, Matthe	g	3-10	1-5	4-4	0	4	4	1	11	1	0	0	0	34
12	LACHANCE, Reggie	g	2-8	2-4	1-2	0	1	1	12	13	3	1	0	0	38
08	WRIGHT, Nolan	g	1-2	0-0	0-0	0	1	1	1	1	1	1	0	0	10
00	JUSTICE, Camron	o	1-2	0-1	0-0	0	1	1	0	2	0	0	0	0	9
02	TOYE, Joe	o	0-0	0-0	0-0	0	0	0	0	0	0	0	0	0	3
08	KORUKU, Jalen	g	3-13	0-5	4-4	2	6	6	2	21	1	0	3	0	29
04	WILLIAMS, Wade	g	2-12	0-5	0-0	0	2	2	21	2	0	0	0	0	29
21	SEHIC, Samir	g	1-2	0-0	0-0	2	0	2	0	2	1	0	0	0	7
04	HENDERSON, Josh	g	0-0	0-0	0-1	0	1	1	0	0	0	0	0	1	11
Team															
Totals		29-65	5-18	16-23	7	27	34	16	79	8	6	5	3	125	225
FG 1st Half: 13-33 39.4% 2nd Half: 14-27 51.9% OT: 2-5 40.0% Game: 29-65 44.4% Double															
3FG 1st Half: 2-10 20.0% 2nd Half: 3-8 37.5% OT: 0-0 0.0% Game: 5-18 27.8% Rebound															
FT 1st Half: 8-8 100% 2nd Half: 8-5 62.5% OT: 9-10 90.0% Game: 16-23 69.6% 2															
OFFICIALS: Karl Hesse, Will Howard, Jaclyn Goble															
Team: St. George's University Varsity TEAM															



Game 4 • Nov. 23, 2015

St. John's..... 55
vs. Vanderbilt..... 92
Lahaina, Hawaii (Lahaina Civic Center)

ST JOHNS 55 • 3-1

#	Player	F	Total		3-Ptr		Rebounds		FT		PF		A		Bk	Stn	Min
			FG	FGA	FG	FGA	FT	FTA	Off	Def	Off	Def	Off	Def			
03	Jones, Christian	f	3-12	0-0	2-2	2	3	5	2	8	1	0	0	0	0	0	30
05	Johnson, Durand	f	2-8	1-5	5-6	1	2	3	10	0	0	0	0	0	3	35	
06	Sims, Yankuba	c	2-10	0-0	1-2	1	1	3	5	0	0	0	0	0	3	31	
04	Mussini, Federico	g	5-13	1-5	3-4	0	1	1	14	2	2	0	3	32			
24	Mvuka, Ron	g	2-5	0-2	4-6	0	2	2	3	8	0	1	0	0	0	24	
01	Alibegovic, Amar	f	1-5	0-3	0-0	0	2	2	4	2	1	0	0	0	0	21	
10	Balamou, Felix	g	1-3	0-0	2-2	2	2	4	2	4	0	2	0	0	0	17	
12	Holifield, Elijah	g	0-2	0-1	0-0	0	1	1	0	1	0	0	1	0	0	8	
23	Dial, Abdul	g	2-2	0-0	0-0	0	0	0	2	1	4	1	0	0	0	2	
Team			1														
Totals			18-60	2-16	17-22	9	17	26	17	55	6	8	3	8	200		
FG % 1st half: 8-6 26.7% 2nd half: 10-30 33.3% Game: 18-60 30.0%																	
3PG % 1st half: 0-0 0.0% 2nd half: 1-10 10.0% Game: 1-16 12.5%																	
FT % 1st half: 8-12 66.7% 2nd half: 10-14 71.4% Game: 18-26 69.2%																	
Rebounds 1st half: 10-14 71.4% 2nd half: 10-14 71.4% Game: 18-26 69.2%																	

FG % 1st Half: 8-30 26.7% 2nd half: 10-30 33.3% Game: 18-60 30.0%
3FG % 1st Half: 0-6 0.0% 2nd half: 2-10 20.0% Game: 2-16 12.5%
FT % 1st Half: 8-12 66.7% 2nd half: 9-10 90.0% Game: 17-22 77.3%

Vanderbilt 92 • 4-0

#	PLAYER	Total		3-Ptr		Rebounds		FT		PF		A		T		Min
		FG	FGA	FG	FGA	FT	FTA	Off	Def	Off	Def	Off	Def	Off	Def	
03	KORNET, Luke	f	6-10	0-3	1-3	2	5	7	1	13	3	0	2	0	23	
30	JONES, Damian	c	2-4	0-0	1-2	0	5	4	5	1	0	1	0	1	14	
04	BALDWIN IV, Wade	c	2-6	1-2	4-4	0	3	3	9	6	3	0	2	25		
05	FISHER-DAVIS, Matthe	g	2-2	0-0	0	1	1	2	6	2	1	0	0	18		
13	LACHANCE, Riley	g	3-6	1-4	0-0	0	0	2	7	3	0	0	0	21		
00	JUSTICE, Camron	g	4-7	3-6	0-0	0	3	1	11	2	2	0	0	18		
02	TOYE, Joe	g	3-4	0-0	2-2	4	0	0	9	0	0	0	0	2		
10	WATKINS, Nathan	g	0-0	0-0	0	1	0	1	0	0	0	0	0	2		
11	ROBERSON, Jeff	g	3-6	2-3	3-4	3	10	13	2	11	0	1	1	19		
14	JOSEPHS, Carter	g	0-0	0-0	0	0	0	0	0	0	1	0	0	7		
20	MCGLOIN, Phillip	g	0-0	0-0	2-2	0	0	0	2	0	0	0	0	2		
21	SEHIC, Samir	g	1-2	0-1	0-2	1	2	3	1	3	0	0	0	7		
4-7	CRESSLER, Nolan	g	4-2	2-4	0-0	0	2	2	11	0	2	1	0	17		
40	HENDERSON, Josh	g	3-8	0-0	0-0	2	3	5	3	6	2	0	2	17		
Team		1														
Totals		33-62	12-25	14-21	13	36	49	20	92	21	11	6	3	200		

FG % 1st Half: 19-35 54.3% 2nd half: 14-27 51.9% Game: 33-62 53.2%
3FG % 1st Half: 8-17 47.1% 2nd half: 4-8 50.0% Game: 12-25 48.0%
FT % 1st Half: 7-9 77.8% 2nd half: 4-2 66.7% Game: 14-21 66.7%

Officials: Doug Showers, Joe Lindsey, Ryan Wells
Technical fouls: ST JOHNS-None. Vanderbilt-None.
Attendance: 2400

Score by periods	1st	2nd	Total
ST JOHNS	24	31	55
Vanderbilt	53	39	92

Last FG - SJU 2nd-00:37, VU 2nd-00:15.
Largest lead - SJU None, VU by 41 2nd-02:31.

Points	In	Off	2nd	Fast
Paint	28	12	8	4
3U	38	9	5	12

Score tied - 0 times.
Lead changed - 0 times.

Game 5 • Nov. 24, 2015

Vanderbilt..... 86
vs. Wake Forest..... 64
Lahaina, Hawaii (Lahaina Civic Center)

Vanderbilt 86 • 5-0

#	Player	Total		3-Ptr		Rebounds		FT		PF		A		T		Min
		FG	FGA	FG	FGA	FT	FTA	Off	Def	Off	Def	Off	Def	Off	Def	
03	KORNET, Luke	f	4-10	0-1	0-0	3	6	4	8	0	1	2	1	1	14	
30	JONES, Damian	c	6-10	0-0	5-7	2	8	10	2	17	2	2	2	0	28	
04	BALDWIN IV, Wade	g	6-8	3-4	2-2	1	3	4	2	17	2	3	0	2	22	
05	FISHER-DAVIS, Matthe	g	3-7	1-2	2-2	0	4	4	2	9	0	0	0	0	24	
00	LACHANCE, Riley	g	4-9	1-0	0-0	0	0	0	3	9	6	1	0	1	26	
11	ROBERSON, Jeff	g	1-2	0-0	0	0	2	3	2	0	0	0	0	1	23	
02	TOYE, Joe	g	1-2	1-1	0-0	0	0	0	0	3	1	0	0	0	6	
10	WATKINS, Nathan	g	0-0	0-0	0	0	0	0	0	0	0	0	0	0	2	
11	ROBERSON, Jeff	g	3-5	1-2	3-5	4	3	7	10	0	0	0	0	0	20	
14	JOSEPHS, Carter	g	0-0	0-0	0	0	0	0	0	1	0	0	0	0	3	
20	MCGLOIN, Phillip	g	0-2	0-1	0-0	0	2	2	4	0	0	0	0	0	2	
21	SEHIC, Samir	g	0-1	0-0	0	0	1	1	1	0	0	0	0	0	4	
40	CRESSLER, Nolan	g	1-4	0-2	0	1	3	4	1	2	2	1	0	0	15	
40	HENDERSON, Josh	g	2-3	0-0	5-6	2	0	2	4	9	0	0	0	0	11	
Team		0														
Totals		31-63	7-17	17-22	13	30	43	25	86	14	8	4	6	200		

FG % 1st Half: 16-30 53.3% 2nd half: 15-33 45.5% Game: 31-63 49.2%
3FG % 1st Half: 4-9 44.4% 2nd half: 3-8 37.5% Game: 7-17 41.2%
FT % 1st Half: 7-8 87.5% 2nd half: 10-14 71.4% Game: 17-22 77.3%

Wake Forest 64 • 3-2

#	Player	Total		3-Ptr		Rebounds		FT		PF		A		T		Min
		FG	FGA	FG	FGA	FT	FTA	Off	Def	Off	Def	Off	Def	Off	Def	
44	Mitoglou,Dinos	f	2-5	1-3	4-4	1	1	2	3	9	0	1	0	0	24	
02	Thomas,Devlin	c	3-7	0-0	7-11	2	4	6	2	13	0	1	0	1	23	
10	Wilkeu,Mitchell	g	0-6	0-6	0-0	1	2	3	0	0	1	1	0	1	34	
01	McClinton,Greg	g	0-2	0-0	1-1	3	2	5	3	1	0	2	1	0	17	
13	Crawford,Bryant	g	6-16	1-5	2-3	0	1	1	4	15	3	0	3	35		
04	Moore,Dorel	g	0-1	0-0	0	0	4	4	5	0	0	2	0	0	7	
20	Collins,John	g	0-0	0-0	8-9	3	5	8	3	14	0	1	0	22		
38	Frederick,Gilbert	g	0-1	0-0	0	0	1	0	0	0	0	0	0	2		
42	McGormon,Sage	g	0-0	0-0	0	0	0	0	0	0	0	0	0	1		
43	Vancorn,Trent	g	5-9	1-2	1-2	1	2	2	12	1	1	0	2	31		
40	Rike,Troy	g	0-0	0-0	0	0	1	1	0	0	0	0	0	1		
51	O'Brien,Grant	g	0-1	0-1	0-0	0	0	0	0	0	0	0	0	3		
Team		1														
Totals		19-58	3-18	23-32	16	21	37	22	64	7	12	2	7	200		

FG % 1st Half: 8-29 27.6% 2nd half: 11-29 37.9% Game: 19-58 32.8%
3FG % 1st Half: 0-6 0.0% 2nd half: 3-12 25.0% Game: 3-18 16.7%
FT % 1st Half: 12-18 66.7% 2nd half: 11-14 78.6% Game: 23-32 71.9%

Officials: Pat Driscoll, Chris Reddatter, Patrick Evans
Technical fouls: Vanderbilt-SEHIC, Samir. Wake Forest-Collins, John.
Attendance: 2400

Score by periods	1st	2nd	Total
Vanderbilt	43	43	86
Wake Forest	28	36	64

Last FG - VU 2nd-01:21, WF 2nd-01:41.
Largest lead - VU by 24 2nd-04:20, WF None.

Points	In	Off	2nd	Fast
Paint	34	14	14	10
3U	24	9	16	26

Score tied - 0 times.
Lead changed - 0 times.

Game 6 • Nov. 25, 2015

Vanderbilt..... 63
vs. Kansas..... 70
Lahaina, Hawaii (Lahaina Civic Center)

Vanderbilt 63 • 5-1

#	Player	Total		3-Ptr		Rebounds				FT		PF		A		Bk	Stl	Min			
		FG	FGA	FG	FGA	FT	FTA	Off	Def	Off	Def	Off	Def	Off	Def						
03	KORNET, Luke	f	5-12	2-7	2-2	2	2	4	1	14	1	1	4	1	1	29					
30	JONES, Damian	c	5-7	0-1	7-10	2	8	10	4	17	2	4	3	0	1	34					
04	BALDWIN IV, Wade	g	5-12	1-3	0-1	1	1	2	5	11	2	1	1	0	1	35					
05	FISHER-DAVIS, Matthe	g	0-4	0-3	0-0	0	1	1	0	2	1	0	2	0	0	18					
13	LACHANCE, Riley	g	3-7	1-3	0-0	1	3	4	7	1	1	0	0	0	0	17					
00	JUSTICE, Camron	g	3-5	1-4	2-2	0	3	3	0	0	1	0	1	0	2	19					
11	ROBERSON, Jeff	g	0-2	0-1	0-0	0	1	1	2	0	2	1	1	0	1	15					
24	CRESSLER, Nolan	g	2-6	1-5	0-0	0	4	4	5	1	1	0	0	0	0	21					
40	HENDERSON, Josh	g	0-0	0-0	0-0	0	0	0	0	0	0	0	0	0	0	2					
Team		0																			
Totals		23-56	6-27	11-15	6	26	32	21	63	11	11	8	5	200							
FG % 1st half: 41.25		2nd half: 11-27		4th half: 23-56		Game: 23-56		41.1%										Deadball % 1st half: 12.5			
FG % 2nd half: 41.25		2nd half: 12-17		4th half: 23-56		Game: 23-56		41.1%										Deadball % 2nd half: 16.7			
FT % 1st half: 25.0		2nd half: 2-12		4th half: 7-10		Game: 2-12		16.7%										Deadball % 1st half: 73.3			
FT % 2nd half: 25.0		2nd half: 2-12		4th half: 7-10		Game: 2-12		16.7%										Deadball % 2nd half: 73.3			

FG % 1st Half: 12-29 41.4% 2nd half: 11-27 40.7% Game: 23-56 41.1%
3FG % 1st Half: 4-15 26.7% 2nd half: 2-12 16.7% Game: 6-27 22.2%
FT % 1st Half: 2-3 66.7% 2nd half: 9-12 75.0% Game: 11-15 73



Game 7 • Dec. 2, 2015

Detroit 52
at Vanderbilt 102
Nashville, Tenn. (Memorial Gym)

Detroit 52 • 2-3

#	Player	Total		3-Ptr		Rebounds		PF	TP	A	TO	Bk	Stl	Min
		FG	FGA	FT	FTA	Off	Def							
00	JENKINS, Chris	f	3-9	3-6	2-2	1	0	1	2	11	0	1	0	21
11	HOGAN, Jaleel	f	0-6	0-0	2-2	3	2	5	3	2	0	3	0	15
01	WILSON, Anton	q	4-12	4-9	2-2	0	2	2	3	14	0	2	0	32
05	GRANT, Matthew	g	0-2	0-1	0-0	0	2	4	0	0	0	0	0	14
11	WILLIAMS, Jarod	g	4-7	1-2	3-4	1	4	5	0	12	2	2	0	19
02	GIBSON, Jalen	q	0-3	0-1	0-0	0	0	0	1	0	0	1	1	9
04	BRUNODIGE, Carlton	g	0-0	0-0	0-0	0	0	0	0	0	0	0	0	18
13	ROBINSON, Patrick	q	0-0	0-0	0-0	0	0	0	0	0	0	0	0	3
15	FOSTER-SMITH, Aaron	q	1-4	0-1	0-2	0	4	4	2	2	0	0	0	1
23	MCFOLEY, Josh	q	4-13	3-7	0-0	0	1	1	1	11	1	1	0	23
25	BLACKSHEAR, Gerald	q	0-6	0-0	0-0	2	4	6	2	0	0	1	0	22
Team						3	0	3						
Totals		16-70	11-27	9-12	13	21	34	22	52	4	15	1	6	200

FG % 1st Half: 6-31 19.4% 2nd Half: 10-39 25.6% Game: 16-70 22.9%
3FG % 1st Half: 4-13 30.8% 2nd Half: 7-14 50.0% Game: 11-27 40.7%
FT % 1st Half: 4-4 100.0 2nd Half: 5-8 62.5% Game: 9-12 75.0%

Vanderbilt 102 • 6-1

#	Player	Total		3-Ptr		Rebounds		PF	TP	A	TO	Bk	Stl	Min
		FG	FGA	FT	FTA	Off	Def							
03	KORNET, Luke	f	1-1	0-0	0	3	8	11	2	2	1	0	0	16
30	JONES, Damian	c	4-6	0-1	2-7	2	1	3	2	10	0	2	1	15
04	BALDWIN IV, Wade	q	5-8	2-4	8-9	0	4	4	0	20	3	4	0	22
13	LaCHANCE, Riley	g	3-7	2-4	2-2	0	5	1	1	10	5	0	1	28
24	CRESSLER, Nolan	q	6-12	2-6	0-0	0	2	2	14	2	0	0	0	18
02	TOYE, Joe	q	3-5	0-1	4-6	0	4	4	10	0	1	0	0	12
05	FISHER-DAVIS, Matthe	g	4-8	4-6	0-0	1	4	5	0	12	1	1	0	21
10	WATKINS, Nathan	q	0-0	0-0	0	1	1	0	0	0	0	0	0	6
11	ROBINSON, Jeff	q	3-5	1-2	1-2	2	3	5	1	8	1	0	2	17
14	JOSEPHS, Carter	q	1-1	0-0	0-0	0	1	1	1	2	3	3	0	8
20	McGLOVIN, Phillip	q	1-2	0-1	0	0	0	0	0	2	0	0	0	5
21	SEHIC, Samir	q	0-1	0-0	1-2	1	2	3	1	1	0	0	0	10
40	HENDERSON, Josh	q	4-5	1-1	2-2	0	5	0	11	2	1	3	0	22
Team						35-61	12-26	20-30	11	42	53	14	102	18
Totals		35-61	12-26	20-30	11	42	53	14	102	18	12	11	7	200

FG % 1st Half: 16-29 55.2% 2nd Half: 19-32 59.4% Game: 35-61 57.4%
3FG % 1st Half: 7-15 46.7% 2nd Half: 5-11 45.5% Game: 12-26 46.2%
FT % 1st Half: 8-12 66.7% 2nd Half: 12-18 66.7% Game: 20-30 66.7%

Officials: Ron Groover, John Hampton, Lamar Simpson
Technical fouls: Detroit-None. Vanderbilt-None.
Attendance: 9958

Score by periods	1st	2nd	Total
Detroit	20	32	52
Vanderbilt	47	55	102

Last FG - DETROIT 2nd-02:17, VU 2nd-00:24.
Largest lead - DETROIT by 5 1st-17:09, VU by 52 2nd-07:06.

NASHVILLE - Vanderbilt held Detroit to just five made field goals inside the arc. Coach Kevin Stallings was a bit more upset that his Commodores gave up 11 3-pointers, even in a rout.

Wade Baldwin IV led seven Commodores in double figures with 20 points, and No. 16 Vanderbilt beat Detroit 102-52 in a quick stop at home.

The Commodores (6-1) played their first game since finishing second to Kansas in the Maui Invitational last week, and they visit No. 25 Baylor on Sunday. This was the first time Vanderbilt has had six players in double figures since Nov. 11, 2008, against Central Arkansas, and the Commodores hadn't scored 100 since Feb. 12, 2012, in a 102-76 win at Mississippi.

Nolan Cressler scored 14 points, his most since transferring to Vanderbilt. Matthew Fisher-Davis hit four 3-pointers in scoring a season-high 12 points. Josh Henderson finished with 11, and Damian Jones, Riley LaChance and Joe Toye all had 10 each.

Anton Wilson led Detroit (2-3) with 14 points. Jarod Williams had 12, and Chris Jenkins and Josh McFolley each had 11.

The Horizon League team came in tied for second in the nation scoring 96 points a game and scored the first five points. The Titans were tied twice.

Then Vanderbilt shook off its jet lag going on a 31-7 spurt that featured 14 straight points as the Titans missed 11 straight shots. The Commodores also strung together another 10-0 run as they just kept pushing their lead with a 3-pointer by Fisher-Davis putting them up 36-14 with 3:26 left.

Then the Titans hit three straight buckets, including back-to-back 3s. That prompted Stallings to take a timeout, and he slammed his dry erase board down on the floor as his Commodores huddled around.

Vanderbilt finished the half scoring the final nine points in leading 47-20 at halftime.

In the second half, the Commodores led by as much as 50 when Cressler hit a 3 with 7:55 left at 86-36. They matched with the final margin with Stallings playing 13 players.

Game 8 • Dec. 6, 2015

Vanderbilt 67
at Baylor 69
Waco, Texas (Ferrell Center)

Vanderbilt 67 • 6-2 #16/13

#	Player	Total		3-Ptr		Rebounds		PF	TP	A	TO	Bk	Stl	Min
		FG	FGA	FT	FTA	Off	Def							
03	KORNET, Luke	f	2-4	1-2	2-2	2	2	4	4	7	1	2	1	18
30	JONES, Damian	c	2-7	0-0	5-6	3	5	8	1	9	6	3	3	31
04	BALDWIN IV, Wade	q	7-9	3-4	2-2	0	4	4	5	19	4	3	0	29
05	FISHER-DAVIS, Matthe	g	4-9	3-7	0-1	1	4	5	2	11	3	2	1	37
13	LaCHANCE, Riley	q	2-8	1-4	2-2	0	1	1	0	7	1	1	0	37
11	ROBINSON, Jeff	q	2-3	0-0	0-0	1	2	3	2	4	0	4	0	24
24	CRESSLER, Nolan	q	3-7	2-4	0-2	1	1	2	2	8	2	2	0	18
40	HENDERSON, Josh	q	0-0	0-0	2-2	0	2	2	1	2	0	0	0	6
Team						1	2	3						
Totals		22-47	10-21	13-17	9	23	32	17	67	17	17	6	6	200

FG % 1st Half: 12-23 52.2% 2nd Half: 10-24 41.7% Game: 22-47 46.8%
3FG % 1st Half: 5-10 50.0% 2nd Half: 5-11 45.5% Game: 10-21 47.6%
FT % 1st Half: 3-4 75.0% 2nd Half: 10-13 76.9% Game: 13-17 76.5%

Baylor 69 • 6-1 #25/23

#	Player		Total	3-Ptr		Rebounds		PF	TP	A	TO	Bk	Stl	Min
				FG	FGA	FT	FTA							
02	Gathers, Rico	f	5-15	0-0	0-0	8	5	13	5	10	3	0	0	29
21	Prince, Taurean	f	10-19	4-7	6-9	4	1	5	1	30	2	1	0	37
11	Medford, Lester	g	6-12	1-2	2-4	0	3	3	3	15	5	1	0	36
24	Wainright, Ishmail	g	1-7	0-1	0-0	3	4	7	4	2	4	3	1	32
25	Freeman, AJ	g	0-4	0-1	2-2	0	3	3	1	2	3	2	0	29
03	Lindsey, Jake	q	1-1	0-0	0-0	0	1	1	0	2	0	0	0	4
05	Motley, Johnathan	q	3-7	0-0	2-5	3	0	3	1	8	1	1	0	20
22	McClure, King	q	0-0	0-0	0	1	1	0	0	1	0	0	0	11
31	Maston, Terry	q	0-0	0-0	0	0	0	0	1	0	0	0	0	2
Team						2	1	3						
Totals			26-65	5-11	12-20	20	19	37	69	18	7	3	7	200

FG % 1st Half: 13-32 40.6% 2nd Half: 13-33 39.4% Game: 26-65 40.0%
3FG % 1st Half: 3-6 50.0% 2nd Half: 2-5 40.0% Game: 5-11 45.5%
FT % 1st Half: 5-7 71.4% 2nd Half: 7-13 53.8% Game: 12-20 60.0%

Officials: Doug Simmons, Patrick Adams, Roger Ayers
Technical fouls: Vanderbilt-None. Baylor-None.
Attendance: 7088

Fouled Out: Vanderbilt: #4 Baldwin IV 0:42; Baylor: #2 Gathers 0:41

Score by periods	1st	2nd	Total
Vanderbilt	32	35	67
Baylor	34	35	69

Last FG - VU 2nd-03:40, BU 2nd-00:42.
Largest lead - VU by 13 2nd-11:54, BU by 8 1st-02:20.

WACO, Texas - The Commodores couldn't hold on after scoring 17 points in a row midway through the second half, as Baylor erased a 13-point deficit on way to a 69-67 victory when Lester Medford made a 3-pointer while being fouled in the final minute.

The Bears (6-1) missed nine shots in a row before Prince hit a 3-pointer to finally end their scoring drought and start a stretch when Vanderbilt (6-2) had four of its 17 turnovers. Prince had seven points in the 13-0 run to get the Bears even, including a one-hander off the glass while falling down and his steal that led to a fadeaway jumper.

Wade Baldwin IV had 19 points for the Commodores, but fouled out when he knocked down Medford on the game-winning shot with 42 seconds left -- the last points scored in the game. Fisher-Davis had 11 points.

Fisher-Davis had a pair of 3-pointers and two assists in the 17-0 run over a 5-minute span. His later assist came on Baldwin's run-capping 3-pointer that put Vandy up 52-39.

But it was 52-all when Ismail Wainright drove the baseline for a two-handed slam with 8:40 left.

Medford finished with 15 points. Rico Gathers had 10 points and 13 rebounds, becoming Baylor's career rebounding leader.

Medford stayed sitting on the floor, gritting his teeth and shaking both fists as teammates gathered around the point guard after his big 3 from the left corner.

Gathers fouled out while going for the rebound when Medford missed his free throw. But Nolan Cressler missed two free throws at the other end for Vanderbilt.

The Commodores got off two shots in the final 4 seconds, including Cressler's baseline jumper after a rebound.

Game 9 • Dec. 9, 2015

Dayton 72
at Vanderbilt 67
Nashville, Tenn. (Memorial Gym)

Dayton 72 • 7-1

#	Player	Total		3-Ptr		Rebounds		PF	TP	A	TO	Bk	Stl	Min
		FG	FGA	FT	FTA	Off	Def							
25	POLLARD, Kendall	f	7-10	1-1	6-9	2	1	3	4	21	0	1	0	1
05	McELVENE, Steve	c	5-9	0-0	0-0	5	4	9	4	10	1	1	1	24
03	DAVIS, Kyle	g	1-3	0-1	3-4	0	4	2	5	2	1	0	0	31
04	COOKE, Charles	q	3-10	0-2	1-4	0	2	2	3	7	2	2	0	1
11	SMITH, Scoochie	g	5-16	1-5	2-4	3	2	5	1	13	4	1	0	30
01	DAVIS, Darrell	q	3-5	1-2	1-1	0	4	2	8	0	2	0	0	20
02	MILLER, Sam	q	1-2	0-1	0-0	3	3	6	4	2	0	2	0	20
15	CROSBY, John	q	1-3	1-2	0-0	0	1	1	0	3	0	0	0	4
20	WILLIAMS, Keyrius	q	1-2	1-1	0-0	3	3	3	1	0	0	0	0	16
22	WEHRLE, Bobby	q	0-0	0-0	0-0	0	0	0	0	0	0	0	0	1
Team						2	2							
Totals		27-60	5-15	13-22	15	26	41	21	72	9	12	1	7	200

FG % 1st Half: 11-33 33.3% 2nd Half: 16-27 59.3% Game: 27-60 45.0%
3FG % 1st Half: 3-10 30.0% 2nd Half: 2-5 40.0% Game: 5-15 33.3%
FT % 1st Half: 7-9 77.8% 2nd Half: 6-13 46.2% Game: 13-22 59.1%

Vanderbilt 67 • 6-3

#	Player	f	c	Total		3-Ptr		Rebounds				PF	TP	A	TO	Bk	Stl	Min
				FG	FTA	FG	FTA	FTF	DR	PR								
11	ROBERSON, Jeff	f	0	0	0	0	1	2	0	3	3	4	1	1	1	0	1	29
30	JONES, Damian	c	7	12	0	0	4	8	4	4	8	3	18	2	1	2	1	33
6	BAUDWIN IV, Wade	f	4	12	2	2	10	11	3	3	3	18	2	4	0	1	2	27
13	DAVIS, Matthew	g	4	8	3	6	0	0	0	7	7	1	1	2	0	2	27	27
13	LACHANCE, Riley	g	1	10	3	6	0	0	1	2	3	4	11	1	3	0	0	36
02	TOYE, Joe	g	1	4	0	0	0	0	2	2	2	1	2	0	0	0	0	12
21	SEHIC, Samir	c	0	0	0	0	0	0	0	0	0	1	0	0	0	0	0	12
10	CRESSLER, Nolan	f	4	12	2	3	0	0	0	0	0	3	4	0	0	0	0	14
40	HENDERSON, Josh	f	2	0	2	0	1	4	0	2	2	3	4	0	1	1	0	15
	Team								1	0	1							



Game 10 • Dec. 19, 2015

Wofford 56

vs. Vanderbilt..... 80

Nashville, Tenn. (Memorial Gym)

Wofford 56 • 3-7

#	Player	FG	Total	3-Ptr	FGA	FT	FTA	Off	Def	TP	PF	A	TO	Bk	St	Min
24	Justin Gordon	f	4-11	2-3	1-2	0	5	5	2	11	1	1	1	0	0	26
31	CJ Neumann	f	1-1	0-0	0-0	0	3	3	3	2	0	0	0	0	1	21
03	Eric Garcia	f	3-9	3-6	0-0	1	3	4	0	9	1	2	0	1	1	27
12	Spencer Collins	g	5-14	1-3	2-2	3	2	5	3	13	1	0	0	1	1	30
20	Jaylen Allen	g	2-5	0-1	1-2	1	2	3	2	5	3	0	0	1	1	14
02	Derrick Brooks	g	1-3	0-1	0-0	0	0	3	2	1	0	0	1	1	1	17
02	Jimmy Jent		0-0	0-0	0-0	0	1	1	0	0	0	0	0	0	0	1
03	Fletcher Magee		2-5	0-2	0-0	0	3	3	0	4	1	1	0	0	0	21
04	Zach Kortowski		1-1	0-0	0-0	0	0	0	2	0	0	0	0	0	1	1
11	Bobby Perez		0-0	0-0	0-0	0	0	0	0	0	1	0	0	0	0	1
15	Trevor Stumpie		1-3	1-3	0-0	0	0	1	3	0	0	0	0	0	0	8
33	Cameron Jackson		0-4	0-1	0-1	0	2	2	4	0	0	0	0	1	1	15
35	Ryan Sawvell		0-3	0-0	0-0	0	1	1	0	0	0	1	0	0	0	5
40	Eric Wagenlander		1-1	0-0	0-0	0	0	0	3	0	0	0	0	0	1	1
50	Matthew Pegram		0-1	0-0	2-2	0	2	2	5	2	0	1	2	0	12	20
Team																
Totals			21-61	8-21	6-9	5	25	30	23	56	9	6	2	6	2	200
FG % 1st Half: 7-31 22.6% 2nd half: 14-30 46.7% Game: 21-61 34.4% Deadball																
3FG % 1st Half: 4-9 44.4% 2nd half: 4-12 33.3% Game: 8-21 38.1% Rebounds																
FT % 1st Half: 1-2 50.0% 2nd half: 5-7 71.4% Game: 6-9 66.7% 1																

Vanderbilt 80 • 7-3

#	Player	FG	Total	3-Ptr	Reb	Def	Off	PF	TP	A	TO	Bk	St	Min
11	ROBERSON, Jeff	f	4-8	1-3	4-4	0	7	7	2	13	1	1	0	30
38	JONES, Darman	c	7-13	0-0	7-10	3	4	7	0	21	1	2	4	28
04	BALDWIN IV, Wade	g	3-5	2-2	2-4	0	5	5	3	10	5	2	0	20
05	FISHER-DAVIS, Matthe	g	3-6	3-4	1-2	2	9	11	0	10	0	0	0	22
13	LACHANCE, Riley	g	2-4	2-2	0-0	0	0	2	6	2	0	0	0	29
02	TOYE, Joe		2-3	1-1	1-2	0	2	2	2	6	1	0	1	16
10	WATKINS, Nathan		0-0	0-0	0-0	0	0	0	0	0	0	0	0	2
14	JOSEPHS, Carter		0-0	0-0	0-0	0	1	1	0	4	0	0	0	8
20	MCGLOIN, Phillip		1-2	1-2	0-0	0	0	0	0	3	0	0	0	1
21	SEHIC, Samir		0-1	0-0	0-0	1	0	1	2	0	1	1	0	8
24	CRESSLER, Nolan		1-3	0-2	0-0	0	2	2	1	2	0	2	0	22
40	HENDERSON, Josh		2-5	0-0	5-5	0	4	4	3	9	0	1	0	14
Totals			25-50	10-17	20-27	6	37	43	15	80	14	11	5	1200
FG % 1st Half: 12-24		50.0%		2nd half: 13-26		50.0%		Game: 25-50		50.0%		Deadball		
3FG % 1st Half: 6-8		75.0%		2nd half: 4-8		50.0%		Game: 10-17		58.8%		Rebounds		
FT % 1st Half: 5-9		55.6%		2nd half: 15-18		83.3%		Game: 20-27		74.1%		1		

Officials: Tim Gattis, Glenn Tuit, Kevin Fehr
Technical fouls: Wofford-None. Vanderbilt-None.

Attendance: 10667

Score by periods	1st	2nd	Total
Wofford	19	37	56
Vanderbilt	35	45	80

Points	In	Off	2nd	Fast
Wofford	30	9	4	7
VU	30	5	9	4

Last FG - Wofford 2nd-00:09, VU 2nd-00:18.
Largest lead - Wofford by 3 1st-17:10, VU by 29 2nd-02:12.Score tied - 3 times.
Lead changed - 4 times.

NASHVILLE - Vanderbilt coach Kevin Stallings gave his star center simple instructions: Try to score every time you get the ball.

Damian Jones got the message.

The 7-foot junior, projected as an first-round NBA draft pick, scored a season-high 21 points and grabbed seven rebounds, leading the Commodores to an 80-56 win over Wofford on Saturday night.

Jones scored 14 points in the first half, the most by a Commodore this season. He hit 7 of 13 from the floor and 7 of 10 from the foul line.

Jeff Roberson added 13 points and seven rebounds for the Commodores (7-3), who outrebounded the Terriers 43-30.

Vanderbilt's Matthew Fisher-Davis scored 10 points, including three 3-pointers, and grabbed a career-high 11 rebounds.

Fisher-Davis helped fill the void left by Luke Kornet, a 7-foot-1 forward who is out four to six weeks with an MCL tear in his left knee. Kornet is the team's best defender, the Southeastern Conference's leading shot blocker (2.75 bpg) and was one of the nation's top 3-point shooters among big men last season (40 percent).

Baldwin added 10 points for the Commodores, who played their first game in 10 days after finishing first semester final exams.

Spencer Collins scored 13 points and Justin Gordon added another 11 as Wofford (3-7) shot just 34.4 percent from the floor in losing their third straight.

Vanderbilt broke a tie game with a 14-3 run capped by Jones' three-point play to take a 23-12 lead with 6:17 left in the first half and made a 10-0 run capped by Fisher-Davis' 3-pointer, building their lead to 35-19 with 52 seconds left in the half.

Vanderbilt hit six of its first eight shots from beyond the 3-point arc while Wofford shot 22.6 percent from the floor in the first half, including a 3 of 22 showing from 2-point range.

The Terriers never got closer than 10 in the second half.



THE LAST TIME...

VANDERBILT INDIVIDUALS

Scoring:

Scored 25 points – Riley LaChance (26), vs. Western Carolina, 12/16/14

Scored 30 points – Jeffery Taylor (30), at Davidson, 12/7/2011

Scored 35 points – Billy McCaffrey (35), vs. Georgia, 2/24/1993

Scored 40 points – Shan Foster (42) vs. Mississippi State, 3/5/2008

Two Players Had 20 Points –

Riley LaChance (26), James Siakam (20) vs. Western Carolina, 12/16/14

Three Players Had 20 Points – Derrick Byars (28), Shan Foster (21) and Ross Neltner (20) vs. Toledo, 12/2/2006

Scored 20 Points in Two Straight Games – Riley LaChance vs. Purdue (26) 12/13/16, vs. Western Carolina (26) 12/16/14

Scored 20 Points in Three Straight Games

– John Jenkins at Ole Miss (26), 2/16/2012, at Georgia (28), 2/19/2012, vs. S. Carolina (21), 2/22/2012

Scored 20 Points in Four Straight Games –

John Jenkins vs. Monmouth (25), 11/25/11, vs. Xavier (20), 11/28/11, at Louisville (27), 12/2/2011, at Davidson (22), 12/7/2011

Scored 20 Points in Five Straight Games –

Shan Foster vs. Georgia (29), 2/23/2008; vs. Tennessee (32), 2/26/2008; at Arkansas (22), 3/1/2008; vs. Mississippi State (42), 3/5/2008; at Alabama (21), 3/8/2008

Scored 20 Points in Six Straight Games –

Shan Foster vs. Georgia (29), 2/23/2008; vs. Tennessee (32), 2/26/2008; at Arkansas (22), 3/1/2008; vs. Mississippi State (42), 3/5/2008; at Alabama (21), 3/8/2008; vs. Auburn (26), 3/13/2008

Five Players Scored in Double Figures –

James Siakam (14), Damian Jones (15), Wade Baldwin IV (20), Matthew Fisher-Davis (12), Luke Kornet (12), vs. South Dakota State (3/20/15)

Seven Players Scored in Double Figures –

Damian Jones (10), Wade Baldwin IV (20), Riley LaChance (10), Nolan Cressler (14), Joe Toye (10), Matthew Fisher-Davis (12), Josh Henderson (11), vs. Detroit (12/2/15)

Four Players with 15 or more points –

Jeffery Taylor (20), John Jenkins (17), Brad Tinsley (16), Lance Goulbourne (16), Festus Ezeli (15) at LSU, 2/26/2011

Double-Doubles:

Double-Double – Matthew Fisher-Davis (10 points, 11 rebounds) vs. Wofford, 12/19/15)

20-10 game – Damian Jones (20 points, 15 rebounds) vs. Tennessee, 3/12/15

30-10 game – A.J. Ogilvy (33 points, 10 rebounds) vs. Oregon, 11/11/2011

Back-to-back 20-10 games – Matt Freije vs. South Carolina (26 points, 11 rebounds)

1/28/04; vs. Kentucky (20 points, 11 rebounds) 1/31/04

Double-Double in Points and Rebounds – Matthew Fisher-Davis (10 points, 11 rebounds) vs. Wofford, 12/19/15)

Double-Double in Points and Assists – Kyle Fuller (12 points, 10 assists) vs. Tennessee, 2/5/2014

Double-Double in Points and Blocks – Never

Double-Double in Points and Steals – Never

Double-Double in Two Consecutive games

– Damian Jones vs. Wake Forest (17 points, 10 rebounds) 11/24/2015, vs. Kansas (17 points, 10 rebounds) 11/25/2015

Double-Double in three consecutive games – Dan Langhi vs. Notre Dame (33 points, 10 rebounds) 11/21/1998; vs. Morehead State (18 points, 10 rebounds) 11/24/1998;

vs. Ohio State (14 points, 17 rebounds) 11/28/1998

Two players record double-double –

Damian Jones (24 points, 12 rebounds), Luke Kornet (10 points, 10 rebounds) vs. Trevecca, 11/16/2014

Triple-Doubles:

Triple-Double – Brad Tinsley (11 points, 10 rebounds, 10 assists) vs. Presbyterian, 11/12/2010

Field Goals:

Made 10 FG in a game – Damian Jones (10) at Saint Mary's, 3/18/15

Made 11 FG in a game – Kedren Johnson (11) vs. Davidson, 11/22/2012

Made 12 FG in a game – Jeffery Taylor (12) vs. Longwood, 12/19/2011

Made 16 FG in a game – Shan Foster (16) vs. Mississippi State, 3/5/2008

Attempted 15 FG in a game – Riley LaChance (16) vs. S. Carolina, 2/7/15

Attempted 16 FG in a game – Riley LaChance (16) vs. S. Carolina, 2/7/15

Attempted 17 FG in a game – Rod Odom (18) vs. LSU, 3/6/14

Attempted 18 FG in a game – Rod Odom (18) vs. LSU, 3/6/14

Attempted 19 FG in a game – Rod Odom (19) vs. Missouri, 1/16/14

Attempted 20 FG in a game – Kyle Fuller (21), at S. Carolina, 2/13/2014

Three-Pointers:

Made 5 3-pointers in a game –

Riley LaChance (5), at Ole Miss, 3/7/2015

Made 6 3-pointers in a game – Matthew Fisher-Davis (6) at Stanford, 3/24/2015

Made 7 3-pointers in a game – John Jenkins (7) vs. Lafayette, 12/21/2011

Made 8 3-pointers in a game – Shan Foster (8) vs. UMass, 1/5/2008

Made 9 3-pointers in a game – Shan Foster (9) vs. Mississippi State, 3/5/2008

Attempted 10 3-pointers in a game – Matthew Fisher-Davis (13) at Stanford, 3/24/14

Attempted 15 3-pointers in a game – John Jenkins (16) vs. Oregon, 11/11/2011

Free Throws:

Made 10 FT in a game – Wade Baldwin IV (10), vs. Dayton, 12/9/15

Made 12 FT in a game – James Siakam (12) vs. Western Carolina, 12/16/14

Made 13 FT in a game – A.J. Ogilvy (13) vs. DePaul, 12/5/2009

Made 18 FT in a game – Matt Freije (18) vs. Indiana, 11/24/2003

Attempted 12 FT in a game – James Siakam (13) vs. Western Carolina, 12/16/14

Attempted 14 FT in a game – James Siakam (14) vs. Texas A&M, 2/15/2014

Attempted 15 FT in a game – Eric McClellan (15) at Texas, 12/2/2013

Rebounds:

10 Rebounds in a game – Matthew Fisher-Davis (11) vs. Wofford, 12/19/15

15 Rebounds in a game – Damian Jones (15) vs. Tennessee, 3/12/15

10+ Rebounds in Three Consecutive Games – Lance Goulbourne (16) vs. Ole Miss, 1/19/2011; (10) vs. St. Mary's, 1/22/2011; (12) at Miss. State, 1/27/2011

Assists:

8 Assists – Riley LaChance (8) at Ole Miss (3/7/15)

9 Assists – Wade Baldwin IV (9) vs. South Dakota State, 3/20/2015

10 Assists – Wade Baldwin IV (10) vs. Tennessee State, 11/23/14

11 Assists – Mario Moore (13) vs. Arkansas, 2/19/2005

12 Assists – Mario Moore (13) vs. Arkansas, 2/19/2005

13 Assists – Mario Moore (13) vs. Arkansas, 2/19/2005

14 Assists – Billy McCaffrey (14) vs. Kentucky, 1/13/1993

5+ Assists in Four Consecutive Games – Shelton Mitchell (6) vs. Purdue 12/13/14; (5) vs. Western Carolina 12/16/14; (6) vs. Georgia Tech 12/20/14; (7) vs. Penn 12/22/14

8+ Assists in Two Consecutive Games – Atiba Prater (9) at Georgia, 2/2/2000; (9) vs. Boston College, 2/6/2000

Blocks:

4 Blocked Shots – Damian Jones (4) vs. Wofford, 12/19/15

5 Blocked Shots – Luke Kornet (5) vs. Detroit, 12/2/15

6 Blocked Shots – Damian Jones (6) vs. Missouri, 2/21/15

7 Blocked Shots – Damian Jones (7) at S. Carolina, 2/13/14

Steals:

4 Steals – Riley LaChance (4) at Saint Mary's, 3/18/15

5 Steals – Riley LaChance (5) vs. Penn, 12/22/2014

6 Steals – Dan Cage (6) vs. Furman, 11/28/2006

7 Steals – James Strong (8) vs. Morehead State, 11/24/1998

8 Steals – James Strong (8) vs. Morehead State, 11/24/1998

Minutes:

Played every minute – Rod Odom vs. Florida, 2/25/14

Played over 40 minutes – Shelton Mitchell (46), Riley LaChance (42) vs. Yale (1/3/15)

All 5 starters played 40 minutes – Steve Tchiengang (40), Brad Tinsley (40), Lance Goulbourne (41), Jeffery Taylor (41), and John Jenkins (41), at Louisville, 12/2/2011

Fouls:

Technical Foul – TEAM, vs. Stony Brook, 11/19/15

Fouled Out – Wade Baldwin IV, at Baylor, 12/6/2015

Two Players Fouled Out – James Siakam, Eric McClellan, Damian Jones at Butler, 11/19/2013

Three Players Fouled Out – James Siakam, Eric McClellan, Damian Jones at Butler, 11/19/2013

TEAM

Started the game with Opponent Technical Foul – Furman bench, 12/22/2008

Scored 95 or more points – 102 vs. Detroit, 12/2/15 (W, 102-52)

Scored 100 or more points – 102 vs. Detroit, 12/2/2015 (W, 102-52)

Scored 100 or more points (SEC game) – 102 at Ole Miss, 2/16/2012 (W, 102-76)

Scored 110 or more points – 113 vs. Alabama A&M 12/30/1998 (W, 113-71)

Scored 110 or more points (SEC game) – 111 vs. Alabama 2/21/1972 (W, 111-91)

Scored 120 or more points – 130 vs. Ole Miss 12/22/1970 (W, 130-112)

Scored 120 or more points (SEC game) – 130 vs. Ole Miss 12/22/1970 (W, 130-112)

Scored 130 or more points – 130 vs. Ole Miss 12/22/1970 (W, 130-112)

Scored Less than 50 points – 38 at Tennessee (L, 76-38), 3/1/2014

Scored Less than 40 points – 38 at Tennessee (L, 76-38), 3/1/2014

Scored 20 or less points in half – 18 (1st half), 20 (2nd half) at Tennessee, 3/1/14, (L, 76-38)

Scored 90+ points in three consecutive games – 95 vs. Bradley, 11/24/2007 (W, 95-86); 91 vs. South Alabama, 11/29/2007 (W, 91-88); vs. Georgia Tech, 12/1/2007 (W, 92-79)

Allowed 90 or more points – 94, Florida, 1/25/2009 (L, 69-94)

Allowed 100 or more points – 106, Kentucky, 3/5/2003 (L, 44-106)

Allowed Less than 50 points – 41, vs. Austin Peay, 11/13/2015 (W, 80-41)

Allowed 40 or Less points – 31, at Mississippi State, 2/23/2013 (W, 72-31)

Shot 60% or better – .609 vs. Tenn. St., 11/23/14 (W, 78-46)

Shot 60% or better from three – .643 vs. Purdue, 12/13/14 (W, 81-71)

Shot over 67% FG – .679 vs. TSU, 12/19/2009 (W, 84-71)

Shot 50% or better – .500 vs. Wofford (12/19/15)

Shot lower than 30% – .224 at Florida 3/1/2014 (L, 76-38)



THE LAST TIME...

Allowed 60% shooting - .612 at Florida, 2/21/2009 (L, 68-82)
Scored 100 points in two consecutive games - 111 vs. North Alabama 12/20/1980 (W, 111-79) and 111 vs. Memphis 12/23/1980 (W, 111-96)
Scored 100 points in three consecutive games - Never
Scored 100 points in Consecutive SEC games - 104 vs. LSU 2/19/1972 (W, 104-83) and 111 vs. Alabama 2/21/1972 (W, 111-91)
Won game by 70 points or more - 71 vs. Union (Tenn.) (W, 95-24), 1911-12
Won game by 60 points or more - 71 vs. Union (Tenn.) (W, 95-24), 1911-12
Won game by 50 points or more - 50 vs. Detroit (W, 102-52) 12/2/2015
Lost by 25 or More Points - at Tennessee, 3/1/2014 (L, 76-38)
Game decided by one point - vs. Georgia, 2/27/2013 (W, 63-62)
Two consecutive games decided by one point - at South Carolina (L, 70-71) 1/7/1998 and Tennessee (W, 80-79) 1/10/1998
Three consecutive games decided by one point - Never
Shot 90% or Better from Free Throw Line - 94.4% vs. Georgia (17-18) 2/27/2013
Shot less than 50% from Free Throw Line - 46.9% vs. Morgan State (15-32) 11/23/13
Shot less than 20% from 3PT - .150 (3-20) vs. Ole Miss 1/22/14 (L, 63-52)
Attempted 30 FT - 30 (20-30) vs. Detroit, 11/16/2015
Attempted 35 FT - 37 (22-37) vs. Lipscomb, 12/2/2015
Attempted 40 FT - 42 (29-42) vs. Florida, 2/3/2015
Attempted five or less FT - 3 vs. Chaminade, 11/24/2009
Made 30 FT - 38, vs. Western Carolina, 12/16/14
Made 15 3FG - 17 vs. Ole Miss, 1/15/2013
Won an Overtime Game - vs. Stony Brook 11/19/15 (W, 79-72)
Lost an Overtime Game - vs. Tennessee, 2/11/2015 (L, 76-73)
Played Two Overtimes - vs. Yale 1/3/15 (W, 79-74)
Played Three Overtimes - at Ole Miss 2/17/1982 (L, 51-48)
Played Four Overtimes - at Ole Miss 2/17/1982 (L, 51-48)
Played consecutive games that went to overtime - vs. Xavier 11/28/2011 (L, 82-70) and at Louisville, 12/2/2011 (L, 62-60)
Had 20 Turnovers - 26 at Arkansas, 1/12/2013
Had fewer than 10 Turnovers in two straight games - at Florida (9) 3/6/2013, vs. South Carolina (9) 3/9/2013
Had 10 Blocks - 11, vs. Detroit 12/2/15

OPPONENT - INDIVIDUALS

Scoring:
Scored 25 points - Wayne Selden Jr. (25) vs. Kansas, 11/25/15
Scored 30 points - Taurean Prince (30) at Baylor, 12/6/15
Scored 35 points - Rotnei Clarke (36), Butler, 1/29/2011
Scored 40 points - Morris Almond (44), Rice, 1/3/2007

Two Players Had 20 Points - Bobby Portis (32), Michawli Qualls (20) at Arkansas 1/10/15
Five Players Scored in Double Figures M.J. Rhett (18), Jarvis Summers (16), Stefan Moody (14), Sebastian Saiz (12), LaDarius White (10) at Ole Miss, 3/7/2015
Six Players Scored in Double Figures - Bam Doyne (22), Dwayne Curtis (12), Todd Abernethy (11), Clarence Sanders (11), Polynice (10) and Williams (10), vs. Ole Miss, 1/27/2007
Four Players with 15 or more points - Erik Daniels (20), Marquis Estill (17), Kelenna Azubuike (16) and Gerald Fitch (15) vs. Kentucky, 3/5/2003

Double-Doubles:

Double-Double - Rico Gathers, Baylor (10 points, 13 rebounds), 12/6/2015
Triple-Double - Sam Muldrow (16 points, 14 rebounds and 10 blocks) at South Carolina, 1/8/2010
20-10 game - Jameel Warney, Stony Brook (22 points, 11 rebounds), 11/19/2015
30-10 game - Morris Almond (44 points, 12 rebounds) at Rice, 1/3/2007

Double-Double in Points and Rebounds

- Rico Gathers, Baylor (10 points, 13 rebounds), 12/6/2015
Double-Double in Points and Assists - Nick Calathes (15 points, 10 assists) at Florida, 1/27/2008
Two players record double-doubles - Jordan Mickey (25 points, 11 rebounds), Jarell Martin (19 points, 12 rebounds), vs. LSU, 1/24/2015

Field Goals:

Made 10 FG in a game - Prince Taurean, at Baylor (10) 12/6/2015
Made 11 FG in a game - Jordan Mickey, vs. LSU (12), 1/24/15
Made 12 FG in a game - Jordan Mickey, vs. LSU (12), 1/24/15
Made 13 FG in a game - Bobby Portis, at Arkansas (13), 1/10/15
Attempted 15 FG in a game - Cody Larson, vs. S. Dakota St. (15), 3/20/2015
Attempted 16 FG in a game - Scoochie Smith vs. Dayton (16) 12/9/2015
Attempted 17 FG in a game - Aaron Bright, at Saint Mary's (18), 3/18/15
Attempted 18 FG in a game - Jameel Warney, Stony Brook (18) 11/19/2015
Attempted 19 FG in a game - Taurean Prince (19) at Baylor, 12/6/2015
Attempted 20 FG in a game - Kadeem Jack (23) vs Rutgers, 11/28/14
Attempted 25 FG in a game - Courtney Fortson (27) vs. Arkansas, 3/8/2009

Three-Pointers:

Made 5 3-pointers in a game - Kenny Gaines (5) vs. Georgia, 1/14/2015
Made 6 3-pointers in a game - Rhett Harrelson vs. Western Carolina, 12/16/2014
Made 7 3-pointers in a game - Chandler Parsons (7) vs. Florida, 1/25/2009
Made 8 3-pointers in a game - Brian Sullivan (8) vs. Miami (OH), 1/2/2012

Attempted 10 3-pointers in a game - Jack Montague, vs. Yale (10), 1/3/15

Free Throws:

Made 8 FT in a game - John Collins (8) vs. Wake Forest, 11/24/15
Made 9 FT in a game - D'Shon Tayler (9) vs. Norfolk St, 11/25/14
Made 10 FT in a game - Johnny O'Bryant III, (11) at LSU, 1/18/14
Made 11 FT in a game - Jordan Clarkson, (11) at Missouri, 2/19/14
Made 17 FT in a game - Morris Almond (17) at Rice, 1/3/2007

Attempted 10 FT in a game - Devin Thomas (11) vs. Wake Forest, 11/24/2015

Attempted 13 FT in a game - Johnny O'Bryant III, (14) at LSU, 1/18/14
Attempted 14 FT in a game - Johnny O'Bryant III, (14) at LSU, 1/18/14
Attempted 15 FT in a game - Morris Almond (19) at Rice, 1/3/2007

Rebounds:

10 Rebounds in a game - Rico Gathers (13) at Baylor, 12/6/15
15 Rebounds in a game - Shonn Miller (15) vs. Cornell, 12/17/12
18 Rebounds in a game - Daniel Northern (18) vs. Tennessee Tech, 12/20/2008
19 Rebounds in a game - Omar Samhan (19) at St. Mary's, 11/20/2009
20 Rebounds in a game - Roy Rogers (20) at Alabama, 1/3/1996

Assists

8 Assists - Myles Mack (8) vs. Rutgers, 11/28/14
9 Assists - John Wall (9) at Kentucky, 1/30/2010
10 Assists - Alex Caruso (10) at Texas A&M, 1/31/2015
11 Assists - Dee Bost (11) vs. Mississippi State, 3/11/2011
12 Assists - G.G. Smith (12) vs. Georgia, 2/3/1999

Blocks:

4 Blocked Shots - Jameel Warner, (4), vs. Stony Brook, 11/19/15
5 Blocked Shots - Karl-Anthony Towns, (7), at Kentucky, 1/20/15
6 Blocked Shots - Karl-Anthony Towns, (7), at Kentucky, 1/20/15
7 Blocked Shots - Karl-Anthony Towns, (7), at Kentucky, 1/20/15
8 Blocked Shots - Jarvis Varnado (9) vs. Mississippi State, 2/3/2010
10 Blocked Shots - Sam Muldrow (10) at South Carolina, 1/8/2011

Steals:

5 Steals - Mack Myles (5) vs. Rutgers, 11/28/14
6 Steals - Michael Frazier (6) vs. Florida, 2/2/15
7 Steals - Aaron Lucas (7) at South Carolina, 1/19/2002
8 Steals - Steve Wojciechowski (8) at Duke, 11/22/1996
Two players with 3 steals - Bobby Portis (4), Rashad Madden (3) at Arkansas, 1/10/15

Minutes:

Played every minute - Kadeem Jack, Myles Mack vs. Rutgers, 11/28/14
Played over 40 minutes - Carson Puriefoy (44), vs. Stony Brook, 11/19/15

Fouls:

Technical Foul - Anthony Perez, vs. Ole Miss, 1/22/14
Fouled Out - Matthew Pegram, vs. Wofford, 12/19/15
Three Players Fouled Out - Donte' Williams, Nemanja Djuristic, John Florveus vs. Georgia, 1/14/2012

OPPONENT - TEAM

Scored 90 or more points at Memorial Gym - 94 vs. Georgia, 2/25/2010 (VU 96, UGA 94 (OT))
Scored 100 or more points - 106 at Kentucky 3/5/2003 (L, 44-106)
Scored 110 or more points - 120 vs. Kentucky 2/7/1996 (L, 81-120)
Scored 120 or more points - 120 vs. Kentucky 2/7/1996 (L, 81-120)
Scored 130 or more points - Never
Scored Less than 50 points - 41 vs. Austin Peay, 11/13/15 (W, 80-41)
Scored Less than 40 points - 31 at Mississippi State, 2/23/2013 (W, 72-31)
Shot 50% or Better - .532 at Texas A&M, 1/31/2015 (L, 58-69)
Shot 60% or Better - .612 at Florida (UF 82, VU 68), 2/21/2009
Shot 60% or Better from 3PT - .667 (4-6), at Kentucky, 1/20/15 (L, 65-57)
Shot less than 30% FG - .229 (16-70), vs. Detroit, 12/2/15 (W, 102-52)
Shot less than 15% from 3PT - .063 (1-16), vs. Austin Peay, 11/13/15 (W, 80-41)
Held Opponent Without a 3-Pointer - vs. Nebraska, 11/18/10 (W, 59-49)
Shot 90% or Better from Free Throw Line - .913, at Georgia (23-25), 1/27/2015
Shot less than 50% from Free Throw Line - .435, vs. Tenn. St., 11/23/2014 (W, 78-46)
Attempted 30 FT - 32 at Kentucky, 1/20/15
Attempted 40 FT - 42 at Mississippi State, 2/12/2007
Attempted 45 or More FT - 49 at South Carolina, 1/28/2009
Attempted five or less FT - 1 vs. Miami (OH), 1/2/2012
Made 20 FT - 21 at Ole Miss, 3/7/2015
Made 30 FT - 32 at South Carolina, 1/28/2009
Made 0 FT - Georgia, 1/14/2009
Made 12 3PT - 12 at Kentucky, 1/30/2010
Made 15 3PT - 15 vs. Florida, 1/25/2009
Attempted 30 or more 3PT - 34 vs. Mississippi State, 2/3/2010
Had 20 Turnovers - 20 vs. MTSU, 12/21/2012

**WADE BALDWIN IV****4**Sophomore, Guard
6'3" 194 lbs.
Belle Mead, N.J.
St. Joseph HS**SEASON HIGHS**

Points: 21, vs. Stony Brook (11/19/15)
FG Made: 7, 2x, last at Baylor (12/6/15)
FG Atts: 12, 3x, last vs. Dayton (12/9/15)
3FG Made: 3, 2x, last at Baylor (12/6/15)
3FG Atts: 4, 4x, last at Baylor (12/6/15)
FT Made: 10, vs. Dayton (12/6/15)
FT Atts: 11, vs. Dayton (12/6/15)
Rebounds: 6, vs. Stony Brook (11/19/15)
Assists: 6, vs. St. John's (11/23/15)
Turnovers: 4, vs. Dayton (12/9/15)
Blocks: 1, vs. Gardner-Webb (11/16/15)
Steals: 2, 5x, last at Baylor (12/6/15)
Minutes: 37, vs. Stony Brook (11/19/15)

CAREER HIGHS

Points: 21, vs. Stony Brook (11/19/15)
FG Made: 7, 2x, last at Baylor (12/6/15)
FG Atts: 12, 3x, last vs. Dayton (12/6/15)
3FG Made: 4, 2x, last vs. Alabama (2/28/15)
3FG Atts: 5, 2x, last vs. Alabama (2/28/15)
FT Made: 10, vs. Dayton (12/6/15)
FT Atts: 11, vs. Dayton (12/6/15)
Rebounds: 10, vs. S. Dakota St. (3/20/15)
Assists: 10, vs. Tennessee State (11/23/14)
Turnovers: 4, 2x last vs. Dayton (12/6/15)
Blocks: 1, 3x, last vs. Gardner-Webb (11/16/15)
Steals: 4, 2x, last at Miss. St. (1/17/15)
Minutes: 44, vs. Tennessee (2/11/15)

MISCELLANEOUS

	2015-16	Career
Double-Digit Pts.	8	24
5+ assists	1	13

BALDWIN IV NOTEBOOK

- ✪ Scored in double figures in last six games.
- ✪ Scored team-high 19 points vs. Baylor and 20 points in win over Detroit.
- ✪ Dished out season-best six assists in win over St. John's - Averaged 12.3 points per game in three games in Maui.
- ✪ Scored career-high 21 points in win over Stony Brook; also set a career-best with seven made FG's.
- ✪ Named to the SEC All-Freshman team in 2015.
- ✪ Finished 2014-15 regular season fifth in the league in assists (4.4) in all games, and had 155 assists and only 67 turnovers in his freshman season. Led all SEC freshmen in assists. Also finished 8th in all games in steals (1.5) and 3rd in A/TO ratio (2.3) in all games.
- ✪ In league games only, finished the season fifth in steals (1.7), fourth in assists (4.54), and 8th in A/TO ratio (2.0). He led all freshmen in assists and steals in league games only.
- ✪ Finished freshman season tied for sixth all-time on the Vanderbilt single-season assist list with 155 assists.
- ✪ Recorded 50 steals in 2014-15, the second-most in last 13 seasons.
- ✪ Finished one assist shy of a triple-double vs. S. Dakota St. - had career-high 20 points and 10 rebounds, while adding nine assists.
- ✪ Won SEC Freshman of the Week after averaging 9.5 points, 7.5 assists, 6.0 rebounds, and 1.5 steals in wins over Lipscomb and Tennessee State.
- ✪ 6'3 guard from New Jersey who signed in the fall of 2013 with the Commodores...Slashing guard who played for St. Joseph Metuchen and captured a state championship his senior season with the Falcons.
- ✪ Led his St. Joseph's team to a 30-2 overall record and the Non-Public A New Jersey State Championship after averaging 15 points, 7.1 assists, 4.1 rebounds, and 2.6 steals
- ✪ Chose Vanderbilt over Connecticut, Virginia Tech, Florida State, Pittsburgh, and Minnesota

BALDWIN IV GAME-BY-GAME (SOPHOMORE)

Opponent	M	FG-A	3P-A	FT-A	Reb	PF	A	T	B	S	PTS
N13 Austin Peay*	24	6-11	1-2	1-2	4	3	4	2	0	1	14
N16 Gardner-Webb*	24	3-8	1-4	2-2	2	1	1	0	1	2	9
N19 Stony Brook	37	7-12	2-3	5-6	6	2	2	1	0	2	21
N23 vs. St. Johns*	25	2-6	1-2	4-4	3	3	6	3	0	2	9
N24 vs. Wake Forest*	22	6-8	3-4	2-2	4	2	2	3	0	2	17
N25 vs. Kansas*	35	5-12	1-3	0-1	2	5	2	1	0	1	11
D2 Detroit*	22	5-8	2-4	8-9	4	0	3	4	0	2	20
D6 @Baylor*	29	7-9	3-4	2-2	4	5	4	3	0	2	19
D9 Dayton*	31	4-12	0-2	10-11	0	3	2	4	0	1	18
D19 Wofford*	22	3-5	2-2	2-4	5	3	0	0	0	0	10
D22 @Purdue											
D30 W. Michigan											
J2 LSU											
J5 @Arkansas											
J9 @S. Carolina											
J12 Auburn											
J16 Alabama											
J20 @Tennessee											
J23 @Kentucky											
J26 Florida											
J30 @Texas											
F4 Texas A&M											
F6 @Ole Miss											
F10 Missouri											
F13 @Auburn											
F16 @Miss. State											
F20 Georgia											
F23 @Florida											
F27 Kentucky											
M1 Tennessee											
M5 @Texas A&M											

Baldwin's Overall Statistics at Vanderbilt

Year	GP	GS	Min	Avg	FG	FGA	Pct	3FG	3FGA	Pct	FT	FTA	Pct	Off	Def	Tot	Avg	PF	FO	Ast	TO	Blk	Stl	Pts	Avg
2014-15	35	24	1009	28.8	99	227	.436	43	98	.439	85	106	.802	17	128	145	4.1	86	3	155	67	4	50	326	9.3
2015-16	10	9	269	26.9	48	91	.527	16	30	.533	36	43	.837	2	31	33	3.3	30	2	32	25	1	14	148	14.8
TOTAL	45	33	1278	28.4	147	318	.462	59	128	.461	121	149	.812	19	159	178	4.0	116	5	187	92	5	64	474	10.5

Year	GP	GS	Min	Avg	FG	FGA	Pct	3FG	3FGA	Pct	FT	FTA	Pct	Off	Def	Tot	Avg	PF	FO	Ast	TO	Blk	Stl	Pts	Avg
2014-15	18	15	553	30.7	52	130	.400	25	57	.439	45	56	.804	13	65	78	4.3	46	1	80	41	3	30	174	9.7
TOTAL	18	15	553	30.7	52	130	.400	25	57	.439	45	56	.804	13	65	78	4.3	46	1	80	41	3	30	174	9.7

**DJERY BAPTISTE****12**

Freshman, Center
6'10" 235 lbs.
Gonaives, Haiti
Prestonwood Christian HS

SEASON HIGHS

Points:
FG Made:
FG Atts:
3FG Made:
3FG Atts:
FT Made:
FT Atts:
Rebounds:
Assists:
Turnovers:
Blocks:
Steals:
Minutes:

CAREER HIGHS

Points:
FG Made:
FG Atts:
3FG Made:
3FG Atts:
FT Made:
FT Atts:
Rebounds:
Assists:
Turnovers:
Blocks:
Steals:
Minutes:

MISCELLANEOUS**BAPTISTE NOTEBOOK**

- ✦ Signed with the Commodores in November of 2014...Chose the Commodores over UConn, SMU, Oregon, and USC, and was ranked the eighth-best player in the state of Texas according to ESPN.
- ✦ Originally from Haiti, Baptiste is one of the most physically impressive prospects in the 2015 class. He speaks four languages and hopes to one day be a diplomat in his native country.
- ✦ Attended the Prestonwood Christian Academy in Plano, Texas, where he averaged 10 points, 10 rebounds, three blocks, two assists, and one steal in his senior season...Helped lead his Lion teams to four consecutive state championships...Named his team's Defensive Player of the Year in his senior season.
- ✦ Djery Jean Baptiste...November 12, 1995...Son of Hebert Jean Baptiste and Wislonde Destin...Plans to major in Public Policy and Linguistics...Recipient of the Myer Family Men's Basketball Scholarship...Advice to youngsters: "Seek God."

BAPTISTE GAME-BY-GAME (FRESHMAN)

Opponent	M	FG-A	3P-A	FT-A	Reb	PF	A	T	B	S	PTS
N13 Austin Peay	DNP										
N16 Gardner-Webb	DNP										
N19 Stony Brook	DNP										
N23 vs. St. Johns	DNP										
N24 Maui	DNP										
N25 Maui	DNP										
D2 Detroit	DNP										
D6 @Baylor	DNP										
D9 Dayton	DNP										
D19 Wofford	DNP										
D22 @Purdue											
D30 W. Michigan											
J2 LSU											
J5 @Arkansas											
J9 @S. Carolina											
J12 Auburn											
J16 Alabama											
J20 @Tennessee											
J23 @Kentucky											
J26 Florida											
J30 @Texas											
F4 Texas A&M											
F6 @Ole Miss											
F10 Missouri											
F13 @Auburn											
F16 @Miss. State											
F20 Georgia											
F23 @Florida											
F27 Kentucky											
M1 Tennessee											
M5 @Texas A&M											

Baptiste's Overall Statistics at Vanderbilt

Year	GP	GS	Min	Avg	FG	FGA	Pct	3FG	3FGA	Pct	FT	FTA	Pct	Off	Def	Tot	Avg	PF	F0	Ast	TO	Blk	Stl	Pts	Avg
------	----	----	-----	-----	----	-----	-----	-----	------	-----	----	-----	-----	-----	-----	-----	-----	----	----	-----	----	-----	-----	-----	-----

Baptiste's SEC Statistics at Vanderbilt

Year	GP	GS	Min	Avg	FG	FGA	Pct	3FG	3FGA	Pct	FT	FTA	Pct	Off	Def	Tot	Avg	PF	F0	Ast	TO	Blk	Stl	Pts	Avg
------	----	----	-----	-----	----	-----	-----	-----	------	-----	----	-----	-----	-----	-----	-----	-----	----	----	-----	----	-----	-----	-----	-----

**NOLAN CRESSLER****24**RS Junior, Guard
6'4" 210 lbs.
Pittsburgh, Pa.
Cornell/Plum HS**SEASON HIGHS**

Points: 14, vs. Detroit (12/2/15)
FG Made: 6, vs. Detroit (12/2/15)
FG Atts: 12, vs. Detroit (12/2/15)
3FG Made: 2, 3x last at Baylor (12/6/15)
3FG Atts: 6, vs. Detroit (12/2/15)
FT Made: 2, vs. Gardner-Webb (11/16/15)
FT Atts: 2, 3x, last at Baylor (12/6/15)
Rebounds: 5, vs. Dayton (12/9/15)
Assists: 4, vs. Gardner-Webb (11/16/15)
Turnovers: 2, at Baylor (12/6/15)
Blocks: 1, vs. Austin Peay (11/13/15)
Steals:
Minutes: 22, 2x, last vs. Wofford (12/19/15)

CAREER HIGHS

Points: 34, vs. Brown (2/22/14)
FG Made: 11, vs. Siena (11/22/13)
FG Atts: 22, vs. Penn (3/8/14)
3FG Made: 6, vs. Brown (2/22/14)
3FG Atts: 13, at W. Michigan (11/29/13)
FT Made: 10, 2x, last vs. Brown (2/22/14)
FT Atts: 14, vs. Brown (2/22/14)
Rebounds: 9, 2x, last at Notre Dame (12/1/13)
Assists: 4, 3x, last vs. Gardner-Webb (11/16/15)
Turnovers: 4, 4x, last vs. Princeton (3/7/14)
Blocks: 1, 4x, last vs. Austin Peay (11/13/15)
Steals: 3, at Binghamton (12/30/13)
Minutes: 37, 4x, last vs. Brown (2/22/14)

MISCELLANEOUS

	2015-16	Career
Double-Digit Pts.	2	38
20+ Points		11
5+ threes		5

CRESSLER NOTEBOOK

- ✪ Scored season-high 14 points vs. Detroit on season-best six made field goals.
- ✪ Tallied 10 points vs. St. John's in Maui.
- ✪ 6'4 guard who transferred to Vanderbilt from Cornell in the summer of 2014.
- ✪ Averaged 16.8 points, 4.2 rebounds, and 1.6 assists in his sophomore season with the Big Red...Named an honorable-mention All-Ivy selection as a sophomore...Has two years of eligibility remaining after sitting out the 2014-15 season.
- ✪ Led the team in scoring with 16.8 points per game with the Big Red.
- ✪ Also averaged 4.2 rebounds, and 1.6 assists per contest.
- ✪ Scored a career-high 34 points against Brown...His 469 points ranked 14th in a single season at Cornell, while his 68 3-pointers sits 11th... He shot 41 percent from the floor and 36 percent from 3-point range while adding 4.2 rebounds and 1.6 assists per contest.
- ✪ Scored 27 points, including five 3-pointers, at 2013 MAC champion Western Michigan, and notched 25 points on 11-of-19 shooting vs. Siena, adding three rebounds and two assists.
- ✪ Opened the 2013-14 season with a bang, scoring a career-best 23 points in the season opener at Syracuse, including 20 in the first half.

CRESSLER GAME-BY-GAME (JUNIOR)

Opponent	M	FG-A	3P-A	FT-A	Reb	PF	A	T	B	S	PTS
N13 Austin Peay	22	2-5	1-3	1-2	4	3	0	1	1	0	6
N16 Gardner-Webb	18	2-3	1-2	2-2	4	1	4	1	0	0	7
N19 Stony Brook*	14	2-2	0-0	0-0	1	1	0	0	0	0	4
N23 vs. St. Johns	17	4-7	2-4	0-0	2	1	2	1	0	0	10
N24 vs. Wake Forest	15	1-4	0-2	0-0	4	1	2	1	0	0	2
N25 vs. Kansas	21	2-6	1-5	0-0	4	4	1	1	0	0	5
D2 Detroit*	18	6-12	2-6	0-0	2	2	2	0	0	0	14
D6 @Baylor	18	3-7	2-4	0-2	2	2	2	2	0	0	8
D9 Dayton	14	1-3	0-2	0-0	5	1	0	1	0	0	2
D19 Wofford	22	1-3	0-2	0-0	2	1	0	2	0	0	2
D22 @Purdue											
D30 W. Michigan											
J2 LSU											
J5 @Arkansas											
J9 @S. Carolina											
J12 Auburn											
J16 Alabama											
J20 @Tennessee											
J23 @Kentucky											
J26 Florida											
J30 @Texas											
F4 Texas A&M											
F6 @Ole Miss											
F10 Missouri											
F13 @Auburn											
F16 @Miss. State											
F20 Georgia											
F23 @Florida											
F27 Kentucky											
M1 Tennessee											
M5 @Texas A&M											

Cressler's Overall Statistics

Year	GP	GS	Min	Avg	FG	FGA	Pct	3FG	3FGA	Pct	FT	FTA	Pct	Off	Def	Tot	Avg	PF	FO	Ast	TO	Blk	Stl	Pts	Avg
2012-13	31	12	717	23.1	99	232	.427	54	134	.403	36	47	.766	29	87	116	3.7	54	0	24	31	1	19	288	9.3
2013-14	28	28	912	32.6	169	411	.411	68	187	.364	63	81	.778	20	98	118	4.2	78	3	45	59	2	14	469	16.8
2015-16	10	2	179	17.9	24	52	.462	9	30	.300	3	6	.500	4	26	30	3.0	17	0	13	10	1	0	60	6.0
TOTAL	69	42	1808	26.2	292	695	.420	131	351	.373	102	134	.761	53	211	264	3.8	149	3	82	100	4	33	817	11.8

**MATTHEW FISHER-DAVIS****5**Sophomore, Guard
6'5" 185 lbs.
Charlotte, N.C.
Butler HS**SEASON HIGHS****Points:** 12, vs. Detroit (12/2/15)**FG Made:** 4, 3x, last vs. Dayton (12/9/15)**FG Atts:** 10, vs. Stony Brook (11/19/15)**3FG Made:** 4, vs. Detroit (12/2/15)**3FG Atts:** 7, at Baylor (12/6/15)**FT Made:** 4, vs. Stony Brook (11/19/15)**FT Atts:** 4, last vs. Stony Brook (11/19/15)**Rebounds:** 11, vs. Wofford (12/19/15)**Assists:** 3, 2x, last at Baylor (12/6/15)**Turnovers:** 3, vs. Gardner-Webb (11/16/15)**Blocks:** 3, vs. Dayton (12/9/15)**Steals:** 2, 2x last vs. Detroit (12/2/15)**Minutes:** 37, at Baylor (12/6/15)**CAREER HIGHS****Points:** 18, at Stanford (3/24/15)**FG Made:** 6, at Stanford (3/24/15)**FG Atts:** 13, at Stanford (3/24/15)**3FG Made:** 6, at Stanford (3/24/15)**3FG Atts:** 11, 2x, last at Stanford (3/24/15)**FT Made:** 4, vs. Stony Brook (11/19/15)**FT Atts:** 4, 2x, last vs. Stony Brook 11/19/15)**Rebounds:** 11, vs. Wofford (12/19/15)**Assists:** 7, vs. Dayton (12/9/15)**Turnovers:** 5, at Stanford (3/24/15)**Blocks:** 4, vs. S. Dakota St. (3/20/15)**Steals:** 3, vs. Gardner-Webb (11/16/15)**Minutes:** 37, at Baylor (12/6/15)**MISCELLANEOUS**

	2015-16	Career
Double-Digit Pts.	5	16
3+ Threes	5	17
Double-Double	1	1

FISHER-DAVIS NOTEBOOK

☛ Scored in double figures in last four games, and tallied season-high 12 points vs. Detroit. Had career-high seven rebounds vs. Dayton.

☛ Had first double-double of his career with 10 points and career-high rebounds.

☛ Leads the SEC in 3FG% at .489.

☛ Finished season as the SEC's freshman leader in three-pointers made (2.1, 6th in conference) and was second in three-point percentage in all games (.401). In league games only, Fisher-Davis was fifth in threes made (2.2) and fourth in three-point percentage (.402).

☛ Scored a career-high 18 points at Stanford in NIT Quarterfinals on a career-high six made threes.

☛ Had three made threes against Purdue and W. Carolina.

☛ Scored 11 points vs. Norfolk St.

☛ 6'5 guard considered one of best shooters in 2014 class...Shot 67.5% from the floor, 49.1% from three, and 96% from the free throw line in his senior season at Butler HS.

☛ Averaged 22 points, 13 rebounds, five assists, two steals and two blocks per game as a senior, and was named the SW4A Player of the Year and as a member of the Charlotte Observer's All-Observer team.

☛ Chose Vanderbilt over Texas, Georgia, Baylor, Kansas State, Virginia, Oklahoma State, Arkansas, Alabama, and Wake Forest.

FISHER-DAVIS GAME-BY-GAME (SOPHOMORE)

Opponent	M	FG-A	3P-A	FT-A	Reb	PF	A	T	B	S	PTS
N13 Austin Peay*	20	2-6	2-5	0-0	1	1	3	0	0	1	6
N16 Gardner-Webb*	20	3-5	3-5	2-2	4	2	6	3	0	3	9
N19 Stony Brook*	34	3-10	1-5	4-4	4	1	1	0	0	0	11
N23 vs. St. Johns*	18	2-2	2-2	0-0	2	2	2	1	0	0	6
N24 vs. Wake Forest*	24	3-7	1-2	2-2	4	2	0	0	0	0	9
N25 vs. Kansas*	18	0-4	0-3	0-0	1	1	2	1	0	1	0
D2 Detroit	21	4-8	4-6	0-0	5	0	1	1	0	2	12
D6 @Baylor*	37	4-9	3-7	0-1	5	2	3	2	2	1	11
D9 Dayton*	27	4-8	3-6	0-0	7	1	0	2	3	0	11
D19 Wofford*	22	3-6	3-4	1-2	11	0	0	0	0	0	10
D22 @Purdue											
D30 W. Michigan											
J2 LSU											
J5 @Arkansas											
J9 @S. Carolina											
J12 Auburn											
J16 Alabama											
J20 @Tennessee											
J23 @Kentucky											
J26 Florida											
J30 @Texas											
F4 Texas A&M											
F6 @Ole Miss											
F10 Missouri											
F13 @Auburn											
F16 @Miss. State											
F20 Georgia											
F23 @Florida											
F27 Kentucky											
M1 Tennessee											
M5 @Texas A&M											

Fisher-Davis' Overall Statistics at Vanderbilt

Year	GP	GS	Min	Avg	FG	FGA	Pct	3FG	3FGA	Pct	FT	FTA	Pct	Off	Def	Tot	Avg	PF	FO	Ast	TO	Blk	Stl	Pts	Avg
2014-15	34	11	777	22.9	80	228	.351	71	177	.401	15	21	.714	16	63	79	2.3	55	0	46	31	16	13	246	7.2
2015-16	10	9	241	24.1	28	65	.431	22	45	.489	7	9	.778	6	36	42	4.2	11	0	13	7	5	7	85	8.5
TOTAL	44	20	1018	23.1	108	293	.369	93	222	.419	22	30	.733	22	99	121	2.8	66	0	59	38	21	20	331	7.5

Fisher-Davis' SEC Statistics at Vanderbilt

Year	GP	GS	Min	Avg	FG	FGA	Pct	3FG	3FGA	Pct	FT	FTA	Pct	Off	Def	Tot	Avg	PF	FO	Ast	TO	Blk	Stl	Pts	Avg
2014-15	18	7	429	23.8	45	127	.354	39	97	.402	7	11	.636	9	36	45	2.5	27	0	26	17	7	7	136	7.6
TOTAL	18	7	429	23.8	45	127	.354	39	97	.402	7	11	.636	9	36	45	2.5	27	0	26	17	7	7	136	7.6

**JOSH HENDERSON****40**Grad. Student, Center
7'0" 237 lbs.
Roanoke, Va.
Cave Spring HS

SEASON HIGHS

Points: 11, vs. Detroit (12/2/15)
FG Made: 4, vs. vs. Detroit (12/2/15)
FG Atts: 8, vs. St. John's (11/23/15)
3FG Made: 1 vs. Detroit (12/2/15)
3FG Atts: 1 vs. Detroit (12/2/15)
FT Made: 5, 2x, last vs. Wofford (12/19/15)
FT Atts: 6, vs. Wake Forest (11/24/15)
Rebounds: 7, vs. Austin Peay (11/13/15)
Assists: 2, 2x last vs. Detroit (12/2/15)
Turnovers: 1, 3x last vs. Dayton (12/9/15)
Blocks: 3, vs. Detroit (12/2/15)
Steals: 1, vs. Austin Peay (11/13/15)
Minutes: 22, vs. Detroit (12/2/15)

CAREER HIGHS

Points: 13, 2x, last at Tennessee (1/29/13)
FG Made: 6, 2x, last at Tennessee (1/29/13)
FG Atts: 10, at Tennessee (1/29/13)
3FG Made: 1 vs. Detroit (12/2/15)
3FG Atts: 1, 5x, last vs. Detroit (12/2/15)
FT Made: 5, 3x, last vs. Wake Forest (11/24/15)
FT Atts: 8, vs. Loyola Marymount (11/25/13)
Rebounds: 7, 3x, last vs. Austin Peay (11/13/15)
Assists: 4, vs. Bucknell (11/15/11)
Turnovers: 4, 2x, last vs. Alabama (2/2/13)
Blocks: 3, 3x, last vs. Detroit (12/2/15)
Steals: 3, at Texas (12/2/13)
Minutes: 32, 2x, last at Auburn (3/2/13)

HENDERSON NOTEBOOK

- ✪ Scored season-high 11 points vs. Detroit.
- ✪ Granted sixth year of eligibility by the NCAA in summer of 2015.
- ✪ Played 13 solid minutes at Kentucky in 2015 - was 2-4 from floor and scored four points.
- ✪ Scored season-high 12 points at Georgia Tech on 5-5 shooting.
- ✪ Graduated with degree in Economics in May of 2014. Currently pursuing master's degree at the Owen School of Business.
- ✪ Tore his ACL, MCL in his left knee vs. Marshall and missed the rest of the 2013-14 season.
- ✪ Scored 12 points at Texas in 2013, and has averaged 10.5 points per game in his last four games.
- ✪ Tallied six points in season opener vs. Georgia State.
- ✪ Played in all 33 games and started 21 in 2012-13...Averaged 5.4 points and 3.4 rebounds per game.
- ✪ Scored career-high 13 points on three occasions in 2012-13.
- ✪ Played in eight games in 2011-12 and averaged 2.6 points and 2.9 rebounds.
- ✪ Played in first game as a collegian against Oregon in 2011 - scored four points and had four rebounds in 11 minutes.
- ✪ Scored a career-high 10 points vs. Monmouth (11/25/11); was 4-4 from the floor.
- ✪ Has team-high four assists vs. Bucknell (11/15/11)
- ✪ Redshirted in 2010-11.
- ✪ Signed in the spring of 2010 with the Commodores.
- ✪ 6'11 center chose Vanderbilt over Virginia, Wake Forest, Davidson, Cincinnati, Maryland, and Penn State.

HENDERSON GAME-BY-GAME (GRADUATE STUDENT)

Opponent	M	FG-A	3P-A	FT-A	Reb	PF	A	T	B	S	PTS
N13 Austin Peay	19	2-7	0-0	1-2	7	2	1	1	2	1	5
N16 Gardner-Webb	12	2-2	0-0	1-2	0	0	1	0	0	0	5
N19 Stony Brook	11	0-1	0-0	0-1	1	1	0	0	0	0	0
N23 vs. St. Johns	17	3-8	0-0	0-0	5	3	2	0	2	0	6
N24 vs. Wake Forest	11	2-3	0-0	5-6	2	4	0	0	0	0	9
N25 vs. Kansas	2	0-0	0-0	0-0	0	0	0	0	0	0	0
D2 Detroit	22	4-5	1-1	2-2	5	0	2	1	3	0	11
D6 @Baylor	6	0-0	0-0	2-2	2	1	0	0	0	0	2
D9 Dayton	15	0-2	0-1	4-4	2	3	0	1	1	0	4
D19 Wofford	14	2-5	0-0	5-5	4	3	0	1	0	0	9
D22 @Purdue											
D30 W. Michigan											
J2 LSU											
J5 @Arkansas											
J9 @S. Carolina											
J12 Auburn											
J16 Alabama											
J20 @Tennessee											
J23 @Kentucky											
J26 Florida											
J30 @Texas											
F4 Texas A&M											
F6 @Ole Miss											
F10 Missouri											
F13 @Auburn											
F16 @Miss. State											
F20 Georgia											
F23 @Florida											
F27 Kentucky											
M1 Tennessee											
M5 @Texas A&M											

Henderson's Overall Statistics at Vanderbilt

Year	GP	GS	Min	Avg	FG	FGA	Pct	3FG	3FGA	Pct	FT	FTA	Pct	Off	Def	Tot	Avg	PF	FO	Ast	TO	Blk	Stl	Pts	Avg
2011-12	8	0	69	8.6	8	17	.471	0	0	.000	5	9	.556	12	11	23	2.9	15	0	5	5	0	1	21	2.6
2012-13	33	21	678	20.5	73	157	.465	0	1	.000	31	60	.517	47	66	113	3.4	75	1	27	49	29	18	177	5.4
2013-14	8	3	152	19.0	21	43	.488	0	0	.000	11	17	.647	14	20	34	4.3	16	0	3	6	3	5	53	6.6
2014-15	24	2	175	7.3	22	44	.500	0	2	.000	8	13	.615	13	16	29	1.2	24	0	3	8	2	2	52	2.2
2015-16	10	0	129	12.9	15	33	.455	1	2	.500	20	24	.833	7	21	28	2.8	17	0	6	4	8	1	51	5.1
TOTAL	83	26	1203	14.5	139	294	.473	1	5	.200	75	123	.610	93	134	227	2.7	147	1	44	72	42	27	354	4.3

Henderson's SEC Statistics at Vanderbilt

Year	GP	GS	Min	Avg	FG	FGA	Pct	3FG	3FGA	Pct	FT	FTA	Pct	Off	Def	Tot	Avg	PF	FO	Ast	TO	Blk	Stl	Pts	Avg
2012-13	18	10	359	19.9	47	91	.516	0	1	.000	17	32	.531	22	37	59	3.3	42	1	9	30	17	8	111	6.2
2014-15	10	2	76	7.6	8	21	.381	0	1	.000	1	3	.333	4	1	5	0.5	9	0	2	2	1	1	17	1.7
TOTAL	28	12	435	15.5	55	112	.491	0	2	.000	18	35	.514	26	38	64	2.3	51	1	11	32	18	9	128	4.6



DAMIAN JONES

30

Junior, Center
7'0" 245 lbs.
Baton Rouge, La.
Scotlandville Magnet HS

SEASON HIGHS

Points: 21, vs. Wofford (12/19/15)
FG Made: 7, 2x, last vs. Wofford (12/19/15)
FG Atts: 13, 2x, last vs. Wofford (12/19/15)
3FG Made:
3FG Atts: 1, 2x last vs. Detroit (12/2/15)
FT Made: 7, 2x, last vs. Wofford (12/19/15)
FT Atts: 10, 2x, last vs. Wofford (12/19/15)
Rebounds: 10, 2x, last vs. Kansas (11/25/15)
Assists: 6, at Baylor (12/6/15)
Turnovers: 4, vs. Kansas (11/25/15)
Blocks: 4, vs. Wofford (12/19/15)
Steals: 1, 4x, last vs. Dayton (12/9/15)
Minutes: 34, vs. Kansas (11/25/15)

CAREER HIGHS

Points: 24, vs. Trevecca (11/16/14)
FG Made: 10, 2x, last at Saint Mary's (3/18/15)
FG Atts: 15, 2x, last vs. Lipscomb (11/20/14)
3FG Made: 1, vs. Rutgers (11/28/14)
3FG Atts: 1, 4x, last vs. Kansas (11/25/15)
FT Made: 9, 2x, last vs. Yale (1/3/15)
FT Atts: 13, 2x, last at Miss. St. (1/17/15)
Rebounds: 15, vs. Tennessee (3/12/15)
Assists: 6, at Baylor (12/6/15)
Turnovers: 6, 2x, last at Baylor (12/6/15)
Blocks: 7, at S. Carolina (2/13/14)
Steals: 2, at Kentucky (1/20/15)
Minutes: 41, vs. Texas A&M (2/15/14)

MISCELLANEOUS

	2015-16	Career
Double-Digit Pts.	8	56
Double-Doubles	2	9

JONES NOTEBOOK

- ✪ Tallied season-high 21 points vs. Wofford.
- ✪ Tallied two double-doubles in Maui, both 17 point and 10 rebound performances vs. Wake Forest and Kansas.
- ✪ Scored in double figures in 55 career games.
- ✪ 2015-16 preseason All-SEC first team selection by league's coaches and media.
- ✪ First Team All-SEC selection by the league's coaches in 2014-15.
- ✪ Tallied double figures in 28 games in 2014-15 and had 20+ points in eight games; scored 21 points and tied career-high with 10 made field goals at Saint Mary's.
- ✪ Finished 10th in the SEC in scoring in all games (14.5).
- ✪ Posted second double-double of the season vs. Tennessee with 20 points and career-high 15 rebounds.
- ✪ Finished with 506 points as a sophomore, which is second on Vanderbilt's sophomore single-season scoring list.
- ✪ Finished first in the SEC in FG% (.562) and 3rd in blocks (2.0).
- ✪ Named to the All-SEC Freshman team by the league's coaches in 2013-14.
- ✪ Averaged 11.3 points and 11.7 ppg in league play in 2013-14. Scored in double-figures in 20 games, and scored a career-high 19 points on two occasions (Georgia State (11/12); at Missouri (2/19))
- ✪ Won SEC Freshman of the Week honors after averaging 16.5 points and 5.5 rebounds in games against Missouri and Auburn.
- ✪ Posted five double-doubles in his freshman year.
- ✪ Blocked a career-high seven blocks at South Carolina in 2014 (2/13), which also tied a school record for blocks in a game held by Will Perdue (vs. East Carolina, 12/28/87) and Festus Ezeli (at Georgia, 2/16/11)
- ✪ Chose the Commodores over LSU, Oklahoma, Oklahoma State, Duke, Syracuse, Kansas, Stanford, Florida, and Alabama.
- ✪ Averaged 15.4 points, 8.0 rebounds, 4.0 blocks, and 2.0 assists in his senior season at Scotlandville Magnet.
- ✪ His Scotlandville teams won back-to-back state championships in his junior and senior seasons, and he was named Louisiana's 5A Player of the Year as a senior...Also captured four district championships...Was a member of the A Honor Roll.
- ✪ Advice to youngsters: "Do your best in what you put most of your interest in."

JONES GAME-BY-GAME (JUNIOR)

Opponent	M	FG-A	3P-A	FT-A	Reb	PF	A	T	B	S	PTS
N13 Austin Peay*	16	6-12	0-0	0-0	5	4	0	2	1	1	12
N16 Gardner-Webb*	23	4-7	0-0	2-6	7	3	4	1	3	1	10
N19 Stony Brook*	29	6-13	0-0	1-4	6	3	1	2	1	0	13
N23 vs. St. Johns*	14	2-4	0-0	1-2	5	4	1	0	1	0	5
N24 vs. Wake Forest*	28	6-10	0-0	5-7	10	2	2	2	2	0	17
N25 vs. Kansas*	34	5-7	0-1	7-10	10	4	2	4	3	0	17
D2 Detroit*	15	4-6	0-1	2-7	3	2	0	2	1	0	10
D6 @Baylor*	31	2-7	0-0	5-6	8	1	6	3	3	1	9
D9 Dayton*	33	7-12	0-0	4-8	8	3	2	1	2	1	18
D19 Wofford*	28	7-13	0-0	7-10	7	0	1	2	4	0	21
D22 @Purdue											
D30 W. Michigan											
J2 LSU											
J5 @Arkansas											
J9 @S. Carolina											
J12 Auburn											
J16 Alabama											
J20 @Tennessee											
J23 @Kentucky											
J26 Florida											
J30 @Texas											
F4 Texas A&M											
F6 @Ole Miss											
F10 Missouri											
F13 @Auburn											
F16 @Miss. State											
F20 Georgia											
F23 @Florida											
F27 Kentucky											
M1 Tennessee											
M5 @Texas A&M											

Jones' Overall Statistics at Vanderbilt

Year	GP	GS	Min	Avg	FG	FGA	Pct	3pt	3ptA	Pct	FT	FTA	Pct	Off	Def	Tot	Avg	PF	FO	Ast	TO	Blk	Stl	Pts	Avg
2013-14	31	28	803	25.9	138	254	.543	0	0	.000	73	134	.545	57	119	176	5.7	104	3	7	56	43	9	349	11.3
2014-15	35	34	1020	29.1	186	331	.562	1	5	.200	133	222	.599	76	151	227	6.5	89	1	26	76	70	20	506	14.5
2015-16	10	10	251	25.1	49	91	.538	0	2	.000	34	60	.567	21	48	69	6.9	26	0	19	19	21	4	132	13.2
TOTAL	76	72	2074	27.3	373	676	.552	1	7	.143	240	416	.577	154	318	472	6.2	219	4	52	151	134	33	987	13.0

Jones' SEC Statistics at Vanderbilt

Year	GP	GS	Min	Avg	FG	FGA	Pct	3pt	3ptA	Pct	FT	FTA	Pct	Off	Def	Tot	Avg	PF	FO	Ast	TO	Blk	Stl	Pts	Avg
2013-14	18	18	525	29.2	82	160	.513	0	0	.000	46	77	.597	38	79	117	6.5	67	2	5	37	26	7	210	11.7
2014-15	18	17	529	29.4	88	165	.533	0	1	.000	50	98	.510	33	67	100	5.6	46	1	9	36	37	10	226	12.6
TOTAL	36	35	1054	29.3	170	325	.523	0	1	.000	96	175	.549	71	146	217	6.0	113	3	14	73	63	17	436	12.1



**CARTER JOSEPHS****14**Senior, Guard
6'0" 180 lbs.
San Antonio, Texas
Tom C. Clark HS**SEASON HIGHS****Points:** 2, vs. Detroit (12/2/15)**FG Made:** 1, vs. Detroit (12/2/15)**FG Atts:** 1, vs. Detroit (12/2/15)**3FG Made:****3FG Atts:****FT Made:****FT Atts:****Rebounds:** 1, 2x, last vs. vs. Detroit (12/2/15)**Assists:** 4, vs. Wofford (12/19/15)**Turnovers:** 3, vs. Detroit (12/2/15)**Blocks:****Steals:** 2, vs. Detroit (12/2/15)**Minutes:** 11, vs. Austin Peay (11/13/15)**CAREER HIGHS****Points:** 2, 2x last vs. Detroit (12/2/15)**FG Made:** 1, 2x, last vs. Detroit (12/2/15)**FG Atts:** 1, 3x, last vs. Detroit (12/2/15)**3FG Made:****3FG Atts:****FT Made:****FT Atts:** 2, vs. Lipscomb (11/20/14)**Rebounds:** 3, vs. Florida (2/25/14)**Assists:** 9, at Auburn (2/22/14)**Turnovers:** 3, 2x, last vs. Detroit (12/2/15)**Blocks:****Steals:** 2, vs. Detroit (12/2/15)**Minutes:** 21, at Ole Miss (3/8/14)**JOSEPHS NOTEBOOK**

✪ Had four assists in eight minutes played vs. Wofford.

✪ Scored first two points of season vs. Detroit.

✪ Played season-high 13 minutes vs. South Carolina in 2014-15 - dished out four assists.

✪ Walk-on guard from San Antonio, Texas...Played at Tom C. Clark High School...Played in 20 games as a sopho more in 2013-14.

✪ Did not score in 2013-14, but averaged 1.1 assists and 0.3 rebounds per game

✪ Played significant minutes in the team's last six games of 2013-14, averaging 16.3 minutes per game.

✪ Made first career start at Ole Miss in 2014.

✪ Helped the Commodores to a win at Auburn on February 22, playing 16 minutes and dishing out nine assists.

✪ Played 20 minutes against number one Florida, where he grabbed a career-high three rebounds and also adding two assists and a steal.

✪ Was his high school team's captain and defensive MVP in 2011-12, where he averaged 7.8 points, 5.2 assists, and 3.7 rebounds per game.

✪ Academically, he was a member of the National Honor Society and the Spanish National Honor Society, was a National Achievement Scholar Semifinalist, and won the Clark Principal's Award from 2009-12.

✪ Double majoring in Computer Science and Economics.

✪ Advice to youngsters: "Work harder than everyone else."

JOSEPHS GAME-BY-GAME (JUNIOR)

Opponent	M	FG-A	3P-A	FT-A	Reb	PF	A	T	B	S	PTS
N13 Austin Peay	11	0-0	0-0	0-0	0	0	1	0	0	0	0
N16 Gardner-Webb	5	0-0	0-0	0-0	1	1	1	0	0	0	0
N19 Stony Brook	DNP										
N23 vs. St. Johns	7	0-0	0-0	0-0	0	0	0	1	0	0	0
N24 vs. Wake Forest	3	0-0	0-0	0-0	0	0	1	0	0	0	0
N25 vs. Kansas	DNP										
D2 Detroit	8	1-1	0-0	0-0	1	1	3	3	0	2	2
D6 @Baylor	DNP										
D9 Dayton	DNP										
D19 Wofford	8	0-0	0-0	0-0	1	0	4	0	0	0	0
D22 @Purdue											
D30 W. Michigan											
J2 LSU											
J5 @Arkansas											
J9 @S. Carolina											
J12 Auburn											
J16 Alabama											
J20 @Tennessee											
J23 @Kentucky											
J26 Florida											
J30 @Texas											
F4 Texas A&M											
F6 @Ole Miss											
F10 Missouri											
F13 @Auburn											
F16 @Miss. State											
F20 Georgia											
F23 @Florida											
F27 Kentucky											
M1 Tennessee											
M5 @Texas A&M											

Josephs' Overall Statistics at Vanderbilt

Year	GP	GS	Min	Avg	FG	FGA	Pct	3FG	3FGA	Pct	FT	FTA	Pct	Off	Def	Tot	Avg	PF	FO	Ast	TO	Blk	Stl	Pts	Avg
2012-13	6	0	6	1.0	1	1	1.000	0	0	.000	0	0	.000	0	0	0	0.0	1	0	0	0	0	0	2	0.3
2013-14	20	1	160	8.0	0	1	.000	0	0	.000	0	1	.000	0	7	7	0.4	17	0	22	8	0	6	0	0.0
2014-15	13	0	52	4.0	0	0	.000	0	0	.000	0	2	.000	0	5	5	0.4	7	0	8	3	0	0	0	0.0
2015-16	6	0	42	7.0	1	1	1.000	0	0	.000	0	0	.000	0	3	3	0.5	2	0	10	4	0	2	2	0.3
TOTAL	45	1	260	5.8	2	3	.667	0	0	.000	0	3	.000	0	15	15	0.3	27	0	40	15	0	8	4	0.1

Josephs' SEC Statistics at Vanderbilt

Year	GP	GS	Min	Avg	FG	FGA	Pct	3FG	3FGA	Pct	FT	FTA	Pct	Off	Def	Tot	Avg	PF	FO	Ast	TO	Blk	Stl	Pts	Avg
2012-13	2	0	2	1.0	1	1	1.000	0	0	.000	0	0	.000	0	0	0	0.0	1	0	0	0	0	0	2	1.0
2013-14	14	1	127	9.1	0	1	.000	0	0	.000	0	0	.000	0	6	6	0.4	15	0	21	5	0	5	0	0.0
2014-15	6	0	39	6.5	0	0	.000	0	0	.000	0	0	.000	0	4	4	0.7	6	0	8	0	0	0	0	0.0
TOTAL	21	0	147	7.0	1	2	.500	0	0	.000	0	0	.000	0	10	10	0.5	18	0	24	3	0	4	2	0.1

**CAMRON JUSTICE****O**

Freshman, Guard
 6'3" 180 lbs.
 Hindman, Ky.
 Knott County Central HS

SEASON HIGHS

Points: 11, vs. St. Johns (11/23/15)
FG Made: 4, vs. St. Johns (11/23/15)
FG Atts: 7, vs. St. Johns (11/23/15)
3FG Made: 3, vs. St. Johns (11/23/15)
3FG Atts: 6, vs. St. Johns (11/23/15)
FT Made: 2, 2x, last vs. Kansas (11/25/15)
FT Atts: 2, 2x, last vs. Kansas (11/25/15)
Rebounds: 3, 2x, last vs. Kansas (11/25/15)
Assists: 2, vs. St. Johns (11/23/15)
Turnovers: 2, vs. St. Johns (11/23/15)
Blocks:
Steals: 2, 2x, last vs. Kansas (11/25/15)
Minutes: 23, vs. Wake Forest (11/24/15)

CAREER HIGHS

Points: 11, vs. St. Johns (11/23/15)
FG Made: 4, vs. St. Johns (11/23/15)
FG Atts: 7, vs. St. Johns (11/23/15)
3FG Made: 3, vs. St. Johns (11/23/15)
3FG Atts: 6, vs. St. Johns (11/23/15)
FT Made: 2, 2x, last vs. Kansas (11/25/15)
FT Atts: 2, 2x, last vs. Kansas (11/25/15)
Rebounds: 3, 2x, last vs. Kansas (11/25/15)
Assists: 2, vs. St. Johns (11/23/15)
Turnovers: 2, vs. St. Johns (11/23/15)
Blocks:
Steals: 2, 2x, last vs. Kansas (11/25/15)
Minutes: 23, vs. Wake Forest (11/24/15)

MISCELLANEOUS**JUSTICE NOTEBOOK**

- ✪ Missed Dayton game due to groin injury.
- ✪ Scored career-high 11 points vs. St. Johns in first game of Maui Jim Maui Invitational.
- ✪ Helped lead his Knott County Central team to its third consecutive Sweet 16 appearance in the spring of 2014.
- ✪ As a senior in 2015, he was named the Gatorade Player of the Year and Mr. Basketball for the state of Kentucky after averaging 28.5 points, 6.2 assists, 5.2 rebounds, and 2.4 steals per game.
- ✪ A two-time First Team All-State selection by The Louisville Courier-Journal and Lexington Herald-Leader, he shot 53.9 percent from the field, 42.3 percent from 3-point range and 84.7 percent from the free-throw line as a senior.
- ✪ Justice was the third-leading scorer (3,588 points) in Kentucky history and ranked third in three-pointers (393). Only Kelly Coleman of Wayland High School (1953-56, 4,337 points) and Charlie Osborne of Flat Gap High School (1953-57, 3,647 points) have scored more points.
- ✪ Named a McDonald's and Parade All-American.
- ✪ Plans to major in Economics...Has one brother, Caleb

JUSTICE GAME-BY-GAME (FRESHMAN)

Opponent	M	FG-A	3P-A	FT-A	Reb	PF	A	T	B	S	PTS
N13 Austin Peay	15	2-3	2-3	2-2	2	2	1	1	0	0	8
N16 Gardner-Webb	17	1-4	1-1	0-0	0	2	0	0	0	2	3
N19 Stony Brook	9	1-2	0-1	0-0	1	0	0	0	0	0	2
N23 vs. St. Johns	18	4-7	3-6	0-0	3	1	2	2	0	0	11
N24 vs. Wake Forest	23	1-2	0-1	0-0	2	3	0	0	0	1	2
N25 vs. Kansas	19	3-6	1-4	2-2	3	0	0	1	0	2	9
D2 Detroit	DNP										
D6 @Baylor	DNP										
D9 Dayton	DNP										
D19 Wofford	DNP										
D22 @Purdue											
D30 W. Michigan											
J2 LSU											
J5 @Arkansas											
J9 @S. Carolina											
J12 Auburn											
J16 Alabama											
J20 @Tennessee											
J23 @Kentucky											
J26 Florida											
J30 @Texas											
F4 Texas A&M											
F6 @Ole Miss											
F10 Missouri											
F13 @Auburn											
F16 @Miss. State											
F20 Georgia											
F23 @Florida											
F27 Kentucky											
M1 Tennessee											
M5 @Texas A&M											

Justice's Overall Statistics at Vanderbilt

Year	GP	GS	Min	Avg	FG	FGA	Pct	3FG	3FGA	Pct	FT	FTA	Pct	Off	Def	Tot	Avg	PF	FO	Ast	TO	Blk	Stl	Pts	Avg
2015-16	6	0	101	16.8	12	24	.500	7	16	.438	4	4	1.000	1	10	11	1.8	8	0	3	4	0	5	35	5.8
TOTAL	6	0	101	16.8	12	24	.500	7	16	.438	4	4	1.000	1	10	11	1.8	8	0	3	4	0	5	35	5.8



LUKE KORNET

3

Junior, Forward
7'1" 240 lbs.
Lantana, Texas
Liberty Christian HS

SEASON HIGHS

Points: 14, vs. Kansas (11/25/15)
FG Made: 6, vs. St. John's (11/23/15)
FG Atts: 13, vs. Stony Brook (11/19/15)
3FG Made: 2, vs. Kansas (11/25/15)
3FG Atts: 7, vs. Kansas (11/25/15)
FT Made: 4, vs. Gardner-Webb (11/16/15)
FT Atts: 5, vs. Austin Peay (11/13/15)
Rebounds: 13, vs. Austin Peay (11/13/15)
Assists: 3, 2x, last vs. St. John's (11/23/15)
Turnovers: 2, at Baylor (12/6/15)
Blocks: 5, vs. Detroit (12/2/15)
Steals: 1, 3x, last vs. Kansas (11/25/15)
Minutes: 37, vs. Stony Brook (11/19/15)

CAREER HIGHS

Points: 24, vs. Tennessee State (11/23/14)
FG Made: 10, vs. Tennessee State (11/23/14)
FG Atts: 15, at Georgia (1/27/15)
3FG Made: 5, at Tennessee (2/26/15)
3FG Atts: 8, at Georgia (1/27/15)
FT Made: 4, 3x, last at Tennessee (2/26/15)
FT Atts: 6, vs. Trevecca (11/16/14)
Rebounds: 13, vs. Austin Peay (11/13/15)
Assists: 4, 2x, last vs. South Carolina (2/7/15)
Turnovers: 4, vs. Tennessee (2/11/15)
Blocks: 5, vs. Detroit (12/2/15)
Steals: 3, vs. Miss. State (2/1/14)
Minutes: 37, vs. Stony Brook (11/19/15)

MISCELLANEOUS

	2015-16	Career
Double-Digit Pts.	4	25
3+ Threes		7

KORNET NOTEBOOK

- ✪ Missed Wofford game due to left knee injury.
- ✪ Grabbed 11 rebounds and had a career-high five blocks vs. Detroit. Leads SEC in blocks (2.8/game).
- ✪ Averaged 11.7 ppg in three games in Maui - scored a season-high 14 points vs. Kansas with four blocks.
- ✪ Tallied second career double-double vs. Austin Peay (13 pts, 13 rebs) - the 13 rebs was a new career high.
- ✪ Made career-high five threes and scored 21 points at Tennessee in 2015.
- ✪ Scored in double figures in 18 games as a sophomore and made three or more threes in six games.
- ✪ Scored 22 points vs. LSU off of the bench, a career-high in SEC games. He was 9-13 from the floor.
- ✪ Scored career-high 24 points on 10-11 shooting vs. Tenn. State... He tied the Memorial Gym record for FG% held by Jeffrey Taylor, who was also 10-11 from the floor vs. Tennessee State on December 19, 2009.
- ✪ Played in 30 games and started two as a true freshman; averaged 4.0 points, 2.3 rebounds, and 0.8 assists per game in 2013-14; Scored in double-figures in three games.
- ✪ Tallied a career-high 13 points at Ole Miss (3/8).
- ✪ Made two or more threes in six games as a freshman.
- ✪ Grew seven inches in his senior season and then two more when he arrived on campus.
- ✪ Son of Frank Kornet, a former Vanderbilt basketball standout of his own from 1986-89.
- ✪ Averaged 15.0 points, 8.0 rebounds, 3.0 blocks, and 3.0 steals at Liberty Christian School in Argyle, Texas.
- ✪ Team was a state finalist in 2013, and were District TAPPS 5A-1 Champions in 2013.
- ✪ Named to TAPPS 5A First Team All-State in 2012-13, and was an honorable all-state selection in 2011-12.
- ✪ Named to TAPPS 5A-1 First Team All-District team in 2011-12 and 2012-13...Denton Record Chronicle Defensive Player of the Area in 2012-13...Selected to the 2013 TAPPS State All-Tournament Team, and was also a member of the 2012 and 2013 Academic All-State Team.
- ✪ Advice to youngsters: "Your life is a gift from God, so do everything possible to give back to Him."

KORNET GAME-BY-GAME (SOPHOMORE)

Opponent	M	FG-A	3P-A	FT-A	Reb	PF	A	T	B	S	PTS
N13 Austin Peay*	26	5-9	0-2	3-5	13	1	3	1	4	0	13
N16 Gardner-Webb*	12	3-5	0-2	4-4	1	1	0	0	1	1	10
N19 Stony Brook	29	3-13	0-5	3-4	6	2	1	0	3	0	9
N23 vs. St. Johns*	23	6-10	0-3	1-3	7	1	3	0	2	0	13
N24 vs. Wake Forest*	14	4-10	0-1	0-0	6	4	0	1	2	1	8
N25 vs. Kansas*	29	5-12	2-7	2-2	4	1	1	1	4	1	14
D2 Detroit*	16	1-1	0-0	0-0	11	2	1	0	5	0	2
D6 @Baylor*	18	2-4	1-2	2-2	4	4	1	2	1	0	7
D9 Dayton	DNP										
D19 Wofford	DNP										
D22 @Purdue											
D30 W. Michigan											
J2 LSU											
J5 @Arkansas											
J9 @S. Carolina											
J12 Auburn											
J16 Alabama											
J20 @Tennessee											
J23 @Kentucky											
J26 Florida											
J30 @Texas											
F4 Texas A&M											
F6 @Ole Miss											
F10 Missouri											
F13 @Auburn											
F16 @Miss. State											
F20 Georgia											
F23 @Florida											
F27 Kentucky											
M1 Tennessee											
M5 @Texas A&M											

Kornet's Overall Statistics at Vanderbilt

Year	GP	GS	Min	Avg	FG	FGA	Pct	3FG	3FGA	Pct	FT	FTA	Pct	Off	Def	Tot	Avg	PF	FO	Ast	TO	Blk	Stl	Pts	Avg
2013-14	30	2	460	15.3	45	131	.344	21	89	.236	8	15	.533	19	49	68	2.3	34	0	23	21	17	9	119	4.0
2014-15	35	14	756	21.6	106	214	.495	50	125	.400	42	55	.764	32	88	120	3.4	67	1	37	41	38	7	304	8.7
2015-16	8	7	167	20.9	29	64	.453	3	22	.136	15	20	.750	19	33	52	6.5	16	0	10	5	22	3	76	9.5
TOTAL	73	23	1383	18.9	180	409	.440	74	236	.314	65	90	.722	70	170	240	3.3	117	1	70	67	77	19	499	6.8

Kornet's SEC Statistics at Vanderbilt

Year	GP	GS	Min	Avg	FG	FGA	Pct	3FG	3FGA	Pct	FT	FTA	Pct	Off	Def	Tot	Avg	PF	FO	Ast	TO	Blk	Stl	Pts	Avg
2013-14	18	1	279	15.5	24	78	.308	12	57	.211	4	9	.444	10	29	39	2.2	16	0	13	13	10	7	64	3.6
2014-15	18	4	401	22.3	56	119	.471	28	72	.389	21	25	.840	14	44	58	3.2	32	1	22	19	15	5	161	8.9
TOTAL	36	5	680	18.9	80	197	.406	40	129	.310	25	34	.735	24	73	97	2.7	48	1	35	32	25	12	225	6.3

**RILEY LACHANCE****13**Sophomore, Guard
6'2" 182 lbs.
Brookfield, Wis.
Brookfield HS**SEASON HIGHS**

Points: 13, 2x, last vs. Stony Brook (11/19/15)
FG Made: 5, vs. Stony Brook (11/19/15)
FG Atts: 10, vs. Dayton (12/9/15)
3FG Made: 3, 2x, last vs. Dayton (12/6/15)
3FG Atts: 6, vs. Dayton (12/9/15)
FT Made: 2, 3x, last at Baylor (12/6/15)
FT Atts: 2, 3x, last at Baylor (12/6/15)
Rebounds: 5, vs. Detroit (12/2/15)
Assists: 6, vs. Gardner-Webb (11/16/15)
Turnovers: 3, 2x, last vs. Dayton (12/6/15)
Blocks: 1, vs. Stony Brook (11/19/15)
Steals: 3, vs. Gardner-Webb (11/16/15)
Minutes: 38, vs. Stony Brook (11/19/15)

CAREER HIGHS

Points: 26, 2x, last vs. W. Carolina (12/16/14)
FG Made: 9, vs. Purdue (12/13/14)
FG Atts: 18, at Florida (2/18/15)
3FG Made: 5, 2x, last at Ole Miss (3/7/15)
3FG Atts: 9, 2x, last at Ole Miss (3/7/15)
FT Made: 5, 2x, last vs. W. Carolina (12/16/14)
FT Atts: 5, 4x, last vs. Georgia (1/14/15)
Rebounds: 9, vs. Missouri (2/21/15)
Assists: 8, at Ole Miss (3/7/15)
Turnovers: 5, vs. Florida (2/3/15)
Blocks: 1, 2x, last vs. Stony Brook (11/19/15)
Steals: 5, vs. Penn (12/22/14)
Minutes: 42, 2x, last vs. Tennessee (2/11/15)

MISCELLANEOUS

	2015-16	Career
Double-Digit Pts.	3	27
20+ Point games		3

LACHANCE NOTEBOOK

- ✪ Scored double figures in four games this season - fifth in the SEC in assist to turnover ratio (2.6)
- ✪ Scored 13 points, had six assists, and four assists vs. Gardner-Webb; also scored 13 points vs. Stony Brook.
- ✪ Named to preseason All-SEC 2nd Team by league coaches.
- ✪ Named to the SEC All-Freshman team in 2015; SEC freshman leader in points scored in all games and second in threes made.
- ✪ Third on Vanderbilt's single-season freshman scoring list with 429 points - one of only four Vanderbilt freshman to ever eclipse 400-point barrier.
- ✪ Seventh in threes made (2.1) and eighth in minutes (33.3). Second amongst freshmen in SEC in threes made behind teammate Matthew Fisher-Davis.
- ✪ Captured four SEC Freshmen of the Week honors this season. The four freshman honors is a new program record.
- ✪ Scored in double figures in 24 games in 2014-15, scored 20 or more points in four contests.
- ✪ Ended freshman season with 102 assists, third on the freshman single-season list.
- ✪ Scored 19 points and dished out career-best eight assists in win at Ole Miss.
- ✪ Had a career-high nine rebounds vs. Missouri.
- ✪ Scored a career-high 26 points in win over Purdue and 26 vs. Western Carolina.
- ✪ 6'2 guard who lead his Brookfield Central High School team in Wisconsin to a 24-1 record as a senior when he averaged 23.0 points and 2.6 assists per game...Left Brookfield as the school's all-time leading scorer (1,643 points).
- ✪ Was voted the top point guard in the state of Wisconsin by Wisconsin Hoops, and was the Player of the Year for Waukesha County.
- ✪ Also Brookfield's single-season scoring leader with 543 points, and the all-time leader in steals with 188.
- ✪ Major is Human and Organizational Development.

LACHANCE GAME-BY-GAME (SOPHOMORE)

Opponent	M	FG-A	3P-A	FT-A	Reb	PF	A	T	B	S	PTS
N13 Austin Peay*	17	3-7	1-3	0-0	2	0	4	0	0	1	7
N16 Gardner-Webb*	27	4-7	3-5	2-2	4	2	6	3	0	3	13
N19 Stony Brook*	38	5-8	2-4	1-2	1	2	3	1	1	0	13
N23 vs. St. Johns*	21	3-6	1-4	0-0	0	2	3	0	0	0	7
N24 vs. Wake Forest*	26	4-9	1-3	0-0	0	3	6	1	0	1	9
N25 vs. Kansas*	27	3-7	1-3	0-0	4	4	1	1	0	0	7
D2 Detroit*	28	3-7	2-4	2-2	5	1	5	0	0	1	10
D6 @Baylor*	37	2-8	1-4	2-2	1	0	1	1	0	0	7
D9 Dayton*	36	4-10	3-6	0-0	3	4	1	3	0	0	11
D19 Wofford*	29	2-4	2-2	0-0	0	2	1	2	0	0	6
D22 @Purdue											
D30 W. Michigan											
J2 LSU											
J5 @Arkansas											
J9 @S. Carolina											
J12 Auburn											
J16 Alabama											
J20 @Tennessee											
J23 @Kentucky											
J26 Florida											
J30 @Texas											
F4 Texas A&M											
F6 @Ole Miss											
F10 Missouri											
F13 @Auburn											
F16 @Miss. State											
F20 Georgia											
F23 @Florida											
F27 Kentucky											
M1 Tennessee											
M5 @Texas A&M											

LaChance's Overall Statistics at Vanderbilt

Year	GP	GS	Min	Avg	FG	FGA	Pct	3FG	3FGA	Pct	FT	FTA	Pct	Off	Def	Tot	Avg	PF	FO	Ast	TO	Blk	Stl	Pts	Avg
2014-15	35	35	1166	33.3	147	337	.436	66	173	.382	69	79	.873	10	100	110	3.1	46	0	102	47	1	25	429	12.3
2015-16	10	10	286	28.6	33	73	.452	17	38	.447	7	8	.875	3	17	20	2.0	20	0	31	12	1	6	90	9.0
TOTAL	45	45	1452	32.3	180	410	.439	83	211	.393	76	87	.874	13	117	130	2.9	66	0	133	59	2	31	519	11.5

LaChance's SEC Statistics at Vanderbilt

Year	GP	GS	Min	Avg	FG	FGA	Pct	3FG	3FGA	Pct	FT	FTA	Pct	Off	Def	Tot	Avg	PF	FO	Ast	TO	Blk	Stl	Pts	Avg
2014-15	18	18	622	34.6	73	177	.412	35	91	.385	38	45	.844	6	56	62	3.4	27	0	54	29	0	10	219	12.2
TOTAL	18	18	622	34.6	73	177	.412	35	91	.385	38	45	.844	6	56	62	3.4	27	0	54	29	0	10	219	12.2

**PHILLIP MCGLOIN****20**Sophomore, Guard
6'1" 183 lbs.
Washington, D.C.
Mercersburg Academy**SEASON HIGHS**

Points: 3, 2x, last vs. Wofford (12/19/15)
FG Made: 1, 3x, last vs. Wofford (12/19/15)
FG Atts: 2, 2x, last vs. Wofford (12/19/15)
3FG Made: 1, 2x, last vs. Wofford (12/19/15)
3FG Atts: 1, 3x, last vs. Wofford (12/19/15)
FT Made: 2, vs. St. John's (11/23/15)
FT Atts: 2, 2x, last vs. St. John's (11/23/15)
Rebounds: 2, vs. Wake Forest (11/24/15)
Assists:
Turnovers:
Blocks:
Steals:
Minutes: 5, vs. Detroit (12/2/15)

CAREER HIGHS

Points: 3, 2x, last vs. Wofford (12/19/15)
FG Made: 1, 3x, last vs. Wofford (12/19/15)
FG Atts: 2, 2x, last vs. Wofford (12/19/15)
3FG Made: 1, 2x, last vs. Wofford (12/19/15)
3FG Atts: 1, 3x, last vs. Wofford (12/19/15)
3FG Atts: 1, 2x, last vs. Detroit (12/2/15)
FT Made: 2, vs. St. John's (11/23/15)
FT Atts: 2, 2x, last vs. St. John's (11/23/15)
Rebounds: 2, 2x, last vs. Wake Forest (11/24/15)
Assists: 1, vs. Missouri (2/21/15)
Turnovers: 2, vs. Penn (12/22/14)
Blocks:
Steals:
Minutes: 5, vs. Detroit (12/2/15)

MISCELLANEOUS**MCGLOIN NOTEBOOK**

- ✪ Scored first points of his career in win over Gardner-Webb; also scored three points vs. Wofford.
- ✪ Made first appearance of his career in 2014 in final seconds of win over Purdue.
- ✪ Made the team as a walk-on in October of 2014.
- ✪ Played at Sidwell Friends in Washington, D.C., where his team won two Mid-Atlantic Conference championships and he was named an All-MAC first-team selection in his senior season.
- ✪ Averaged 19.5 points, 6.0 assists, and 5.5 rebounds per game with the Quakers.
- ✪ Member of the School Senate at Sidwell Friends and also named a National Achievement Scholar.
- ✪ Plans to major in Environmental Engineering.

MCGLOIN'S GAME-BY-GAME (FRESHMAN)

Opponent	M	FG-A	3P-A	FT-A	Reb	PF	A	T	B	S	PTS
N13 Austin Peay	1	0-1	0-0	0-0	0	0	0	0	0	0	0
N16 Gardner-Webb	2	1-1	1-1	1-2	1	1	0	0	0	0	3
N19 Stony Brook	DNP										
N23 vs. St. Johns	2	0-0	0-0	2-2	0	0	0	0	0	0	2
N24 vs. Wake Forest	2	0-2	0-1	0-0	2	0	0	0	0	0	0
N25 vs. Kansas	DNP										
D2 Detroit	5	1-2	0-1	0-0	0	2	0	0	0	0	2
D6 @Baylor	DNP										
D9 Dayton	DNP										
D19 Wofford	1	1-2	1-2	0-0	0	0	0	0	0	0	3
D22 @Purdue											
D30 W. Michigan											
J2 LSU											
J5 @Arkansas											
J9 @S. Carolina											
J12 Auburn											
J16 Alabama											
J20 @Tennessee											
J23 @Kentucky											
J26 Florida											
J30 @Texas											
F4 Texas A&M											
F6 @Ole Miss											
F10 Missouri											
F13 @Auburn											
F16 @Miss. State											
F20 Georgia											
F23 @Florida											
F27 Kentucky											
M1 Tennessee											
M5 @Texas A&M											

McGloin's Overall Statistics at Vanderbilt

Year	GP	GS	Min	Avg	FG	FGA	Pct	3FG	3FGA	Pct	FT	FTA	Pct	Off	Def	Tot	Avg	PF	FO	Ast	TO	Blk	Stl	Pts	Avg
2014-15	5	0	5	1.0	0	1	.000	0	1	.000	0	0	.000	0	3	3	0.6	0	0	1	3	0	0	0	0.0
2015-16	6	0	13	2.2	3	8	.375	2	5	.400	3	4	.750	0	3	3	0.5	1	0	0	0	0	0	11	1.8
TOTAL	11	0	18	1.6	3	9	.333	2	6	.333	3	4	.750	0	6	6	0.5	1	0	1	3	0	0	11	1.0

McGloin's SEC Statistics at Vanderbilt

Year	GP	GS	Min	Avg	FG	FGA	Pct	3FG	3FGA	Pct	FT	FTA	Pct	Off	Def	Tot	Avg	PF	FO	Ast	TO	Blk	Stl	Pts	Avg
2014-15	2	0	0	0.0	0	0	.000	0	0	.000	0	0	.000	0	1	1	1.0	1	0	1	0	0	0	0	0.0
TOTAL	2	0	0	0.0	0	0	.000	0	0	.000	0	0	.000	0	1	1	1.0	1	0	1	0	0	0	0	0.0



JEFF ROBERSON

11

Sophomore, Forward
6'6" 220 lbs.
Houston, Texas
The Kinkaid School

SEASON HIGHS

Points: 18, vs. Gardner-Webb (11/16/15)
FG Made: 6, vs. Gardner-Webb (11/16/15)
FG Atts: 8, 2x, last vs. Wofford (12/19/15)
3FG Made: 1, 3x last vs. Wofford (12/19/15)
3FG Atts: 3, 2x, last vs. Wofford (12/19/15)
FT Made: 5, vs. Gardner-Webb (11/16/15)
FT Atts: 6, vs. Gardner-Webb (11/16/15)
Rebounds: 13, vs. St. John's (11/23/15)
Assists: 2, vs. Kansas (11/25/15)
Turnovers: 4, at Baylor (12/6/15)
Blocks: 2, vs. Detroit (12/2/15)
Steals: 2, at Baylor (12/6/15)
Minutes: 30, vs. Wofford (12/19/15)

CAREER HIGHS

Points: 18, vs. Gardner-Webb (11/16/15)
FG Made: 6, vs. Gardner-Webb (11/16/15)
FG Atts: 8, vs. Gardner-Webb (11/16/15)
3FG Made: 2, 2x, last at Georgia (1/27/15)
3FG Atts: 3, vs. St. Johns (11/23/15)
FT Made: 5, vs. Gardner-Webb (11/16/15)
FT Atts: 6, 4x, last vs. South Carolina (2/7/15)
Rebounds: 13, vs. St. John's (11/23/15)
Assists: 4, at Georgia (1/27/15)
Turnovers: 4, 4x, last at Baylor (12/6/15)
Blocks: 2, 2x, last vs. Detroit (12/2/15)
Steals: 2, 4x, last at Baylor (12/6/15)
Minutes: 35, vs. La Salle (11/29/14)

MISCELLANEOUS

ROBERSON NOTEBOOK

- ✪ Scored 13 points and had seven rebounds in win over Wofford.
- ✪ Grabbed career-high 13 rebounds in win over St. John's in Maui.
- ✪ Scored career-high 18 points and tied his career high with eight rebounds in win over Gardner-Webb.
- ✪ Started 24 games as a true freshman in 2014-15; averaged 4.7 ppg and shot 45.5% from three.
- ✪ Scored career-high 12 points vs. Tennessee at Memorial Gym.
- ✪ Scored eight points at Georgia Tech on 4-of-5 shooting; also scored eight points vs. Penn and 4-5 from floor.
- ✪ Tied a career high with eight rebounds against Baylor.
- ✪ Played career-high 35 minutes vs. LaSalle and scored seven points and grabbed seven rebounds.
- ✪ Left The Kinkaid School as the school's all-time leading scorer with 1,743 points.
- ✪ Averaged 20.1 points, 9.2 rebounds, 2.0 assists, and 1.5 steals per game in his senior season at the Kinkaid School in Houston.
- ✪ Named a finalist for the Guy V. Lewis Award, which is given to the top high school player in the city of Houston.
- ✪ As a senior, Roberson shot 66.8% from the floor, 48% from three-point range, and 78% from the free throw line.
- ✪ Chose Vanderbilt over Georgia Tech, Saint Louis, and Harvard.

ROBERSON GAME-BY-GAME (FRESHMAN)

Opponent	M	FG-A	3P-A	FT-A	Reb	PF	A	T	B	S	PTS
N13 Austin Peay	DNP										
N16 Gardner-Webb	21	6-8	1-2	5-6	8	2	0	1	0	0	18
N19 Stony Brook*	14	1-2	0-0	2-2	1	3	0	2	0	1	4
N23 vs. St. Johns	19	3-6	2-3	3-4	13	2	0	1	1	1	11
N24 vs. Wake Forest	20	3-5	1-2	3-5	7	3	0	0	0	0	10
N25 vs. Kansas	15	0-2	0-1	0-0	1	2	2	1	1	0	0
D2 Detroit	17	3-5	1-2	1-2	5	1	1	0	2	0	8
D6 @Baylor	24	2-3	0-0	0-0	3	2	0	4	0	2	4
D9 Dayton*	29	0-0	0-0	1-2	3	4	1	1	0	0	1
D19 Wofford*	30	4-8	1-3	4-4	7	2	1	1	0	0	13
D22 @Purdue											
D30 W. Michigan											
J2 LSU											
J5 @Arkansas											
J9 @S. Carolina											
J12 Auburn											
J16 Alabama											
J20 @Tennessee											
J23 @Kentucky											
J26 Florida											
J30 @Texas											
F4 Texas A&M											
F6 @Ole Miss											
F10 Missouri											
F13 @Auburn											
F16 @Miss. State											
F20 Georgia											
F23 @Florida											
F27 Kentucky											
M1 Tennessee											
M5 @Texas A&M											

Roberson's Overall Statistics at Vanderbilt

Year	GP	GS	Min	Avg	FG	FGA	Pct	3FG	3FGA	Pct	FT	FTA	Pct	Off	Def	Tot	Avg	PF	FO	Ast	TO	Blk	Stl	Pts	Avg
2014-15	33	24	637	19.3	50	103	.485	15	33	.455	40	64	.625	32	70	102	3.1	86	2	37	48	10	13	155	4.7
2015-16	9	3	189	21.0	22	39	.564	6	13	.462	19	25	.760	14	34	48	5.3	21	0	5	11	4	5	69	7.7
TOTAL	42	27	826	19.7	72	142	.507	21	46	.457	59	89	.663	46	104	150	3.6	107	2	42	59	14	18	224	5.3

Roberson's SEC Statistics at Vanderbilt

Year	GP	GS	Min	Avg	FG	FGA	Pct	3FG	3FGA	Pct	FT	FTA	Pct	Off	Def	Tot	Avg	PF	FO	Ast	TO	Blk	Stl	Pts	Avg
2014-15	16	11	313	19.6	22	49	.449	7	13	.538	24	40	.600	18	29	47	2.9	43	1	20	23	3	6	75	4.7
TOTAL	16	11	313	19.6	22	49	.449	7	13	.538	24	40	.600	18	29	47	2.9	43	1	20	23	3	6	75	4.7

**SAMIR SEHIC****21**Freshman, Forward
6'9" 247 lbs.
Atlanta, Ga.
Cy Woods HS

SEASON HIGHS

Points: 3, vs. St. John's (11/23/15)
FG Made: 1, 3x, last vs. St. John's (11/23/15)
FG Atts: 5, vs. Austin Peay (11/13/15)
3FG Made: 1, vs. St. John's (11/23/15)
3FG Atts: 1, vs. St. John's (11/23/15)
FT Made: 2, vs. Gardner-Webb (11/16/15)
FT Atts: 2, 3x, last vs. Detroit (12/2/15)
Rebounds: 7, vs. Austin Peay (11/13/15)
Assists:
Turnovers: 1, vs. Gardner-Webb (11/16/15)
Blocks:
Steals:
Minutes: 15, vs. Austin Peay (11/13/15)

CAREER HIGHS

Points: 3, vs. St. John's (11/23/15)
FG Made: 1, 3x, last vs. St. John's (11/23/15)
FG Atts: 5, vs. Austin Peay (11/13/15)
3FG Made: 1, vs. St. John's (11/23/15)
3FG Atts: 1, vs. St. John's (11/23/15)
FT Made: 2, vs. Gardner-Webb (11/16/15)
FT Atts: 2, 3x, last vs. Detroit (12/2/15)
Rebounds: 7, vs. Austin Peay (11/13/15)
Assists:
Turnovers: 1, vs. Gardner-Webb (11/16/15)
Blocks:
Steals:
Minutes: 15, vs. Austin Peay (11/13/15)

MISCELLANEOUS

SEHIC NOTEBOOK

- ✪ Scored career-high three points in win over St. John's in Maui.
- ✪ Originally from Bosnia, Sehic thrives as a bruising skilled forward who can score inside and out.
- ✪ As a junior with Cy Woods High School in Cypress Texas, he averaged 17.6 points, 13 rebounds, 1.8 assists, and 1.1 blocks per game.
- ✪ As a senior, he averaged 20 points, 14 rebounds, two assists, one block and one steal.
- ✪ Holds Cy Woods record for points, rebounds, and games played.
- ✪ Named MVP of his district, was a two-time all-state and academic all-state selection.
- ✪ Son of Jasmin and Amra Sehic...Has one sister, Melissa.
- ✪ Recipient of the Jerry H. Smith Scholarship.
- ✪ Advice to youngsters: "It's never too early to start focusing on a dream or goal."

SEHIC GAME-BY-GAME (FRESHMAN)

Opponent	M	FG-A	3P-A	FT-A	Reb	PF	A	T	B	S	PTS
N13 Austin Peay	15	1-5	0-0	0-0	7	2	0	0	0	0	2
N16 Gardner-Webb	7	0-1	0-0	2-2	0	0	0	1	0	0	2
N19 Stony Brook	7	1-2	0-0	0-0	2	0	0	0	0	0	2
N23 vs. St. Johns	7	1-2	1-1	0-2	3	1	0	0	0	0	3
N24 vs. Wake Forest	4	0-1	0-0	0-0	1	1	0	0	0	0	0
N25 vs. Kansas	DNP										
D2 Detroit	10	0-1	0-0	1-2	3	1	0	0	0	0	1
D6 @Baylor	DNP										
D9 Dayton	3	0-0	0-0	0-0	0	1	0	0	0	0	0
D19 Wofford	8	0-1	0-1	0-0	1	2	1	1	0	0	0
D22 @Purdue											
D30 W. Michigan											
J2 LSU											
J5 @Arkansas											
J9 @S. Carolina											
J12 Auburn											
J16 Alabama											
J20 @Tennessee											
J23 @Kentucky											
J26 Florida											
J30 @Texas											
F4 Texas A&M											
F6 @Ole Miss											
F10 Missouri											
F13 @Auburn											
F16 @Miss. State											
F20 Georgia											
F23 @Florida											
F27 Kentucky											
M1 Tennessee											
M5 @Texas A&M											

Sehic's Overall Statistics at Vanderbilt

Year	GP	GS	Min	Avg	FG	FGA	Pct	3FG	3FGA	Pct	FT	FTA	Pct	Off	Def	Tot	Avg	PF	FO	Ast	TO	Blk	Stl	Pts	Avg
2015-16	8	0	61	7.6	3	13	.231	1	2	.500	3	6	.500	7	10	17	2.1	8	0	1	2	0	0	10	1.3
TOTAL	8	0	61	7.6	3	13	.231	1	2	.500	3	6	.500	7	10	17	2.1	8	0	1	2	0	0	10	1.3



JOE TOYE

2

Freshman, Guard
6'7" 201 lbs.
Chicago, Ill.
Whitney Young HS

SEASON HIGHS

Points: 10, vs. Detroit (12/2/15)
FG Made: 3, 4x, last vs. vs. Detroit (12/2/15)
FG Atts: 6, vs. Austin Peay (11/13/15)
3FG Made: 1, 3x, last vs. Wofford (12/19/15)
3FG Atts: 1, 5x, last vs. Wofford (12/19/15)
FT Made: 4, vs. Detroit (12/2/15)
FT Atts: 6, vs. Detroit (12/2/15)
Rebounds: 4, 2x, vs. Detroit (12/2/15)
Assists: 1, 2x, last vs. Wofford (12/19/15)
Turnovers: 1, 3x, vs. Detroit (12/2/15)
Blocks: 1, vs Wofford (12/19/15)
Steals: 1, 2x, last vs. Wake Forest (11/24/15)
Minutes: 16, vs. Wofford (12/19/15)

CAREER HIGHS

SEASON HIGHS

Points: 10, vs. Detroit (12/2/15)
FG Made: 3, 4x, last vs. vs. Detroit (12/2/15)
FG Atts: 6, vs. Austin Peay (11/13/15)
3FG Made: 1, 3x, last vs. Wofford (12/19/15)
3FG Atts: 1, 5x, last vs. Wofford (12/19/15)
FT Made: 4, vs. Detroit (12/2/15)
FT Atts: 6, vs. Detroit (12/2/15)
Rebounds: 4, 2x, vs. Detroit (12/2/15)
Assists: 1, 2x, last vs. Wofford (12/19/15)
Turnovers: 1, 3x, vs. Detroit (12/2/15)
Blocks: 1, vs Wofford (12/19/15)
Steals: 1, 2x, last vs. Wake Forest (11/24/15)
Minutes: 16, vs. Wofford (12/19/15)

MISCELLANEOUS

TOYE NOTEBOOK

- ✪ Played career-high 16 minutes vs. Wofford.
- ✪ Scored career-high 10 points vs. Detroit - tied his career high with three made field goals.
- ✪ Signed with the Commodores in November of 2014.
- ✪ Was ranked as the sixth-best player in the state of Illinois and a four-star prospect by ESPN, and was also ranked as the 113th-best prospect in the nation by Rivals.com.
- ✪ Toye and his twin sister Elizabeth are both Division I basketball signees - Elizabeth signed with Wisconsin.
- ✪ Attended Whitney Young High School in Chicago, where he was named as a First-Team All-City selection.
- ✪ Averaged 18.0 points, 7.0 rebounds, 2.0 assists, 2.0 steals, and 1.5 blocks as a senior.
- ✪ Chose the Commodores over Iowa, Memphis, Creighton, Bradley, UIC, and Missouri.
- ✪ Recipient of the Edie and David Johnson Family Basketball Scholarship.
- ✪ Advice to youngsters: "Don't let negative influences in your life."

TOYE GAME-BY-GAME (FRESHMAN)

Opponent	M	FG-A	3P-A	FT-A	Reb	PF	A	T	B	S	PTS
N13 Austin Peay	10	3-6	1-1	0-0	0	0	0	1	0	1	7
N16 Gardner-Webb	10	3-4	0-1	2-4	3	1	0	1	0	0	8
N19 Stony Brook	3	0-0	0-0	0-0	0	0	0	0	0	0	0
N23 vs. St. Johns	10	3-4	0-0	3-4	4	0	0	0	0	0	9
N24 vs. Wake Forest	6	1-2	1-1	0-0	0	0	1	0	0	1	3
N25 vs. Kansas	DNP										
D2 Detroit	12	3-5	0-1	4-6	4	4	0	1	0	0	10
D6 @Baylor	DNP										
D9 Dayton	12	1-4	0-0	0-0	2	1	0	0	0	0	2
D19 Wofford	16	2-3	1-1	1-2	2	2	1	0	1	0	2
D22 @Purdue											
D30 W. Michigan											
J2 LSU											
J5 @Arkansas											
J9 @S. Carolina											
J12 Auburn											
J16 Alabama											
J20 @Tennessee											
J23 @Kentucky											
J26 Florida											
J30 @Texas											
F4 Texas A&M											
F6 @Ole Miss											
F10 Missouri											
F13 @Auburn											
F16 @Miss. State											
F20 Georgia											
F23 @Florida											
F27 Kentucky											
M1 Tennessee											
M5 @Texas A&M											

Toye's Overall Statistics at Vanderbilt

Year	GP	GS	Min	Avg	FG	FGA	Pct	3FG	3FGA	Pct	FT	FTA	Pct	Off	Def	Tot	Avg	PF	FO	Ast	TO	Blk	Stl	Pts	Avg
2015-16	8	0	79	9.9	16	28	.571	3	5	.600	10	16	.625	2	13	15	1.9	8	0	2	3	1	2	45	5.6
TOTAL	8	0	79	9.9	16	28	.571	3	5	.600	10	16	.625	2	13	15	1.9	8	0	2	3	1	2	45	5.6



NATHAN WATKINS

10

Senior, Guard
6'5" 186 lbs.
Brentwood, Tenn.
Ensworth School

SEASON HIGHS

Points:
FG Made:
FG Atts:
3FG Made:
3FG Atts: 1, vs. Austin Peay (11/13/15)
FT Made:
FT Atts: 2, vs. Austin Peay (11/13/15)
Rebounds: 2, vs. Austin Peay (11/13/15)
Assists:
Turnovers:
Blocks:
Steals:
Minutes: 6, vs. Detroit (12/2/15)

CAREER HIGHS

Points: 7, at Auburn (2/22/14)
FG Made: 2, 2x, last vs. LSU (3/6/14)
FG Atts: 6, at Auburn (2/22/14)
3FG Made: 1, 2x, last vs. LSU (3/6/14)
3FG Atts: 5, at Auburn (2/22/14)
FT Made: 3, at Tennessee (3/1/14)
FT Atts: 4, at Tennessee (3/1/14)
Rebounds: 4, vs. Miss. State (3/12/14)
Assists:
Turnovers: 2, vs. Alabama A&M (12/15/12)
Blocks:
Steals: 1, at Mississippi State (2/23/13)
Minutes: 16, at Auburn (2/22/14)

WATKINS NOTEBOOK

- ✪ Walk-on guard from Brentwood, Tenn., who played at Ensworth School in Nashville.
- ✪ Played in 12 games as a junior in 2014-15.
- ✪ Played in nine games in 2013-14, including five out of the last six.
- ✪ Averaged 2.3 points and 0.9 rebounds per game.
- ✪ Scored the first point of his career against Northeastern (1/4/14).
- ✪ Played a career-high 16 minutes in a win at Auburn (2/22/14), where he helped contribute to the win with seven points and three rebounds.
- ✪ Scored six points at Tennessee (3/1/14)...Grabbed four rebounds vs. Miss. State (3/12/14) in the SEC Tournament.
- ✪ Averaged 13 points and five rebounds in his senior season at Ensworth, where he was team captain.
- ✪ In his junior and senior years, he was a part of two state and regional championship teams, and his Ensworth squad claimed the 2012 Naples Daily News Tournament Championship.
- ✪ Individually, he was named to the TSSAA State All-Tournament team and the Tennessee Prep Hoops All-Region team in his senior season, while also being named a finalist for the Moss-Oliver Award, an award the Nashville City Civitan Club presents annually to a girl and boy basketball player from a Nashville high school who excels in athletics, academics, school activities and community involvement.
- ✪ Majoring in Medicine, Health, and Society.
- ✪ Nickname is Swatkins.
- ✪ Advice to youngsters: "Never be satisfied with where you're at."

WATKINS GAME-BY-GAME (SENIOR)

Opponent	M	FG-A	3P-A	FT-A	Reb	PF	A	T	B	S	PTS
N13 Austin Peay	4	0-0	0-0	0-2	2	1	0	0	0	0	0
N16 Gardner-Webb	2	0-0	0-0	0-0	0	0	0	0	0	0	0
N19 Stony Brook	DNP										
N23 vs. St. Johns	2	0-0	0-0	0-0	1	0	0	0	0	0	0
N24 vs. Wake Forest	2	0-0	0-0	0-0	0	0	0	0	0	0	0
N25 vs. Kansas	DNP										
D2 Detroit	6	0-0	0-0	0-0	1	0	0	0	0	0	0
D6 @Baylor	DNP										
D9 Dayton	DNP										
D19 Wofford	2	0-0	0-0	0-0	0	0	0	0	0	0	0
D22 @Purdue											
D30 W. Michigan											
J2 LSU											
J5 @Arkansas											
J9 @S. Carolina											
J12 Auburn											
J16 Alabama											
J20 @Tennessee											
J23 @Kentucky											
J26 Florida											
J30 @Texas											
F4 Texas A&M											
F6 @Ole Miss											
F10 Missouri											
F13 @Auburn											
F16 @Miss. State											
F20 Georgia											
F23 @Florida											
F27 Kentucky											
M1 Tennessee											
M5 @Texas A&M											

Watkins' Overall Statistics at Vanderbilt

Year	GP	GS	Min	Avg	FG	FGA	Pct	3FG	3FGA	Pct	FT	FTA	Pct	Off	Def	Tot	Avg	PF	FO	Ast	TO	Blk	Stl	Pts	Avg
2012-13	5	0	5	1.0	0	1	.000	0	1	.000	0	0	.000	0	1	1	0.2	0	0	0	2	0	1	0	0.0
2013-14	9	0	53	5.9	5	18	.278	3	15	.200	8	11	.727	2	6	8	0.9	3	0	0	4	0	0	21	2.3
2014-15	12	0	18	1.5	0	2	.000	0	2	.000	0	0	.000	0	1	1	0.1	2	0	0	1	0	0	0	0.0
2015-16	6	0	18	3.0	0	0	.000	0	0	.000	0	2	.000	1	3	4	0.7	1	0	0	0	0	0	0	0.0
TOTAL	32	0	94	2.9	5	21	.238	3	18	.167	8	13	.615	3	11	14	0.4	6	0	0	7	0	1	21	0.7

Watkins' SEC Statistics at Vanderbilt

Year	GP	GS	Min	Avg	FG	FGA	Pct	3FG	3FGA	Pct	FT	FTA	Pct	Off	Def	Tot	Avg	PF	FO	Ast	TO	Blk	Stl	Pts	Avg
2012-13	2	0	2	1.0	0	1	.000	0	1	.000	0	0	.000	0	0	0	0.0	0	0	0	0	0	1	0	0.0
2013-14	5	0	39	7.8	5	16	.313	3	13	.231	7	8	.875	1	3	4	0.8	1	0	0	3	0	0	20	4.0
2014-15	5	0	8	1.6	0	2	.000	0	2	.000	0	0	.000	0	0	0	0.0	0	0	0	0	0	0	0	0.0
TOTAL	12	0	49	4.1	5	19	.263	3	16	.188	7	8	.875	1	3	4	0.3	1	0	0	3	0	1	20	1.7

2015-16 Vanderbilt Basketball
Vanderbilt Combined Team Statistics (as of Dec 19, 2015)
All games

RECORD:	OVERALL	HOME	AWAY	NEUTRAL
ALL GAMES	7-3	5-1	0-1	2-1
CONFERENCE	0-0	0-0	0-0	0-0
NON-CONFERENCE	7-3	5-1	0-1	2-1

##	Player	gp-gs	min	avg	Total		3-Point		F-Throw		Rebounds				pf	dq	a	to	blk	stl	pts	avg
					fg-fga	fg%	3fg-fga	3fg%	ft-fa	ft%	off	def	tot	avg								
04	BALDWIN IV, Wade	10-9	269	26.9	48-91	.527	16-30	.533	36-43	.837	2	31	33	3.3	30	2	32	25	1	14	148	14.8
30	JONES, Damian	10-10	251	25.1	49-91	.538	0-2	.000	34-60	.567	21	48	69	6.9	26	0	19	19	21	4	132	13.2
03	KORNET, Luke	8-7	167	20.9	29-64	.453	3-22	.136	15-20	.750	19	33	52	6.5	16	0	10	5	22	3	76	9.5
13	LACHANCE, Riley	10-10	286	28.6	33-73	.452	17-38	.447	7-8	.875	3	17	20	2.0	20	0	31	12	1	6	90	9.0
05	FISHER-DAVIS, Matth	10-9	241	24.1	28-65	.431	22-45	.489	7-9	.778	6	36	42	4.2	11	0	13	7	5	7	85	8.5
11	ROBERSON, Jeff	9-3	189	21.0	22-39	.564	6-13	.462	19-25	.760	14	34	48	5.3	21	0	5	11	4	5	69	7.7
24	CRESSLER, Nolan	10-2	179	17.9	24-52	.462	9-30	.300	3-6	.500	4	26	30	3.0	17	0	13	10	1	0	60	6.0
00	JUSTICE, Camron	6-0	101	16.8	12-24	.500	7-16	.438	4-4	1.000	1	10	11	1.8	8	0	3	4	0	5	35	5.8
02	TOYE, Joe	8-0	79	9.9	16-28	.571	3-5	.600	10-16	.625	2	13	15	1.9	8	0	2	3	1	2	45	5.6
40	HENDERSON, Josh	10-0	129	12.9	15-33	.455	1-2	.500	20-24	.833	7	21	28	2.8	17	0	6	4	8	1	51	5.1
20	MCGLOIN, Phillip	6-0	13	2.2	3-8	.375	2-5	.400	3-4	.750	0	3	3	0.5	1	0	0	0	0	0	11	1.8
21	SEHIC, Samir	8-0	61	7.6	3-13	.231	1-2	.500	3-6	.500	7	10	17	2.1	8	0	1	2	0	0	10	1.3
14	JOSEPHS, Carter	6-0	42	7.0	1-1	1.000	0-0	.000	0-0	.000	0	3	3	0.5	2	0	10	4	0	2	2	0.3
10	WATKINS, Nathan	6-0	18	3.0	0-0	.000	0-0	.000	0-2	.000	1	3	4	0.7	1	0	0	0	0	0	0	0.0
Team											12	16	28		1		2					
Total.....		10	2025		283-582	.486	87-210	.414	161-227	.709	99	304	403	40.3	187	2	145	108	64	49	814	81.4
Opponents.....		10	2025		217-609	.356	54-177	.305	125-188	.665	119	240	359	35.9	195	-	79	120	19	55	613	61.3

TEAM STATISTICS	VU	OPP	Date	Opponent	Score	Att.
SCORING	814	613	11/13/15	AUSTIN PEAY	w 80-41	10116
Points per game	81.4	61.3	11/16/15	GARDNER-WEBB	w 98-62	9728
Scoring margin	+20.1	-	11/19/15	STONY BROOK	Wot 79-72	9819
FIELD GOALS-ATT	283-582	217-609	# 11/23/15	vs ST JOHNS	w 92-55	2400
Field goal pct	.486	.356	# 11/24/15	vs Wake Forest	w 86-64	2400
3 POINT FG-ATT	87-210	54-177	# 11/25/15	vs KANSAS	L 63-70	2400
3-point FG pct	.414	.305	12/02/15	DETROIT	w 102-52	9958
3-pt FG made per game	8.7	5.4	12/6/15	at Baylor	L 67-69	7084
FREE THROWS-ATT	161-227	125-188	12/09/15	DAYTON	L 67-72	10469
Free throw pct	.709	.665	12/19/15	WOFFORD	w 80-56	10667
F-Throws made per game	16.1	12.5				
REBOUNDS	403	359				
Rebounds per game	40.3	35.9				
Rebounding margin	+4.4	-				
ASSISTS	145	79				
Assists per game	14.5	7.9				
TURNOVERS	108	120				
Turnovers per game	10.8	12.0				
Turnover margin	+1.2	-				
Assist/turnover ratio	1.3	0.7				
STEALS	49	55				
Steals per game	4.9	5.5				
BLOCKS	64	19				
Blocks per game	6.4	1.9				
ATTENDANCE	60757	14284				
Home games-Avg/Game	6-10126	1-7084				
Neutral site-Avg/Game	-	3-2400				

#- Maui Jim Maui Invitational, Lahaina, Hawaii
* = Conference game

Score by Periods	1st	2nd	OT	Totals
Vanderbilt	403	398	13	814
Opponents	261	346	6	613

2015-16 Vanderbilt Basketball
Vanderbilt Team Game-by-Game (as of Dec 19, 2015)
All games

TEAM STATISTICS

Opponent	Date	Score		Total		3-Pointers		Free throws		Rebounds				pf	a	t/o	blk	stl	pts	avg
				fg-fga	pct	3fg-fga	pct	ft-fta	pct	off	def	tot	avg							
AUSTIN PEAY	11/13/15	80-41	W	32-72	.444	8-19	.421	8-15	.533	17	34	51	51.0	19	17	9	8	6	80	80.0
GARDNER-WEBB	11/16/15	98-62	W	32-55	.582	11-23	.478	23-32	.719	10	25	35	43.0	19	19	10	5	9	98	89.0
STONY BROOK	11/19/15	79-72	Wot	29-65	.446	5-18	.278	16-23	.696	7	27	34	40.0	16	8	6	5	3	79	85.7
vs ST JOHNS	11/23/15	92-55	W	33-62	.532	12-25	.480	14-21	.667	13	36	49	42.2	20	21	11	6	3	92	87.2
vs Wake Forest	11/24/15	86-64	W	31-63	.492	7-17	.412	17-22	.773	13	30	43	42.4	25	14	8	4	6	86	87.0
vs KANSAS	11/25/15	63-70	L	23-56	.411	6-27	.222	11-15	.733	6	26	32	40.7	21	11	11	8	5	63	83.0
DETROIT	12/02/15	102-52	W	35-61	.574	12-26	.462	20-30	.667	11	42	53	42.4	14	18	12	11	7	102	85.7
at Baylor	12/6/15	67-69	L	22-47	.468	10-21	.476	13-17	.765	9	23	32	41.1	17	17	17	6	6	67	83.4
DAYTON	12/09/15	67-72	L	21-51	.412	6-17	.353	19-25	.760	7	24	31	40.0	21	6	13	6	3	67	81.6
WOFFORD	12/19/15	80-56	W	25-50	.500	10-17	.588	20-27	.741	6	37	43	40.3	15	14	11	5	1	80	81.4
Vanderbilt		814		283-582	.486	87-210	.414	161-227	.709	99	304	403	40.3	187	145	108	64	49	814	81.4
Opponents		613		217-609	.356	54-177	.305	125-188	.665	119	240	359	35.9	195	79	120	19	55	613	61.3

Games played: 10
Points/game: 81.4
FG Pct: 48.6
3FG Pct: 41.4
FT Pct: 70.9

Rebounds/game: 40.3
Assists/game: 14.5
Turnovers/game: 10.8
Assist/turnover ratio: 1.3
Steals/game: 4.9
Blocks/game: 6.4

2015-16 Vanderbilt Basketball
Vanderbilt Opponent Game-by-Game (as of Dec 19, 2015)
All games

OPPONENT STATISTICS

Opponent	Date	Score		Total		3-Pointers		Free throws		Rebounds				pf	a	t/o	blk	stl	pts	avg
				fg-fga	pct	3fg-fga	pct	ft-fta	pct	off	def	tot	avg							
AUSTIN PEAY	11/13/15	80-41	W	14-64	.219	1-16	.063	12-19	.632	17	28	45	45.0	14	1	14	0	4	41	41.0
GARDNER-WEBB	11/16/15	98-62	W	21-50	.420	7-20	.350	13-18	.722	6	19	25	35.0	27	6	19	1	2	62	51.5
STONY BROOK	11/19/15	79-72	Wot	30-66	.455	4-17	.235	8-12	.667	10	33	43	37.7	21	11	15	5	2	72	58.3
vs ST JOHNS	11/23/15	92-55	W	18-60	.300	2-16	.125	17-22	.773	9	17	26	34.8	17	6	8	3	8	55	57.5
vs Wake Forest	11/24/15	86-64	W	19-58	.328	3-18	.167	23-32	.719	16	21	37	35.2	22	7	12	2	7	64	58.8
vs KANSAS	11/25/15	63-70	L	25-55	.455	8-16	.500	12-22	.545	8	31	39	35.8	11	8	12	1	6	70	60.7
DETROIT	12/02/15	102-52	W	16-70	.229	11-27	.407	9-12	.750	13	21	34	35.6	22	4	15	1	6	52	59.4
at Baylor	12/6/15	67-69	L	26-65	.400	5-11	.455	12-20	.600	20	19	39	36.0	17	18	7	3	7	69	60.6
DAYTON	12/09/15	67-72	L	27-60	.450	5-15	.333	13-22	.591	15	26	41	36.6	21	9	12	1	7	72	61.9
WOFFORD	12/19/15	80-56	W	21-61	.344	8-21	.381	6-9	.667	5	25	30	35.9	23	9	6	2	6	56	61.3
Opponents		613		217-609	.356	54-177	.305	125-188	.665	119	240	359	35.9	195	79	120	19	55	613	61.3
Vanderbilt		814		283-582	.486	87-210	.414	161-227	.709	99	304	403	40.3	187	145	108	64	49	814	81.4

Games played: 10
Points/game: 61.3
FG Pct: 35.6
3FG Pct: 30.5
FT Pct: 66.5

Rebounds/game: 35.9
Assists/game: 7.9
Turnovers/game: 12.0
Assist/turnover ratio: 0.7
Steals/game: 5.5
Blocks/game: 1.9

2015-16 Vanderbilt Basketball
Vanderbilt Points-Rebounds-Assists (as of Dec 19, 2015)
All games

Opponent	Date	Score		00	02	03	04	05	10	11
				JUSTICE,CA	TOYE,JOE	KORNET,LUK	BALDWIN IV	FISHER-DAV	WATKINS,NA	ROBERSON,J
AUSTIN PEAY	11/13/15	80-41	w	8-2-1	7-0-0	13-13-3	14-4-4	6-1-3	0-2-0	DNP
GARDNER-WEBB	11/16/15	98-62	w	3-0-0	8-3-0	10-1-0	9-1-2	9-2-1	0-0-0	18-8-0
STONY BROOK	11/19/15	79-72	w	2-1-0	0-0-0	9-6-1	21-6-2	11-4-1	DNP	4-1-0
vs ST JOHNS	11/23/15	92-55	w	11-3-2	9-4-0	13-7-3	9-3-6	6-2-2	0-1-0	11-13-0
vs Wake Forest	11/24/15	86-64	w	2-2-0	3-0-1	8-6-0	17-4-2	9-4-0	0-0-0	10-7-0
vs KANSAS	11/25/15	63-70	L	9-3-0	DNP	14-4-1	11-2-2	0-1-2	DNP	0-1-2
DETROIT	12/02/15	102-52	w	DNP	10-4-0	2-11-1	20-4-3	12-5-1	0-1-0	8-5-1
at Baylor	12/6/15	67-69	L	DNP	DNP	7-4-1	19-4-4	11-5-3	DNP	4-3-0
DAYTON	12/09/15	67-72	L	DNP	2-2-0	DNP	18-0-2	11-7-0	DNP	1-3-1
WOFFORD	12/19/15	80-56	w	DNP	6-2-1	DNP	10-5-5	10-11-0	0-0-0	13-7-1

Opponent	Date	Score		13	14	20	21	24	30	40
				LACHANCE,R	JOSEPHS,CA	MCGLOIN,PH	SEHIC,SAMI	CRESSLER,N	JONES,DAMI	HENDERSON,
AUSTIN PEAY	11/13/15	80-41	w	7-2-4	0-0-1	0-0-0	2-7-0	6-4-0	12-5-0	5-7-1
GARDNER-WEBB	11/16/15	98-62	w	13-4-6	0-1-1	4-1-0	2-0-0	7-4-4	10-7-4	5-0-1
STONY BROOK	11/19/15	79-72	w	13-1-3	DNP	DNP	2-2-0	4-1-0	13-6-1	0-1-0
vs ST JOHNS	11/23/15	92-55	w	7-0-3	0-0-0	2-0-0	3-3-0	10-2-2	5-5-1	6-5-2
vs Wake Forest	11/24/15	86-64	w	9-0-6	0-0-1	0-2-0	0-1-0	2-4-2	17-10-2	9-2-0
vs KANSAS	11/25/15	63-70	L	7-4-1	DNP	DNP	DNP	5-4-1	17-10-2	0-0-0
DETROIT	12/02/15	102-52	w	10-5-5	2-1-3	2-0-0	1-3-0	14-2-2	10-3-0	11-5-2
at Baylor	12/6/15	67-69	L	7-1-1	DNP	DNP	DNP	8-2-2	9-8-6	2-2-0
DAYTON	12/09/15	67-72	L	11-3-1	DNP	DNP	0-0-0	2-5-0	18-8-2	4-2-0
WOFFORD	12/19/15	80-56	w	6-0-1	0-1-4	3-0-0	0-1-1	2-2-0	21-7-1	9-4-0

2015-16 Vanderbilt Basketball
Vanderbilt Game-by-Game Highs (as of Dec 19, 2015)
All games

Opponent	Date	Score	Points	Rebounds	Assists	Steals	Blocked shots
AUSTIN PEAY	11/13/15	80-41	14-BALDWIN IV, Wad	13-KORNET, Luke	4-BALDWIN IV, Wad LACHANCE, Riley	1-LACHANCE, Riley BALDWIN IV, Wade TOYE, Joe JONES, Damian HENDERSON, Josh FISHER-DAVIS, Mat	4-KORNET, Luke
GARDNER-WEBB	11/16/15	98-62	18-ROBERSON, Jeff	8-ROBERSON, Jeff	6-LACHANCE, Riley	3-LACHANCE, Riley	3-JONES, Damian
STONY BROOK	11/19/15	79-72	21-BALDWIN IV, Wad	6-JONES, Damian BALDWIN IV, Wade KORNET, Luke	3-LACHANCE, Riley	2-BALDWIN IV, Wad	3-KORNET, Luke
vs ST JOHNS	11/23/15	92-55	13-KORNET, Luke	13-ROBERSON, Jeff	6-BALDWIN IV, Wad	2-BALDWIN IV, Wad	2-KORNET, Luke HENDERSON, Josh
vs Wake Forest	11/24/15	86-64	17-BALDWIN IV, Wad JONES, Damian	10-JONES, Damian	6-LACHANCE, Riley	2-BALDWIN IV, Wad	2-KORNET, Luke JONES, Damian
vs KANSAS	11/25/15	63-70	17-JONES, Damian	10-JONES, Damian	2-ROBERSON, Jeff FISHER-DAVIS, Mat BALDWIN IV, Wade JONES, Damian	2-JUSTICE, Camron	4-KORNET, Luke
DETROIT	12/02/15	102-52	20-BALDWIN IV, Wad	11-KORNET, Luke	5-LACHANCE, Riley	2-BALDWIN IV, Wad JOSEPHS, Carter FISHER-DAVIS, Mat	5-KORNET, Luke
at Baylor	12/6/15	67-69	19-BALDWIN IV, Wad	8-JONES, Damian	6-JONES, Damian	2-BALDWIN IV, Wad ROBERSON, Jeff	3-JONES, Damian
DAYTON	12/09/15	67-72	18-BALDWIN IV, Wad JONES, Damian	8-JONES, Damian	2-JONES, Damian BALDWIN IV, Wade	1-BALDWIN IV, Wad ROBERSON, Jeff JONES, Damian	3-FISHER-DAVIS, M
WOFFORD	12/19/15	80-56	21-JONES, Damian	11-FISHER-DAVIS, M	5-BALDWIN IV, Wad	1-BALDWIN IV, Wad	4-JONES, Damian

2015-16 Vanderbilt Basketball
Vanderbilt Team High/Low Analysis (as of Dec 19, 2015)
All games

Vanderbilt - TEAM GAME HIGHS

POINTS	102		DETROIT (12/02/15)
	98		GARDNER-WEBB (11/16/15)
	92		vs ST JOHNS (11/23/15)
	86		vs Wake Forest (11/24/15)
	80		WOFFORD (12/19/15)
	80		AUSTIN PEAY (11/13/15)
FIELD GOALS MADE	35		DETROIT (12/02/15)
	33		vs ST JOHNS (11/23/15)
FIELD GOAL ATTEMPTS	72		AUSTIN PEAY (11/13/15)
	65		STONY BROOK (11/19/15)
FIELD GOAL PERCENTAGE	.582	(32-55)	GARDNER-WEBB (11/16/15)
	.574	(35-61)	DETROIT (12/02/15)
3 PT FIELD GOALS MADE	12		DETROIT (12/02/15)
	12		vs ST JOHNS (11/23/15)
3 PT FG ATTEMPTS	27		vs KANSAS (11/25/15)
	26		DETROIT (12/02/15)
3 PT FG PERCENTAGE	.588	(10-17)	WOFFORD (12/19/15)
	.480	(12-25)	vs ST JOHNS (11/23/15)
FREE THROWS MADE	23		GARDNER-WEBB (11/16/15)
	20		WOFFORD (12/19/15)
	20		DETROIT (12/02/15)
FREE THROW ATTEMPTS	32		GARDNER-WEBB (11/16/15)
	30		DETROIT (12/02/15)
FREE THROW PERCENTAGE	.773	(17-22)	vs Wake Forest (11/24/15)
	.765	(13-17)	at Baylor (12/6/15)
REBOUNDS	53		DETROIT (12/02/15)
	51		AUSTIN PEAY (11/13/15)
ASSISTS	21		vs ST JOHNS (11/23/15)
	19		GARDNER-WEBB (11/16/15)
STEALS	9		GARDNER-WEBB (11/16/15)
	7		DETROIT (12/02/15)
BLOCKED SHOTS	11		DETROIT (12/02/15)
	8		vs KANSAS (11/25/15)
	8		AUSTIN PEAY (11/13/15)
TURNOVERS	17		at Baylor (12/6/15)
	13		DAYTON (12/09/15)
FOULS	25		vs Wake Forest (11/24/15)
	21		DAYTON (12/09/15)
	21		vs KANSAS (11/25/15)

2015-16 Vanderbilt Basketball
Vanderbilt High/Low Analysis (as of Dec 19, 2015)
All games

Opponent - GAME HIGHS

POINTS	72		DAYTON (12/09/15)
	72		STONY BROOK (11/19/15)
	70		vs KANSAS (11/25/15)
	69		at Baylor (12/6/15)
	64		vs Wake Forest (11/24/15)
FIELD GOALS MADE	30		STONY BROOK (11/19/15)
	27		DAYTON (12/09/15)
FIELD GOAL ATTEMPTS	70		DETROIT (12/02/15)
	66		STONY BROOK (11/19/15)
FIELD GOAL PERCENTAGE	.455	(30-66)	STONY BROOK (11/19/15)
	.455	(25-55)	vs KANSAS (11/25/15)
3 PT FIELD GOALS MADE	11		DETROIT (12/02/15)
	8		WOFFORD (12/19/15)
	8		vs KANSAS (11/25/15)
3 PT FG ATTEMPTS	27		DETROIT (12/02/15)
	21		WOFFORD (12/19/15)
3 PT FG PERCENTAGE	.500	(8-16)	vs KANSAS (11/25/15)
	.455	(5-11)	at Baylor (12/6/15)
FREE THROWS MADE	23		vs Wake Forest (11/24/15)
	17		vs ST JOHNS (11/23/15)
FREE THROW ATTEMPTS	32		vs Wake Forest (11/24/15)
	22		DAYTON (12/09/15)
	22		vs KANSAS (11/25/15)
	22		vs ST JOHNS (11/23/15)
FREE THROW PERCENTAGE	.773	(17-22)	vs ST JOHNS (11/23/15)
	.750	(9-12)	DETROIT (12/02/15)
REBOUNDS	45		AUSTIN PEAY (11/13/15)
	43		STONY BROOK (11/19/15)
ASSISTS	18		at Baylor (12/6/15)
	11		STONY BROOK (11/19/15)
STEALS	8		vs ST JOHNS (11/23/15)
	7		DAYTON (12/09/15)
	7		at Baylor (12/6/15)
	7		vs Wake Forest (11/24/15)
BLOCKED SHOTS	5		STONY BROOK (11/19/15)
	3		at Baylor (12/6/15)
	3		vs ST JOHNS (11/23/15)
TURNOVERS	19		GARDNER-WEBB (11/16/15)
	15		DETROIT (12/02/15)
	15		STONY BROOK (11/19/15)
FOULS	27		GARDNER-WEBB (11/16/15)
	23		WOFFORD (12/19/15)

2015-16 Vanderbilt Basketball
Vanderbilt High/Low Analysis (as of Dec 19, 2015)
All games

Vanderbilt - GAME LOWS

POINTS	63	vs KANSAS (11/25/15)
	67	at Baylor (12/6/15)
	67	DAYTON (12/09/15)
	79	STONY BROOK (11/19/15)
	80	AUSTIN PEAY (11/13/15)
	80	WOFFORD (12/19/15)
FIELD GOALS MADE	21	DAYTON (12/09/15)
	22	at Baylor (12/6/15)
FIELD GOAL ATTEMPTS	47	at Baylor (12/6/15)
	50	WOFFORD (12/19/15)
FIELD GOAL PERCENTAGE	.411 (23-56)	vs KANSAS (11/25/15)
	.412 (21-51)	DAYTON (12/09/15)
3 PT FIELD GOALS MADE	5	STONY BROOK (11/19/15)
	6	vs KANSAS (11/25/15)
	6	DAYTON (12/09/15)
3 PT FG ATTEMPTS	17	vs Wake Forest (11/24/15)
	17	DAYTON (12/09/15)
	17	WOFFORD (12/19/15)
3 PT FG PERCENTAGE	.222 (6-27)	vs KANSAS (11/25/15)
	.278 (5-18)	STONY BROOK (11/19/15)
FREE THROWS MADE	8	AUSTIN PEAY (11/13/15)
	11	vs KANSAS (11/25/15)
FREE THROW ATTEMPTS	15	AUSTIN PEAY (11/13/15)
	15	vs KANSAS (11/25/15)
FREE THROW PERCENTAGE	.533 (8-15)	AUSTIN PEAY (11/13/15)
	.667 (14-21)	vs ST JOHNS (11/23/15)
	.667 (20-30)	DETROIT (12/02/15)
REBOUNDS	31	DAYTON (12/09/15)
	32	vs KANSAS (11/25/15)
	32	at Baylor (12/6/15)
ASSISTS	6	DAYTON (12/09/15)
	8	STONY BROOK (11/19/15)
STEALS	1	WOFFORD (12/19/15)
	3	STONY BROOK (11/19/15)
	3	vs ST JOHNS (11/23/15)
	3	DAYTON (12/09/15)
BLOCKED SHOTS	4	vs Wake Forest (11/24/15)
	5	GARDNER-WEBB (11/16/15)
	5	STONY BROOK (11/19/15)
	5	WOFFORD (12/19/15)
TURNOVERS	6	STONY BROOK (11/19/15)
	8	vs Wake Forest (11/24/15)
FOULS	14	DETROIT (12/02/15)
	15	WOFFORD (12/19/15)

2015-16 Vanderbilt Basketball
Vanderbilt High/Low Analysis (as of Dec 19, 2015)
All games

Opponent - GAME LOWS

POINTS	41		AUSTIN PEAY (11/13/15)
	52		DETROIT (12/02/15)
	55		vs ST JOHNS (11/23/15)
	56		WOFFORD (12/19/15)
	62		GARDNER-WEBB (11/16/15)
FIELD GOALS MADE	14		AUSTIN PEAY (11/13/15)
	16		DETROIT (12/02/15)
FIELD GOAL ATTEMPTS	50		GARDNER-WEBB (11/16/15)
	55		vs KANSAS (11/25/15)
FIELD GOAL PERCENTAGE	.219	(14-64)	AUSTIN PEAY (11/13/15)
	.229	(16-70)	DETROIT (12/02/15)
3 PT FIELD GOALS MADE	1		AUSTIN PEAY (11/13/15)
	2		vs ST JOHNS (11/23/15)
3 PT FG ATTEMPTS	11		at Baylor (12/6/15)
	15		DAYTON (12/09/15)
3 PT FG PERCENTAGE	.063	(1-16)	AUSTIN PEAY (11/13/15)
	.125	(2-16)	vs ST JOHNS (11/23/15)
FREE THROWS MADE	6		WOFFORD (12/19/15)
	8		STONY BROOK (11/19/15)
FREE THROW ATTEMPTS	9		WOFFORD (12/19/15)
	12		STONY BROOK (11/19/15)
	12		DETROIT (12/02/15)
FREE THROW PERCENTAGE	.545	(12-22)	vs KANSAS (11/25/15)
	.591	(13-22)	DAYTON (12/09/15)
REBOUNDS	25		GARDNER-WEBB (11/16/15)
	26		vs ST JOHNS (11/23/15)
ASSISTS	1		AUSTIN PEAY (11/13/15)
	4		DETROIT (12/02/15)
STEALS	2		GARDNER-WEBB (11/16/15)
	2		STONY BROOK (11/19/15)
BLOCKED SHOTS	0		AUSTIN PEAY (11/13/15)
	1		GARDNER-WEBB (11/16/15)
	1		vs KANSAS (11/25/15)
	1		DETROIT (12/02/15)
	1		DAYTON (12/09/15)
TURNOVERS	6		WOFFORD (12/19/15)
	7		at Baylor (12/6/15)
FOULS	11		vs KANSAS (11/25/15)
	14		AUSTIN PEAY (11/13/15)

2015-16 Vanderbilt Basketball
Vanderbilt Player High/Low Analysis (as of Dec 19, 2015)
All games

Vanderbilt - INDIVIDUAL GAME HIGHS

Points	21	JONES, Damian vs Wofford (12/19/15)
	21	BALDWIN IV, Wade vs Stony Brook (11/19/15)
	20	BALDWIN IV, Wade vs Detroit (12/02/15)
	19	BALDWIN IV, Wade at Baylor (12/6/15)
	18	BALDWIN IV, Wade vs Dayton (12/09/15)
	18	JONES, Damian vs Dayton (12/09/15)
	18	ROBERSON, Jeff vs Gardner-Webb (11/16/15)
Field Goals Made	7	JONES, Damian vs Wofford (12/19/15)
	7	JONES, Damian vs Dayton (12/09/15)
	7	BALDWIN IV, Wade at Baylor (12/6/15)
	7	BALDWIN IV, Wade vs Stony Brook (11/19/15)
Field Goal Att.	13	JONES, Damian vs Wofford (12/19/15)
	13	JONES, Damian vs Stony Brook (11/19/15)
	13	KORNET, Luke vs Stony Brook (11/19/15)
FG Pct (min 5 made)	.778 (7-9)	BALDWIN IV, Wade at Baylor (12/6/15)
	.750 (6-8)	BALDWIN IV, Wade vs Wake Forest (11/24/15)
	.750 (6-8)	ROBERSON, Jeff vs Gardner-Webb (11/16/15)
3-Point FG Made	4	FISHER-DAVIS, Matthe vs Detroit (12/02/15)
	3	FISHER-DAVIS, Matthe vs Wofford (12/19/15)
	3	LACHANCE, Riley vs Dayton (12/09/15)
	3	FISHER-DAVIS, Matthe vs Dayton (12/09/15)
	3	BALDWIN IV, Wade at Baylor (12/6/15)
	3	FISHER-DAVIS, Matthe at Baylor (12/6/15)
	3	BALDWIN IV, Wade vs Wake Forest (11/24/15)
	3	JUSTICE, Camron vs ST JOHNS (11/23/15)
	3	FISHER-DAVIS, Matthe vs Gardner-Webb (11/16/15)
	3	LACHANCE, Riley vs Gardner-Webb (11/16/15)
3-Point FG Att.	7	FISHER-DAVIS, Matthe at Baylor (12/6/15)
	7	KORNET, Luke vs KANSAS (11/25/15)
3-Pt FG Pct (min 2 made)	1.000 (2-2)	LACHANCE, Riley vs Wofford (12/19/15)
	1.000 (2-2)	BALDWIN IV, Wade vs Wofford (12/19/15)
	1.000 (2-2)	FISHER-DAVIS, Matthe vs ST JOHNS (11/23/15)
Free Throws Made	10	BALDWIN IV, Wade vs Dayton (12/09/15)
	8	BALDWIN IV, Wade vs Detroit (12/02/15)
Free Throw Att.	11	BALDWIN IV, Wade vs Dayton (12/09/15)
	10	JONES, Damian vs Wofford (12/19/15)
	10	JONES, Damian vs KANSAS (11/25/15)
FT Pct (min 3 made)	1.000 (5-5)	HENDERSON, Josh vs Wofford (12/19/15)
	1.000 (4-4)	ROBERSON, Jeff vs Wofford (12/19/15)
	1.000 (4-4)	HENDERSON, Josh vs Dayton (12/09/15)
	1.000 (4-4)	BALDWIN IV, Wade vs ST JOHNS (11/23/15)
	1.000 (4-4)	FISHER-DAVIS, Matthe vs Stony Brook (11/19/15)
	1.000 (4-4)	KORNET, Luke vs Gardner-Webb (11/16/15)
Rebounds	13	ROBERSON, Jeff vs ST JOHNS (11/23/15)
	13	KORNET, Luke vs Austin Peay (11/13/15)
Assists	6	JONES, Damian at Baylor (12/6/15)
	6	LACHANCE, Riley vs Wake Forest (11/24/15)
	6	BALDWIN IV, Wade vs ST JOHNS (11/23/15)
	6	LACHANCE, Riley vs Gardner-Webb (11/16/15)
Steals	3	LACHANCE, Riley vs Gardner-Webb (11/16/15)
	2	ROBERSON, Jeff at Baylor (12/6/15)
	2	BALDWIN IV, Wade at Baylor (12/6/15)
	2	JOSEPHS, Carter vs Detroit (12/02/15)

	2	BALDWIN IV, Wade vs Detroit (12/02/15)
	2	FISHER-DAVIS, Matthe vs Detroit (12/02/15)
	2	JUSTICE, Camron vs KANSAS (11/25/15)
	2	BALDWIN IV, Wade vs Wake Forest (11/24/15)
	2	BALDWIN IV, Wade vs ST JOHNS (11/23/15)
	2	BALDWIN IV, Wade vs Stony Brook (11/19/15)
	2	JUSTICE, Camron vs Gardner-Webb (11/16/15)
	2	FISHER-DAVIS, Matthe vs Gardner-Webb (11/16/15)
Blocked Shots	5	KORNET, Luke vs Detroit (12/02/15)
	4	JONES, Damian vs Wofford (12/19/15)
	4	KORNET, Luke vs KANSAS (11/25/15)
	4	KORNET, Luke vs Austin Peay (11/13/15)
Turnovers	4	BALDWIN IV, Wade vs Dayton (12/09/15)
	4	ROBERSON, Jeff at Baylor (12/6/15)
	4	BALDWIN IV, Wade vs Detroit (12/02/15)
	4	JONES, Damian vs KANSAS (11/25/15)
Fouls	5	BALDWIN IV, Wade at Baylor (12/6/15)
	5	BALDWIN IV, Wade vs KANSAS (11/25/15)

2015-16 Vanderbilt Basketball
Vanderbilt Opponent High/Low Analysis (as of Dec 19, 2015)
All games

OPPONENT INDIVIDUAL GAME HIGHS

Points	30	Prince, Taurean at Baylor (12/6/15)
	25	Selden Jr., Wayne vs KANSAS (11/25/15)
	22	Warney, Jameel vs Stony Brook (11/19/15)
	21	POLLARD, Kendall vs Dayton (12/09/15)
	16	Puriefoy, Carson vs Stony Brook (11/19/15)
	16	NELSON, Tyrell vs Gardner-Webb (11/16/15)
Field Goals Made	10	Prince, Taurean at Baylor (12/6/15)
	10	Warney, Jameel vs Stony Brook (11/19/15)
Field Goal Att.	19	Prince, Taurean at Baylor (12/6/15)
	18	Warney, Jameel vs Stony Brook (11/19/15)
FG Pct (min 5 made)	.727 (8-11)	Selden Jr., Wayne vs KANSAS (11/25/15)
	.714 (5-7)	Walker, Ahmad vs Stony Brook (11/19/15)
3-Point FG Made	4	Prince, Taurean at Baylor (12/6/15)
	4	WILSON, Anton vs Detroit (12/02/15)
	4	Selden Jr., Wayne vs KANSAS (11/25/15)
3-Point FG Att.	9	WILSON, Anton vs Detroit (12/02/15)
	9	Puriefoy, Carson vs Stony Brook (11/19/15)
3-Pt FG Pct (min 2 made)	.667 (4-6)	Selden Jr., Wayne vs KANSAS (11/25/15)
	.667 (2-3)	Justin Gordon vs Wofford (12/19/15)
Free Throws Made	8	Collins, John vs Wake Forest (11/24/15)
	7	Thomas, Devin vs Wake Forest (11/24/15)
Free Throw Att.	11	Thomas, Devin vs Wake Forest (11/24/15)
	10	Selden Jr., Wayne vs KANSAS (11/25/15)
FT Pct (min 3 made)	1.000 (4-4)	Mitoglou, Dinos vs Wake Forest (11/24/15)
	1.000 (4-4)	NELSON, Tyrell vs Gardner-Webb (11/16/15)
	1.000 (3-3)	IVEY, Isaiah vs Gardner-Webb (11/16/15)
Rebounds	14	Horton, Chris vs Austin Peay (11/13/15)
	13	Gathers, Rico at Baylor (12/6/15)
Assists	5	Medford, Lester at Baylor (12/6/15)
	5	Crawford, Bryant vs Wake Forest (11/24/15)
Steals	4	JENKINS, Chris vs Detroit (12/02/15)
	3	Prince, Taurean at Baylor (12/6/15)
	3	Crawford, Bryant vs Wake Forest (11/24/15)
	3	Mussini, Federico vs ST JOHNS (11/23/15)
	3	Johnson, Durand vs ST JOHNS (11/23/15)
Blocked Shots	4	Warney, Jameel vs Stony Brook (11/19/15)
	3	Sima, Yankuba vs ST JOHNS (11/23/15)
Turnovers	4	EFIANAYI, David vs Gardner-Webb (11/16/15)
	3	Wainright, Ishmail at Baylor (12/6/15)
	3	HOGAN, Jaleel vs Detroit (12/02/15)
	3	Ellis, Perry vs KANSAS (11/25/15)
	3	Crawford, Bryant vs Wake Forest (11/24/15)
	3	Puriefoy, Carson vs Stony Brook (11/19/15)
	3	Walker, Ahmad vs Stony Brook (11/19/15)
	3	RIDEAU, Laquincy vs Gardner-Webb (11/16/15)
	3	McBRIDE, Harold vs Gardner-Webb (11/16/15)
	3	NELSON, Tyrell vs Gardner-Webb (11/16/15)
	3	Horton, Chris vs Austin Peay (11/13/15)
	3	Thompson, Terrell vs Austin Peay (11/13/15)
Fouls	5	Matthew Pegram vs Wofford (12/19/15)
	5	Gathers, Rico at Baylor (12/6/15)
	5	Moore, Doral vs Wake Forest (11/24/15)
	5	Walker, Ahmad vs Stony Brook (11/19/15)