



VANDERBILT

BASKETBALL

Vanderbilt Athletic Communications

2601 Jess Neely Drive, Nashville, TN 37212

phone: 615-322-4121

www.vucommODORES.com

VANDERBILT SCHEDULE/RESULTS

NOVEMBER

Date	VU	Opp	Opponent	Time/Result	TV/Rec.
Nov. 6	-	-	Ill.-Springfield	W, 83-62	-
Nov. 11	-	-	Sewanee	W, 67-38	-
Nov. 16	-	-	Trevecca	W, 83-56	1-0
Nov. 20	-	-	Lipscomb	W, 72-62	2-0
Nov. 23	-	-	Tenn. State	W, 78-46	3-0
Nov. 25	-	-	Norfolk St.	W, 63-53	4-0
Nov. 28	-	-	Rutgers	L, 65-68	4-1
Nov. 29	-	-	LaSalle	W, 68-55	5-1

2014 Barclays Center Classic

DECEMBER

Date	VU	Opp	Opponent	Time	TV
Dec. 4	-	-	Baylor	L, 63-66	5-2
Dec. 13	-	-	Purdue	W, 81-71	6-2
Dec. 16	-	-	W. Carolina	W, 99-79	7-2
Dec. 20	-	-	Georgia Tech	L, 60-65	7-3
Dec. 22	-	-	Penn	W, 79-50	8-3
Dec. 31	-	-	Saint Louis	W, 70-55	9-3

JANUARY

Date	VU	Opp	Opponent	Time	TV
Jan. 3	-	-	Yale	W, 79-74 (2OT)	10-3
Jan. 6	-	-	Auburn*	W, 64-52	11-3, 1-0
Jan. 10	-	23	Arkansas*	L, 70-82	11-4, 1-1
Jan. 14	-	-	Georgia*	L, 67-70	11-5, 1-2
Jan. 17	-	-	Miss. St.*	L, 54-57	11-6, 1-3
Jan. 20	-	1	Kentucky*	L, 57-65	11-7, 1-4
Jan. 24	-	-	LSU*	L, 75-79 (OT)	11-8, 1-5
Jan. 27	-	-	Georgia*	L, 62-70	11-9, 1-6
Jan. 31	-	-	Texas A&M*	L, 58-69	11-10, 1-7

FEBRUARY

Date	VU	Opp	Opponent	Time	TV
Feb. 3	-	-	Florida*	W, 67-61	12-10, 2-7
Feb. 7	-	-	S. Carolina*	W, 65-50	13-10, 3-7
Feb. 11	-	-	Tennessee*	8 pm	SECN
Feb. 14	-	-	Alabama*	7 pm	ESPNU
Feb. 18	-	-	Florida*	6 pm	SECN
Feb. 21	-	-	Missouri*	1:30 pm	SECN
Feb. 26	-	-	Tennessee*	6 pm	ESPN/2
Feb. 28	-	-	Alabama*	3 pm	FSN

MARCH

Date	VU	Opp	Opponent	Time	TV
Mar. 4	-	-	Miss. St.*	8 pm	SECN
Mar. 7	-	-	Ole Miss*	8 pm	SECN
Mar. 11-15			SEC Tournament		SECN/ESPN

ALL TIMES CENTRAL

RANKINGS: AP/ESPN

*SEC GAME

SECN: SEC Network; SECN+: SEC Network Plus;

NBCSN: NBC Sports Network

Game 24/Vanderbilt (13-10, 3-7 SEC) vs. Tennessee (13-9, 5-5 SEC)

Nashville, Tenn. - Memorial Gym - 8 p.m. CT

TV: SEC Network

TV Talent: Dave Neal (pxp), Jon Sundvold (analyst)

Radio: Vanderbilt Radio Network from IMG College, vucommODORES.com

Radio Talent: Joe Fisher (pxp), Tim Thompson (analyst)

Satellite Radio: Sirius 92, XM 190

Live Stats: vucommODORES.com

Twitter Updates: @VandyMBB

GAME INFORMATION



2014-15 Record: 13-10, 3-7 SEC
Head Coach: Kevin Stallings
Career Record: 428-265 (22)
VU Record: 305-202 (16)

2014-15 LEADERS

Points: Damian Jones (14.8)
Rebounds: Damian Jones (6.6)
Assists: Wade Baldwin IV (4.3)
Blocks: Damian Jones (1.9)

SERIES INFORMATION

Series Record: Tennessee leads, 114-71.
Last Meeting: UT win, 76-38, on 3/1/14 in Knoxville.
Record at Vanderbilt: VU leads, 53-38.
Record at UT: UT leads, 70-17.
Record at Neutral Site: UT leads, 6-1.
Coach Stallings vs. UT: Coach Stallings is 13-18 vs. Tennessee.



2014-15 Record: 13-9, 5-5 SEC
Head Coach: Donnie Tyndall
Career Record: 215-116 (10)
UT Record: 13-9 (1)

2014-15 LEADERS

Points: Josh Richardson (15.6)
Rebounds: Armani Moore (7.0)
Assists: Josh Richardson (3.6)
Blocks: Armani Moore (1.2)

JONES LEADS DORES

Sophomore post player Damian Jones is having a stellar sophomore campaign, averaging 14.8 points and 6.6 rebounds per game in the first 23 contests. Jones, a preseason All-SEC First Team selection by the league's coaches, has scored 20+ points in five games this year and is second in the SEC in field goal percentage (.535), ninth in the SEC in scoring, ninth in rebounding, 3rd in blocks (1.9), and 10th in defensive rebounding (4.3/game).

LACHANCE LEADS ALL SEC FRESHMEN

Freshman Riley LaChance is the leading freshman scorer in the SEC at 12.8 points per game in all games and 12.5 points per contest in SEC Games. He also leads all SEC freshmen in three's made per contest at 2.0 per game, which is fourth in the conference overall. LaChance recently won his third SEC Freshman of the Week honor for his play in two wins against Florida and South Carolina, when he averaged 17 points, 4.5 rebounds, and two steals in the two games. Earlier this year, he poured in two consecutive 26-point games against Purdue and Western Carolina, and has three 20+ point games this season. In all, he has scored in double figures in 17 contests.

COACH STALLINGS IN 16TH YEAR

Head Coach Kevin Stallings, the school's all-time winningest coach, is in his 16th season with the Commodores and 21st overall as a head coach. Stallings has 305 career wins at Vanderbilt and 428 overall as a head coach. He has seven 20-win seasons in the last 10 seasons, with six NCAA tournament appearances and two Sweet 16's (2004 and 2007). He is also one of five SEC coaches to win 300 or more games at one institution, joining Kentucky's Adolph Rupp, Florida's Billy Donovan, and LSU's Dale Brown and Harry Rabenhorst.

SIKAM

Senior James Siakam has now had two straight double-doubles after posting a 16-point, 10-rebound effort in a win over South Carolina. In a win over Florida, Siakam had 12 points and 11 rebounds. Rebounding runs in the family - James is 27th in the country in offensive rebounding percentage, while his brother Pascal, who plays at New Mexico State, is ranked 18th in the same category.











Billy Donovan - 463 wins
 Kevin Stallings - 305 wins

ACTIVE WINNINGEST SEC COACHES

ALL-TIME WINNINGEST SEC COACHES

1. Adolph Rupp, UK - 875 wins
2. Billy Donovan, UF, 463 wins
3. Dale Brown, LSU, 448 wins
4. C.M. Newton, Alabama/Vanderbilt; Harry Rabenhorst, LSU, 340 wins
6. Tubby Smith, UGA/UK, 308 wins
7. Kevin Stallings, Vanderbilt, 305 wins



0		SHELTON MITCHELL F ★ 6-3 ★ 186 ★ Fr. ★ Waxhaw, N.C. <table><tr><th>PPG</th><th>RPG</th><th>APG</th><th>SPG</th><th>BPG</th><th>MPG</th></tr><tr><td>4.6</td><td>2.3</td><td>3.6</td><td>0.1</td><td>0.1</td><td>22.3</td></tr></table>	PPG	RPG	APG	SPG	BPG	MPG	4.6	2.3	3.6	0.1	0.1	22.3	NOTES: Scored career-high 15 points and dished out career-high eight assists in career-best 46 minutes vs. Yale...Has started 11 contests at point guard this year... Day to day after missing Saturday's game vs. S.C. with concussion symptoms.	CAREER HIGHS Pts. - 15, vs. Yale (1/3/15) Rebs. - 6, at Ga. Tech (12/20/14) Ast. - 8, vs. Yale (1/3/15) Min. - 46, vs. Yale (1/3/15)
PPG	RPG	APG	SPG	BPG	MPG											
4.6	2.3	3.6	0.1	0.1	22.3											
3		LUKE KORNET F ★ 7-0 ★ 240 ★ So. ★ Lantana, Texas <table><tr><th>PPG</th><th>RPG</th><th>APG</th><th>SPG</th><th>BPG</th><th>MPG</th></tr><tr><td>8.5</td><td>3.7</td><td>0.9</td><td>0.3</td><td>1.1</td><td>22.1</td></tr></table>	PPG	RPG	APG	SPG	BPG	MPG	8.5	3.7	0.9	0.3	1.1	22.1	NOTES: Tallied 22 points off of the bench vs. LSU, a career-high in SEC games...Scored career-high 24 pts on 10-11 shooting vs. Tenn. St....Grabbed 10 rebs. vs. Auburn...Son of Frank Kornet, a former VU basketball standout of his own from 1986-89.	CAREER HIGHS Pts. - 24, vs. Tenn. St. (11/23/14) Rebs. - 10, 2x, last vs. Auburn (1/6/15) Ast. - 4, 2x, last vs. S.C. (2/7/15) Min. - 34, at Ole Miss (3/8/14)
PPG	RPG	APG	SPG	BPG	MPG											
8.5	3.7	0.9	0.3	1.1	22.1											
4		WADE BALDWIN IV G ★ 6-3 ★ 195 ★ Fr. ★ Belle Mead, N.J. <table><tr><th>PPG</th><th>RPG</th><th>APG</th><th>SPG</th><th>BPG</th><th>MPG</th></tr><tr><td>7.9</td><td>3.7</td><td>4.3</td><td>1.6</td><td>0.1</td><td>26.5</td></tr></table>	PPG	RPG	APG	SPG	BPG	MPG	7.9	3.7	4.3	1.6	0.1	26.5	NOTES: Dished out 10 assists vs. Tenn. St...Won his first SEC FOW honor earlier this season...Has 98 assists and only 43 turnovers this season...5th in SEC in assists (4.3); 3rd in A/T/O ratio...Leads all SEC freshmen in as-ists...Second in steals (2.0) in league games only.	CAREER HIGHS Pts. - 18, vs. LSU (1/24/15) Rebs. - 9, at Kentucky (1/20/15) Ast. - 10, vs. Tenn. St. (11/23/14) Min. - 35, 3x, last vs. UF (2/3/15)
PPG	RPG	APG	SPG	BPG	MPG											
7.9	3.7	4.3	1.6	0.1	26.5											
5		MATTHEW FISHER-DAVIS G ★ 6-5 ★ 173 ★ Fr. ★ Charlotte, N.C. <table><tr><th>PPG</th><th>RPG</th><th>APG</th><th>SPG</th><th>BPG</th><th>MPG</th></tr><tr><td>5.8</td><td>2.0</td><td>1.1</td><td>0.4</td><td>0.2</td><td>20.0</td></tr></table>	PPG	RPG	APG	SPG	BPG	MPG	5.8	2.0	1.1	0.4	0.2	20.0	NOTES: 6'5 guard considered one of best shooters in 2014 class...Had a new career-high with 14 pts and four made 3's at Arkansas...Scored 12 points vs. Yale in career-high 35 minutes...Made first start of his career vs. LSU.	CAREER HIGHS Pts. - 14, at Ark. (1/10/15) Rebs. - 4, vs. Yale (1/3/15) Ast. - 3, vs. Tenn. St. (11/23/14) Min. - 35, vs. Yale (1/3/15)
PPG	RPG	APG	SPG	BPG	MPG											
5.8	2.0	1.1	0.4	0.2	20.0											
10		NATHAN WATKINS G ★ 6-5 ★ 195 ★ Jr. ★ Brentwood, Tenn. <table><tr><th>PPG</th><th>RPG</th><th>APG</th><th>SPG</th><th>BPG</th><th>MPG</th></tr><tr><td>0.0</td><td>0.1</td><td>0.0</td><td>0.0</td><td>0.0</td><td>1.3</td></tr></table>	PPG	RPG	APG	SPG	BPG	MPG	0.0	0.1	0.0	0.0	0.0	1.3	NOTES: Walk-on guard from Brentwood, Tenn., who played at Ensworth School in Nashville...Played in 8 games last year...Played 16 huge minutes at Auburn in '14, scored 7 pts and had 3 rebs...Had career bests in pts, rebs, min., FG's made, 3 FG's made vs. Tigers.	CAREER HIGHS Pts. - 7, at Auburn (2/22/14) Rebs. - 4, vs. Miss. St. (3/12/14) Ast. - Min. - 16, at Auburn (2/22/14)
PPG	RPG	APG	SPG	BPG	MPG											
0.0	0.1	0.0	0.0	0.0	1.3											
11		JEFF ROBERSON F ★ 6-6 ★ 206 ★ Fr. ★ Houston, Texas <table><tr><th>PPG</th><th>RPG</th><th>APG</th><th>SPG</th><th>BPG</th><th>MPG</th></tr><tr><td>4.7</td><td>3.7</td><td>1.1</td><td>0.3</td><td>0.3</td><td>20.3</td></tr></table>	PPG	RPG	APG	SPG	BPG	MPG	4.7	3.7	1.1	0.3	0.3	20.3	NOTES: Usually called on for team's toughest defensive assignment...Started 23 games this season...Scored career-high 11 points and had career-best 4 assists at UGA...Left The Kinkaid School as the school's all-time leading scorer with 1,743 points.	CAREER HIGHS Pts. - 11, at Georgia (1/27/15) Rebs. - 8, vs. Lipscomb (11/20/14) Ast. - 4, at Georgia (1/27/15) Min. - 35, vs. LaSalle (11/29/14)
PPG	RPG	APG	SPG	BPG	MPG											
4.7	3.7	1.1	0.3	0.3	20.3											
13		RILEY LACHANCE G ★ 6-2 ★ 194 ★ Fr. ★ Brookfield, Wis. <table><tr><th>PPG</th><th>RPG</th><th>APG</th><th>SPG</th><th>BPG</th><th>MPG</th></tr><tr><td>12.8</td><td>3.2</td><td>2.6</td><td>0.7</td><td>0.1</td><td>33.3</td></tr></table>	PPG	RPG	APG	SPG	BPG	MPG	12.8	3.2	2.6	0.7	0.1	33.3	NOTES: Won SEC FOW honors three times this season, including last week in wins over SC and Fla., when he averaged 17 pts and 4.5 rebounds...SEC's leading fresh- men scorer in all games and SEC only...Scored in double figures in 17 games this season.	CAREER HIGHS Pts. - 26, 2x, last vs. W. Carolina (12/16/14) Rebs. - 7, at St. Louis (12/31/14) Ast. - 6, 2x last vs. LSU (1/24/15) Min. - 42, vs. Yale (1/3/15)
PPG	RPG	APG	SPG	BPG	MPG											
12.8	3.2	2.6	0.7	0.1	33.3											
14		CARTER JOSEPHS G ★ 6-0 ★ 180 ★ So. ★ San Antonio, Texas <table><tr><th>PPG</th><th>RPG</th><th>APG</th><th>SPG</th><th>BPG</th><th>MPG</th></tr><tr><td>0.0</td><td>0.3</td><td>0.5</td><td>0.0</td><td>0.0</td><td>3.3</td></tr></table>	PPG	RPG	APG	SPG	BPG	MPG	0.0	0.3	0.5	0.0	0.0	3.3	NOTES: Guard from San Antonio, Texas, who earned a scholarship over the summer...Played in 19 games last year, received first career start at Ole Miss...Dished out 9 assists, had 1 steal, no turnovers in 16 min. at Auburn in '14...Played season-high 13 minutes vs. S.C. (4 assists).	CAREER HIGHS Pts. - 2, at Miss. State (2/23/13) Rebs. - 3, vs. Florida (2/25/14) Ast. - 9, at Auburn (2/22/14) Min. - 21, at Ole Miss (3/8/14)
PPG	RPG	APG	SPG	BPG	MPG											
0.0	0.3	0.5	0.0	0.0	3.3											
30		DAMIAN JONES C ★ 6-10 ★ 250 ★ So. ★ Baton Rouge, La. <table><tr><th>PPG</th><th>RPG</th><th>APG</th><th>SPG</th><th>BPG</th><th>MPG</th></tr><tr><td>14.8</td><td>6.6</td><td>0.9</td><td>0.8</td><td>1.9</td><td>29.1</td></tr></table>	PPG	RPG	APG	SPG	BPG	MPG	14.8	6.6	0.9	0.8	1.9	29.1	NOTES: Team leader in points per game with 15.1 ppg...9th in SEC in scoring, 2nd in SEC in FG% (.535)... Has 5 20+ games this year...9th in SEC in rebounding, 3rd in blocks...Was named to the preseason All-SEC 1st team this season...Scored 21 pts at Miss. State.	CAREER HIGHS Pts. - 24, vs. Trevecca (11/16/14) Rebs. - 13, vs. TAMU (2/15/14) Ast. - 2, 4x, last vs. Rutgers (11/28/14) Min. - 41, vs. TAMU (2/15/14)
PPG	RPG	APG	SPG	BPG	MPG											
14.8	6.6	0.9	0.8	1.9	29.1											
34		SHELBY MOATS F ★ 6-8 ★ 221 ★ Sr. ★ Waconia, Minn. <table><tr><th>PPG</th><th>RPG</th><th>APG</th><th>SPG</th><th>BPG</th><th>MPG</th></tr><tr><td>1.3</td><td>1.1</td><td>0.1</td><td>0.1</td><td>0.0</td><td>4.8</td></tr></table>	PPG	RPG	APG	SPG	BPG	MPG	1.3	1.1	0.1	0.1	0.0	4.8	NOTES: Scored six points and had eight rebounds vs. Trevecca...Graduated with degree in Economics in May... Named to the 2013 SEC Winter Academic Honor Roll and a 2014 CoSida All-Academic District 2 selection.	CAREER HIGHS Pts. - 9, vs. UK (1/10/13) Rebs. - 10, vs. UK (1/10/13) Ast. - 4, vs. Ole Miss (1/15/13) Min. - 36, vs. Ole Miss (1/15/13)
PPG	RPG	APG	SPG	BPG	MPG											
1.3	1.1	0.1	0.1	0.0	4.8											
35		JAMES SIAKAM F ★ 6-7 ★ 225 ★ R-Sr. ★ Douala, Cameroon <table><tr><th>PPG</th><th>RPG</th><th>APG</th><th>SPG</th><th>BPG</th><th>MPG</th></tr><tr><td>8.8</td><td>5.6</td><td>0.6</td><td>1.1</td><td>1.1</td><td>23.0</td></tr></table>	PPG	RPG	APG	SPG	BPG	MPG	8.8	5.6	0.6	1.1	1.1	23.0	NOTES: Started eight games this year...Posted two consecutive double-doubles vs. UF and S.C., and has three for the season...Scored in double figures in 11 games this season...Had 16 points and 10 rebounds in win over South Carolina.	CAREER HIGHS Pts. - 22, at TAMU (1/25/14) Rebs. - 13, vs. Lipscomb (11/15/13) Ast. - 4, 2x, last at Missouri (2/19/14) Min. - 37, vs. Texas A&M (2/15/14)
PPG	RPG	APG	SPG	BPG	MPG											
8.8	5.6	0.6	1.1	1.1	23.0											
40		JOSH HENDERSON C ★ 6-11 ★ 240 ★ R-Sr. ★ Roanoke, Va. <table><tr><th>PPG</th><th>RPG</th><th>APG</th><th>SPG</th><th>BPG</th><th>MPG</th></tr><tr><td>2.4</td><td>1.4</td><td>0.2</td><td>0.1</td><td>0.1</td><td>7.9</td></tr></table>	PPG	RPG	APG	SPG	BPG	MPG	2.4	1.4	0.2	0.1	0.1	7.9	NOTES: Tied for team high with 12 points at Ga. Tech, a season-best; was 5-5 from floor vs. GT...Scored four points in 13 minutes at Kentucky...Made his first start of the season vs. LSU...Graduated with a degree in Economics in May of 2014.	CAREER HIGHS Pts. - 13, 3x, last at UK (2/20) Rebs. - 7, 2x, last vs. Providence (11/22/13) Ast. - 4, vs. Bucknell (11/15/11) Min. - 32, 2x, last at Aub (3/2/13)
PPG	RPG	APG	SPG	BPG	MPG											
2.4	1.4	0.2	0.1	0.1	7.9											



HEAD COACH KEVIN STALLINGS



THE STALLINGS FILE

Born: October 1, 1960**High School:** Collinsville (Ill.) '78**College:** Bachelor's Degree in Business Management and Marketing, Purdue, '82, Master's Degree in Counseling, Purdue, '85**Family:** Wife, Lisa, three children, Jacob (23), Alexa (19), Jordyn (13)

WINNINGEST COACHES AT VANDERBILT

Coach	Yrs	Record	Pct
1. Kevin Stallings (1999-)	16	305-202	.602
2. Roy Skinner (1959, 1962-76)	16	278-135	.673
3. Bob Polk (1948-58, 1960-61)	13	197-106	.650
4. C.M. Newton (1982-89)	8	129-115	.529
5. Jan van Breda Kolff (1994-99)	6	104-81	.562
6. Josh Cody (1924-27, 1932-36)	9	98-100	.495
7. Eddie Fogler (1990-93)	4	81-48	.628

WINNINGEST COACHES AT MEMORIAL GYM

Coach	Yrs	Record
1. Kevin Stallings (2000-)	16	208-62
2. Roy Skinner (1959, 1962-76)	16	181-41
3. Bob Polk (1948-58, 1960-61)	8	96-15
4. C.M. Newton (1982-89)	8	91-37
5. Jan van Breda Kolff (1994-99)	6	75-20
6. Eddie Fogler (1990-93)	4	54-12

STALLINGS THROUGH THE YEARS

Year	School	Position	W-L	Conf.	Postseason
2015	Vanderbilt	Head Coach	13-10	3-7	-
2014	Vanderbilt	Head Coach	15-16	7-11	-
2013	Vanderbilt	Head Coach	16-17	8-10	-
2012	Vanderbilt	Head Coach	25-11	10-6	NCAA Third Round
2011	Vanderbilt	Head Coach	23-11	9-7	NCAA Second Round
2010	Vanderbilt	Head Coach	24-9	12-4	NCAA First Round
2009	Vanderbilt	Head Coach	19-11	8-8	-
2008	Vanderbilt	Head Coach	26-8	10-6	NCAA First Round
2007	Vanderbilt	Head Coach	22-12	10-6	NCAA Regional Semifinals
2006	Vanderbilt	Head Coach	17-13	7-9	NIT First Round
2005	Vanderbilt	Head Coach	20-14	8-8	NIT Quarterfinals
2004	Vanderbilt	Head Coach	23-10	8-8	NCAA Regional Semifinals
2003	Vanderbilt	Head Coach	11-18	3-13	—
2002	Vanderbilt	Head Coach	17-15	6-10	NIT First Round^
2001	Vanderbilt	Head Coach	15-15	4-12	—
2000	Vanderbilt	Head Coach	19-11	8-8	NIT First Round
1999	Illinois State	Head Coach	16-15	7-11	—
1998	Illinois State	Head Coach	25-6	16-2●#	NCAA Second Round
1997	Illinois State	Head Coach	24-6	14-4●#	NCAA First Round
1996	Illinois State	Head Coach	22-12	13-5	NIT Quarterfinals
1995	Illinois State	Head Coach	20-13	13-5	NIT Second Round
1994	Illinois State	Head Coach	16-11	12-6	—
1993	Kansas	Assistant	29-7	11-3●	NCAA Final Four
1992	Kansas	Assistant	27-5	11-3●#	NCAA Second Round
1991	Kansas	Assistant	27-8	10-4●	NCAA Final Four*
1990	Kansas	Assistant	30-5	11-3	NCAA Second Round
1989	Kansas	Assistant	19-12	6-8	—
1988	Purdue	Assistant	29-4	16-2●	NCAA Sweet 16
1987	Purdue	Assistant	25-5	15-3●	NCAA Second Round
1986	Purdue	Assistant	22-10	11-7	NCAA First Round
1985	Purdue	Assistant	20-9	12-6	NCAA First Round
1984	Purdue	Assistant	22-7	15-3●	NCAA First Round
1983	Purdue	Assistant	21-9	11-7	NCAA Second Round
1982	Purdue	Player	18-14	11-7	NIT Final Four
1981	Purdue	Player	21-11	10-8	NIT Final Four
1980	Purdue	Player	27-8	11-7#	NCAA Final Four*
1979	Belleville J.C.	Player	28-9	—	NJCAA Tournament

Totals at Vanderbilt (Head Coach) 305-202 121-133

Totals at Illinois State (Head Coach) 123-63 75-33

Head Coach Totals 428-265 196-165

Totals at Kansas (Assistant Coach) 132-37 49-21

Totals at Purdue (Assistant Coach) 139-44

Totals at Purdue (playing) 66-33

● Regular season conference champions; # Conference tournament champions; * Lost in National Championship game; ^ Included an Opening Round play-in game that Vanderbilt won over Houston.

25	In 33 seasons, his teams have made 25 tournament appearances, including 19 NCAA berths and three Final Fours.
24	20-Win Seasons in his career and 12 conference championships.
7	20-Win Seasons in last 10 seasons and total number of 20-win seasons at Vanderbilt, the most of any Commodore coach.
305	Number of victories at Vanderbilt. Now winningest all-time Vanderbilt coach, surpassed legendary VU mentor Roy Skinner vs. Lipscomb on November 15, 2013.
428	Total victories as a head coach.
3	SEC Players of the Year in his 15-year tenure - Dan Langhi (2000), Derrick Byars (2007), Shan Foster (2008).
26	All-SEC Performers during his time at Vanderbilt.
3	Consecutive trips to the NCAA Tournament (2010, 2011, 2012), the first time Vanderbilt has accomplished the feat.
6	NCAA Tournaments in the last nine seasons.
2	Sweet 16 appearances as Commodore mentor (2004, 2007).
45	At Vanderbilt, all 45 of his seniors either have earned or are currently working toward their college degree.
61	The Commodores won their first SEC Tournament crown in 61 years after defeating #1 Kentucky in final in 2012.
3	Only three losing seasons as a player or coach in 33 years.



VANDERBILT ATHLETIC COMMUNICATIONS

INTERVIEW POLICY

Vanderbilt head coach Kevin Stallings and selected Vanderbilt players will be available to the media before practice on a weekly basis during the non-conference season, and bi-weekly during the SEC season.

The times for those media sessions will be emailed to media members in advance of those pre-practice interviews.

Media may photograph the first 20 minutes of practice. All practices are closed to the public.

POSTGAME INTERVIEW POLICY

Vanderbilt head coach Kevin Stallings will enter the Memorial Gym interview room after the NCAA-mandated 10-minute cooling off period, followed by Vanderbilt players.

Visiting coach and player interviews will be at the discretion of the visiting SID.

VUCOMMODORES.COM

The official website of Vanderbilt athletics, vucommodores.com, includes pregame notes, season statistics, videos of press conferences and meetings with the media, live stats, twitter feeds, and streaming audio and video of everything that is Commodore athletics.

@VANDYMBB

The official Twitter feed of Vanderbilt men's basketball, follow the latest information and get breaking news on Commodore basketball.

QUICK FACTS

Location	Nashville, Tenn.
Founded	1873
Conference	Southeastern
Enrollment	6,738
Nickname	Commodores
Colors	Black and Gold
Home Arena	Memorial Gymnasium (14,316)
Chancellor	Nicholas Zeppos
Vice Chancellor	David Williams II
Faculty Rep.	Dr. Susan Wente

Basketball Staff

Head Coach	Kevin Stallings
Record Overall	428-265 (22)
Record at Vanderbilt	305-202 (16)
Assistant Coaches	Adam Cohen, Derrick Jones, Tom Richardson,
Director of Operations	Dan Cage
Athletic Trainer	Shannon Gordon
Academic Counselor	Neal Clark
Administrative Assistant	Debbie Green
Strength and Conditioning Coach	Garry Christopher
Office Number	(615) 322-6530

Athletic Communications

Men's Basketball SID	Andy Boggs
Media Relations Address	2601 Jess Neely Dr. Nashville, TN 37212
Office Phone	(615) 343-1847
Office Fax	(615) 343-7064
E-Mail	Andy.Boggs@Vanderbilt.edu

3

FRESHMEN LEADERS

The Commodores are starting three true freshmen for the first time since the 2009 SEC Tournament against Alabama on March 12, 2009. In that game, Vanderbilt started true freshmen Brad Tinsley, Jeffery Taylor, and Steve Tchiengang.

Riley LaChance leads all SEC freshmen in scoring at 12.8 ppg, while Wade Baldwin IV leads all freshmen in assists with 4.3 per contest.

FRESHMEN ON SINGLE SEASON LISTS

Baldwin IV is now 3rd on single-season assist list for freshmen with 98, with Shelton Mitchell 8th on the list with 80. Atiba Prater has the all-time freshman single-season assist record with 103 in 1997. LaChance would be seventh on the freshman single-season scoring average list (12.8). Mike Rhodes is VU's single-season freshman scoring average leader with 18.8 ppg, which came in the 1977-78 campaign.

BALDWIN PLAYING WELL

Baldwin leads all freshmen in assists, and is 5th in the SEC in assists (4.3) in all games, 4th in SEC games only (4.1) and 3rd in A/TO ratio (2.3). He also has 20 steals in his last seven games, and is second in the league in SEC games only (2.0). Baldwin already has more steals (36) than last year's season leader, James Siakam, who had 28 for the entire season. He also won his first SEC Freshman of the Week honor earlier this season.

DORES AMONG SEC LEADERS

The Commodores lead the SEC in FG% with 46.8%, and have shot 50% or better in eight games this year. VU is also 1st in 3-Pt FG% (.368) and 4th in assists (15.1).

SEC

Vanderbilt has a 680-673 against the SEC.

2014-15 TRENDS

Winning Opening Tip	10-5
Losing Opening Tip	3-5
VU Scores First	10-3
Opponent Scores First	3-7
Leading at Halftime	10-3
Trailing at Halftime	3-6
Tied at Halftime	0-1
Leading with Five Minutes Remaining	12-1
Trailing with Five Minutes Remaining	1-9
Tied with Five Minutes Remaining	0-0
Leading with Two Minutes Remaining	12-1
Trailing with Two Minutes Remaining	1-9
Tied with Two Minutes Remaining	0-0
Overtime	1-1
Games Decided by Three Points or Less	0-4
Games Decided by 4-10 Points	5-4
Games Decided by 11-20 Points	5-2
Games Decided by 21-plus Points	3-0
VU Shoots 50% or Better	7-1
VU Shoots 40% or Better	13-8
VU Shoots Lower Than 40%	0-2
Opponent Shoots 50% or Better	1-0
Opponent Shoots 40% or Better	4-7
Opponent Shoots Lower Than 40%	9-3
VU Outshoots Opponent	13-3
VU Outshot by Opponent	0-7
Shoot Same Percentage	0-0
VU Scores 70 Points or More	8-2
VU Scores Less Than 70 Points	5-8
VU Scores 80 Points or More	3-0
VU Scores 90 Points or More	1-0
Opponent Scores 70 Points or More	3-4
Opponent Scores Less Than 70 Points	10-6
Opponent Scores 80 Points or More	0-1
Opponent Scores 90 Points or More	0-0
Makes More 3-Pointers Than Opponent	4-5
Makes Fewer 3-Pointers Than Opponent	3-5
3-Pointers are Equal	6-0
Outrebounds Opponent	10-1
Outrebounded by Opponent	2-9
Rebounds are Equal	1-0
Playing on National TV	5-8
Playing on Regional TV	4-1
Online Only	4-1
Playing on Weekday	8-5
Playing on Weekend	5-5
Game Tips Before 6 p.m. CT (afternoons)	3-5
Game Tips After 6 p.m. CT (evenings)	10-5
In White Uniforms	9-3
In Black Uniforms	1-7
In Gold Uniforms	3-0
In November	5-1
In December	4-2
In January	2-7
In February	2-0
In March	0-0
Home	11-3
Neutral	1-1
Away	1-6
Conferences	
vs. Non-Conference	10-3
vs. SEC	3-7
Division II	1-0
Atlantic Sun	1-0
Ohio Valley	1-0
MEAC	1-0
Big Ten	1-1
Atlantic 10	2-0
Big 12	0-1
Southern	1-0
ACC	0-1
Ivy League	2-0
Lineups	
Kornet, Jones, LaChance, Baldwin, Roberson	3-6
Kornet, Jones, LaChance, Mitchell, Roberson	4-1
Siakam, Jones, LaChance, Mitchell, Roberson	4-2
Siakam, Jones, LaChance, Baldwin, Roberson	2-0
Henderson, Jones, LaChance, Fisher-Davis, Baldwin	0-1



ABOUT TENNESSEE

QUICK FACTS

LocationKnoxville, Tenn.
 Founded1794
 Conference.....SEC
 Enrollment.....27,523
 Nickname.....Volunteers
 Colors.....Orange and White
 Home ArenaThompson-Boling Arena (21,678)
 President.....Dr. Joe DiPietro
 Athletics Director.....Dave Hart

Basketball Staff

Head Coach.....Donnie Tyndall
 Record Overall215-116 (10)
 Tennessee Record.....13-9 (1)
 Assistant CoachesAl Pinkins, Chris Shumate,
Beau Braden

- Tennessee enters the game with a 13-9 overall record and a 5-5 mark in SEC play.
- Josh Richardson leads the Volunteers in scoring with 15.6 points per contest. Kevin Punter (10.9) and Armani Moore (10.4) are also averaging double figures.
- Tennessee has dropped four of their last five games, and recently lost at Georgia in a three-point affair, 56-53.

STAT COMPARISON

	VU		TENN	
	All	SEC	All	SEC
Record	13-10	3-7	13-9	5-5
Scoring Offense	69.5	63.9	64.0	61.3
Scoring Defense	63.3	65.5	62.8	61.1
Scoring Margin	+6.3	-1.6	+1.3	+0.2
FG%	.468	.422	.433	.412
FG% Defense	.404	.428	.424	.433
3FG%	.368	.339	.345	.343
3FG% Defense	.339	.408	.378	.357
Free Throw %	.711	.699	.692	.739
Rebounding	34.7	32.9	32.7	32.1
Rebounding Margin	+3.3	+1.1	+1.1	+1.2
Turnovers/game	13.8	14.2	12.3	13.4
Opponent Turnovers	12.3	13.1	14.8	15.0
Steals	5.4	6.4	7.9	7.8
Blocks	4.7	4.6	3.8	3.4

VANDERBILT RADIO NETWORK

**FISHER, THOMPSON COURTSIDE TO CALL
 ACTION ON VANDERBILT RADIO NETWORK
 FROM IMG COLLEGE**

Joe Fisher and Tim Thompson are back at courtside this season, describing the action of every Commodore game to Vanderbilt followers throughout the Southeast.

Fisher, the Voice of the Commodores, will anchor Vanderbilt play-by-play for the 17th consecutive year.

A Nashville native, Fisher also handles the play-by-play broadcasting duties for Commodore football and a select number of baseball games. He also serves as the Director of Broadcasting for Vanderbilt Student Athletics.

Prior to working for Vanderbilt, Fisher served as a television sports anchor in the Nashville market (1987-1996), with stints at WSMV-4 and WKRN-2. He also worked in the public relations field for two years.

Thompson, who is in his 14th year providing color commentary, played for Vanderbilt from 1975-79, receiving the Outstanding Leader and Civitan Sportsmanship Awards. He currently works with Nike College Sports Marketing.

Broadcast Engineer Bob Horner is in his 32nd year courtside producing broadcasts of Commodore basketball. During his tenure, Horner has worked more than 750 games for Vanderbilt.

The broadcasts are produced by IMG College, the exclusive multi-media rightsholder for Vanderbilt. Jeff Miller is the general manager.

All games can be heard on the Vanderbilt radio affiliates below and for free online on vucommodes.com.

Radio Affiliates

WLAC 1510-AM	Nashville*
WNSR 560-AM	Nashville
WNSR 95.9 FM	Nashville
WPLZ 106.9 FM	Chattanooga
WEKR 1240-AM	Fayetteville
WJLM 1490-AM	Lewisburg
WMSR 1320-AM	Manchester
WMPS 1210-AM	Memphis
WDUC 93.9-FM	Tulahoma

* Commodore Flagship Station

FRONTCOURT
HEIGHT

Vanderbilt's starting frontline of 7-0, 6-10 & 6-6 is the second tallest in the SEC in terms of average height. Kentucky – 82.3 inches; **Vanderbilt – 81.3 inches**; LSU – 81.3 inches.

SEC'S YOUNGEST
BACKCOURT

The Commodores' freshman backcourt is the youngest in the SEC. In fact, Vanderbilt is the only school in the league to start three freshmen at the three guard spots.

919

Vanderbilt has made a 3-pointer in 919 consecutive games, a streak which began at the inception of the 3-point line in 1986-87. The Commodores rank second only to UNLV for the longest streak in Division I basketball. Vanderbilt, UNLV and Princeton are the only three schools in college basketball to have made at least one 3-pointer in every game played since the 3-point line was implemented.

TRENDS

Vanderbilt is 10-3 when leading at the half and 12-1 when leading with five minutes remaining, 7-1 when shooting 50% or better from the floor, 7-1 when scoring 70 points or more, and 10-1 when outrebounding an opponent.

YOUNG
DORES

According to KenPom.com, Vanderbilt is number 347 out of 351 Division I playing schools in terms of experience at 0.70 years. The average years of experience across the 351 schools is 1.67 years.

2015 CLASS
RANKED
#20

Head Coach Kevin Stallings recently signed four players to National Letters of Intent for next season - Djery Baptiste, a 6'11 center from Plano, Texas, Camron Justice, a 6'2 guard from Hindman, Kentucky, Samir Sehic, a 6'9 forward from Cypress, Texas, and Joseph Toye, a 6'7 wing from Chicago, each signed with the Commodores on the first day of the signing period on November 12. The quartet was recently named the 20th-best class in the nation according to ESPN.com.

STAFF
ADDITIONS

Head coach Kevin Stallings added assistant coaches Adam Cohen and Derrick Jones to his staff this past offseason. Cohen comes to Vanderbilt after spending one season on Tommy Amaker's staff at Harvard, while Jones comes to Nashville after spending four seasons at Louisiana Tech.



LAST TIME OUT

BOX SCORE VS. SOUTH CAROLINA

Official Basketball Box Score -- Game Totals -- Final Statistics
South Carolina vs Vanderbilt
02/07/15 3 p.m. at Nashville, Tenn. (Memorial Gym)

South Carolina 50 • 11-11, 2-8 SEC

##	Player		Total			3-Ptr			Rebounds			PF	TP	A	TO	Blk	Stl	Min
			FG-FGA	FG-FGA	FT-FTA	FG-FGA	FG-FGA	FT-FTA	Off	Def	Tot							
14	CHATKEVICIUS, L.	f	1-7	0-2	0-0	0	3	3	1	2	3	1	2	0	1	1	1	20
24	CARRERA, Michael	f	1-2	0-1	3-3	1	1	2	2	5	7	0	5	0	1	0	1	10
00	THORNWELL, Sindarius	g	3-7	1-5	5-6	0	0	0	4	12	16	2	12	2	2	0	0	31
04	JOHNSON, Tyrone	g	2-8	0-3	2-2	0	2	2	1	6	7	3	6	3	3	0	0	32
10	NOTICE, Duane	g	4-6	2-3	0-0	0	1	1	4	10	14	0	10	0	1	0	0	23
01	STROMAN, Marcus		1-3	0-1	1-2	0	4	4	3	3	6	3	3	5	1	0	1	22
21	HENRY, Demetrius		1-2	0-0	0-0	0	1	1	3	2	5	0	2	0	1	0	1	21
25	KACINAS, Mindaugas		2-4	0-1	0-0	1	3	4	1	4	5	0	4	0	1	0	0	26
35	STEELE, Brian		2-4	2-3	0-0	1	0	1	4	6	10	0	6	0	1	0	0	15
	Team					1	1	2										
	Totals		17-43	5-19	11-13	4	16	20	23	50	73	10	50	10	12	1	4	200

FG % 1st Half: 10-21 47.6% 2nd half: 7-22 31.8% Game: 17-43 39.5%
 3FG % 1st Half: 3-10 30.0% 2nd half: 2-9 22.2% Game: 5-19 26.3%
 FT % 1st Half: 3-4 75.0% 2nd half: 8-9 88.9% Game: 11-13 84.6%

Deadball
Rebounds
1,1

Vanderbilt 65 • 13-10, 3-7 SEC

##	Player		Total			3-Ptr			Rebounds			PF	TP	A	TO	Blk	Stl	Min
			FG-FGA	FG-FGA	FT-FTA	FG-FGA	FG-FGA	FT-FTA	Off	Def	Tot							
11	BEROSON, Jeff	f	0-2	0-0	3-6	2	5	7	3	3	6	3	3	1	0	0	0	33
35	SIKAM, James	f	5-7	0-0	6-7	5	5	10	1	16	17	0	16	0	2	2	2	30
30	JONES, Damian	c	4-5	0-0	1-1	1	1	2	3	9	12	1	9	1	2	1	0	24
04	BALDWIN IV, Wade	g	3-4	1-2	5-7	0	3	3	3	12	15	2	12	2	1	0	2	25
13	LACHANCE, Riley	g	6-16	3-9	4-4	0	3	3	0	19	22	2	19	2	3	0	3	39
03	KORNET, Luke		1-5	1-4	2-2	1	2	3	1	5	6	4	5	4	2	0	1	25
05	FISHER-DAVIS, Matthe		0-3	0-2	1-2	1	2	3	1	1	2	1	1	1	0	0	0	11
10	WATKINS, Nathan		0-0	0-0	0-0	0	0	0	0	0	0	0	0	0	0	0	0	0+
12	MCGLOIN, Philip		0-0	0-0	0-0	0	1	1	0	0	1	0	0	0	0	0	0	0+
14	JOSEPHS, Carter		0-0	0-0	0-0	0	1	1	2	0	3	4	0	4	0	0	0	13
34	MOATS, Shelby		0-0	0-0	0-0	0	0	0	0	0	0	0	0	0	0	0	0	0+
40	HENDERSON, Josh		0-0	0-0	0-0	0	0	0	0	0	0	0	0	0	0	0	0	0+
	Team					0	0	0										
	Totals		19-42	5-17	22-29	10	23	33	14	65	79	15	65	15	10	3	8	200

FG % 1st Half: 8-21 38.1% 2nd half: 11-21 52.4% Game: 19-42 45.2%
 3FG % 1st Half: 1-7 14.3% 2nd half: 4-10 40.0% Game: 5-17 29.4%
 FT % 1st Half: 5-8 62.5% 2nd half: 17-21 81.0% Game: 22-29 75.9%

Deadball
Rebounds
3

Officials: John Hampton, Tony Henderson, Tim Gattis
 Technical fouls: South Carolina-None. Vanderbilt-None.
 Attendance: 9259

Score by periods	1st	2nd	Total
South Carolina	26	24	50
Vanderbilt	22	43	65

Last FG - SC 2nd-06:42, VU 2nd-03:38.
 Largest lead - SC by 12 2nd-14:51, VU by 15 2nd-00:19.

Points	In	Off	2nd	Fast	Bench
SC	16	11	4	2	15
VU	28	11	7	3	6

Score tied - 2 times.
 Lead changed - 4 times.

Game Notes

- The Commodores stormed back after trailing at the half and early in the second half. Vanderbilt went on an 18-0 run in the second half and ended the game on a 34-7 run.
- Vanderbilt out rebounded the Gamecocks, 33-20, including 10-4 on the offensive glass.
- The Commodores outshot South Carolina on the day - Vanderbilt shot 45.2, while the Gamecocks shot 39.5%.
- Vanderbilt moved to 13-3 on the season when outshooting an opponent, and 10-1 when out rebounding an opponent.
- The Commodores shot 52.4% from the field in the second half, and 81% from the free throw line.
- Vanderbilt had 15 assists on 19 made baskets (78.9% conversion rate).
- Saturday marked the second consecutive game that Vanderbilt made the same amount of threes than their opponent. When three pointers are equal between the two teams, the Commodores are 6-0.
- The 15-point margin of victory was the most against an SEC opponent since defeating Kentucky at the 2013 SEC Tournament, 64-48, on March 15.
- The 50 points allowed by Vanderbilt was the fewest by an opponent this season, and the fewest in SEC play since Mississippi State scored 49 on February 1, 2013, at Memorial Gym (Vanderbilt win, 55-49).

Player Notes

- The SEC's freshmen leading scorer Riley LaChance led all scorers with 19 points in 39 minutes of action.
- Senior forward James Siakam notched his second consecutive double-double with a 16-point, 10-rebound effort. Siakam had five offensive rebounds, two blocks, and two steals.
- Freshman Wade Baldwin IV tallied 12 points, two assists, and two steals.
- Luke Kornet tied a career high with four assists.
- Junior point guard Carter Josephs played 13 minutes and dished out four assists and had one rebound.

RECAP

NASHVILLE (AP) -- James Siakam energized a Vanderbilt comeback over South Carolina on Saturday.

The senior forward from Cameroon scored 16 points and grabbed 10 rebounds, leading the Commodores to a 65-50 win as the Commodores rallied from a 12-point second-half deficit at Memorial Gym.

The Commodores (13-10, 3-7 Southeastern Conference) trailed 41-29 with 13:46 left before rallying.

"James Siakam said, 'We're not losing,' and we didn't respond," South Carolina coach Frank Martin said. "He led his team and then we didn't have anyone stand up and answer the bell for what James Siakam was doing."

An 18-0 run triggered the comeback for Vanderbilt, which has won two straight since ending a seven-game losing streak in Tuesday's win over Florida.

"I used to have a team full of guys like (Siakam) at Kansas State," Martin said. "I love his enthusiasm, his strength, his toughness, his passion. His demeanor is contagious."

Siakam made a crucial three-point play with a dunk and a foul shot midway through the 18-0 run.

"When you see that those young guys, they believe in you and they want you to help them grow -- for me, it's huge," Siakam said. "I always want to do something for my teammates."

Riley LaChance started off slowly, but ended up leading the Commodores with 19 points.

The freshman guard made back-to-back 3-pointers to give Vanderbilt a 45-43 lead with 8:25 left.

"We regrouped and got back together," LaChance said. "We got a couple of stops in a row on the defensive end, which was huge for us."

South Carolina (11-11, 2-8) has lost six of its last seven games.

Wade Baldwin IV added 12 points for the Commodores.

"James' energy has returned and it's made a huge difference in our team," Vanderbilt coach Kevin Stallings said. "The 18-0 run was kind of a blur to me. They missed some open looks, so some of it we got a little lucky."

Sindarius Thornwell led the Gamecocks with 12 points and Duane Notice added 10.

"I think we kind of gave into the pressure of what they were doing to us and we didn't have anybody who was kind of able to step up and get stops or get rebounds," Notice said. "So if we want to be good in the future we have to come collectively as a team to be able to do that."

South Carolina has lost 20 of its last 21 SEC road games, including a 0-5 record this season.

Matthew Fisher-Davis' free throw gave Vanderbilt an 11-4 lead with 12:26 left in the first half as South Carolina missed five of its first six shots from the floor.

The Gamecocks answered with a 12-2 run to take a 16-13 lead on Marcus Stroman's free throw with 5:33 left in the first half.

Brian Steele's 3-pointer with two seconds left gave South Carolina a 26-22 halftime lead.

South Carolina scored the first seven points of the second half, expanding its lead to 33-22 on Duane Notice's layup.

Injuries have reduced the Gamecocks' roster to 10 healthy players, but their bench still managed to outscore the Commodores 15-6.



2014-15 Roster

No.	Name	Pos.	Ht.	Wt.	Cl.-Yr	Hometown (Previous School)
0	Shelton Mitchell	G	6-3	186	Fr. - 1st	Waxhaw, N.C. (Oak Hill Academy)
3	Luke Kornet	F	7-0	240	So. - 2nd	Lantana, Texas (Liberty Christian)
4	Wade Baldwin IV	G	6-3	195	Fr. - 1st	Belle Mead, N.J. (St. Joseph)
5	Matthew Fisher-Davis	G	6-5	173	Fr. - 1st	Charlotte, N.C. (Butler)
10	Nathan Watkins	G	6-5	195	Jr.-3rd	Brentwood, Tenn. (Ensworth School)
11	Jeff Roberson	F	6-6	206	Fr.-1st	Houston, Texas (The Kinkaid School)
12	Phillip McGloin	G	6-1	178	Fr.-1st	Washington, D.C. (Sidwell Friends)
13	Riley LaChance	G	6-2	194	Fr.-1st	Brookfield, Wis. (Brookfield Central)
14	Carter Josephs	G	6-0	180	Jr.-3rd	San Antonio, Texas (Tom C. Clark)
30	Damian Jones	F/C	6-10	248	So.-2nd	Baton Rouge, La. (Scotlandville Magnet)
34	Shelby Moats	F	6-8	221	Sr.-4th	Waconia, Minn. (Waconia)
35	James Siakam	F	6-7	225	R-Sr.-5th	Douala, Cameroon (Brehm Prep (Ill.))
40	Josh Henderson	C	6-11	240	R-Sr.-5th	Roanoke, Va. (Cave Spring)
42	Nolan Cressler	G	6-4	204	F-So.-3rd	Pittsburgh, Pa. (Cornell/Plum HS)

COACHING STAFF

Head Coach..... **Kevin Stallings** (Purdue, 1982) - 16th
 Assistant Coach..... **Adam Cohen** (Arizona, 2008) - 1st
 Assistant Coach..... **Derrick Jones** (Samford, 2001) - 1st
 Assistant Coach..... **Tom Richardson** (St. Xavier (Ill.), 1977) - 12th
 Director of Operations..... **Dan Cage** (Vanderbilt, 2007) - 5th
 Director of Video Operations.. **Julian Terrell** (Vanderbilt, 2006) - 2nd

SUPPORT STAFF

Athletic Communications Dir. **Andy Boggs** (Florida State, 1998)
 Academic Support..... **Neal Clark** (Kentucky, 1992)
 Athletic Trainer..... **Shannon Gordon** (Indiana State, 1992)
 Strength and Conditioning..... **Garry Christopher** (Baylor, 2009)

PRONUNCIATION GUIDE

Jeff Roberson..... **ROE-ber-son**
 James Siakam..... **See-OCK-em**

ROSTER BY CLASS

Seniors (3)

Josh Henderson..... Roanoke, Va.
Shelby Moats..... Waconia, Minn.
James Siakam..... Douala, Cameroon

Juniors (2)

Carter Josephs..... San Antonio, Texas
Nathan Watkins..... Nashville, Tenn.

Sophomores (3)

Damian Jones..... Baton Rouge, La.
Luke Kornet..... Lantana, Texas
Nolan Cressler..... Pittsburgh, Pa.

Freshman (6)

Wade Baldwin IV..... Belle Mead, N.J.
Matthew Fisher-Davis..... Charlotte, N.C.
Riley LaChance..... Brookfield, Wisc.
Phillip McGloin..... Washington, D.C.
Shelton Mitchell..... Waxhaw, N.C.
Jeff Roberson..... Houston, Texas



MEMORIAL MAGIC - THE HOME TO VANDERBILT HOOPS SINCE 1952

HISTORIC MEMORIAL GYMNASIUM IN 63RD SEASON

Storied Memorial Gymnasium is in its 63rd season as the host venue of Vanderbilt basketball. The SEC's most historic hoops setting has played host to more than 950 men's contests as well as the 1984 and 1991 SEC Tournaments and 40 men's and women's NCAA Tournament contests (since the early 1980s).

As the oldest gymnasium in the SEC, Memorial Gymnasium is renowned for its end zone benches, raised floor and unique atmosphere. It was dedicated in 1952 as a memorial to all Vanderbilt men and women who served in World War II. It was built by the late master architect Edwin Keeble, who was commissioned to build a combination gymnasium/concert hall.

.781	All-time winning percentage at Memorial Gym (754-212).
208	Career wins at Memorial Gym for Kevin Stallings, and is the facility's all-time wins leader.
.899	Winning percentage against non-conference opponents since 1990 (196-22).
129-15	Stallings' non-conference record at home.
6	Undefeated seasons at home.

Winningest Coaches at Memorial Gymnasium

Coach	Yrs	Record
1 Kevin Stallings (2000-Present)	16	208-62
2. Roy Skinner (1959, 1962-76)	16	181-41
3. Bob Polk (1948-58, 1960-61)	8	96-15
4. C.M. Newton (1982-89)	8	91-37
5. Jan van Breda Kolff (1994-99)	6	75-20
6. Eddie Fogler (1990-93)	4	54-12

Stallings' Year-By-Year Record At Memorial Gym

Year	Won	Lost
2014-15	11	3
2013-14	10	6
2012-13	9	6
2011-12	13	5
2010-11	14	3
2009-10	14	2
2008-09	13	4
2007-08	19	0
2006-07	14	3
2005-06	10	6
2004-05	17	2
2003-04	15	2
2002-03	10	6
2001-02	13	4
2000-01	12	7
1999-00	14	3

ANNUAL ATTENDANCE FIGURES

Year	All Games	Attendance	Average	NCAA Rank	SEC Games	SEC Attendance	Average
2014-15	14	122,113	8,722	-	5	48,171	9,634
2013-14	16	152,539	9,534	45	9	92,455	10,273
2012-13	15	159,557	10,637	36	9	100,986	11,221
2011-12	18	246,561	13,698	18	8	112,368	14,046
2010-11	17	234,632	13,802	18	8	114,346	14,293
2009-10	16	217,965	13,623	21	8	113,539	14,192
2008-09	17	225,686	13,276	25	8	112,833	14,104
2007-08	19	254,954	13,418	22	8	113,713	14,214
2006-07	17	204,511	12,030	31	8	109,043	13,630
2005-06	16	195,159	12,197	24	8	108,258	13,532
2004-05 [^]	19	191,678	10,088	43	8	105,357	13,170
2003-04	17	192,301	11,312	33	8	106,990	13,374
2002-03	16	153,123	9,570	46	8	96,906	12,113
2001-02	17	150,325	8,843	50	8	93,873	11,734
2000-01	19	186,468	9,814	45	8	102,055	12,757
1999-00*	18	197,770	10,987	30	8	106,741	13,343
1998-99	16	192,538	12,034	26	8	106,128	13,266
1997-98	16	213,974	13,373	21	8	117,819	14,727
1996-97	16	207,771	12,986	25	8	120,214	15,027
1995-96	18	226,354	12,575	28	8	112,996	14,125
1994-95	13	183,042	14,080	17	8	118,932	14,867
1993-94	16	223,997	14,000	15	8	121,345	15,168
1992-93	14	212,156	15,154	11	8	122,536	15,317
1991-92	17	210,585	12,387	29	8	115,104	14,388
1990-91	16	214,638	13,415	19	9	133,482	14,831
1989-90	19	259,992	13,684	18	9	136,136	15,126
1988-89	15	224,657	14,977	13	9	137,212	15,246
1987-88	16	223,747	13,984	14	9	138,393	15,377
1986-87	17	226,343	13,314	14	9	130,854	14,539
1985-86	15	200,806	13,387	14	9	128,059	14,229
1984-85	16	194,390	12,149	17	9	122,514	13,613
1983-84	18	249,292	13,850	10	9	135,546	15,050
1982-83	17	237,584	13,976	9	9	135,418	15,046
1981-82	14	202,225	14,445	9	9	131,699	14,633
1980-81	15	227,478	15,165	9	9	136,436	15,160
1979-80	15	228,029	15,202	5	9	138,754	15,417
1978-79	14	215,330	15,380	5	9	139,930	15,547
1977-78	14	207,375	14,813	5	9	134,232	14,915
1976-77	15	211,966	14,131	4	9	149,108	16,568
1975-76	13	180,901	13,915	-	9	135,375	15,042
1974-75	12	178,527	14,877	-	9	134,304	14,923
1973-74	12	182,728	15,227	-	9	140,252	15,584
1972-73	12	173,567	14,464	-	9	131,193	14,577
1971-72	12	156,778	13,065	-	9	120,172	13,352
1970-71	12	170,634	14,220	-	9	130,260	14,473
1969-70	12	176,763	14,730	-	9	135,745	14,861
1968-69	12	126,896	10,575	-	9	95,300	10,589
1967-68	12	129,722	10,810	-	9	96,274	10,697
1966-67	12	105,492	8,791	-	9	79,173	8,797
1965-66	12	106,022	8,835	-	9	62,368	8,910
1964-65	12	98,821	8,235	-	9	65,712	8,214
1963-64	12	84,827	7,069	-	6	35,684	5,947
1962-63	12	75,261	6,272	-	6	46,183	6,598
1961-62	13	73,640	5,665	-	8	47,357	5,920
1960-61	13	74,187	5,707	-	7	45,549	6,507
1959-60	14	76,199	5,443	-	8	46,064	5,758

[^] First year capacity increased from 14,168 to 14,316; * First year capacity decreased from 15,311 to 14,168



VANDERBILT BASKETBALL QUICK HITTERS

- This is the 112th year of Vanderbilt basketball, with the first season taking place in 1900-01. There were no teams in 1904-05 and 1905-06.
- The Commodores have been to 13 NCAA Tournaments and 11 NIT's. Vanderbilt advanced to the Elite 8 in 1965 (field of 23), and the Sweet 16 in 1988, 1993, 2004, and 2007. The Commodores captured the NIT Championship in 1990 and finished runner-up in 1994.
- The Commodores are a charter member of the SEC, with the 2014-15 season being the 81st year in the conference.
- Vanderbilt is the only private institution in the SEC with the lowest enrollment of any of the 14 schools (6,738).
- Vanderbilt's Perry Wallace became the first African-American scholarship basketball player in the SEC when he took the court in 1967.
- The Commodores have 43 career 1,000-point scorers, with Shan Foster (2004-08) the all-time leading scorer with 2,011 career points.
- Vanderbilt has had 12 All-Americans since 1950. They are: Billy Joe Adcock (1950), Clyde Lee (1965), Tom Hagan (1969), Jan van Breda Kolff (1974), Will Perdue (1988), Billy McCaffrey (1993), Dan Langhi (2000), Matt Freije (2004), Derrick Byars (2007), Shan Foster (2008), and John Jenkins (2011).
- The Commodores had three players drafted in the first 31 picks of the 2012 NBA Draft - John Jenkins, Atlanta, 23rd pick, Festus Ezeli, Golden State, 30th pick, Jeffery Taylor, Charlotte, 31st pick - the most by the Commodores in one draft. In all, 35 Vanderbilt players have been selected in the NBA Draft since 1950.
- The Commodores ended a 61-year SEC Tournament drought in 2012 by claiming the tournament championship in New Orleans, the team's first SEC championship since 1951.
- Coach Stallings is the winningest coach in Vanderbilt history after surpassing legendary mentor Roy Skinner on November 15, 2013, against Lipscomb.
- Stallings has led his Commodore teams to 10 postseason tournaments since his arrival in 1999 and has had seven 20+-win seasons. His 2004 and 2007 teams advanced to the Sweet 16 for the first time since the tournament expanded to 64+ teams.
- Stallings has appeared in the NCAA Tournament six times, including a stretch of three consecutive appearances from 2010-2012. It was the first time in school history that Vanderbilt has advanced to three consecutive NCAA Tournaments.
- All three of the university's top all-time scorers played for Coach Stallings (Foster, Jeffery Taylor, Matt Freije). John Jenkins, who is 10th on the list, also played for him.
- Vanderbilt's intercollegiate athletics teams are nicknamed the Commodores, in honor of the nickname given to founder Cornelius Vanderbilt, who made his fortune in shipping. Vanderbilt donated \$1 million to begin "Central University" in 1875 - the campus was later renamed for Cornelius because of his generosity. Cornelius never stepped foot on the campus that bears his namesake.

INS AND OUTS

Career Games Played				
Player	Games	Starts	Cons. Starts	
James Siakam	91	37	2	
Shelby Moats	85	10	0	
Josh Henderson	67	25	0	
Damian Jones	54	51	51	
Luke Kornet	53	16	0	
Carter Josephs	33	1	0	
Wade Baldwin IV	23	12	7	
Riley LaChance	23	23	23	
Matthew Fisher-Davis	22	1	0	
Shelton Mitchell	22	11	0	
Jeff Roberson	23	22	4	
Nathan Watkins	22	0	0	
Philip McGloin	3	0	0	

Double-Digit Scoring Games				
Player	Career (Record)	'14-15	Cons.	
Damian Jones	40 (20-20)	20 (11-9)	-	
James Siakam	17 (13-4)	11 (8-3)	3 (2-1)	
Riley LaChance	16 (11-5)	16 (11-5)	3 (2-1)	
Luke Kornet	14 (7-7)	11 (5-6)	-	
Josh Henderson	12 (7-5)	1 (0-1)	-	
Wade Baldwin IV	7 (5-2)	7 (5-2)	4 (2-2)	
Matthew Fisher-Davis	4 (2-2)	4 (2-2)	-	
Shelton Mitchell	2 (2-0)	2 (2-0)	-	
Jeff Roberson	1 (0-1)	1 (0-1)	-	

Double-Digit Rebounding Games				
Player	Career	'14-15	Cons.	
James Siakam	6 (5-1)	3 (3-0)	2 (2-0)	
Damian Jones	5 (2-3)	1 (1-0)	-	
Luke Kornet	2 (2-0)	2 (2-0)	-	
Shelby Moats	1 (0-1)	-	-	

Double-Digit Assist Games				
Player	Career	'14-15	Cons.	
Wade Baldwin IV	1 (1-0)	1 (1-0)	-	

Double-Doubles				
Player	Career	'14-15	Cons.	
Damian Jones	6 (2-4)	1 (1-0)	-	
James Siakam	6 (6-0)	3 (3-0)	2 (2-0)	

2014-15 Lineup Record				
Baldwin, LaChance, Roberson, Kornet, Jones	3-6			
Mitchell, LaChance, Roberson, Kornet, Jones	4-1			
Mitchell, LaChance, Roberson, Siakam, Jones	4-2			
Baldwin, LaChance, Roberson, Siakam, Jones	2-0			
Baldwin, LaChance, Fisher-Davis, Jones, Henderson	0-1			

PRESEASON SEC POLL

PRESEASON MEDIA POLL -- PTS	
Kentucky (20)	280
Florida	258
Arkansas	226
LSU	223
Georgia	204
Ole Miss	168
Missouri	123
Auburn	113
Texas A&M	111
Alabama	109
Vanderbilt	89
South Carolina	86
Tennessee	75
Mississippi State	35

*First-Place Votes in Parentheses MEDIA VOTE - PRESEASON ALL-SEC FIRST TEAM ALL-SEC

Bobby Portis - Arkansas, F, 6-11, 242, So., Little Rock, Ark.
Michael Frazier II - Florida, G, 6-4, 194, Jr., Tampa, Fla.
Aaron Harrison - Kentucky, G, 6-6, 212, So., Richmond, Texas
Jordan Mickey - LSU, F, 6-8, 235, So., Dallas, Texas
Jarvis Summers - Ole Miss, G, 6-3, 186, Sr., Jackson, Miss.

SECOND TEAM ALL-SEC

Charles Mann - Georgia, G, 6-5, 215, Jr., Alpharetta, Ga.
Willie Cauley-Stein - Kentucky, F, 7-0, 240, Jr., Olathe, Kan.
Andrew Harrison - Kentucky, G, 6-6, 210, So., Richmond, Texas
Alex Poythress - Kentucky, F, 6-8, 238, Jr., Clarksville, Tenn.
Karl-Anthony Towns - Kentucky, F, 6-11, 250, Fr., Piscataway, N.J.

SEC Player of the Year: Aaron Harrison, Kentucky

SEC STANDINGS

2014-15 SEC STANDINGS (2/9)

	SEC	Pct.	All	Pct.
Kentucky	10-0	1.000	23-0	1.000
Arkansas	7-3	.700	18-5	.783
Ole Miss	7-3	.700	16-7	.696
Texas A&M	7-3	.700	16-6	.727
Georgia	6-4	.600	15-7	.682
LSU	6-4	.600	17-6	.739
Florida	5-5	.500	12-11	.522
Tennessee	5-5	.500	13-9	.591
Alabama	4-6	.400	14-9	.609
Miss. State	4-6	.400	11-12	.478
Vanderbilt	3-7	.222	13-10	.565
Auburn	3-7	.300	11-12	.478
South Carolina	2-8	.200	11-11	.500
Missouri	1-9	.100	7-16	.304

SEC STATS

VU TEAM SEC RANKINGS (2/9)

Category	SEC	All
Scoring	9th (63.9)	6th (69.5)
Scoring Defense	7th (65.5)	8th (63.3)
Scoring Margin	10th (-1.6)	6th (+6.3)
FT%	8th (.699)	5th (.711)
FG%	9th (.422)	1st (.468)
FG% Defense	9th (.428)	7th (.404)
3FG%	8th (.339)	1st (.368)
3FG% Defense	14th (.408)	12th (.339)
3FG Made	T-3rd (6.3)	4th (6.4)
Rebound Margin	7th (+1.1)	7th (+3.3)
Blocks	4th (4.6)	5th (4.7)
Assists	5th (13.2)	4th (15.1)
Steals	7th (6.4)	14th (5.4)
Turnover Margin	9th (-1.1)	11th (-1.5)
Assist/TO Ratio	7th (0.9)	5th (1.1)

VU INDIVIDUAL SEC RANKINGS (2/9)

Damian Jones	SEC	Total
Scoring	NA	9th (14.8)
Rebounding	NA	9th (6.6)
FG%	NA	2nd (.535)
Blocks	3rd (2.0)	3rd (1.9)
Def. Rebounds	NA	10th (4.3)
Wade Baldwin IV	SEC	Total
Assists	4th (4.1)	5th (4.3)
Steals	2nd (2.0)	T-6th (1.6)
A/TO	9th (1.8)	T-3rd (2.3)
Riley LaChance	SEC	Total
3FG%	NA	4th (.397)
3FG Made	T-8th (1.9)	4th (2.0)
Minutes Played	9th (33.7)	7th (33.3)
James Siakam	SEC	Total
FT%	5th (.850)	NA
Blocks	T-9th (1.3)	NA
Off. Rebounds	NA	7th (2.5)
Steals	T-8th (1.5)	NA



Game 1 • Nov. 16, 2014

Trevecca..... 56
at Vanderbilt..... 83
Nashville, Tenn. (Memorial Gym)

Trevecca 56 • 1 1

#	Player	Total		3-Pr		Rebounds		PF	TP	A	TO	Bk	Stl	Min		
		FG	FGA	FT	FTA	Off	Def									
0	GAMBERONI, Matt	2	6	0	0	0	0	3	4	0	3	0	3	24		
0	SANFORD, Byron	3	8	1	2	1	6	7	4	8	1	0	3	28		
21	CORLEW, Trevell	2	7	1	4	0	2	1	2	3	5	1	0	1	26	
33	BLADE, Percy	0	2	1	3	0	1	2	3	5	1	4	0	1	27	
44	WILLIAMS, Jacob	2	9	1	4	2	2	0	2	3	7	1	0	0	1	16
2	ELLIOTT, Christopher	1	5	1	2	3	4	0	0	0	2	6	1	0	1	22
30	PAUL, Jalon	3	9	1	3	4	4	0	0	0	4	11	4	1	0	23
30	JONES, Jarvis	0	2	0	0	0	0	0	0	0	0	0	0	0	0	2
36	CHOI, Slay	3	5	1	2	0	0	2	3	5	7	0	2	0	3	16
42	RODRIGUEZ, Miguel	0	0	0	0	0	0	0	0	0	0	0	0	0	0	2
54	NEAL, Devante	1	6	0	0	1	2	2	3	5	1	3	0	1	0	14
	Team															
	Totals	19	65	6	19	12	16	10	19	29	25	56	9	12	1	200

FG % 1st Half: 11-34 32.4% 2nd half: 8-21 38.1% Games: 19-65 36.9%
3FG % 1st Half: 3-12 25.0% 2nd half: 3-7 42.9% Games: 6-19 31.6%
FT % 1st Half: 2-7 28.6% 2nd half: 2-6 33.3% Games: 12-16 75.0%

Vanderbilt 83 • 1 0

#	Player	Total	3-Pr	Rebounds	Off	Def	TP	PF	A	TO	BK	Stl	Min
		FG	FGA	FT	FTA								
10	KORNET, Luke	3-3	0-2	4-6	2	8	10	2	10	2	10	1	4
11	ROBERSON, Jeff	2-4	1-2	3-6	3	3	6	3	8	0	2	1	18
30	JONES, Damian	0-10	0-0	4-9	5	7	12	1	24	2	1	4	1
0	MITCHELL, Shelton	1-5	1-2	3-4	0	3	3	1	6	4	2	0	29
33	LaCHANCE, Riley	4-10	3-8	2-2	0	2	2	13	2	1	0	0	24
34	BALDWIN IV, Wade	4-5	0-0	1-2	0	3	3	9	3	3	0	1	19
0	FISHER-DAVIS, Matthe	1-7	1-7	2-2	0	2	2	5	3	0	0	0	26
10	WATKINS, Nathan	0-0	0-0	0-0	1	1	0	0	0	0	0	0	2
0	JOSEPHS, Carter	0-0	0-0	0-0	0	1	1	0	0	3	0	0	4
34	MOATS, Shelby	3-4	0-0	0-2	4	4	0	6	1	1	0	0	17
40	HENDERSON, Josh	0-3	0-1	2-2	1	4	5	0	2	0	0	0	15
	Team												
	Totals	28-56	6-22	23-35	15	38	53	15	83	15	16	9	200

FG % 1st Half: 14-30 46.7% 2nd half: 14-26 53.8% Games: 28-56 50.0%
3FG % 1st Half: 2-9 22.2% 2nd half: 4-13 30.8% Games: 6-22 27.3%
FT % 1st Half: 2-12 16.7% 2nd half: 18-23 78.3% Games: 21-25 84.0%

Officials: Vladimir Vojnov-Tolst, Russ Phillips, Matt Lemo.
Technical Fouls: Trevecca-None, Vanderbilt-None.
Attendance: 7,361.

Score by periods	1st	2nd	Total
Trevecca	30	26	56
Vanderbilt	33	50	83

Low PG - TREVECCA 2nd-0:14, VI 2nd-0:15.
Largest lead - TREVECCA None, VI by 50 2nd-0:15.
TREVECCA led for 00:00, VI led for 38:50. Game was tied for 01:35.

Points	In	Off	2nd	Fast
TREVECCA	18	30	9	6
VI	30	30	8	27

Score tied - 2 times.
Lead changed - 0 times.

NASHVILLE - Vanderbilt dominated the second half en route to an 83-56 season-opening win over Trevecca Nazarene.

Damian Jones scored a career-high 24 points, while freshman Riley LaChance added 13 and Luke Kornet scored 10 to lead Vanderbilt.

Jones, a preseason All-SEC first-team selection, was 10 of 13 from the field and grabbed 12 rebounds as Vanderbilt (1-0) overwhelmed Trevecca (1-1), which is transitioning to NCAA Division II.

Trevecca managed to keep it close trailing 33-30 at the half, but Vanderbilt opened the second half on a 13-0 run, which included a couple spectacular dunks by Jones.

Three freshmen, including LaChance, started for Vanderbilt, which is in a major rebuilding mode. The team had only seven scholarship players a year ago and must now rely heavily on a rotation of five freshmen.

"There's going to be some inconsistencies with us," said Stallings. "I would like to think, in my more rational moments, that I would know that part of that is having a team as young as our team is."

Jones, a sophomore from Baton Rouge, La., will be asked to lead the Commodores and that's what he did against overmatched Trevecca, which is about a 15 minute drive from Vanderbilt.

Stallings knows that Jones will have to be the one that guides his young squad.

"We need him to be a guy that can lead us and his play inspires confidence throughout the rest of our team," Stallings said. "His play today did that. Let's see it happen against guys that look more like him, play more like him, and are more his level of ability."

Jalen Palm led the Trojans with 11 points.

Vanderbilt was able to dominate inside as Trevecca didn't have an answer for Jones or Kornet, who finished with 10 rebounds. The sophomores blocked four shots apiece and altered several others.

Game 2 • Nov. 20, 2014

Lipscomb..... 62
at Vanderbilt..... 72
Nashville, Tenn. (Memorial Gym)

Lipscomb 62 • 1 2

#	Player	Total		3-Pr		Rebounds							PF	TP	A	TO	Bk	Stl	Min
		FG	FGA	FT	FTA	Off	Def	TP	A	TO	Bk	Stl							
32	Wishon, Brett	2-9	2-7	0-0	0-0	1	5	6	1	6	1	2	2	35					
35	Smith, Martin	1-11	1-8	7-8	2	1	10	3	2	0	0	32							
02	Williams, Josh	5-9	0-4	2-3	2	3	5	4	12	1	1	1	24						
10	Denny, Talbot	2-3	0-0	0-0	2	1	3	3	4	0	0	1	23						
22	Hampton, J.C.	5-12	2-4	1-2	1	3	4	13	1	0	1	28							
04	Moran, Nathan	2-5	2-5	1-1	0	1	1	7	1	1	0	11							
11	Duval, Asa	0-0	0-0	0-0	0	0	0	0	0	0	1	4							
14	Lang, Chad	1-1	0-0	1-2	1	3	4	3	0	0	1	9							
20	Johnson, Chad	0-0	0-0	1-0	1	1	0	0	0	0	0	4							
33	Korn, Aaron	0-0	0-0	0-0	0	2	2	0	0	0	0	5							
52	Smith, Malcolm	1-7	0-0	5-10	2	4	6	2	7	0	2	1	23						
55	Brammeier, George	0-0	0-0	0-0	0	0	0	0	0	0	0	2							
	Team																		
	Totals	19-57	7-28	17-26	14	33	37	19	62	7	9	6	4	200					

FG % 1st Half: 8-27 29.6% 2nd half: 11-30 36.7% Games: 19-57 33.3%
3FG % 1st Half: 4-14 28.6% 2nd half: 3-14 21.4% Games: 7-28 25.0%
FT % 1st Half: 5-9 55.6% 2nd half: 12-17 70.6% Games: 17-26 65.4%

Vanderbilt 72 • 2 0

Varsity 72 & 2-0																	
#	Player	Total		3-Pr		Rebounds					PF	TP	A	TO	Bk	Stl	Min
		FG	FGA	FT	FTA	Off	Def	TP	FT								
02	KORNET, Luke	4	6	3	4	0	0	3	3	4	11	0	2	1	0	21	21
11	ROBERSON, Jeff	2	6	1	2	0	0	3	5	8	3	2	1	2	0	24	24
30	JONES, Damian	8	15	0	0	5	7	2	4	6	3	21	1	4	2	19	19
0	MITCHELL, Shelton	1	4	0	0	2	2	1	3	4	4	3	2	0	0	18	18
33	LaCHANCE, Riley	3	10	0	2	3	4	0	5	5	1	9	6	1	0	33	33
04	BALDWIN IV, Wade	5	6	1	2	0	1	6	7	0	11	5	0	0	0	32	32
0	FISHER-DAVIS, Matthe	2	7	2	4	0	0	1	1	2	6	1	1	1	0	15	15
10	WATKINS, Nathan	0	0	0	0	0	0	0	0	0	0	0	0	0	0	1	1
34	JOSEPHS, Carter	0	0	0	0	0	0	0	0	0	0	0	0	0	0	1	1
30	MOATS, Shelby	0	0	0	0	0	0	0	0	0	0	0	0	0	0	1	1
35	SIKAM, James	1	3	0	0	0	0	3	6	4	2	1	0	3	0	19	19
40	HENDERSON, Josh	1	2	0	0	1	2	2	2	2	3	0	0	0	0	7	7
	Team																
	Totals	27	59	7	15	11	18	13	30	43	22	72	19	11	8	5	200

FG % 1st Half: 15-34 44.1% 2nd half: 12-25 48.0% Games: 27-59 45.8%
3FG % 1st Half: 4-9 44.4% 2nd half: 3-6 50.0% Games: 7-15 46.7%
FT % 1st Half: 6-7 85.7% 2nd half: 5-11 45.5% Games: 11-18 61.1%

Officials: Anthony Jordan, Brent Hamilton, Marc Ellard.
Technical Fouls: Lipscomb-None, Vanderbilt-None.
Attendance: 8,415.

Score by periods	1st	2nd	Total
Lipscomb	25	37	62
Vanderbilt	40	32	72

Low PG - LIPSOMB 2nd-00:36, VI 2nd-01:18.
Largest lead - LIP by 2 1st-17:52, VI by 16 2nd-01:17.
VI led for 00:26, VI led for 38:40. Game was tied for 00:15.

NASHVILLE - Damian Jones started strong and finished strong - just what Vanderbilt needed.

The 6-foot-10 center scored 21 points and had six rebounds, leading the Commodores to a 72-62 win over Lipscomb.

"We better have that card to play or we're going to have some trouble on nights," Vanderbilt coach Kevin Stallings said. "We were able to get him the ball and he made some nice moves. He made a nice jump shot out there on the perimeter, which he's worked hard on and been excited to break out."

Stallings has high hopes for Jones, a preseason All-Southeastern Conference selection.

"He's really tough and he's proven that at the highest level," Lipscomb coach Casey Alexander said. "You just can't let him inch his way closer to the rim. He's going to catch it and they do a lot of good stuff to get him the ball at the optimal spot."

Jones hit 8 of 15 from the floor and 5 of 7 from the foul line.

"We have a lot of plays set up to get the ball to me in the post," Jones said. "It keeps me going, it keeps my energy high always getting me the ball."

Luke Kornet and Wade Baldwin IV added 11 points each for the Commodores.

Lipscomb (1-2) narrowed the deficit to 52-49 on Martin Smith's foul shot with 10:08 left, but Vanderbilt's Jeff Roberson and Baldwin answered with back-to-back 3-pointers to ignite a 13-2 run as the Commodores pulled away.

Lipscomb's Josh Williams was held to 12 points, 10.5 below his average.

J.C. Hampton led Lipscomb with 13 points.

The Commodores (2-0) started three freshmen and two sophomores against the Bisons, members of the Atlantic Sun Conference.

Vanderbilt dominated inside, outscoring Lipscomb 30-18 in the paint.

Vanderbilt took charge quickly with a 16-1 run that gave the Commodores a 19-6 lead as Lipscomb went over 7 minutes without a field goal.

Vanderbilt's James Siakam had six rebounds and two points after missing the season-opening win over Trevecca to attend his father's funeral in Cameroon.

Lipscomb shot just 33.3 percent from the floor.

Game 3 • Nov. 23, 2014

Tennessee State..... 46
at Vanderbilt..... 78
Nashville, Tenn. (Memorial Gym)

Tennessee State 46 • 2 2

#	Player	Total	3-Pr	Rebounds	PF	TP	A	TO	Bk	Stl	Min			
		FG	FGA	FT	FTA	Off	Def	TP	A	TO	Bk	Stl	Min	
00	Lox, Zachary	1-3	0-0	0-0	0	0	0	5	2	1	2	0	25	
11	Loman, Demontez	1-3	0-0	1-4	3	1	4	7	0	2	0	2	24	
04	Richards, Xavier	3-7	0-0	4-2	6	2	6	7	0	4	0	0	22	
10	Tucker, Charles	0-2	0-2	0-0	1	1	1	9	4	1	0	1	37	
4	Reddick, Darreon	3-9	0-1	5-6	2	2	2	7	0	2	0	1	37	
02	Roper, Marcus	2-10	1-7	0-2	2	2	1	5	1	1	0	0	20	
0	Harris, Jev	1-3	1-2	1-2	0	1	1	1	4	0	0	0	13	
23	Crockett, Christian	2-6	0-0	1-4	1	3	4	1	5	0	0	0	12	
	Team													
	Totals	17-52	2-12	10-23	10	13	23	17	46	6	13	0	7	200

FG %	Lox: 33.3%	1st-3rd: 24.5%	2nd half: 0%
3PT %	Lox: 0%	1st-3rd: 0%	2nd half: 0%
FT %	Lox: 0%	1st-3rd: 25.0%	2nd half: 16.7%

FG % 1st Half: 10-29 34.5% 2nd half: 7-23 30.4% Games: 17-52 32.7%
3FG % 1st Half: 0-6 0.0% 2nd half: 2-6 33.3% Games: 2-12 16.7%
FT % 1st Half: 0-2 0.0% 2nd half: 10-21 47.6% Games: 10-23 43.5%

Vanderbilt 78 • 3 0

11	ROBERSON, Jeff	1-2	0-1	1-2	0	1	1	4	3	2	1	1	15
30	JONES, Damian	4-4	0-0	5-6	1	7	8	2	10	1	2	0	25
0	MITCHELL, Shelton	3-5	1-2	0-0	0	3	0	7	3	1	0	0	33
33	LaCHANCE, Riley	5-11	2-5	1-2	0	4	4	0	13	0	1	0	27
40	BALDWIN IV, Wade	4-4	2-2	2-2	0	5	9	2	10	2	0	0	27
44	WATKINS, Matthew	1-4	1-4	0-0	0	0	0	0	0	0	0	0	27
45	WATKINS, Matthew	0-0	0-0	0-0	0	0	0	0	0	0	0	0	27
46	JOSEPHS, Carter	0-0	0-0	0-0	0	0	0	0	0	0	0	0	27
50	WATKINS, Matthew	1-1	1-1	0-0	0	2	2	0	0	0	0	0	27
56	SLAKAM, James	0-1	0-0	1-2	1	1	2	1	0	2	0	0	27
60	HENDERSON, Josh	1-1	0-0	1-2	1	5	6	1	3	0	1	0	8
Total:													
		21-46	9-19	13-18	7	33	40	17	78	24	17	6	200
FG % 45.21, 32.24 54.5% 2nd: 46.7% 3rd: 72.2% 4th: 66.9%													



Game 4 • Nov. 25, 2014

Norfolk State..... 53
at Vanderbilt..... 63
Nashville, Tenn. (Memorial Gym)

Norfolk State 53 • 2-3

#	Player	Total	3-Pr	Rebounds	PF	TP	A	T	Bk	Stl	Min
		FG-FGA	FG-FGA	FT-FTA	Off Def Tot						
11	THOMAS, Malik	5-12	2-7	1-2	1 2 3	4	13	1	2	0	22
32	VINOGRADOV, Paul	0-0	0-0	0-0	1 1 2	3	0	0	0	0	8
21	FUENTES, Jarred	1-4	0-1	2-2	0 4 4	2	4	1	2	0	24
04	TAYLOR, D'Shon	5-12	0-3	9-11	5 6 11	3	19	1	1	0	34
10	SHORT, Jeff	2-11	1-5	0-0	0 5 5	1	5	0	2	0	33
08	LLA-ST. ROSE, Klevyn	0-1	0-1	0-0	0 0 0	0	0	1	0	0	2
02	ROBINSON, Zaynah	1-4	0-1	1-2	0 2 2	0	3	1	0	0	19
23	GRAY, Malik	0-1	0-1	0-0	0 2 2	0	0	1	0	0	7
31	SUN, Hefeng	0-1	0-0	0-0	0 0 0	0	0	1	0	0	7
35	GASTON, Rashid	2-4	0-0	1-2	1 2 3	3	5	1	0	0	17
45	BUTLER, Jordan	1-3	0-0	0-0	1 3 4	1	2	2	0	1	17
56	RUSSELL, Lat're	1-3	0-0	0-0	1 0 1	2	2	0	1	0	10
Team		4 1 5									
Totals		18-56	3-19	14-19	14	28	42	21	53	7	11 3 3 200

FG % 1st Half: 8-24 33.3% 2nd Half: 10-32 31.3% Game: 18-56 32.1%
3FG % 1st Half: 2-8 25.0% 2nd Half: 1-11 9.1% Game: 3-19 15.8%
FT % 1st Half: 5-6 83.3% 2nd Half: 9-13 69.2% Game: 14-19 73.7%

Vanderbilt 63 • 4-0

#	Player	Total	3-Pr	Rebounds	PF	TP	A	T	Bk	Stl	Min
		FG-FGA	FG-FGA	FT-FTA	Off Def Tot						
03	KORNET, Luke	7-27	1-5	0-0	0 1 1	3	5	0	1	0	10
11	ROBERSON, Jeff	0-1	0-1	0-0	1 1 2	2	0	1	2	0	11
30	JONES, Damian	3-6	0-1	0-1	0 7 7	3	6	2	3	3	19
00	MITCHELL, Shelton	1-4	0-0	1-3	1 2 3	1	3	6	1	0	26
11	LACHANCE, Riley	4-8	3-6	1-2	0 1 1	2	12	2	1	0	36
04	BALDWIN IV, Wade	3-7	3-5	4-4	0 6 6	1	13	6	1	0	26
05	FISHER-DAVIS, Matthe	4-8	2-4	1-2	0 3 3	1	11	1	0	0	22
34	MOATS, Shelby	0-0	0-0	0-0	0 0 0	0	0	0	0	0	3
35	SIAKAM, James	4-8	0-0	3-6	4 3 7	2	11	0	0	1	30
40	HENDERSON, Josh	1-1	0-0	0-0	0 0 0	3	2	1	0	0	7
Team		2 20 10									
Totals		22-50	9-22	10-18	8	26	34	19	63	9	4 5 200

FG % 1st Half: 12-19 63.2% 2nd Half: 10-31 32.3% Game: 22-50 44.0%
3FG % 1st Half: 6-10 60.0% 2nd Half: 3-12 25.0% Game: 9-22 40.9%
FT % 1st Half: 6-13 46.2% 2nd Half: 2-5 40.0% Game: 10-18 55.6%

Officials: Mike Nance, Todd Austin, Rick Hartzell
Technical Fouls: Norfolk State-None, Vanderbilt-None.
Attendance: 7504

Score by periods	1st	2nd	Total
Norfolk State	25	30	53
Vanderbilt	38	25	63

Last FG - NSUM 2nd-00:02, VU 2nd-00:15.
Largest lead - NSUM by 4 1st-17:47, VU by 18 2nd-17:38.
NSUM last foul 02:20, VU last foul 31:30. Game was tied for 01:09.

Score tied - 1 time.
Lead changed - 3 times.

NASHVILLE - On a night when Vanderbilt reached a 3-point milestone, the long-range shot played an important role in keeping the Commodores undefeated.

Vanderbilt made nine 3-pointers in a 63-53 win over Norfolk State in the preliminary round of the Barclays Center Classic.

The Commodores have made at least one 3-pointer in 900 consecutive games, dating back to the inception of the shot in 1986.

UNLV and Princeton are the only other college teams to make a 3-pointer in every game since the shot was implemented.

Freshmen guards Riley LaChance and Wade Baldwin IV led Vanderbilt with three 3-pointers apiece. Baldwin led four Commodores in double figures with 13 points.

LaChance added 12 and Matthew Fisher-Davis and James Siakam 11 each.

Vanderbilt is off to a 4-0 start for the first time since 2007 when it opened with 16 straight wins.

The Commodores, one of the top shooting teams in the Southeastern Conference, hit 44 percent. They cooled off in the second half after hitting 63.2 percent in the first 20 minutes.

Norfolk State (2-3), a Mid-Eastern Athletic Conference member, struggled offensively, hitting 32.1 from the floor. Jeff Short was held to five points, 12.3 below his average, as he hit 2 of 11 from the floor.

D'Shon Taylor led the Spartans with 19 points and Malik Thomas added 13.

Vanderbilt's Damian Jones, who entered the game as the Southeastern Conference's second-leading scorer at 19.3 points per game, scored six points. Teammate Luke Kornet, who scored a career-high 24 points in Sunday's win over Tennessee State, had a quiet night with five points.

Norfolk State jumped out to an 11-8 lead before Vanderbilt answered with a 12-0 run to take a 20-11 advantage.

It was the Commodores' first game against a team outside of Nashville after opening up at home against Trevecca, Lipscomb and Tennessee State.

Game 5 • Nov. 28, 2014

Vanderbilt..... 65
vs. Rutgers..... 68
Brooklyn, N.Y. (Barclays Center)

Vanderbilt 65 • 4-1

#	Player	Total	3-Pr	Rebounds	PF	TP	A	T	Bk	Stl	Min
		FG-FGA	FG-FGA	FT-FTA	Off Def Tot						
03	KORNET, Luke	5-7	4-5	0-0	1 2 3	4	14	1	2	0	30
11	ROBERSON, Jeff	0-1	0-1	0-0	0 0 2	2	1	0	1	0	10
30	JONES, Damian	7-10	1-1	8-12	4 2 6	3	23	2	1	0	28
00	MITCHELL, Shelton	1-5	0-1	1-1	0 2 2	1	3	2	2	0	21
11	LACHANCE, Riley	7-9	1-3	0-0	0 3 3	0	7	3	1	0	37
04	BALDWIN IV, Wade	1-4	1-2	0-0	0 5 5	5	3	9	2	0	26
05	FISHER-DAVIS, Matthe	2-8	1-4	0-0	1 1 2	2	5	0	1	0	26
34	MOATS, Shelby	0-0	0-0	0-0	0 0 0	0	0	0	0	0	0
35	SIAKAM, James	5-8	0-0	1-1	4 2 6	2	10	1	4	0	20
40	HENDERSON, Josh	0-0	0-0	0-0	0 0 0	0	0	0	0	0	2
Team		0 3 3									
Totals		24-50	8-17	9-14	10	22	32	18	65	19	14 2 3 200

FG % 1st Half: 12-24 50.0% 2nd Half: 12-26 46.2% Game: 24-50 48.0%
3FG % 1st Half: 3-7 42.9% 2nd Half: 5-10 50.0% Game: 8-17 47.1%
FT % 1st Half: 4-8 50.0% 2nd Half: 5-6 83.3% Game: 9-14 64.3%

Rutgers 68 • 3-2

#	Player	Total	3-Pr	Rebounds	PF	TP	A	T	Bk	Stl	Min
		FG-FGA	FG-FGA	FT-FTA	Off Def Tot						
10	ETOU, Junior	4-11	0-5	2-3	2 3 5	3	10	0	0	0	27
11	JACK, Kadeem	8-23	0-3	4-6	6 2 8	3	20	1	4	0	40
25	LEWIS, Greg	2-2	0-0	2-2	5 2 7	4	6	2	1	0	31
02	DANIELS, Bishop	0-0	0-0	0-0	0 0 0	1	0	0	0	0	2
04	MACK, Myles	6-11	4-7	5-6	1 5 6	1	21	8	1	0	54
03	OKORO, Kerwin	0-0	0-0	0-0	0 0 0	0	0	0	0	0	6
05	WILLIAMS, Mike	4-10	3-7	0-0	0 2 2	2	11	2	2	0	35
22	FOREMAN, D.J.	0-2	0-1	0-2	0 2 2	0	0	0	0	0	14
13	BATTE, Khalil	0-0	0-0	0-0	0 0 0	0	0	0	0	0	1
02	DOOREMAN, Shaquille	0-2	0-0	0-0	2 1 3	2	0	0	0	0	4
Team		0 0 0									
Totals		24-61	7-23	13-19	18	20	38	16	68	13	8 1 7 200

FG % 1st Half: 11-30 36.7% 2nd Half: 13-31 41.9% Game: 24-61 39.3%
3FG % 1st Half: 5-11 45.5% 2nd Half: 2-12 16.7% Game: 7-23 30.4%
FT % 1st Half: 4-7 57.1% 2nd Half: 9-12 75.0% Game: 13-19 68.4%

Officials: Joe DeRosa, Rick Crawford, Jose Carrion
Technical Fouls: Vanderbilt-None, Rutgers-None.
Attendance: Barclays Center Classic Presented by Continental Tire

Score by periods	1st	2nd	Total
Vanderbilt	31	34	65
Rutgers	31	37	68

BROOKLYN, N.Y. - Myles Mack had a severe toothache. Kadeem Jack was recuperating from a sprained right thumb.

The prescription, according to Rutgers Eddie Jordan, was a win.

Mack scored 10 of his 21 points in the second half, and Jack added 20 points and eight rebounds to lead Rutgers to a 68-65 win over Vanderbilt in the first semifinal of the Barclays Center Classic.

"Both of these guys are battling some physical issues," Jordan said. "Myles had a serious toothache all day today, probably still has it. We had to rush him to the dentist and Kadeem is still recovering from his thumb and his conditioning. So what they did today was remarkable."

Mike Williams and Junior Etoou had 11 and 10 for the Scarlet Knights (3-2), who bounced back from a 68-50 loss to St. Peter's Tuesday night.

Vanderbilt (4-1) lost for the first time in the 2014-15 campaign. Damian Jones led the Commodores with 23 points. Luke Kornet had 14 points and James Siakam added 10.

The Commodores had three chances to win late in regulation, but Shelton Mitchell missed a driving layup and Siakam couldn't convert the putback. Following an inbound, Mitchell had the ball stolen by Mack, who was fouled by Matthew Fisher-Davis. Mack made one of two free throws, and Rutgers knocked away the inbound pass to seal the win.

"We talked about several things we did not accomplish," Stallings said. "We came out of timeouts on four occasions where we made a call and messed it up. That shouldn't be the case. We didn't play well enough to win."

"That is my biggest source of disappointment."

The first ever matchup between the SEC and Big 10 programs was an evenly contested affair throughout, with the biggest advantage for either team being Rutgers' 29-18 lead in the first half. Vanderbilt's 13-2 run in the final 6:12 of the first half forced a 31-31 tie at halftime. Jones and Siakam combined for 11 of the Commodores' 13 points in the surge.

Vanderbilt took a 55-52 lead on Kornet's left-side 3 with 7:49 left in regulation. The basket was the culmination of an 8-0 run.

Game 6 • Nov. 29, 2014

LaSalle..... 55
vs. Vanderbilt..... 68
Brooklyn, N.Y. (Barclays Center)

La Salle 55 • 4-2

#	Player	Total	3-Pr	Rebounds	PF	TP	A	T	Bk	Stl	Min
		FG-FGA	FG-FGA	FT-FTA	Off Def Tot						
01	PETERSON, D.J.	0-2	0-0	3-3	6 0 0	0	4	0	0	0	33
25	WRIGHT, Jerrell	8-14	0-0	3-5	1 3 4	5	19	0	2	0	19
00	ZACK, Steve	0-0	1-1	1-1	3 11 3	3	11	3	3	0	37
21	PRICE, Jordan	3-10	1-4	2-2	0 1 1	4	9	2	3	0	14
23	LEWIS, Khalid	1-8	0-3	0-0	1 0 1	1	2	2	1	0	25
02	STUNES, Amar	1-3	0-0	0-0	0 0 0	1	2	0	0	0	17
03	ROBERTS, Cleon	1-2	1-2	0-0	2 2 2	3	0	0	0	0	9
05	WASHINGTON, Tony	0-0	0-0	0-0	0 0 0	0	0	0	0	0	2
10	SHULER, Johnnie	3-4	2-3	1-3	2 2 4	3	9	0	1	0	14
Team		0 2 2									
Totals		22-51	4-14	7-11	10	16	26	19	55	11	10 0 3 200

FG % 1st Half: 8-26 30.8% 2nd Half: 14-25 56.0% Game: 22-51 43.1%
3FG % 1st Half: 2-6 33.3% 2nd Half: 2-8 25.0% Game: 4-14 28.6%
FT % 1st Half: 2-2 100.0 2nd Half: 5-9 55.6% Game: 7-11 63.6%

Vanderbilt 68 • 5-1

#	Player	Total	3-Pr	Rebounds	PF	TP	A	T	Bk	Stl	Min
		FG-FGA	FG-FGA	FT-FTA	Off Def Tot						
03	KORNET, Luke	4-6	2-3	0-0	1 1 2	0	10	0	1	0	17
11	ROBERSON, Jeff	7-25	0-0	3-4	1 6 7	2	7	2	1	0	35
30	JONES, Damian	6-12	0-1	4-5	3 4 7	3	16	1	0	0	30
04	BALDWIN IV, Wade	2-5	0-1	5-6	0 4 4	9	4	2	0	2	35
13	LACHANCE, Riley	6-10	2-6	0-0	1 1 2	0	4	0	0	0	33
00	MITCHELL, Shelton	1-4	0-0	0-0	0 1 1	1	2	4	2	0	17
35	SIAKAM, James	5-6	0-0	1-1	0 6 6	5	10	0	0	1	26
40	HENDERSON, Josh	0-0	0-0	1-1	0 1 0	0	0	0	0	0	7
Team		1 0 1									
Totals		26-48	4-11	12-16	8	23	31	13	68	14	7 0 5 200

FG % 1st Half: 12-24 50.0% 2nd Half: 14-24 58.3% Game: 26-48 54.2%
3FG % 1st Half: 0-4 0.0% 2nd Half: 4-7 57.1% Game: 4-11 36.4%
FT % 1st Half: 6-7 85.7% 2nd Half: 6-9 66.7% Game: 12-16 75.0



Game 7 • Dec. 4, 2014

Baylor 66
at Vanderbilt 63
Nashville, Tenn. (Memorial Gym)

Baylor 66 • 7-1

#	Player	Total	FG	3-PT	Rebounds	FT	Off	Def	TP	A	T	Bk	Stl	Min	
00	O'Neale, Royce	f	9-11	4-5	0-0	0	4	4	2	22	3	1	0	1	33
02	Gathers, Rico	f	1-5	0-0	2-2	2	4	6	4	4	0	1	1	0	31
21	Prince, Taurean	f	6-10	3-3	4-6	4	1	5	19	4	2	1	2	0	32
35	Modley, Johnathan	f	0-5	0-1	0-0	2	0	2	5	0	1	2	1	0	14
11	Medford, Lester	g	3-9	0-3	1-4	2	4	6	2	7	7	1	0	3	35
24	Wainwright, Ishmail	g	0-1	0-0	0-0	2	2	4	1	0	0	2	0	0	16
25	Freeman, Al	g	2-6	2-5	1-2	0	2	2	1	7	0	3	0	0	20
33	Millis, Austin	g	2-2	1-1	0-0	0	0	0	0	5	0	1	0	0	7
45	Deng, Deng	g	1-4	0-0	0-0	0	2	2	2	0	1	0	1	0	12
Team						1	1	2							
Totals			24-53	10-18	8-14	13	20	33	20	66	15	14	3	7	200

FG % 1st Half: 13-30 43.3% 2nd Half: 11-23 47.8% Game: 24-53 45.3%
3FG % 1st Half: 6-12 50.0% 2nd Half: 4-6 66.7% Game: 10-18 55.6%
FT % 1st Half: 2-3 66.7% 2nd Half: 6-11 54.5% Game: 14-21 66.7%

Vanderbilt 63 • 5-2

#	Player		Total			3-Ptr			Rebounds				A	T	Bk	Stl	Min
			FG	FGA	FT	FTA	FT	FTA	Off	Def	Tot	PF					
03	KORNET, Luke	f	4-7	2-3	3-4	2	6	8	2	13	1	1	3	1	32		
11	ROBERSON, Jeff	f	0-1	0-1	2-2	1	2	3	2	2	4	0	0	22			
30	JONES, Damian	c	6-12	0-0	9-9	4	5	9	4	21	0	2	0	1	27		
04	BALDWIN IV, Wade	g	4-7	1-4	0-0	0	3	3	9	2	3	1	1	32			
13	LaCHANCE, Riley	g	1-7	0-6	0-0	0	0	0	2	3	1	1	0	32			
00	MITCHELL, Shelton	g	1-7	0-2	2-5	0	1	1	2	4	3	2	0	1	23		
05	FISHER-DAVIS, Matthe	g	0-1	0-1	0-0	0	1	1	2	0	0	0	0	1	11		
35	SIKAM, James	g	5-6	0-0	2-3	2	2	4	2	12	0	1	1	3	21		
Team						1	0	1									
Totals			21-48	3-17	18-23	10	20	30	17	63	11	6	8	200			

FG % 1st Half: 9-24 37.5% 2nd Half: 12-24 50.0% Game: 21-48 43.8%
3FG % 1st Half: 3-10 30.0% 2nd Half: 1-7 14.3% Game: 3-17 17.6%
FT % 1st Half: 5-8 62.5% 2nd Half: 13-15 86.7% Game: 18-23 78.3%

Officials: Ron Groover, Darron George, Don Daly

Technical fouls: Baylor-None. Vanderbilt-None.

Attendance: 7740

SEC/Big 12 Challenge

Score by periods	1st	2nd	Total
Baylor	34	32	66
Vanderbilt	25	38	63

Game 8 • Dec. 13, 2014

Purdue 71
at Vanderbilt 81
Nashville, Tenn. (Memorial Gym)

Purdue 71 • 8-3

#	Player	Total	3-Ptr	Rebounds	FT	Off	Def	PF	TP	A	T	Bk	Stl	Min	
12	Edwards, Vince	f	4-6	1-2	0-0	2	1	3	4	9	1	2	0	0	27
44	Haas, Isaac	c	5-8	0-0	3-8	4	3	7	2	13	0	2	1	0	20
00	Oetous, Jon	g	1-5	1-2	1-2	2	1	3	5	4	1	1	0	0	21
31	Mathias, Dakota	g	0-1	0-0	0-0	0	0	0	0	3	1	1	0	0	14
25	Harris, Raphael	g	7-9	0-0	1-1	1	2	3	0	15	1	1	0	3	33
01	Scott, Bryson	g	4-9	0-1	2-2	1	1	2	2	10	2	1	1	1	19
03	Thompson, P.J.	g	0-1	0-0	0-0	0	0	0	0	2	0	0	0	0	11
05	Smotherman, Basil	g	2-3	0-0	0-0	0	1	1	1	4	0	0	0	0	11
20	Hammons, A.J.	g	1-5	0-0	3-4	2	3	5	2	5	0	2	3	0	20
21	Stephens, Kendall	g	2-8	1-5	6-6	0	3	3	2	11	1	2	0	1	24
						1	1	2							
		26-55	3-11	16-23	13	16	29	23	71	7	12	5	5	200	

FG % 1st Half: 12-25 48.0% 2nd Half: 14-30 46.7% Game: 26-55 47.3%
3FG % 1st Half: 2-6 33.3% 2nd Half: 1-5 20.0% Game: 3-11 27.3%
FT % 1st Half: 6-7 85.7% 2nd Half: 10-16 62.5% Game: 16-23 69.6%

Vanderbilt 81 • 6-2

Haverdell 81 - 82														
#	Player		Total	3-FC	3-FTA	Rebounds			PF	A	T	Bk	Stl	Min
			FG	FC	FT	Off	Def	Tot						
03	KORNET, Luke	f	0-0	0-0	0-0	0	2	2	4	0	0	2	0	23
11	ROBERSON, Jeff	f	2-3	2-2	0-0	0	3	3	4	6	1	0	0	22
30	JONES, Damian	c	6-14	0-1	3-5	2	3	5	3	15	0	5	2	31
04	BALDWIN IV, Wade	g	1-3	1-2	0-0	0	3	3	2	3	6	1	0	26
13	LaCHANCE, Riley	g	9-13	3-4	5-5	0	1	1	0	26	2	1	0	34
00	MITCHELL, Shelton	g	2-4	0-1	3-6	0	1	1	1	7	6	1	0	20
05	FISHER-DAVIS, Matthe	g	3-4	0-0	1-2	1	3	1	9	1	1	0	0	18
00	WATKINS, Nathan	g	0-0	0-0	0-0	0	0	0	0	0	0	0	0	4
12	McGLOIN, Philip	g	0-0	0-0	0-0	0	0	0	0	0	0	0	0	4
35	SIKAM, James	g	4-5	0-0	4-5	3	2	5	2	12	1	3	0	18
40	HENDERSON, Josh	g	1-2	0-0	1-2	0	0	0	4	3	0	0	0	8
Team						4	3	0	0					
Totals			28-48	9-14	16-23	7	18	25	21	81	17	14	4	200

FG % 1st Half: 17-27 63.0% 2nd Half: 11-21 52.4% Game: 28-48 58.3%
3FG % 1st Half: 4-6 66.7% 2nd Half: 5-8 62.5% Game: 9-14 64.3%
FT % 1st Half: 5-6 83.3% 2nd Half: 11-17 64.7% Game: 16-23 69.6%

Officials: Ted Valentine, Gerry Pollard, Jim Burr

Technical fouls: Purdue-None. Vanderbilt-None.

Attendance: 9565

Score by periods	1st	2nd	Total
Purdue	32	39	71
Vanderbilt	43	38	81

Last FG - PURDUE 2nd-00:11, VU 2nd-06:06.

Largest lead - PURDUE by 14:15-25, VU by 22 2nd-12:31.

PURDUE led for 01:05, VU led for 37:21, Game was tied for 01:22.

Points	In	Off	2nd	Fast	Bench
PURDUE	36	21	13	13	30
VU	24	14	12	6	31

Score tied - 1 time.
Lead changed - 6 times.

Game 9 • Dec. 16, 2014

Western Carolina 79
at Vanderbilt 99
Nashville, Tenn. (Memorial Gym)

Western Carolina 79 • 3-7

#	Player	Total	3-Ptr	Rebounds					FT	TP	A	T	Bk	Stl	Min
		FG	FGA	FT	FTA	Off	Def	Tot	PF	TP					
01	Kenneth Hall	r	2-2	0-0	0-0	1	0	1	4	4	0	2	0	0	6
04	Torrior Brummitt	f	8-14	0-1	1-2	0	1	1	4	17	0	3	0	1	29
02	Mike Brown	g	5-12	0-3	4-6	0	2	2	3	14	3	0	0	1	33
03	Rhett Harrelson	g	7-9	6-8	2-2	0	2	2	1	22	3	1	0	2	38
25	James Sinclair	g	3-12	1-2	0-1	2	1	3	5	7	5	3	0	3	34
05	Devin Peterson	g	0-0	0-0	0-0	0	0	0	0	0	0	0	0	0	7
12	Tucker Thompson	g	0-0	0-0	0-0	1	1	2	0	0	0	0	0	2	11
23	Justin Browning	g	5-6	1-2	3-4	3	2	5	5	14	4	2	1	2	30
24	Ashley Williams	g	0-1	0-1	0-0	0	0	0	0	0	0	0	0	0	3
31	Aaron Williams	g	0-0	0-0	0-0	0	0	0	0	0	0	1	0	1	1
41	Charlene Brooks	g	0-1	0-0	1-2	1	0	1	2	1	0	1	1	0	8
Team						1	1	2							
Totals		30-57	11-17	11-17	8	10	18	26	79	16	14	2	11	200	

FG % 1st Half: 18-29 62.1% 2nd Half: 12-28 42.9% Game: 30-57 52.6%
3FG % 1st Half: 6-9 66.7% 2nd Half: 2-8 25.0% Game: 8-17 47.1%
FT % 1st Half: 2-2 100.0 2nd Half: 9-15 60.0% Game: 11-17 64.7%

Vanderbilt 99 • 7-2

Vanderbilt '05 - 7-2															
#	Player	Total	3-Ptr	Rebounds	FT-FTA	Off	Def	TP	PF	A	T	Bk	Stl	Min	
03	KORNET, Luke	f	3-7	0-4	3-4	3	1	4	4	9	4	2	2	0	25
11	ROBERSON, Jeff	f	1-1	1-1	0-0	0	3	3	1	3	0	4	0	2	19
30	JONES, Damian	c	6-9	0-0	6-9	0	5	5	3	16	1	2	1	0	23
04	BALDWIN IV, Wade	g	0-3	0-1	8-8	0	2	2	3	8	2	1	0	1	24
13	LaCHANCE, Riley	g	8-12	5-8	5-5	0	4	4	4	26	3	3	0	1	34
00	MITCHELL, Shelton	g	4-4	0-0	4-4	0	3	3	2	6	5	4	0	0	18
05	FISHER-DAVIS, Matthe	g	3-7	3-5	0-0	1	1	2	1	9	0	0	0	1	21
00	WATKINS, Nathan	g	0-0	0-0	0-0	0	0	0	0	1	0	1	0	0	2
14	JOSEPHIS, Carter	g	0-0	0-0	0-0	0	0	0	0	0	0	0	0	0	2
35	SIKAM, James	g	4-6	0-0	12-13	6	1	7	3	20	0	0	0	1	27
40	HENDERSON, Josh	g	1-2	0-0	0-0	1	0	1	0	2	0	0	0	0	5
Team						2	3	1							
Totals		26-47	9-19	38-43	13	21	34	21	99	15	18	4	5	200	

FG % 1st Half: 10-24 41.7% 2nd Half: 16-23 69.6% Game: 26-47 55.3%
3FG % 1st Half: 5-12 41.7% 2nd Half: 4-7 57.1% Game: 9-19 47.4%
FT % 1st Half: 16-21 76.2% 2nd Half: 22-22 100.0 Game: 38-43 88.4%

Officials: Antonio Pettit, James Breeding, Pat Adams

Technical fouls: Western Carolina-Justin Browning. Vanderbilt-TEAM.

Attendance: 7504

Score by periods	1st	2nd	Total
Western Carolina	44	35	79
Vanderbilt	41	58	99

Points	In	Off	2nd	Fast	Bench
Western Carolina	30	18	10	4	15
Vanderbilt	32	24	20	9	37

Score tied - 5 times.

NASHVILLE - Baylor's 3-point shooters were too much for Vanderbilt.

The Bears made



Game 10 • Dec. 20, 2014

Vanderbilt..... 60
at Georgia Tech 65
Atlanta, Ga. (McCamish Pavilion)

Vanderbilt 60 • 7-3

#	Player	Total		3-Ptr		Rebounds		PF	TP	A	T	Bk	Stl	Min
		FG	FGA	FG	FGA	FT	FTA							
03	KORNET, Luke	0-2	0-1	0-0	0-0	3	3	2	0	1	3	1	0	19
11	ROBERSON, Jeff	4-5	0-1	0-0	0-0	2	2	3	8	1	1	0	1	19
30	JONES, Damian	4-9	0-0	4-6	4-6	3	7	1	12	0	1	2	1	27
04	BALDWIN IV, Wade	1-3	0-1	1-2	0-0	1	1	1	3	3	3	0	0	17
13	LACHANCE, Riley	3-7	2-6	2-2	0-1	1	1	1	10	1	1	0	0	36
06	MITCHELL, Shelton	1-5	0-1	1-2	1-5	6	6	3	6	2	0	0	0	20
09	FISHER-DAVIS, Matthe	1-6	1-5	0-0	0-2	2	2	3	0	0	0	0	0	17
35	SIKAM, James	2-3	0-0	5-6	1	1	2	5	9	1	2	2	0	24
40	HENDERSON, Josh	5-5	0-0	2-2	1	2	3	1	12	0	0	1	0	11
Team						1		2						
Totals		21-45		3-15		15-20		8		22		30		200

FG % 1st Half: 12-22 54.5% 2nd half: 9-23 39.1% Game: 21-45 46.7%
3FG % 1st Half: 3-8 37.5% 2nd half: 0-7 0.0% Game: 3-15 20.0%
FT % 1st Half: 6-8 75.0% 2nd half: 6-12 50.0% Game: 15-20 75.0%

Georgia Tech 65 • 8-2

#	Player	Total		3-Ptr		Rebounds		PF	TP	A	T	Bk	Stl	Min
		FG	FGA	FG	FGA	FT	FTA							
00	Mitchell, Charles	9-15	0-0	1-1	7	1	8	5	19	0	3	1	1	26
12	Stephens, Quinton	1-5	1-4	0-0	0	3	3	1	3	0	0	0	2	21
04	Cox, Demarco	2-6	0-0	2-4	6	3	9	3	6	3	0	0	0	30
03	Georges-Hunt, Marcus	4-15	1-6	5-5	1	3	4	1	14	1	1	0	0	33
10	Jorjenson, Travis	3-6	2-4	0-0	0	1	0	8	6	0	0	1	1	24
04	Jackson, Tadic	0-4	0-2	1-2	0	0	0	1	1	1	0	0	0	7
02	Bolden, Chris	3-9	0-4	0-0	0	3	3	5	6	2	0	0	0	122
11	Heath, Josh	1-2	0-1	0-1	0	1	1	0	2	1	3	0	0	17
33	Sampson, Robert	3-5	0-1	0-0	2	3	5	2	6	0	0	1	1	17
44	Lammers, Ben	0-0	0-0	0-0	1	0	1	0	0	0	0	0	0	3
Team														
Totals		26-67		4-22		9-13		20		19		18		200

FG % 1st Half: 10-36 27.8% 2nd half: 16-31 51.6% Game: 26-67 38.8%
3FG % 1st Half: 2-12 16.7% 2nd half: 2-10 20.0% Game: 4-22 18.2%
FT % 1st Half: 3-3 100.0 2nd half: 6-10 60.0% Game: 15-21 71.4%

Officials: Joe Lindsey, Jamie Luckie, Brian Shey
Technical fouls: Vanderbilt-None, Georgia Tech-None.
Attendance: 6881
Time of Game: 2:00

Score by periods	1st	2nd	Total
Vanderbilt	33	27	60
Georgia Tech	25	40	65

Last FG - VU 2nd-01:08, GT 2nd-01:16.
Largest lead - VU by 1-01:05, GT by 6-10:17-24.

Points	In	Off	2nd	Fast
Paint	Paint	T/O	Chance	Break
VU	28	6	18	9
GT	38	16	9	15

Score tied - 10 times.
Lead changed - 2 times.

ATLANTA - Charles Mitchell scored 19 points and Marcus Georges-Hunt added 14 points to help Georgia Tech beat Vanderbilt 65-60.

Damian Jones and Josh Henderson each finished with 12 points for Vanderbilt (7-3), which was coming off consecutive wins over Purdue and Western Kentucky.

Georgia Tech (8-2), which has won five of six, pulled down 20 offensive rebounds.

The Yellow Jackets made the right adjustments at halftime with the Commodores leading by eight, getting back on defense quicker and getting more production from their fast-break offense.

Georges-Hunt, Georgia Tech's leading scorer this season, was just 4 for 15 from the field, but in the final minute he hit a pair of free throws to make it 64-60 and grabbed a key defensive rebound when Wade Baldwin missed a 3 on Vanderbilt's ensuing possession.

Georgia Tech struggled against to get the ball inside against the Commodores' zone defense in the first half and struggled from the field at 27.8 percent.

But the Jackets began the second half on a 13-6 run to take their first lead since midway through the first half on Georges-Hunt's short jumper with 12:44 remaining.

Georgia Tech went up 47-43 on Mitchell's fast-break dunk about four minutes later.

If the teams didn't like each other, it was evident in the second half when James Siakam and Jones -- Vanderbilt's biggest, strongest front-line players -- blocked the ball hard out of bounds and celebrated on consecutive Georgia Tech possessions with the Jackets leading 51-49.

A few minutes later, Georgia Tech guard Chris Bolden knocked Siakam down hard at the Vanderbilt baseline on a Commodores fast break and quickly turned his back to walk to the team huddle.

The foul wasn't hard enough to be called flagrant and Siakam hit two ensuing free throws to make it 53-all with 3:44 remaining.

After Mitchell's three-point play put the Jackets by four, Sampson stole the ball from Shelton Mitchell and followed with a fast-break putback that gave Georgia Tech a six-point lead, its biggest of the game, with 1:16 remaining.

Game 11 • Dec. 22, 2014

Penn 50
at Vanderbilt 79
Nashville, Tenn. (Memorial Gym)

Penn 50 • 3-6

#	Player	Total		3-Ptr		Rebounds		PF	TP	A	T	Bk	Stl	Min
		FG	FGA	FG	FGA	FT	FTA							
23	Lukes, Greg	0-2	0-0	0-0	3	3	6	3	0	4	2	0	0	22
10	Nelson-Henry, Darien	3-7	0-0	3-6	1	3	4	4	9	0	2	0	1	28
02	Woods, Antonio	2-8	1-4	0-0	0	0	0	0	5	3	1	0	1	29
24	Hicks, Tony	6-13	2-7	2-3	0	3	3	3	16	2	4	0	0	29
40	Howard, Matt	5-11	0-1	0-0	3	2	5	2	11	1	0	1	0	29
03	Foreman, Darnell	0-4	0-0	0-0	0	0	0	0	1	0	2	0	1	20
13	Jones, Dylan	0-0	0-0	0-2	0	0	0	5	0	2	0	1	0	6
04	Poplavsky, Matt	0-2	0-0	0-0	0	1	1	0	0	0	0	0	0	3
15	Crocker, Camryn	1-4	0-3	2-2	0	0	0	0	4	1	0	0	1	10
34	Jones, Sam	1-2	0-0	0-0	0	0	0	2	3	0	1	0	0	15
40	Dwyer, Dan	1-2	0-0	0-0	1	2	2	1	2	0	0	0	0	9
Team														
Totals		19-55		9-19		7-13		10		24		24		200

FG % 1st Half: 11-28 39.3% 2nd half: 8-27 29.6% Game: 19-55 34.5%
3FG % 1st Half: 4-10 40.0% 2nd half: 1-9 11.1% Game: 5-19 26.3%
FT % 1st Half: 3-7 42.9% 2nd half: 4-6 66.7% Game: 7-13 53.8%

Vanderbilt 79 • 8-3

#	Player	Total		3-Ptr		Rebounds		PF	TP	A	T	Bk	Stl	Min
		FG	FGA	FG	FGA	FT	FTA							
11	ROBERSON, Jeff	4-5	0-1	0-0	2	1	3	2	8	1	1	0	0	19
35	SIKAM, James	7-8	0-0	3-4	4	4	8	0	17	0	2	1	0	27
03	JONES, Damian	4-7	0-0	7-9	2	4	6	2	15	0	2	1	0	25
00	MITCHELL, Shelton	2-3	1-2	0-0	0	6	6	2	5	7	6	1	1	24
13	LACHANCE, Riley	1-6	1-2	2-2	0	1	0	5	4	0	0	5	0	28
03	KORNET, Luke	2-4	0-1	2-4	0-2	2	3	6	0	1	0	0	0	16
04	BALDWIN IV, Wade	6-9	2-3	2-4	0	2	2	16	3	1	0	0	0	22
05	FISHER-DAVIS, Matthe	1-3	1-2	2-2	0	2	2	1	5	2	0	0	1	18
12	MCGLINN, Phillip	0-1	0-0	0-0	0	0	0	0	0	0	2	0	0	3
14	JOSEPH, Carter	0-0	0-0	0-0	0	0	0	0	0	0	0	0	0	3
40	HENDERSON, Josh	1-3	0-0	0-0	1	3	4	1	2	0	1	0	0	12
Team														
Totals		28-49		9-12		18-25		10		29		39		200

FG % 1st Half: 13-23 56.5% 2nd half: 15-26 57.7% Game: 28-49 57.1%
3FG % 1st Half: 2-6 33.3% 2nd half: 3-6 50.0% Game: 5-12 41.7%
FT % 1st Half: 12-15 80.0% 2nd half: 6-10 60.0% Game: 18-25 72.0%

Officials: Doug Shows, Tim Gattis, Will CJ Washington
Technical fouls: Penn-None, Vanderbilt-None.
Attendance: 8084

Score by periods	1st	2nd	Total
Penn	29	21	50
Vanderbilt	40	39	79

Last FG - PENN 2nd-01:51, VU 2nd-05:56.
Largest lead - PENN by 5-10:37, VU by 33-2nd-07:35.
PENN led for 06:42, VU led for 31:02. Game was tied for 02:11.

NASHVILLE - James Siakam plays so well off the bench that Vanderbilt coach Kevin Stallings decided to return him to the starting lineup.

Siakam scored 17 points and grabbed a team-high eight rebounds in his first start of the season, leading the Commodores to a 79-50 win over Pennsylvania.

Siakam started 28 games last year, but went to the bench after missing the season opener to attend his father's funeral in Cameroon.

"He's just a very active player and he's a relentless offensive rebounder, and that's something that our team needs desperately," Stallings said. "I thought James' energy was real key on both ends. James is an energy guy."

Stallings was disappointed by Vanderbilt's energy level in the second half of Vanderbilt's loss at Georgia Tech, so he inserted Siakam into the lineup against Penn (3-6).

Siakam scored the Commodores' first six points and finished 7 of 8 from the floor and 3 of 4 from the foul line. Vanderbilt had been outrebounded in Saturday's loss at Georgia Tech, but had a 22-9 edge in the first half against Penn on their way to a 40-29 lead at the break.

Wade Baldwin IV scored 16 for Vanderbilt (8-3), including two 3-pointers. Damian Jones entered the game as the SEC's fifth-leading scorer and added 15 points and six rebounds.

Jones had 13 points during a key stretch in the first half as the Commodores made a 20-7 run to take a 30-22 lead. Vanderbilt pulled away to a 57-32 lead after opening the second half with a 17-3 run.

Tony Hicks led Penn with 16 points and Matt Howard added 11.

"I just think they were a lot tougher than us, primarily in the paint," Penn coach Jerome Allen said. "They scored 40 points in the paint and we had 50 for the game. I thought Siakam and Jones got whatever they wanted. To their credit, they imposed their will on us."

Stallings won his 300th game with the Commodores. He is in his 16th season at the private school in Nashville and is the winningest coach in school history.

Vanderbilt took advantage of its depth by outscoring Penn's bench 29-9.

Game 12 • Dec. 31, 2014

Vanderbilt..... 70
at Saint Louis..... 55
St. Louis, Mo. (Chaifetz Arena)

Vanderbilt 70 • 9-3

#	Player	Total		3-Ptr		Rebounds		PF	TP	A	T	Bk	Stl	Min
		FG	FGA	FG	FGA	FT	FTA							
11	ROBERSON, Jeff	2-5	0-2	3-3	1	3	4	2	7	1	1	1	0	22
35	SIKAM, James	2-4	0-0	3-6	3	6	9	4	7	4	2	1	0	28
03	JONES, Damian	5-13	0-0	5-7	2	4	6	1	15	0	5	2	0	31
00	MITCHELL, Shelton	1-2	1-1	0-0	0	1	1	0	0	0	0	0	0	22
09	WATKINS, Jamar	2-4	0-0	2-2	2	2	4	1	19	1	1	1	0	22
08	KORNET, Luke	1-2	1-2	0-0	0	0	0	3	1	3	0	1	1	10
46	SALDWIN IV, Wade	4-8	0-0	1	4	5	4	8	4	0	1	2	25	25
13	LACER, David Matthew	0-0	0-0	0-0	0	0	0	0	0	0	0	0	0	0
14	JOSEPH, Carter	0-0	0-0	0-0	0	0	0	0	0	0	0	0	0	0
24	MOATS, Shelby	0-0	0-0	1-2	0	1	1	1	1	0	0	0	0	1
07	HENDERSON, Josh	2-2	0-0	0-0	0	0	0	0	0	0	1	0	0	0
	Team				0	2	2							



Game 13 • Jan. 3, 2015

Yale 74
at Vanderbilt 79
Nashville, Tenn. (Memorial Gym)

Yale 74 • 10-5

#	Player	Total			3-Ptr			Rebounds			PF			A TO Bk Stl			Min		
		FG	FGA	FT	FTA	FT	FTA	Off	Def	Total	Off	Def	Total	A	TO	Bk		Stl	
22	Sears, Justin	5	9	0	0	2	3	2	2	4	12	2	4	2	1	1	1	34	
42	Townsend, Matt	0	2	0	0	3	4	0	2	2	5	3	0	2	0	0	0	34	
04	Montague, Jack	6	16	3	10	0	0	1	4	1	11	2	1	0	1	1	1	40	
23	Cotton, Armani	5	13	2	7	1	2	1	6	7	4	13	2	1	0	0	0	38	
00	Duren, Javier	5	14	3	8	4	5	3	1	4	12	7	7	5	0	0	0	43	
01	Dallier, Anthony	1	2	0	1	0	0	0	1	1	0	2	0	1	0	0	0	10	
10	Ghani, Khalid	0	0	0	0	0	0	0	0	0	1	0	0	0	0	0	2	2	
11	Mason, Makai	1	2	0	1	0	0	0	3	3	2	1	0	0	0	0	0	18	
23	Kelley, Greg	3	4	2	2	0	0	1	1	2	5	8	0	2	0	0	0	16	
44	Downey, Sam	3	5	0	0	0	0	4	2	6	2	6	0	1	0	0	0	15	
Team																			
Totals		27	67	10	29	10	14	14	25	39	26	74	14	17	2	2	2	250	
FG % 1st Half: 12-25 48.0%		2nd half: 9-24 37.5%		OT: 6-18 33.3%		Game: 27-67 40.3%		Deadball		Rebounds		2							
3FG % 1st Half: 4-8 50.0%		2nd half: 5-11 45.5%		OT: 1-10 10.0%		Game: 10-29 34.5%													
FT % 1st Half: 1-1 100.0%		2nd half: 7-10 70.0%		OT: 2-3 66.7%		Game: 10-14 71.4%													

Vanderbilt 79 • 10-3

#	Player	FG		3-Ptr		Rebounds		PF	TP	A	TO	Bk	Stl	Min	
		FGA	FT	FGA	FTA	Off	Def								
11	ROBERSON, Jeff	1	0	0	1	0	2	0	0	1	0	0	0	15	
35	SIKAM, James	1	2	0	0	5	6	3	4	7	2	0	3	1	26
30	JONES, Damian	5	8	0	0	9	13	1	7	8	4	19	4	3	37
00	MITCHELL, Shelton	6	15	0	2	3	4	0	3	3	2	15	8	1	46
13	LaChance, Riley	4	8	2	5	4	6	0	6	6	0	14	1	1	42
03	KORNET, Luke	3	9	2	4	2	3	3	6	2	10	0	1	1	33
04	BALDWIN IV, Wade	0	3	0	2	0	0	1	0	1	0	0	0	0	12
05	FISHER-DAVIS, Matthe	3	8	3	6	3	4	1	3	4	12	1	0	0	35
40	HENDERSON, Josh	1	1	0	0	0	0	0	0	2	0	0	0	0	4
Team															
Totals		23	56	7	22	26	34	11	28	39	16	79	14	12	250
FG % 1st Half: 9-24 37.5%		2nd half: 10-24 41.7%		OT: 4-8 50.0%		Game: 23-56 41.1%		Deadball							
3FG % 1st Half: 2-9 22.2%		2nd half: 4-9 44.4%		OT: 1-4 25.0%		Game: 7-22 31.8%									
FT % 1st Half: 4-5 80.0%		2nd half: 11-15 73.3%		OT: 1-14 7.1%		Game: 26-34 76.5%									

Officials: Tony Henderson, Marc Ellard, Ken Washington
Technical fouls: Yale=None. Vanderbilt=None.
Attendance: 10,103

Score by periods		1st	2nd	OT	Total	Points		In	Off	2nd	Fast	Bench	
Yale		20	20	8	48	FG	FGA	26	13	17	0	18	18
Vanderbilt		24	35	8	79	FG	FGA	26	14	11	4	24	24

Last FG - YALE 07:02-06, VU 07:02-04.
Largest lead - YALE by 13 2nd-08:54, VU by 10 1st-12:26.
VU led for 20:31, YALE led for 2:46. Game was tied for 05:23.

Score tied - 5 times.
Lead changed - 2 times.

NASHVILLE - Vanderbilt coach Kevin Stallings said he wasn't surprised it took double overtime to beat Yale on Saturday.

Damian Jones posted 19 points, eight rebounds and four assists to lead the Commodores to a 79-74 win in front of a season-high crowd of 10,103 at Memorial Gym.

"I told everybody that would listen, including my team and my family and everybody else, that we were getting ready to play what I thought was a (heck) of a good basketball team today and I was right," Stallings said. "They are a veteran team with terrific toughness and experience. It took everything we had to get that done."

Vanderbilt (10-3) outscored Yale 12-7 in the second overtime to earn the win in its final game before Southeastern Conference play.

Yale (10-5), which upset defending national champion Connecticut earlier in the season, looked like it was ready to beat another team from a major conference when Javier Duren's 3-pointer gave the Bulldogs a 13-point lead, 52-39, with 8:54 left in regulation.

But Vanderbilt closed with a 20-7 run and Shelton Mitchell made a layup with 20.7 seconds left, sending the game into the first overtime tied at 59.

Mitchell finished with 15 points and eight assists in 46 minutes.

Yale's Greg Kelley nailed a 3-pointer, narrowing the deficit to 66-65 with 15.5 seconds left in the first overtime and teammate Jack Montague's putback with one second left sent the game into a second overtime, tied at 67.

Montague scored 11 points, including three 3-pointers on 4 of 16 from the floor.

Yale made 10 of 29 3-pointers.

Duren led Yale with 17 points and seven assists.

Armani Cotton added 13 and Justin Sears 12.

Riley LaChance added 14 points for the Commodores, Matthew Fisher-Davis 12 and Luke Kornet 10.

The Commodores, who entered the game as the most accurate shooting team in the SEC (51.4 percent), shot only 41.1 percent from the field.

Vanderbilt's last double-overtime game was a 2008 loss to Kentucky.

Game 14 • Jan. 6, 2015

Auburn 52
at Vanderbilt 64
Nashville, Tenn. (Memorial Gym)

Auburn 52 • 8-6, 0-1 SEC

#	Player	Total			3-Ptr		Rebounds			PF			A TO Bk Stl			Min			
		FG	FGA	FT	FTA	FT	FTA	Off	Def	Total	Off	Def	Total	A	TO		Bk	Stl	
05	Bowers, Cinnamon	3	11	0	1	1	4	5	4	9	2	7	1	3	0	2	1	31	
00	Canada, Malcolm	0	2	0	0	3	4	1	3	4	5	9	4	1	1	0	0	25	
01	Harrell, JT	3	9	2	5	0	2	1	2	4	4	8	0	2	0	0	0	27	
12	Ross-Miller, KC	1	7	0	0	0	1	1	2	3	0	1	0	1	0	1	0	27	
04	Mason, Antonio	5	14	1	5	5	6	0	2	2	3	16	2	1	0	1	1	30	
04	Reed, Trayvon	0	1	0	0	0	2	1	0	1	1	0	0	0	0	0	0	8	
13	Shamsid-Deen, Tahj	1	5	1	2	0	0	2	2	1	3	3	0	0	0	2	22		
20	Thomson, Alex	0	2	0	1	0	0	1	0	1	0	0	0	0	0	0	0	6	
25	Granger, Jordan	2	3	0	0	0	0	0	3	3	6	0	0	2	4	2	24		
Team																			
Totals		18	59	7	21	9	18	10	17	27	21	52	10	9	3	10	2	200	
FG % 1st Half: 6-29 20.7%		2nd half: 12-30 40.0%		Game: 18-59 30.5%														Deadball	
3FG % 1st Half: 3-11 27.3%		2nd half: 4-10 40.0%		Game: 7-21 33.3%														Rebounds	
FT % 1st Half: 4-6 66.7%		2nd half: 5-12 41.7%		Game: 9-18 50.0%															

Vanderbilt 64 • 11-3, 1-0 SEC

#	Player	Total		3-Ptr		Rebounds			PF			A TO Bk Stl			Min				
		FG	FGA	FT	FTA	Off	Def	Total	Off	Def	Total	A	TO	Bk		Stl			
11	ROBERSON, Jeff	1	6	0	1	4	6	2	1	3	1	6	0	1	1	1	28		
35	SIKAM, James	5	8	0	0	4	4	6	10	4	14	1	0	2	0	0	29		
30	JONES, Damian	3	9	0	1	5	6	2	6	8	2	11	2	3	3	0	30		
00	MITCHELL, Shelton	3	4	0	1	4	5	3	10	4	4	0	4	0	0	0	35		
13	LaChance, Riley	4	8	2	3	4	1	3	4	2	13	1	0	1	0	0	28		
03	KORNET, Luke	3	6	1	4	0	1	0	10	10	3	7	0	3	1	0	18		
04	BALDWIN IV, Wade	1	4	1	2	0	0	2	2	2	3	2	4	0	0	0	18		
05	FISHER-DAVIS, Matthe	0	1	0	0	0	0	3	3	0	0	1	1	1	1	1	12		
24	MOATS, Shelby	0	0	0	0	0	0	0	0	0	0	0	0	0	0	0	2		
Team																			
Totals		20	46	4	13	20	25	12	35	47	17	64	11	19	8	2	2	200	
FG % 1st Half: 13-28 46.4%		2nd half: 7-18 38.9%		Game: 20-46 43.5%		Deadball		Rebounds		21									



Game 16 • Jan. 14, 2015

Georgia..... 70
at Vanderbilt..... 67
Nashville, Tenn. (Memorial Gym)

Georgia 70 • 10-5, 1-2 SEC

##	Player	Total	3-Ptr	Rebounds	PF	TP	A	T	Bk	Stl	Min
		FG-FGA	FG-FGA	FT-FTA	Off Def Tot						
02	Thornton, Marcus	6-13	1-2	3-4	0 4 4	1	16	1	1	1	33
02	Djursic, Nemanja	2-7	1-3	3-4	1 1 2	1	8	0	2	0	32
04	Mann, Charles	2-5	0-0	4-4	0 4 4	3	8	6	4	1	34
12	Gaines, Kenny	6-8	5-7	0-2	0 4 4	2	17	2	3	1	26
30	Frazier, J.J.	2-5	1-1	6-10	1 5 6	3	11	3	0	1	33
38	Echols, Taylor	2-4	2-4	0-0	0 3 3	1	6	0	1	0	14
11	Forté, Cameron	1-1	0-0	0-0	0 1 1	2	2	1	0	0	13
15	Iduwo, Osahen	0-0	0-0	0-0	0 0 0	2	0	0	1	0	4
24	Kessler, Houston	1-2	0-0	0-0	1 1 2	2	0	0	0	0	11
	Team				0 1 1						
	Totals	22-45	10-17	16-24	4 23 27	12	70	13	5	6	200

FG % 1st Half: 11-22 50.0% 2nd half: 11-23 47.8% Game: 22-45 48.9%
3FG % 1st Half: 5-9 55.6% 2nd half: 8-16 50.0% Game: 10-17 58.8%
FT % 1st Half: 4-6 66.7% 2nd half: 12-18 66.7% Game: 16-24 66.7%

Vanderbilt 67 • 11-5, 1-2 SEC

##	Player	Total	3-Ptr	Rebounds	PF	TP	A	T	Bk	Stl	Min
		FG-FGA	FG-FGA	FT-FTA	Off Def Tot						
11	ROBERSON, Jeff	2-2	1-1	0-0	2 1 3	2	5	2	2	0	12
35	SLAKAM, James	2-2	0-0	0-0	2 3 5	4	1	3	0	1	15
30	JONES, Damian	3-10	0-0	4-7	4 3 7	0	10	2	1	2	29
00	MITCHELL, Shelton	1-3	0-1	3-4	0 2 2	5	1	1	0	0	14
13	LACHANCE, Riley	7-13	3-8	4-5	1 3 4	2	21	2	2	0	35
03	KORNET, Luke	3-10	2-7	0-0	0 6 6	3	8	3	0	1	33
04	BALDWIN IV, Wade	3-9	1-5	1-2	2 3 5	4	8	5	1	0	30
05	FISHER-DAVIS, Matthe	2-6	2-5	0-0	0 2 2	1	6	0	1	0	29
40	HENDERSON, Josh	0-1	0-0	0-0	0 0 0	0	0	0	0	0	3
	Team				0 0 0						
	Totals	23-56	9-27	12-18	12 24 36	16	67	16	11	3	200

FG % 1st Half: 8-25 32.0% 2nd half: 15-31 48.4% Game: 23-56 41.1%
3FG % 1st Half: 1-11 9.1% 2nd half: 8-16 50.0% Game: 9-27 33.3%
FT % 1st Half: 5-9 55.6% 2nd half: 7-9 77.8% Game: 12-18 66.7%

Officials: Doug Shows, Antonio Petty, Doug Simons
Technical fouls: Georgia-None, Vanderbilt-None.
Attendance: 9203

Score by periods	1st	2nd	Total
Georgia	31	39	70
Vanderbilt	22	45	67

Last FG - USA 2nd-05:52, VU 2nd-00:02.
Largest lead - USA by 14 2nd-19:14, VU, None.
UGA led for 39:02, VU led for 00:00. Game was tied for 00:53.

Game 17 • Jan. 17, 2015

Vanderbilt..... 54
at Mississippi State..... 57
Starkville, Miss. (Humphrey Coliseum)

Vanderbilt 54 • 11-6, 1-3

##	Player	Total	3-Ptr	Rebounds	PF	TP	A	T	Bk	Stl	Min
		FG-FGA	FG-FGA	FT-FTA	Off Def Tot						
03	KORNET, Luke	2-4	1-2	0-0	0 1 1	3	5	0	1	1	19
11	ROBERSON, Jeff	1-4	0-0	0-0	1 1 2	4	2	0	1	0	12
30	JONES, Damian	9-13	0-0	3-11	2 6 8	3	21	0	0	1	35
04	BALDWIN IV, Wade	0-6	0-5	2-2	1 1 2	2	7	1	0	4	35
13	LACHANCE, Riley	4-13	2-7	2-2	1 4 5	4	12	1	0	0	36
00	MITCHELL, Shelton	1-2	0-0	0-0	1 0 1	1	2	0	2	0	19
05	FISHER-DAVIS, Matthe	2-7	2-6	0-0	0 0 0	2	6	0	1	1	19
35	SLAKAM, James	1-3	0-0	2-2	1 2 3	3	4	0	0	1	21
40	HENDERSON, Josh	0-0	0-0	0-0	0 0 0	0	0	0	0	0	4
	Team				3 3 6						
	Totals	20-52	5-20	9-17	10 18 28	22	54	8	7	2	200

FG % 1st Half: 38.1% 2nd half: 11-29 37.9% Game: 20-52 38.5%
3FG % 1st Half: 3-7 42.9% 2nd half: 2-13 15.4% Game: 5-20 25.0%
FT % 1st Half: 5-10 50.0% 2nd half: 4-7 57.1% Game: 9-17 52.9%

Mississippi State 57 • 8-9, 1-3

##	Player	Total	3-Ptr	Rebounds	PF	TP	A	T	Bk	Stl	Min
		FG-FGA	FG-FGA	FT-FTA	Off Def Tot						
20	Gavin Ware	2-5	0-0	3-5	2 11 13	1	7	0	2	1	29
25	Roquez Johnson	7-7	0-0	4-5	3 2 5	3	8	0	1	0	30
15	I.J. Ready	4-7	1-3	2-2	0 5 5	1	11	2	7	0	30
23	Travis Daniels	3-8	1-2	0-0	1 1 2	2	5	0	0	1	17
28	Craig Sword	9-18	0-3	6-8	1 1 2	1	8	3	2	0	31
01	Fred Thomas	2-5	1-3	5-6	1 2 3	2	10	0	1	1	17
02	Demetrius Houston	0-2	0-0	0-0	1 1 2	3	0	0	1	0	14
33	Trivante Bloodman	1-3	0-1	0-1	0 0 0	1	2	1	2	0	10
33	Oliver Black	3-4	0-0	0-0	4 3 7	2	6	0	1	0	22
	Team				1 1 2						
	Totals	17-44	3-12	20-27	14 27 41	16	57	6	17	3	200

FG % 1st Half: 8-23 34.8% 2nd half: 9-21 42.9% Game: 17-44 38.6%
3FG % 1st Half: 0-5 0.0% 2nd half: 3-7 42.9% Game: 3-12 25.0%
FT % 1st Half: 2-5 40.0% 2nd half: 18-22 81.8% Game: 20-27 75.0%

Officials: Mike Nance, Tim Gattis, Kevin Fehr
Technical fouls: Vanderbilt-None, Mississippi State-None.
Attendance: 6566

Score by periods	1st	2nd	Total
Vanderbilt	26	28	54
Mississippi State	18	39	57

Last FG - VU 2nd-00:13, MS 2nd-01:12.
Largest lead - VU by 12 1st-01:20, MS by 7 2nd-00:36.

NASHVILLE - The Georgia Bulldogs did not want to start Southeastern Conference play losing another game.

Thanks to some timely free throws, the Bulldogs left a gym where they have had little success over the years as winners.

Kenny Gaines scored 17 points, and the Georgia Bulldogs hit nine of their final 10 free throws Wednesday night in holding off Vanderbilt 70-67 for their first SEC win this season.

With the win, the Bulldogs (10-5, 1-2) also snapped a nine-game skid to Vanderbilt overall with their first win at Memorial Gym since the 2005-06 season and only their 14th overall in 68 games in this series.

Marcus Thornton also added 16 points for Georgia, and J.J. Frazier added 11.

Riley LaChance scored 21 points for Vanderbilt (11-5, 1-2), and Damian Jones added 10.

Georgia never trailed after scoring the first seven points. But the Bulldogs went cold after Gaines' 3 with 5:53 left put them up 61-50, and Vanderbilt pulled within 63-61 with 28.4 seconds left on a 3-pointer by LaChance. Charles Mann hit a pair of free throws then Frazier hit five of his six attempts to seal the win.

Gaines finished hitting 5 of 7 from 3-point range as the Bulldogs finished with a season-high 10 3-pointers. They shot better beyond the arc (10 of 17) for 58.8 percent than inside where they shot 48.9 percent (22 of 45).

The Commodores outrebounded Georgia 36-27 to help them stay close and overcome cold shooting early as they hit only three of their first 12 shots. Only LaChance, scoring nine of his points in the first half, kept Georgia from running away early, and the freshman hit all three of his 3s in the final 28.4 seconds to keep it close late.

Luke Kornet finally hit Vanderbilt's 10th 3-point attempt with 42 seconds left, but Georgia took a 31-22 lead into halftime.

Gaines opened the second half hitting a 3, then followed with a dunk giving the Bulldogs their biggest lead yet at 35-22. But they couldn't push the lead past 14 points.

The Commodores stayed close with an occasional 3-pointer, and Wade Baldwin IV hit their fourth of the second half followed by a bucket by Jones to pull within 58-50 with 6:23 left. Gaines simply answered with his fifth 3 of the game.

Georgia didn't hit another shot from the floor, setting up a frantic final minute.

Game 18 • Jan. 20, 2015

Vanderbilt..... 57
at Kentucky..... 65
Lexington, Ky. (Rupp Arena)

Vanderbilt 57 • 11-7, 1-4

##	Player	Total	3-Ptr	Rebounds	PF	TP	A	T	Bk	Stl	Min
		FG-FGA	FG-FGA	FT-FTA	Off Def Tot						
03	Kornet, Luke	0-6	0-5	0-0	0 0 0	4	0	0	1	0	15
11	Roberson, Jeff	1-2	0-0	1-2	1 1 2	2	3	0	2	0	12
30	Jones, Damian	5-11	0-0	1-5	2 5 7	3	11	0	0	3	33
04	Baldwin IV, Wade	2-7	0-2	0-0	3 6 9	3	4	1	0	1	27
13	LaChance, Riley	6-8	3-4	1-1	3 3 6	1	16	1	4	0	36
00	Mitchell, Shelton	1-3	0-0	0-0	0 0 0	2	2	0	2	0	17
05	Fisher-Davis, Matthe	4-9	4-7	1-2	0 2 2	1	13	1	2	0	28
35	Slakam, James	1-3	0-0	2-2	0 1 1	2	4	0	2	0	19
40	Henderson, Josh	2-4	0-0	1-1	0 1 1	1	4	1	0	0	13
	Team				2 3 5						
	Totals	22-53	7-18	6-12	9 21 30	19	57	11	16	3	200

FG % 1st Half: 10-26 38.5% 2nd half: 12-27 44.0% Game: 22-53 41.5%
3FG % 1st Half: 2-7 28.6% 2nd half: 5-11 45.5% Game: 7-18 38.9%
FT % 1st Half: 4-8 50.0% 2nd half: 2-4 50.0% Game: 6-12 50.0%

Kentucky 65 • 18-0, 5-0

##	Player	Total	3-Ptr	Rebounds	PF	TP	A	T	Bk	Stl	Min
		FG-FGA	FG-FGA	FT-FTA	Off Def Tot						
12	Towns, Karl-Anthony	1-4	0-0	2-2	2 2 4	4	4	0	1	7	18
15	Cauley-Stein, Willie	2-5	0-0	2-2	1 9 10	2	6	1	1	1	27
02	Harrison, Aaron	4-7	2-3	4-4	1 1 2	0	14	1	0	2	23
05	Harrison, Andrew	1-3	0-0	3-5	0 1 1	2	5	4	3	0	25
25	Hawkins, Dominique	1-1	1-1	0-0	0 0 0	0	3	0	1	0	7
00	Lee, Marcus	3-4	0-0	1-2	3 3 6	1	7	0	1	2	12
01	Booker, Devin	2-5	0-1	2-4	0 2 2	1	6	4	1	0	25
03	Uiles, Tyler	1-3	1-1	2-3	0 0 0	1	5	1	1	0	23
41	Uiles, Trey	2-5	0-0	1-4	3 3 6	3	5	1	2	0	20
44	Johnson, Dakari	3-9	0-0	4-6	3 1 4	0	1	1	1	1	20
	Team				0 1 1						
	Totals	20-46	4-6	21-32	10 23 33	14	65	13	13	11	200

FG % 1st Half: 11-22 50.0% 2nd half: 9-24 37.5% Game: 20-46 43.5%
3FG % 1st Half: 2-2 100.0% 2nd half: 1-1 50.0% Game: 4-6 66.7%
FT % 1st Half: 9-14 64.3% 2nd half: 12-18 66.7% Game: 21-32 65.6%

Officials: Joe DeRosa, Michael Roberts, Kipp Kissinger
Technical fouls: Vanderbilt-None, Kentucky-None.
Attendance: 24249

Score by periods	1st	2nd	Total
Vanderbilt	26	31	57
Kentucky	33	32	65

LEXINGTON - With Kentucky's slim lead threatened by a Vanderbilt squad that wouldn't go away, Aaron Harrison coolly stepped up to drain the clutch 3-pointer that has become a familiar sight for the top-ranked Wildcats.

Twin brother Andrew Harrison provided a little more cushion with a layup a minute later before Aaron sealed Kentucky's hard-fought 65-57 victory with two free throws that kept the Wildcats perfect on a night that featured plenty of blemishes.

All of those flaws were forgotten thanks to the Harrison's 11 combined points down the stretch, with nine coming from Aaron.

Aaron Harrison, whose clutch 3s earned Kentucky three straight NCAA tournament wins last spring, finished with 14 points, all in the second half. Andrew Harrison added five points as Kentucky (18-0, 5-0 Southeastern Conference) survived its third tight game in five league contests.

Kentucky needed that resolve to put away Vanderbilt (11-7, 1-4).

The Wildcats didn't lead by double digits until early in the second half, and that 45-33 advantage lasted briefly as the Commodores began answering from the perimeter to stay within reach.

Five combined 3-pointers by Riley LaChance (16 points) and Matthew Fisher-Davis (13) helped Vanderbilt pull within 58-54 with 2:36 left. The Commodores never got closer as the Harrisons closed it out for the Wildcats.

Damian Jones had 11 points and seven rebounds for Vanderbilt, which shot 42 percent in losing its fourth straight and third in a row by a close margin. Fisher-Davis missed a 3-pointer with 15 seconds left and Wade Baldwin IV missed another jumper seconds later that Kentucky's Willie Cauley-Stein rebounded to seal the game.

"I thought we did some good things," Vanderbilt coach Kevin Stallings said. "We just didn't do quite enough. There's really no consolation in doing some good things and can't do enough to win. I thought we rebounded for the most part fairly effectively."



Game 19 • Jan. 24, 2015

LSU 79
at Vanderbilt (OT) 75
Nashville, Tenn. (Memorial Gym)

LSU 79 • 15-4, 4-2 SEC

#	PLAYER	Total		3-Ptr		Rebounds					PF	TP	A	T	Bk	Stl	Min
		FG	FTA	FG	FTA	Off	Def	Total									
01	MARTIN, Jarell	6	14	0	1	7	10	7	5	12	3	19	3	8	0	3	42
25	MICKEY, Jordan	12	19	0	0	1	5	5	6	11	3	25	0	4	1	1	43
22	MALONE, Darcy	4	11	0	0	1	0	1	2	2	1	2	1	0	0	1	25
04	HORNBY, Keith	4	10	3	5	0	0	0	4	4	1	11	1	1	1	0	41
05	GRAY, Josh	0	1	0	0	0	0	1	2	3	1	0	3	3	0	0	17
10	PATTERSON, Jalyn	3	8	2	6	2	2	1	3	4	1	10	3	0	0	0	33
20	BRIDGEWATER, Brian	0	1	0	0	0	0	0	1	1	0	0	0	0	0	0	4
55	QUARTERMAN, Tim	4	10	1	3	3	6	1	2	3	12	2	3	0	0	0	35
	Team					2	0	2	2	2							
	Totals	30	64	6	15	13	23	18	24	42	15	79	13	19	2	6	225

FG % 1st Half: 12-33 36.4% 2nd half: 15-25 60.0% OT: 3-6 50.0% Game: 30-64 46.9% Dealt
3FG % 1st Half: 1-7 14.3% 2nd half: 5-8 62.5% OT: 0-0 0.0% Game: 13-23 56.5% Rebounds
FT % 1st Half: 5-8 62.5% 2nd half: 4-9 44.4% OT: 4-6 66.7% Game: 6-15 26.7% 2

Vanderbilt 75 • 11-8, 1-5 SEC

#	Player	Total	3-Ptr	Rebounds	PF	TP	A	T	Bk	Stl	Min
		FG-FGA	FG-FGA	FT-FTA	Off Def Tot						
30	JONES, Damian	6-10	0-0	1-3	3 3 6	4	13	0	3	2	27
40	HENDERSON, Josh	1-3	0-1	0-0	1 1 2	2	2	1	0	1	15
04	BALDWIN IV, Wade	5-7	4-4	4-4	1 3 4	2	18	4	2	1	35
05	FISHER-DAVIS, Matthe	0-5	0-4	0-0	0 1 1	2	0	3	3	1	22
13	LACHANCE, Riley	2-10	0-3	4-4	0 5 5	1	8	6	0	0	39
00	MITCHELL, Shelton	2-9	0-2	0-0	0 0 0	1	4	3	1	0	17
01	KORNET, Luke	9-13	2-6	2-2	3 3 6	1	22	1	2	1	33
11	ROBERSON, Jeff	2-5	1-3	1-2	1 4 5	2	6	0	3	0	23
35	SIKAM, James	0-1	0-0	2-2	1 4 5	2	0	2	1	2	14
	Team	2 0 2									

FG % 1st Half: 14-31 45.2% 2nd half: 11-26 42.3% OT: 2-6 33.3% Game: 27-63 42.9% Dealt
3FG % 1st Half: 5-16 31.3% 2nd half: 2-7 28.6% OT: 0-0 0.0% Game: 7-23 30.4% Rebounds
FT % 1st Half: 2-3 66.7% 2nd half: 10-12 83.3% OT: 2-2 100.0% Game: 7-23 82.4% 3

Officials: Anthony Jordan, Brent Hampton, Marc Ellard

Technical fouls: LSU-None. Vanderbilt-None.

Attendance: 9392

Score by periods	1st	2nd	OT	Total
LSU	30	39	10	79
Vanderbilt	35	34	6	75

Last FG - LSU OT 01:55, VU OT 02:45.

Largest lead - LSU by 14 OT 03:59, VU by 8 2nd 17:25.

LSU led for 09:54, VU led for 29:49. Game was tied for 05:02.

	In	Off	2nd	Fast	
Points	Paint	T/O	Chance	Break	Bench
LSU	36	19	19	4	22
VU	30	20	12	4	34

Score tied - 9 times.

Lead changed - 15 times.

Game 20 • Jan. 27, 2015

Vanderbilt 62
at Georgia 70
Athens, Ga. (Stegeman Coliseum)

Vanderbilt 62 • 11-9 (1-6)

#	Player	f	g	Total	3-Ptr	Rebounds	PF	TP	A	T	Bk	Stl	Min
				FG-FGA	FG-FGA	FT-FTA	Off	Def	Total				
03	KORNET, Luke	f	4	15	2-8	1-2	1	1	2	11	0	0	1
11	ROBERSON, Jeff	f	4	6	2-2	1-2	1	2	3	4	11	4	2
30	JONES, Damian	c	6	10	0-0	4-6	1	4	5	3	16	0	1
04	BALDWIN IV, Wade	g	2	7	0-2	3-4	1	1	2	4	7	4	1
13	LACHANCE, Riley	g	0	5	0-3	0-0	0	0	0	2	0	0	0
00	MITCHELL, Shelton		1	3	1-2	2-2	0	2	2	5	1	1	0
05	FISHER-DAVIS, Matthe		3	8	3-5	0-0	3	2	5	1	9	1	0
35	SIKAM, James		0	0	0-0	0-0	1	2	3	3	0	0	1
40	HENDERSON, Josh		1	4	0-0	1-1	0	0	0	2	3	0	1
Team		5-0-5											
Totals		21	58	8-22	12-17	14	13	27	22	62	12	7	3

FG % 1st Half: 10-27 37.0% 2nd half: 11-31 35.5% Game: 21-58 36.2% Dealt
3FG % 1st Half: 4-9 44.4% 2nd half: 4-13 30.8% Game: 8-22 36.4% Rebounds
FT % 1st Half: 3-5 60.0% 2nd half: 9-12 75.0% Game: 12-17 70.6% 3.1

Georgia 70 • 14-5 (2-2)

Georgia 70 • 14-5 (5-2)

#	Player	FG	3-PT	Rebounds	PF	TP	A	T	Bk	Stl	Min					
		FGA	FGA	FT-FTA	Off Def Tot											
02	Thornton, Marcus	f	4-7	1-1	5-5	0	6	6	4	14	0	1	2	1	28	
42	Djurisic, Nemanja	f	4-9	3-4	4-4	5	4	9	2	15	1	3	1	0	35	
04	Mann, Charles	g	14	1-4	0-1	4-6	1	3	4	3	6	3	5	0	0	33
12	Gaines, Kenny	g	4-7	3-5	2-2	0	0	1	1	13	3	2	3	2	32	
30	Frazier, J.J.	g	2-7	1-4	7-7	2	5	7	2	12	2	2	0	2	32	
01	Maten, Yante	g	1-5	0-0	1-1	2	1	3	0	3	0	0	0	0	13	
10	Echols, Taylor	g	1-2	1-2	0-0	0	1	1	1	3	0	0	0	0	15	
01	Forte, Cameron	g	2-2	0-0	0-0	1	1	2	1	4	2	2	1	0	9	
24	Kessler, Houston	g	0-0	0-0	0-0	0	0	0	0	3	0	0	0	0	3	
Team		1-3-4														
Totals		19-43														

FG % 1st Half: 11-27 40.7% 2nd half: 8-16 50.0% Game: 19-43 44.2% Dealt
3FG % 1st Half: 7-12 58.3% 2nd half: 2-5 40.0% Game: 9-17 52.9% Rebounds
FT % 1st Half: 2-2 100.0 2nd half: 21-23 91.3% Game: 23-25 92.0% 0

Officials: Lee Cassell, James Breeding, Gerry Pollard

Technical fouls: Vanderbilt-None. Georgia-None.

Attendance: 7091

Flagrant 1 foul on Vanderbilt No. 40 at 8:02 first half.

Score by periods	1st	2nd	Total
Vanderbilt	27	35	62
Georgia	31	39	70

Last FG - VU 2nd 00:15, USA 2nd 02:15.

Largest lead - VU by 14 02:15, USA by 14 2nd 07:27.

Points	In Point	Off T/O	2nd Chance	Fast Break	Bench
VU	22	13	15	3	17
USA	18	7	9	5	10

Score tied - 4 times.

Lead changed - 12 times.

Game 21 • Jan. 31, 2015

Vanderbilt 58
at Texas A&M 69
College Station, Texas (Reed Arena)

Vanderbilt 58 • 11-10, 1-7 SEC

#	Player	Total	3-Ptr	Rebounds				PF	TP	A	T	Bk	Stl	Min
		FG-FGA	FG-FGA	FT-FTA	Off	Def	Tot							
03	KORNET, Luke	* 4-8	2-5	0-0	1	0	1	2	10	1	2	0	1	27
04	BALDWIN IV, Wade	* 5-9	0-0	2-2	2	2	4	2	12	5	3	0	1	27
11	ROBERSON, Jeff	* 4-5	1-0	2-2	2	5	7	4	5	4	1	1	1	25
13	LACHANCE, Riley	* 5-7	1-3	0-0	0	2	2	11	5	1	0	1	3	35
30	JONES, Damian	* 2-11	0-0	3-7	1	2	3	3	7	0	5	4	2	29
00	MITCHELL, Shelton	0-0	0-0	0-0	0	0	0	1	0	1	2	0	0	17
05	FISHER-DAVIS, Matthe	1-5	1-4	0-0	0	0	0	1	3	3	2	0	0	16
10	WATKINS, Nathan	0-0	0-0	0-0	0	0	0	0	0	0	0	0	0	0
14	JOSEPHS, Carter	0-0	0-0	0-0	0	0	0	0	0	0	0	0	0	0
35	SIKAM, James	3-5	0-0	5-8	0	3	3	11	1	0	1	0	1	24
Team		2-3-5												
Totals		21-50	6-16	10-17	6	17	23	19	58	17	16	6	10	200

FG % 1st Half: 9-25 36.0% 2nd half: 12-25 48.0% Game: 21-50 42.0% Dealt
3FG % 1st Half: 2-6 33.3% 2nd half: 4-10 40.0% Game: 6-16 37.5% Rebounds
FT % 1st Half: 3-7 42.9% 2nd half: 7-10 70.0% Game: 10-17 58.8% 4.1

Texas A&M 69 • 15-5, 6-2 SEC

TXAS A&M 69 • 15-5, 6-2 SEC															
		Tot-Rec		3-Ptr		Reb		Off		PF		T			
#	Player	FG	FGA	FG	FGA	FT	FTA	Off	Def	Total	A	T	Bk	Stl	
00	Jordan Green	* 5-11	0-0	2-4	0-0	2-4	0-0	0	10	1	1	0	0	30	
12	Jalen Jones	* 5-11	0-0	5-8	0-4	4	3	15	3	3	0	3	31		
14	Kourtney Roberson	* 1-3	0-0	0-0	1	10	11	3	2	1	0	3	1	26	
21	Alex Caruso	* 5-8	2-3	2-2	1	7	8	3	14	10	4	0	4	34	
22	Peyton Allen	* 1-3	1-3	0-0	0	0	3	0	3	0	0	0	0	9	
03	Alex Robinson	* 1-4	0-0	0-0	0	1	1	0	2	2	2	0	0	15	
04	Tavarius Miller	0-0	0-0	0-0	0	0	0	4	0	0	0	0	0	8	
10	Tonny Trocha-Morelos	1-3	0-0	2-4	1	3	4	1	4	0	0	0	0	13	
03	Alex Robinson	2-2	2-2	0-0	0	0	0	0	6	0	1	0	0	5	
15	Darvonte Fitzgerald	5-8	2-4	1-3	1	1	2	3	0	2	3	0	2	29	
35	Kyle Dobbins	0-0	0-0	0-0	0	0	0	0	0	0	0	1	0	0	
Team		1-0-1													
Totals		25-47		7-12		12-21		1		26		32		16	

FG % 1st Half: 15-26 57.7% 2nd half: 10-21 47.6% Game: 25-47 53.2% Dealt
3FG % 1st Half: 4-7 57.1% 2nd half: 3-5 60.0% Game: 7-12 58.3% Rebounds
FT % 1st Half: 5-8 62.5% 2nd half: 7-13 53.8% Game: 12-



Game 22 • Feb. 3, 2015

Florida 61
at Vanderbilt 67
Nashville, Tenn. (Memorial Gym)

Florida 61 • 12-10, 5-4 SEC

#	Player	Total		3-Ptr		Rebounds		PF	TP	A	T	Bk	Stl	Min
		FG	FGA	FG	FGA	FT	FTA							
10	Finney-Smith, Dorian	r	2-6	0-1	0-0	2	2	4	5	4	0	0	1	27
21	Hofford, Jon	c	0-1	0-0	4-4	3	1	4	2	4	0	0	0	20
00	Hill, Kasey	g	2-7	0-1	1-2	1	1	2	2	1	1	1	0	20
01	Carter, Eli	g	5-17	2-9	0-0	0	3	3	2	12	1	0	0	29
20	Frazier, Michael	g	6-10	4-6	5-5	1	4	5	3	21	1	4	0	34
03	Robinson, Devin	g	1-6	0-0	0-2	0	1	1	2	0	0	0	0	13
05	Murphy, Alex	g	3-5	0-1	0-0	1	2	3	5	6	0	1	1	14
11	Chiozza, Chris	g	0-1	0-1	2-2	0	1	1	1	2	4	2	0	19
23	Walker, Chris	g	0-0	0-0	0-0	0	1	1	3	0	0	0	0	9
30	Kurtz, Jacob	g	2-4	0-0	1-1	0	1	1	1	5	0	0	0	15
Team						1	0	1						
Totals			21-57	6-19	13-16	9	17	26	61	7	8	2	10	200

FG % 1st Half: 9-20 32.1% 2nd half: 12-29 41.4% Game: 21-57 36.8%
3FG % 1st Half: 1-8 12.5% 2nd half: 5-11 45.5% Game: 6-19 31.6%
FT % 1st Half: 4-4 100.0 2nd half: 9-12 75.0% Game: 13-16 81.3%

Vanderbilt 67 • 12-10, 2-7 SEC

#	Player	Total		3-Ptr		Rebounds		PF	TP	A	T	Bk	Stl	Min
		FG	FGA	FG	FGA	FT	FTA							
11	ROBERSON, Jeff	r	3-4	0-0	2-6	3	1	4	3	8	3	1	0	32
35	SIAKAM, James	r	1-1	0-0	10-11	5	6	11	2	12	2	1	5	36
30	JONES, Damian	c	4-8	0-0	5-10	2	5	7	1	13	1	1	4	35
04	BALDWIN IV, Wade	g	2-10	1-4	6-7	0	5	5	2	11	5	6	0	35
13	LACHANCE, Riley	g	4-10	4-7	3-4	1	5	6	4	15	0	5	0	28
00	MITCHELL, Shelton	g	1-3	0-2	0-0	0	2	2	1	2	0	4	0	12
03	KORNET, Luke	g	0-0	0-0	2-2	0	1	2	2	1	0	0	0	9
05	FISHER-DAVIS, Matthe	g	1-4	1-3	1-2	0	0	0	1	4	0	0	0	13
Team						2	4	6						
Totals			16-40	6-16	29-42	13	29	42	16	67	12	18	9	200

FG % 1st Half: 9-22 40.9% 2nd half: 7-18 38.9% Game: 16-40 40.0%
3FG % 1st Half: 2-7 28.6% 2nd half: 4-9 44.4% Game: 6-16 37.5%
FT % 1st Half: 11-18 61.1% 2nd half: 18-24 75.0% Game: 29-42 69.0%

Officials: Antinio Petty, Anthony Jordan, Will C Washington
Technical fouls: Florida-None, Vanderbilt-None
Attendance: 9815

Score by periods	1st	2nd	Total
Florida	23	38	61
Vanderbilt	31	36	67

Last FG - UF 2nd-02:45, VU 2nd-01:36.
Largest lead - UF None, VU by 15 1st-12:22.
UF led for 00:00. VU led for 37:42. Game was tied for 01:36.

Points in Off 2nd Fast Bench
UF 24 14 10 10 15
VU 18 9 14 6 8

Score tied - 0 times.
Lead changed - 0 times.

Game 23 • Feb. 7, 2015

South Carolina 50
at Vanderbilt 65
Nashville, Tenn. (Memorial Gym)

South Carolina 50 • 11-11, 2-8 SEC

#	Player	Total		3-Ptr		Rebounds		PF	TP	A	T	Bk	Stl	Min
		FG	FGA	FG	FGA	FT	FTA							
44	CHATKEVICIUS, L.	f	1-7	0-2	0-0	0	3	3	1	2	0	1	1	20
24	CARRERA, Michael	f	1-2	0-1	3-3	1	1	2	2	5	0	1	0	10
00	THORNWELL, Sindarius	g	3-7	1-5	5-6	0	0	0	4	12	2	2	0	31
04	JOHNSON, Tyrone	g	2-8	0-3	2-2	0	2	2	1	6	3	3	0	32
20	NOTICE, Duane	g	4-6	2-3	0	0	1	1	4	10	1	0	0	23
01	STROMAN, Marcus	g	1-3	0-1	1-2	0	4	4	3	3	5	1	0	22
21	HENRY, Demetrius	g	1-2	0-0	0-0	0	1	1	3	2	0	1	0	21
25	KACINAS, Mindaugas	g	4-6	0-1	1	3	4	1	4	0	1	0	0	26
35	STEELE, Brian	g	2-4	2-3	0-0	1	0	1	4	6	0	1	0	15
Team						1	2							
Totals			17-43	5-19	11-13	4	16	20	23	50	10	12	1	4

FG % 1st Half: 10-21 47.6% 2nd half: 7-22 31.8% Game: 17-43 39.5%
3FG % 1st Half: 3-10 30.0% 2nd half: 2-9 22.2% Game: 5-19 26.3%
FT % 1st Half: 3-4 75.0% 2nd half: 8-9 88.9% Game: 11-13 84.6%

Vanderbilt 65 • 13-10, 3-7 SEC

#	Player	Total		3-Ptr		Rebounds		PF	TP	A	T	Bk	Stl	Min
		FG	FGA	FG	FGA	FT	FTA							
11	ROBERSON, Jeff	f	0-2	0-0	3-6	2	5	7	3	3	1	0	0	33
35	SIAKAM, James	f	5-7	0-0	6-7	5	5	10	1	16	0	2	2	30
30	JONES, Damian	c	4-5	0-0	1-1	1	1	2	3	9	1	2	1	24
04	BALDWIN IV, Wade	g	3-4	1-2	5-7	0	3	3	3	12	2	1	0	25
13	LACHANCE, Riley	g	6-16	3-9	4-4	0	3	3	0	19	2	3	0	39
03	KORNET, Luke	g	1-5	1-4	2-2	1	2	3	1	5	4	2	0	25
05	FISHER-DAVIS, Matthe	g	0-3	0-2	1-2	1	2	3	1	1	0	0	0	11
10	WATKINS, Nathan	g	0-0	0-0	0-0	0	0	0	0	0	0	0	0	0
12	MCGLOIN, Philip	g	0-0	0-0	0-0	0	1	1	0	0	0	0	0	0
14	JOSEPH, Carter	g	0-0	0-0	0-0	0	1	2	0	4	0	0	0	13
34	MOATS, Shelby	g	0-0	0-0	0-0	0	0	0	0	0	0	0	0	0
40	HENDERSON, Josh	g	0-0	0-0	0-0	0	0	0	0	0	0	0	0	0
Team						0	0							
Totals			19-42	5-17	22-29	10	23	33	14	65	15	10	3	8

FG % 1st Half: 8-21 38.1% 2nd half: 11-21 52.4% Game: 19-42 45.2%
3FG % 1st Half: 1-7 14.3% 2nd half: 4-10 40.0% Game: 5-17 29.4%
FT % 1st Half: 5-8 62.5% 2nd half: 17-21 81.0% Game: 22-29 75.9%

Officials: John Hampton, Tony Henderson, Tim Gattis
Technical fouls: South Carolina-None, Vanderbilt-None.
Attendance: 9259

Score by periods	1st	2nd	Total
South Carolina	16	24	50
Vanderbilt	22	43	65

Last FG - SC 2nd-06:42, VU 2nd-03:38.
Largest lead - SC by 12 2nd-14:51, VU by 15 2nd-00:19.

Points in Off 2nd Fast Bench
SC 26 11 7 3 6
VU 28 11 7 3 6

Score tied - 2 times.
Lead changed - 4 times.

NASHVILLE - The Vanderbilt Commodores flipped the calendar and have forgotten all about January, right along with their seven-game skid.

James Siakam scored 12 points, grabbed 11 rebounds and blocked five shots as Vanderbilt snapped that Southeastern Conference skid by beating Florida 67-61.

"Undeclared for February," Vanderbilt freshman guard Wade Baldwin IV said. "I don't even know what happened in January."

The Commodores (12-10, 2-7) got their first win since Jan. 6, opening the game by scoring the first 15 points and they never trailed. They held off Florida down the stretch, outrebounding them 42-26 and outshooting the Gators at the free throw line where they hit 18 of 24 in the second half alone. Vanderbilt coach Kevin Stallings said he was happy for his Commodores who had kept working and come so close losing five of those seven games by single digits with five losses on the road.

"I'm happy they get to experience this again, and obviously it's been too long coming as far as we're concerned," Stallings said. "To their credit, their attitude's been great, their efforts have been really, really good almost all the time."

Riley LaChance scored 15 points for Vanderbilt, and Damian Jones added 13. Baldwin finished with 11.

The Gators (12-10, 5-4) now have lost four of their last six in a season much different from a year ago when they went to the Final Four and were perfect in league play.

"Sometimes it takes going through a season like this to understand how far we have to go as a team and how far they have to go as individuals," Florida coach Billy Donovan said.

Michael Frazier II scored a game-high 21 points for Florida, and Eli Carter added 12.

Vanderbilt led 31-23 at halftime. Frazier, scoring 14 of his points in the second half, kept the Gators close, and they got within three a couple times, the last when Carter followed his 3-pointer with a jumper to get within 54-51 with 6:52 left. LaChance hit his fourth 3-pointer, and Baldwin added three free throws to push the lead back out.

"We just didn't have it tonight, and I don't know why," Donovan said. "If I could know the answer to that, it'd be a lot easier."

NASHVILLE - James Siakam energized a Vanderbilt comeback over South Carolina - the senior forward from Cameroon scored 16 points and grabbed 10 rebounds, leading the Commodores to a 65-50 win as the Commodores rallied from a 12-point second-half deficit at Memorial Gym.

The Commodores (13-10, 3-7 SEC) trailed 41-29 with 13:46 left before rallying.

An 18-0 run triggered the comeback for Vanderbilt, which has won two straight since ending a seven-game losing streak in Tuesday's win over Florida.

Siakam made a crucial three-point play with a dunk and a foul shot midway through the 18-0 run.

Riley LaChance started off slowly, but ended up leading the Commodores with 19 points.

The freshman guard made back-to-back 3-pointers to give Vanderbilt a 45-43 lead with 8:25 left.

South Carolina (11-11, 2-8) has lost six of its last seven games.

Wade Baldwin IV added 12 points for the Commodores.

Sindarius Thornwell led the Gamecocks with 12 points and Duane Notice added 10.

South Carolina has lost 20 of its last 21 SEC road games, including a 0-5 record this season.

Matthew Fisher-Davis' free throw gave Vanderbilt an 11-4 lead with 12:26 left in the first half as South Carolina missed five of its first six shots from the floor.

The Gamecocks answered with a 12-2 run to take a 16-13 lead on Marcus Stroman's free throw with 5:33 left in the first half.

Brian Steele's 3-pointer with two seconds left gave South Carolina a 26-22 halftime lead.

South Carolina scored the first seven points of the second half, expanding its lead to 33-22 on Duane Notice's layup.

Injuries have reduced the Gamecocks' roster to 10 healthy players, but their bench still managed to outscore the Commodores 15-6.

Vanderbilt point guard Shelton Mitchell, who suffered a concussion in Thursday's practice, didn't dress for the game. Mitchell (4.6 ppg, 3 apg) has started 11 games.

South Carolina's last win in Nashville was in March, 2010.



THE LAST TIME...

VANDERBILT INDIVIDUALS

Scoring:

Scored 25 points – Riley LaChance (26), vs. Western Carolina, 12/16/14

Scored 30 points – Jeffery Taylor (30), at Davidson, 12/7/2011

Scored 35 points – Billy McCaffrey (35), vs. Georgia, 2/24/1993

Scored 40 points – Shan Foster (42) vs. Mississippi State, 3/5/2008

Two Players Had 20 Points –

Riley LaChance (26), James Siakam (20) vs. Western Carolina, 12/16/14

Three Players Had 20 Points – Derrick Byars (28), Shan Foster (21) and Ross Neltner (20) vs. Toledo, 12/2/2006

Scored 20 Points in Two Straight Games – Riley LaChance vs. Purdue (26) 12/13/16, vs. Western Carolina (26) 12/16/14

Scored 20 Points in Three Straight Games – John Jenkins at Ole Miss (26), 2/16/2012, at Georgia (28), 2/19/2012, vs. S. Carolina (21), 2/22/2012

Scored 20 Points in Four Straight Games – John Jenkins vs. Monmouth (25), 11/25/11, vs. Xavier (20), 11/28/11, at Louisville (27), 12/2/2011, at Davidson (22), 12/7/2011

Scored 20 Points in Five Straight Games – Shan Foster vs. Georgia (29), 2/23/2008; vs. Tennessee (32), 2/26/2008; at Arkansas (22), 3/1/2008; vs. Mississippi State (42), 3/5/2008; at Alabama (21), 3/8/2008

Scored 20 Points in Six Straight Games – Shan Foster vs. Georgia (29), 2/23/2008; vs. Tennessee (32), 2/26/2008; at Arkansas (22), 3/1/2008; vs. Mississippi State (42), 3/5/2008; at Alabama (21), 3/8/2008; vs. Auburn (26), 3/13/2008

Five Players Scored in Double Figures – Damin Jones (19), Shelton Mitchell (15), Riley LaChance (14), Luke Kornet (10), and Matthew Fisher-Davis (12) vs. Yale 1/3/15

Six Players Scored in Double Figures – Jeffery Taylor (16), George Drake (14), Jermaine Beal (12), Festus Ezeli (11), Brad Tinsley (11), and A.J. Ogilvy (10) vs. Central Arkansas, 11/26/2008

Four Players with 15 or more points – Jeffery Taylor (20), John Jenkins (17), Brad Tinsley (16), Lance Goulbourne (16), Festus Ezeli (15) at LSU, 2/26/2011

Double-Doubles:

Double-Double – James Siakam (16 points, 10 rebounds) vs. S. Carolina, 2/7/2015

20-10 game – Damian Jones (24 points, 12 rebounds), vs. Trevecca, 11/16/2014

30-10 game – A.J. Ogilvy (33 points, 10 rebounds) vs. Oregon, 11/11/2011

Back-to-back 20-10 games – Matt Freije vs. South Carolina (26 points, 11 rebounds)

1/28/04; vs. Kentucky (20 points, 11 rebounds) 1/31/04

Double-Double in Points and Rebounds – James Siakam (16 points, 10 rebounds) vs. S. Carolina, 2/7/2015

Double-Double in Points and Assists – Kyle Fuller (12 points, 10 assists) vs. Tennessee, 2/5/2014

Double-Double in Points and Blocks – Never

Double-Double in Points and Steals – Never

Double-Double in Two Consecutive games – James Siakam vs. Florida (12 points, 11 rebounds) 2/3/2015, vs. S. Carolina (16 points, 10 rebounds) 2/7/2015

Double-Double in three consecutive games – Dan Langhi vs. Notre Dame (33 points, 10 rebounds) 11/21/1998; vs. Morehead State (18 points, 10 rebounds) 11/24/1998; vs. Ohio State (14 points, 17 rebounds) 11/28/1998

Two players record double-double – Damian Jones (24 points, 12 rebounds), Luke Kornet (10 points, 10 rebounds) vs. Trevecca, 11/16/2014

Triple-Doubles:

Triple-Double – Brad Tinsley (11 points, 10 rebounds, 10 assists) vs. Presbyterian, 11/12/2010

Field Goals:

Made 10 FG in a game – Luke Kornet (10) vs. Tenn. State, 11/23/2014

Made 11 FG in a game – Kedren Johnson (11) vs. Davidson, 11/22/2012

Made 12 FG in a game – Jeffery Taylor (12) vs. Longwood, 12/19/2011

Made 16 FG in a game – Shan Foster (16) vs. Mississippi State, 3/5/2008

Attempted 15 FG in a game – Riley LaChance (16) vs. S. Carolina, 2/7/15

Attempted 16 FG in a game – Riley LaChance (16) vs. S. Carolina, 2/7/15

Attempted 17 FG in a game – Rod Odom (18) vs. LSU, 3/6/14

Attempted 18 FG in a game – Rod Odom (18) vs. LSU, 3/6/14

Attempted 19 FG in a game – Rod Odom (19) vs. Missouri, 1/16/14

Attempted 20 FG in a game – Kyle Fuller (21), at S. Carolina, 2/13/2014

Three-Pointers:

Made 5 3-pointers in a game – Riley LaChance (5), vs. Western Carolina, 12/16/14

Made 6 3-pointers in a game – Rod Odom (6) vs. Missouri, 1/16/14

Made 7 3-pointers in a game – John Jenkins (7) vs. Lafayette, 12/21/2011

Made 8 3-pointers in a game – Shan Foster (8) vs. UMass, 1/5/2008

Made 9 3-pointers in a game – Shan Foster (9) vs. Mississippi State, 3/5/2008

Attempted 10 3-pointers in a game – Rod Odom (13) vs. LSU, 3/6/14

Attempted 15 3-pointers in a game – John Jenkins (16) vs. Oregon, 11/11/2011

Free Throws:

Made 10 FT in a game – James Siakam (10), vs. Florida, 2/3/15

Made 12 FT in a game – James Siakam (12) vs. Western Carolina, 12/16/14

Made 13 FT in a game – A.J. Ogilvy (13) vs. DePaul, 12/5/2009

Made 18 FT in a game – Matt Freije (18) vs. Indiana, 11/24/2003

Attempted 12 FT in a game – James Siakam (13) vs. Western Carolina, 12/16/14

Attempted 14 FT in a game – James Siakam (14) vs. Texas A&M, 2/15/2014

Attempted 15 FT in a game – Eric McClellan (15) at Texas, 12/2/2013

Rebounds:

10 Rebounds in a game – James Siakam (10) vs. S. Carolina, 2/7/2015

15 Rebounds in a game – Lance Goulbourne (16) at Marquette, 12/29/2011

10+ Rebounds in Three Consecutive Games – Lance Goulbourne (16) vs. Ole Miss, 1/19/2011; (10) vs. St. Mary's, 1/22/2011; (12) at Miss. State, 1/27/2011

Assists:

8 Assists – Shelton Mitchell (8) vs. Yale 1/3/15

9 Assists – Wade Baldwin IV (9) vs. Rutgers, 11/28/14

10 Assists – Wade Baldwin IV (10) vs. Tennessee State, 11/23/14

11 Assists – Mario Moore (13) vs. Arkansas, 2/19/2005

12 Assists – Mario Moore (13) vs. Arkansas, 2/19/2005

13 Assists – Mario Moore (13) vs. Arkansas, 2/19/2005

14 Assists – Billy McCaffrey (14) vs. Kentucky, 1/13/1993

5+ Assists in Four Consecutive Games – Shelton Mitchell (6) vs. Purdue 12/13/14; (5) vs. Western Carolina 12/16/14; (6) vs. Georgia Tech 12/20/14; (7) vs. Penn 12/22/14

8+ Assists in Two Consecutive Games – Atiba Prater (9) at Georgia, 2/2/2000; (9) vs. Boston College, 2/6/2000

Blocks:

4 Blocked Shots – Damian Jones (4) vs. Florida, 2/3/15

5 Blocked Shots – James Siakam (5) vs. Florida, 2/3/15

6 Blocked Shots – Damian Jones (6) vs. Northeastern, 1/4/14

7 Blocked Shots – Damian Jones (7) at S. Carolina, 2/13/14

Steals:

4 Steals – James Siakam (4) vs. Saint Louis, 12/30/13

5 Steals – Riley LaChance (5) vs. Penn, (12/22/2014)

6 Steals – Dan Cage (6) vs. Furman, 11/28/2006

7 Steals – James Strong (8) vs. Morehead State, 11/24/1998

8 Steals – James Strong (8) vs. Morehead State, 11/24/1998

Minutes:

Played every minute – Rod Odom vs. Florida, 2/25/14

Played over 40 minutes – Shelton Mitchell (46), Riley LaChance (42) vs. Yale (1/3/15)

All 5 starters played 40 minutes – Steve Tchiengang (40), Brad Tinsley (40), Lance Goulbourne (41), Jeffery Taylor (41), and John Jenkins (41), at Louisville, 12/2/2011

Fouls:

Technical Foul – TEAM, vs. LSU, 3/6/14

Fouled Out – Jeff Roberson, at Texas A&M, 1/31/2015

Two Players Fouled Out – James Siakam, Eric McClellan, Damian Jones at Butler, 11/19/2013

Three Players Fouled Out – James Siakam, Eric McClellan, Damian Jones at Butler, 11/19/2013

TEAM

Started the game with Opponent Technical Foul – Furman bench, 12/22/2008

Scored 95 or more points – 99 vs. Western Carolina 12/16/14 (W, 99-79)

Scored 100 or more points – 102 at Ole Miss, 2/16/2012 (W, 102-76)

Scored 100 or more points (SEC game) – 102 at Ole Miss, 2/16/2012 (W, 102-76)

Scored 110 or more points – 113 vs. Alabama A&M 12/30/1998 (W, 113-71)

Scored 110 or more points (SEC game) – 111 vs. Alabama 2/21/1972 (W, 111-91)

Scored 120 or more points – 130 vs. Ole Miss 12/22/1970 (W, 130-112)

Scored 120 or more points (SEC game) – 130 vs. Ole Miss 12/22/1970 (W, 130-112)

Scored 130 or more points – 130 vs. Ole Miss 12/22/1970 (W, 130-112)

Scored Less than 50 points – 38 at Tennessee (L, 76-38), 3/1/2014

Scored Less than 40 points – 38 at Tennessee (L, 76-38), 3/1/2014

Scored 20 or less points in half – 18 (1st half), 20 (2nd half) at Tennessee, 3/1/14, (L, 76-38)

Scored 90+ points in three consecutive games - 95 vs. Bradley, 11/24/2007 (W, 95-86); 91 vs. South Alabama, 11/29/2007 (W, 91-88); vs. Georgia Tech, 12/1/2007 (W, 92-79)

Allowed 90 or more points – 94, Florida, 1/25/2009 (L, 69-94)

Allowed 100 or more points – 106, Kentucky, 3/5/2003 (L, 44-106)

Allowed Less than 50 points – 49, Miss. State, 2/1/14 (W, 55-49)

Allowed 40 or Less points – 31, at Mississippi State, 2/23/2013 (W, 72-31)

Shot 60% or better – .609 vs. Tenn. St., 11/23/14 (W, 78-46)

Shot 60% or better from three – .643 vs. Purdue, 12/13/14 (W, 81-71)

Shot over 67% FG – .679 vs. TSU, 12/19/2009 (W, 84-71)

Shot 50% or better – .520, at Arkansas, 1/10/15 (L, 82-70)



THE LAST TIME...

Shot lower than 30% - .224 at Florida 3/1/2014 (L, 76-38)
Allowed 60% shooting - .612 at Florida, 2/21/2009 (L, 68-82)
Scored 100 points in two consecutive games - 111 vs. North Alabama 12/20/1980 (W, 111-79) and 111 vs. Memphis 12/23/1980 (W, 111-96)
Scored 100 points in three consecutive games - Never
Scored 100 points in Consecutive SEC games - 104 vs. LSU 2/19/1972 (W, 104-83) and 111 vs. Alabama 2/21/1972 (W, 111-91)
Won game by 70 points or more - 71 vs. Union (Tenn.) (W, 95-24), 1911-12
Won game by 60 points or more - 71 vs. Union (Tenn.) (W, 95-24), 1911-12
Won game by 50 points or more - 51 vs. Army (W, 92-41) 11/14/1998
Lost by 25 or More Points - at Tennessee, 3/1/2014 (L, 76-38)
Game decided by one point - vs. Georgia, 2/27/2013 (W, 63-62)
Two consecutive games decided by one point - at South Carolina (L, 70-71) 1/7/1998 and Tennessee (W, 80-79) 1/10/1998
Three consecutive games decided by one point - Never
Shot 90% or Better from Free Throw Line - 94.4% vs. Georgia (17-18) 2/27/2013
Shot less than 50% from Free Throw Line - 46.9% vs. Morgan State (15-32) 11/23/13
Shot less than 20% from 3PT - .150 (3-20) vs. Ole Miss 1/22/14 (L, 63-52)
Attempted 30 FT - 34 (26-34) vs. Yale 1/3/15
Attempted 35 FT - 37 (22-37) vs. Lipscomb, 11/15/2013
Attempted 40 FT - 42 (29-42) vs. Florida, 2/3/2015
Attempted five or less FT - 3 vs. Chamaine, 11/24/2009
Made 20 FT - 22, (22-29) vs. S. Carolina 2/7/2015
Made 30 FT - 38, vs. Western Carolina, 12/16/14
Made 15 3FG - 17 vs. Ole Miss, 1/15/2013
Won an Overtime Game - vs. Yale 1/3/15 (W, 79-74)
Lost an Overtime Game - vs. LSU, 1/24/2015 (L, 79-75)
Played Two Overtimes - vs. Yale 1/3/15 (W, 79-74)
Played Three Overtimes - at Ole Miss 2/17/1982 (L, 51-48)
Played Four Overtimes - at Ole Miss 2/17/1982 (L, 51-48)
Played consecutive games that went to overtime - vs. Xavier 11/28/2011 (L, 82-70) and at Louisville, 12/2/2011 (L, 62-60)
Had 20 Turnovers - 26 at Arkansas, 1/12/2013
Had fewer than 10 Turnovers in two straight games - at Florida (9) 3/6/2013, vs. South Carolina (9) 3/9/2013

OPPONENT - INDIVIDUALS

Scoring:
Scored 25 points - Jordan Mickey (25) vs. LSU, 1/24/15
Scored 30 points - Bobby Portis (32) at Arkansas, 1/10/15

Scored 35 points - Rotnei Clarke (36), Butler, 1/29/2011
Scored 40 points - Morris Almond (44), Rice, 1/3/2007
Two Players Had 20 Points - Bobby Portis (32), Michawli Qualls (20) at Arkansas 1/10/15
Five Players Scored in Double Figures Rickey Scott (18), Julius Nobles (17), BJ Young (12), Mardracus Wade (10), Rashad Madden (10) at Arkansas, 1/31/2012
Six Players Scored in Double Figures - Bam Doyne (22), Dwayne Curtis (12), Todd Abernethy (11), Clarence Sanders (11), Polynice (10) and Williams (10), vs. Ole Miss, 1/27/2007
Four Players with 15 or more points - Erik Daniels (20), Marquis Estill (17), Kelenna Azubuike (16) and Gerald Fitch (15) vs. Kentucky, 3/5/2003

Double-Doubles:

Double-Double - Jordan Mickey (25 points, 11 rebounds), Jarell Martin (19 points, 12 rebounds), vs. LSU, 1/24/2015
Triple-Double - Sam Muldrow (16 points, 14 rebounds and 10 blocks) at South Carolina, 1/8/2010
20-10 game - Jordan Mickey, vs. LSU (25 points, 11 rebounds), 1/24/2015
30-10 game - Morris Almond (44 points, 12 rebounds) at Rice, 1/3/2007

Double-Double in Points and Rebounds

- Jordan Mickey (25 points, 11 rebounds), Jarell Martin (19 points, 12 rebounds), vs. LSU, 1/24/2015
Double-Double in Points and Assists - Nick Calathes (15 points, 10 assists) at Florida, 1/27/2008
Two players record double-doubles - Jordan Mickey (25 points, 11 rebounds), Jarell Martin (19 points, 12 rebounds), vs. LSU, 1/24/2015

Field Goals:

Made 10 FG in a game - Jordan Mickey, vs. LSU (12), 1/24/15
Made 11 FG in a game - Jordan Mickey, vs. LSU (12), 1/24/15
Made 12 FG in a game - Jordan Mickey, vs. LSU (12), 1/24/15
Made 13 FG in a game - Bobby Portis, at Arkansas (13), 1/10/15
Attempted 15 FG in a game - Eli Carter, vs. Florida (17), 2/3/15
Attempted 16 FG in a game - Eli Carter, vs. Florida (17), 2/3/15
Attempted 17 FG in a game - Eli Carter, vs. Florida (17), 2/3/15
Attempted 18 FG in a game - Bobby Portis, at Arkansas (18), 1/10/15
Attempted 19 FG in a game - Marshall Henderson (19) at Ole Miss, 3/8/2014
Attempted 20 FG in a game - Kadeem Jack (23) vs Rutgers, 11/28/14
Attempted 25 FG in a game - Courtney Fortson (27) vs. Arkansas, 3/8/2009

Three-Pointers:

Made 5 3-pointers in a game - Kenny Gaines (5) vs. Georgia, 1/14/2015
Made 6 3-pointers in a game -

Rhett Harrelson vs. Western Carolina, 12/16/2014
Made 7 3-pointers in a game - Chandler Parsons (7) vs. Florida, 1/25/2009
Made 8 3-pointers in a game - Brian Sullivan (8) vs. Miami (OH), 1/2/2012
Attempted 10 3-pointers in a game - Jack Montague, vs. Yale (10), 1/3/15

Free Throws:

Made 8 FT in a game - Michael Qualls (8) at Arkansas, 1/10/15
Made 9 FT in a game - D'Shon Tayler (9) vs. Norfolk St, 11/25/14
Made 10 FT in a game - Johnny O'Bryant III, (11) at LSU, 1/18/14
Made 11 FT in a game - Jordan Clarkson, (11) at Missouri, 2/19/14
Made 17 FT in a game - Morris Almond (17) at Rice, 1/3/2007

Attempted 10 FT in a game - Jarell Martin (10) vs. LSU, 1/24/2015

Attempted 13 FT in a game - Johnny O'Bryant III, (14) at LSU, 1/18/14
Attempted 14 FT in a game - Johnny O'Bryant III, (14) at LSU, 1/18/14
Attempted 15 FT in a game - Morris Almond (19) at Rice, 1/3/2007

Rebounds:

10 Rebounds in a game - Kourtney Robertson (11) at Texas A&M, 1/31/15
15 Rebounds in a game - Shonn Miller (15) vs. Cornell, 12/17/12
18 Rebounds in a game - Daniel Northern (18) vs. Tennessee Tech, 12/20/2008
19 Rebounds in a game - Omar Samhan (19) at St. Mary's, 11/20/2009
20 Rebounds in a game - Roy Rogers (20) at Alabama, 1/3/1996

Assists

8 Assists - Myles Mack (8) vs. Rutgers, 11/28/14
9 Assists - John Wall (9) at Kentucky, 1/30/2010
10 Assists - Alex Caruso (10) at Texas A&M, 1/31/2015
11 Assists - Dee Bost (11) vs. Mississippi State, 3/11/2011
12 Assists - G.G. Smith (12) vs. Georgia, 2/3/1999

Blocks:

4 Blocked Shots - Karl-Anthony Thomas, (7), at Kentucky, 1/20/15
5 Blocked Shots - Karl-Anthony Thomas, (7), at Kentucky, 1/20/15
6 Blocked Shots - Karl-Anthony Thomas, (7), at Kentucky, 1/20/15
7 Blocked Shots - Karl-Anthony Thomas, (7), at Kentucky, 1/20/15
8 Blocked Shots - Jarvis Varnado (9) vs. Mississippi State, 2/3/2010
10 Blocked Shots - Sam Muldrow (10) at South Carolina, 1/8/2011

Steals:

5 Steals - Mack Myles (5) vs. Rutgers, 11/28/14
6 Steals - Michael Frazier (6) vs. Florida, 2/2/15

7 Steals - Aaron Lucas (7) at South Carolina, 1/19/2002
8 Steals - Steve Wojciechowski (8) at Duke, 11/22/1996
Two players with 3 steals - Bobby Portis (4), Rashad Madden (3) at Arkansas, 1/10/15

Minutes:

Played every minute - Kadeem Jack, Myles Mack vs. Rutgers, 11/28/14
Played over 40 minutes - Jarell Martin (42), Jordan Mickey (43), Keith Hornsby (41), vs. LSU, 1/24/2015

Fouls:

Technical Foul - Anthony Perez, vs. Ole Miss, 1/22/14
Fouled Out - Dorian Finney-Smith, vs. Florida, 2/3/15
Three Players Fouled Out - Donte' Williams, Nemanja Djuricic, John Florneus vs. Georgia, 1/14/2012

OPPONENT - TEAM

Scored 90 or more points at Memorial Gym - 94 vs. Georgia, 2/25/2010 (VU 96, UGA 94 (OT))
Scored 100 or more points - 106 at Kentucky 3/5/2003 (L, 44-106)
Scored 110 or more points - 120 vs. Kentucky 2/7/1996 (L, 81-120)
Scored 120 or more points - 120 vs. Kentucky 2/7/1996 (L, 81-120)
Scored 130 or more points - Never
Scored Less than 50 points - 46 vs. Tenn. St., 11/23/2014 (W, 78-46)
Scored Less than 40 points - 31 at Mississippi State, 2/23/2013 (W, 72-31)
Shot 50% or Better - .532 at Texas A&M, 1/31/2015 (L, 58-69)
Shot 60% or Better - .612 at Florida (UF 82, VU 68), 2/21/2009
Shot 60% or Better from 3PT - .667 (4-6), at Kentucky, 1/20/15 (L, 65-57)
Shot less than 30% FG - .273 (15-of-55), at Georgia, 1/29/2014 (W, 59-54)
Shot less than 15% from 3PT - .133 (2-15), vs. LSU (3/6/14) (L, 57-51)
Held Opponent Without a 3-Pointer - vs. Nebraska, 11/18/10 (W, 59-49)
Shot 90% or Better from Free Throw Line - .913, at Georgia (23-25), 1/27/2015
Shot less than 50% from Free Throw Line - .435, vs. Tenn. St., 11/23/2014 (W, 78-46)
Attempted 30 FT - 32 at Kentucky, 1/20/15
Attempted 40 FT - 42 at Mississippi State, 2/12/2007
Attempted 45 or More FT - 49 at South Carolina, 1/28/2009
Attempted five or less FT - 1 vs. Miami (OH), 1/2/2012
Made 20 FT - 23 at Georgia, 1/27/15
Made 30 FT - 32 at South Carolina, 1/28/2009
Made 0 FT - Georgia, 1/14/2009
Made 12 3PT - 12 at Kentucky, 1/30/2010
Made 15 3PT - 15 vs. Florida, 1/25/2009
Attempted 30 or more 3PT - 34 vs. Mississippi State, 2/3/2010
Had 20 Turnovers - 20 vs. MTSU, 12/21/2012

**WADE BALDWIN IV****4**Freshman, Guard
6'3" 195 lbs.
Belle Mead, N.J.
St. Joseph HS**SEASON HIGHS**

Points: 18, vs. LSU (1/24/15)
FG Made: 6, vs. Penn (12/22/14)
FG Atts: 10, vs. Florida (2/3/15)
3FG Made: 4, vs. LSU (1/24/15)
3FG Atts: 5, at Miss. St. (1/17/15)
FT Made: 8, vs. W. Carolina (12/16/14)
FT Atts: 8, vs. W. Carolina (12/16/14)
Rebounds: 9, at Kentucky (1/20/15)
Assists: 10, vs. Tennessee State (11/23/14)
Turnovers: 4, vs. Auburn (1/6/15)
Blocks: 1, 2x, last vs. LSU (1/24/15)
Steals: 4, 2x, last at Miss. St. (1/17/15)
Minutes: 35, 4x, last vs. Florida (2/3/15)

CAREER HIGHS

Points: 18, vs. LSU (1/24/15)
FG Made: 6, vs. Penn (12/22/14)
FG Atts: 10, vs. Florida (2/3/15)
3FG Made: 4, vs. LSU (1/24/15)
3FG Atts: 5, at Miss. St. (1/17/15)
FT Made: 8, vs. W. Carolina (12/16/14)
FT Atts: 8, vs. W. Carolina (12/16/14)
Rebounds: 9, at Kentucky (1/20/15)
Assists: 10, vs. Tennessee State (11/23/14)
Turnovers: 4, vs. Auburn (1/6/15)
Blocks: 1, 2x, last vs. LSU (1/24/15)
Steals: 4, 2x, last at Miss. St. (1/17/15)
Minutes: 35, 4x, last vs. Florida (2/3/15)

MISCELLANEOUS

	2014-15	Career
Double-Digit Pts.	7	7
5+ assists	8	8

BALDWIN IV NOTEBOOK

- ✪ Fifth in the league in assists (4.3) in all games, has 98 assists and only 43 turnovers this season. Leads all SEC freshmen in assists. Also tied for 6th in all games in steals (1.6) and 3rd in A/TO ratio (2.3).
- ✪ In league games only, he is second in steals (2.0), fourth in assists (4.1), and 9th in A/TO ratio (1.8).
- ✪ Scored in double figures for the third consecutive time with 12 points against South Carolina.
- ✪ Had 11 points, five assists, and three steals vs. Florida.
- ✪ Scored career-high 18 points vs. LSU.
- ✪ Grabbed a career-high nine rebounds at Kentucky.
- ✪ Scored 16 points vs. Penn.
- ✪ Posted nine assists vs. Rutgers.
- ✪ Scored team-high 13 points vs. Norfolk St. Also added 6 rebounds, 6 assists, and 2 steals.
- ✪ Won SEC Freshman of the Week after averaging 9.5 points, 7.5 assists, 6.0 rebounds, and 1.5 steals in wins over Lipscomb and Tennessee State.
- ✪ Tallied 10 assists vs. Tennessee State
- ✪ Had 11 points, 7 rebounds, 5 assists, and 3 steals in 29 minutes vs. Lipscomb.
- ✪ 6'3" guard from New Jersey who signed in the fall of 2013 with the Commodores...Slashing guard who played for St. Joseph Metuchen and captured a state championship his senior season with the Falcons.
- ✪ Led his St. Joseph's team to a 30-2 overall record and the Non-Public A New Jersey State Championship after averaging 15 points, 7.1 assists, 4.1 rebounds, and 2.6 steals
- ✪ Chose Vanderbilt over Connecticut, Virginia Tech, Florida State, Pittsburgh, and Minnesota

BALDWIN IV GAME-BY-GAME (FRESHMAN)

Opponent	M	FG-A	3P-A	FT-A	Reb	PF	A	T	B	S	PTS
N16 Trevecca	19	4-5	0-0	1-2	3	3	3	3	0	1	9
N20 Lipscomb	29	5-6	1-2	0-1	7	0	5	0	0	3	11
N23 Tennessee St.	27	2-4	2-2	2-2	5	2	10	2	0	0	8
N25 Norfolk St.	26	3-7	3-5	4-4	6	1	6	1	0	2	13
N28 Rutgers	26	1-4	1-2	0-0	5	5	9	2	0	2	3
N29 LaSalle*	35	2-5	0-1	5-6	4	2	4	2	0	2	9
D4 Baylor*	32	4-7	1-4	0-0	3	3	2	3	1	1	9
D13 Purdue*	26	1-3	1-2	0-0	3	2	6	1	0	1	3
D16 W. Carolina*	24	0-3	0-1	8-8	2	3	2	1	0	1	8
D20 @Georgia Tech*	27	1-3	0-1	1-2	1	1	3	3	0	1	3
D22 Penn	22	6-9	2-3	2-4	2	2	3	1	0	0	16
D31 @Saint Louis	25	4-8	0-1	0-0	5	4	4	1	0	2	8
J3 Yale	12	0-3	0-2	0-0	1	1	0	0	0	0	0
J6 Auburn	18	1-4	1-3	0-0	2	2	2	4	0	0	3
J10 @Arkansas	19	2-7	0-1	0-0	3	4	3	3	1	0	4
J14 Georgia	30	3-9	1-5	1-2	5	4	5	1	0	4	8
J17 @Miss. St.*	35	0-6	0-5	2-2	2	2	7	1	0	4	2
J20 @Kentucky*	27	2-7	0-2	0-0	9	3	4	1	0	1	4
J24 LSU*	35	5-7	4-4	4-4	4	2	4	2	1	2	18
J27 @Georgia*	29	2-7	0-2	3-4	2	4	4	1	0	3	7
J31 @Texas A&M*	27	5-9	2-3	0-0	2	2	5	3	0	1	12
F3 Florida*	35	2-10	1-4	6-7	5	2	5	6	0	3	11
F7 South Carolina*	25	3-4	1-2	5-7	3	3	2	1	0	2	12
F11 Tennessee											
F14 @Alabama											
F18 @Florida											
F21 Missouri											
F26 @Tennessee											
F28 Alabama											
M4 Miss. St.											
M7 @Ole Miss											

Baldwin's Overall Statistics at Vanderbilt

Year	GP	GS	Min	Avg	FG	FGA	Pct	3FG	3FGA	Pct	FT	FTA	Pct	Off	Def	Tot	Avg	PF	FO	Ast	TO	Blk	Stl	Pts	Avg
2014-15	23	12	610	26.5	58	137	.423	21	56	.375	44	55	.800	11	73	84	3.7	57	1	98	43	3	36	181	7.9
TOTAL	23	12	610	26.5	58	137	.423	21	56	.375	44	55	.800	11	73	84	3.7	57	1	98	43	3	36	181	7.9

Baldwin's SEC Statistics at Vanderbilt

Year	GP	GS	Min	Avg	FG	FGA	Pct	3FG	3FGA	Pct	FT	FTA	Pct	Off	Def	Tot	Avg	PF	FO	Ast	TO	Blk	Stl	Pts	Avg
2014-15	10	7	280	28.0	25	70	.357	10	30	.333	21	26	.808	8	29	37	3.7	28	0	41	23	2	20	81	8.1
TOTAL	10	7	280	28.0	25	70	.357	10	30	.333	21	26	.808	8	29	37	3.7	28	0	41	23	2	20	81	8.1



MATTHEW FISHER-DAVIS

5

Freshman, Guard
6'5" 173 lbs.
Charlotte, N.C.
Butler HS

SEASON HIGHS

Points: 14, at Arkansas (1/10/15)
FG Made: 5, at Arkansas (1/10/15)
FG Atts: 9, at Kentucky (1/20/15)
3FG Made: 4, 2x, last at Kentucky (1/20/15)
3FG Atts: 7, 3x, last at Kentucky (1/20/15)
FT Made: 3, vs. Yale (1/3/15)
FT Atts: 4, vs. Yale (1/3/15)
Rebounds: 5, at Georgia (1/27/15)
Assists: 3, 4x, last at Texas A&M (1/31/15)
Turnovers: 3, vs. LSU (1/24/15)
Blocks: 1, 3x, last vs. Auburn (1/6/15)
Steals: 1, 8x, last at Kentucky (1/20/15)
Minutes: 35, vs. Yale (1/3/15)

CAREER HIGHS

Points: 14, at Arkansas (1/10/15)
FG Made: 5, at Arkansas (1/10/15)
FG Atts: 9, at Kentucky (1/20/15)
3FG Made: 4, 2x, last at Kentucky (1/20/15)
3FG Atts: 7, 3x, last at Kentucky (1/20/15)
FT Made: 3, vs. Yale (1/3/15)
FT Atts: 4, vs. Yale (1/3/15)
Rebounds: 5, at Georgia (1/27/15)
Assists: 3, 4x, last at Texas A&M (1/31/15)
Turnovers: 3, vs. LSU (1/24/15)
Blocks: 1, 3x, last vs. Auburn (1/6/15)
Steals: 1, 8x, last at Kentucky (1/20/15)
Minutes: 35, vs. Yale (1/3/15)

MISCELLANEOUS

	2014-15	Career
Double-Digit Pts.	4	4
3+ Threes	5	5

FISHER-DAVIS NOTEBOOK

- ✪ Made first start of his career vs. LSU.
- ✪ Tallied career-high 14 points on career-best four made threes at Arkansas.
- ✪ Scored 12 points in a career-best 35 minutes vs. Yale.
- ✪ Made three made threes against Purdue and W. Carolina.
- ✪ Scored 11 points vs. Norfolk St.
- ✪ Returned to the floor against Trevecca after missing first two exhibition games with foot injury. Scored six points vs. Lipscomb.
- ✪ 6'5 guard considered one of best shooters in 2014 class...Shot 67.5% from the floor, 49.1% from three, and 96% from the free throw line in his senior season at Butler HS.
- ✪ Averaged 22 points, 13 rebounds, five assists, two steals and two blocks per game as a senior, and was named the SW4A Player of the Year and as a member of the Charlotte Observer's All-Observer team.
- ✪ Chose Vanderbilt over Texas, Georgia, Baylor, Kansas State, Virginia, Oklahoma State, Arkansas, Alabama, and Wake Forest.

FISHER-DAVIS GAME-BY-GAME (FRESHMAN)


Opponent	M	FG-A	3P-A	FT-A	Reb	PF	A	T	B	S	PTS
N16 Trevecca	26	1-7	1-7	2-2	2	2	3	0	0	0	5
N20 Lipscomb	15	2-7	2-4	0-0	1	2	1	1	1	0	6
N23 Tennessee St.	15	1-4	1-4	0-0	2	1	3	0	0	1	3
N25 Norfolk St.	22	4-8	2-4	1-2	3	2	1	0	0	1	11
N28 Rutgers	26	2-8	1-4	0-0	2	2	0	1	0	0	5
N29 Lasalle	DNP										
D4 Baylor	11	0-1	0-1	0-0	1	2	0	0	0	1	0
D13 Purdue	18	3-4	3-4	0-0	3	1	1	1	0	0	9
D16 W. Carolina	21	3-7	3-5	0-0	2	1	0	0	1	0	9
D20 @Georgia Tech	17	1-6	1-5	0-0	2	2	0	0	0	0	3
D22 Penn	18	1-3	1-2	2-2	2	1	2	0	0	1	5
D31 @Saint Louis	18	1-1	1-1	0-0	1	2	1	1	0	0	3
J3 Yale	35	3-8	3-6	3-4	4	3	1	0	0	1	12
J6 Auburn	12	0-1	0-1	0-0	3	0	1	1	1	1	0
J10 @Arkansas	27	5-8	4-6	0-0	3	4	0	1	0	0	14
J14 Georgia	29	2-6	2-5	0-0	2	1	0	1	0	0	6
J17 @Miss. St.	19	2-7	2-6	0-0	0	2	0	1	0	1	6
J20 @Kentucky	28	4-9	4-7	1-2	2	1	1	2	0	1	13
J24 LSU*	22	0-5	0-4	0-0	1	2	3	3	1	0	8
J27 @Georgia	22	3-8	3-5	0-0	5	1	1	0	0	1	9
J31 @Texas A&M	16	1-5	1-4	0-0	0	1	3	2	0	0	3
F3 Florida	13	1-4	1-3	1-2	0	1	0	0	0	0	4
F7 South Carolina	11	0-3	0-2	1-2	3	1	1	0	0	0	1
F11 Tennessee											
F14 @Alabama											
F18 @Florida											
F21 Missouri											
F26 @Tennessee											
F28 Alabama											
M4 Miss. St.											
M7 @Ole Miss											

Fisher-Davis' Overall Statistics at Vanderbilt

Year	GP	GS	Min	Avg	FG	FGA	Pct	3FG	3FGA	Pct	FT	FTA	Pct	Off	Def	Tot	Avg	PF	FO	Ast	TO	Blk	Stl	Pts	Avg
2014-15	22	1	441	20.0	40	120	.333	36	90	.400	11	16	.688	10	34	44	2.0	35	0	23	15	4	9	127	5.8
TOTAL	22	1	441	20.0	40	120	.333	36	90	.400	11	16	.688	10	34	44	2.0	35	0	23	15	4	9	127	5.8

Fisher-Davis' SEC Statistics at Vanderbilt

Year	GP	GS	Min	Avg	FG	FGA	Pct	3FG	3FGA	Pct	FT	FTA	Pct	Off	Def	Tot	Avg	PF	FO	Ast	TO	Blk	Stl	Pts	Avg
2014-15	10	1	199	19.9	18	56	.321	17	43	.395	3	6	.500	5	14	19	1.9	14	0	10	11	2	4	56	5.6
TOTAL	10	1	199	19.9	18	56	.321	17	43	.395	3	6	.500	5	14	19	1.9	14	0	10	11	2	4	56	5.6

**JOSH HENDERSON****40**RS Senior, Center
6'11" 240 lbs.
Roanoke, Va.
Cave Spring HS**SEASON HIGHS****Points:** 12, vs. Ga. Tech (12/20/14)**FG Made:** 5, vs. Ga. Tech (12/20/14)**FG Atts:** 5, vs. Ga. Tech (12/20/14)**3FG Made:****3FG Atts:** 1, 3x, last at Georgia (1/27/15)**FT Made:** 2, vs. Trevecca (11/16/14)**FT Atts:** 2, 4x, last vs. Purdue (12/13/14)**Rebounds:** 6, vs. Tennessee State (11/23/14)**Assists:** 1, 2x, last at Kentucky (1/20/15)**Turnovers:** 2, vs. Trevecca (11/16/14)**Blocks:****Steals:** 1, vs. Purdue (12/13/14)**Minutes:** 15, vs. Trevecca (11/16/14)**CAREER HIGHS****Points:** 13, 2x, last at Tennessee (1/29/13)**FG Made:** 6, 2x, last at Tennessee (1/29/13)**FG Atts:** 10, at Tennessee (1/29/13)**3FG Made:****3FG Atts:** 1, 4x, last at Georgia (1/27/15)**FT Made:** 5, 2x, last vs. Loyola Marymount (11/25/13)**FT Atts:** 8, vs. Loyola Marymount (11/25/13)**Rebounds:** 7, 2x, last vs. Providence (11/22/13)**Assists:** 4, vs. Bucknell (11/15/11)**Turnovers:** 4, 2x, last vs. Alabama (2/2/13)**Blocks:** 3, 2x, last vs. South Carolina (3/9/13)**Steals:** 3, at Texas (12/2/13)**Minutes:** 32, 2x, last at Auburn (3/2/13)**HENDERSON NOTEBOOK**

✪ Started first game of the season vs. LSU.

✪ Played 13 solid minutes at Kentucky - was 2-4 from floor and scored four points.

✪ Scored season-high 12 points at Georgia Tech on 5-5 shooting.

✪ Graduated with degree in Economics in May of 2014. Currently pursuing master's degree at the Owen School of Business.

✪ Tore his ACL, MCL in his left knee vs. Marshall and missed the rest of the 2013-14 season.

✪ Scored 12 points at Texas, and has averaged 10.5 points per game in his last four games.

✪ Tallied six points in season opener vs. Georgia State.

✪ Played in all 33 games and started 21 in 2012-13...Averaged 5.4 points and 3.4 rebounds per game.

✪ Started 21 games at center position, scored in double figures in seven - 13 vs. Alabama A&M (12/15), 11 vs. Cornell (12/17), 13 at Tennessee (1/29), 11 vs. Arkansas (2/9), 11 vs. Texas A&M (2/16), 13 at Kentucky (2/20), 11 at Auburn (3/2). Vanderbilt is 5-2 in those games.

✪ Scored career-high 13 points on three occasions in 2012-13.

✪ Played in eight games in 2011-12 and averaged 2.6 points and 2.9 rebounds.

✪ Played in first game as a collegian against Oregon last year - scored four points and had four rebounds in 11 minutes.

✪ Scored a career-high 10 points vs. Monmouth (11/25); was 4-4 from the floor.

✪ Has team-high four assists vs. Bucknell (11/15)

✪ Redshirted in 2010-11.

✪ Signed in the spring of 2010 with the Commodores.

✪ 6'11 center chose Vanderbilt over Virginia, Wake Forest, Davidson, Cincinnati, Maryland, and Penn State.

HENDERSON GAME-BY-GAME (RS-SENIOR)


Opponent	M	FG-A	3P-A	FT-A	Reb	PF	A	T	B	S	PTS
N16 Trevecca	15	0-3	0-1	2-2	5	0	0	2	0	0	2
N20 Lipscomb	7	1-2	0-0	1-2	2	2	0	0	0	0	3
N23 Tennessee St.	8	1-1	0-0	1-2	6	1	0	1	0	0	3
N25 Norfolk St.	7	1-1	0-0	0-0	0	3	1	0	0	0	2
N28 Rutgers	2	0-0	0-0	0-0	0	0	0	0	0	0	0
N29 Lasalle	7	0-0	0-0	0-0	1	0	0	0	0	0	0
D4 Baylor	DNP										
D13 Purdue	8	1-2	0-0	1-2	0	4	0	0	0	1	3
D16 W. Carolina	5	1-2	0-0	0-0	1	0	0	0	0	0	2
D20 @Georgia Tech	11	5-5	0-0	2-2	3	1	0	0	1	0	12
D22 Penn	12	1-3	0-0	0-0	4	1	0	1	0	0	2
D31 @Saint Louis	8	2-2	0-0	0-0	0	2	0	1	0	0	4
J3 Yale	4	1-1	0-0	0-0	0	0	0	0	0	0	2
J6 Auburn	DNP										
J10 @Arkansas	DNP										
J14 Georgia	3	0-1	0-0	0-0	0	0	0	0	0	0	0
J17 @Miss. St.	4	0-0	0-0	0-0	0	0	0	0	0	0	0
J20 @Kentucky	13	2-4	0-0	0-0	1	1	1	0	0	0	4
J24 LSU*	15	1-3	0-1	0-0	2	2	1	0	1	1	2
J27 @Georgia	13	1-4	0-0	1-1	0	2	0	1	0	0	3
J31 @Texas A&M	DNP										
F3 Florida	DNP										
F7 South Carolina	0+	0-0	0-0	0-0	0	0	0	0	0	0	0
F11 Tennessee											
F14 @Alabama											
F18 @Florida											
F21 Missouri											
F26 @Tennessee											
F28 Alabama											
M4 Miss. St.											
M7 @Ole Miss											

Henderson's Overall Statistics at Vanderbilt

Year	GP	GS	Min	Avg	FG	FGA	Pct	3FG	3FGA	Pct	FT	FTA	Pct	Off	Def	Tot	Avg	PF	FO	Ast	TO	Blk	Stl	Pts	Avg
2011-12	8	0	69	8.6	8	17	.471	0	0	.000	5	9	.556	12	11	23	2.9	15	0	5	5	0	1	21	2.6
2012-13	33	21	678	20.5	73	157	.465	0	1	.000	31	60	.517	47	66	113	3.4	75	1	27	49	29	18	177	5.4
2013-14	8	3	152	19.0	21	43	.488	0	0	.000	11	17	.647	14	20	34	4.3	16	0	3	6	3	5	53	6.6
2014-15	18	1	142	7.9	18	34	.529	0	2	.000	8	11	.727	10	15	25	1.4	19	0	3	6	2	2	44	2.4
TOTAL	66	25	1039	15.7	120	251	.478	0	3	.000	55	97	.567	83	110	193	2.9	124	1	38	66	34	26	295	4.5

Henderson's SEC Statistics at Vanderbilt

Year	GP	GS	Min	Avg	FG	FGA	Pct	3FG	3FGA	Pct	FT	FTA	Pct	Off	Def	Tot	Avg	PF	FO	Ast	TO	Blk	Stl	Pts	Avg
2012-13	18	10	359	19.9	47	91	.516	0	1	.000	17	32	.531	22	37	59	3.3	42	1	9	30	17	8	111	6.2
2014-15	6	1	48	8.0	4	12	.333	0	1	.000	1	1	1.000	2	1	3	0.5	5	0	2	1	1	1	9	1.5
TOTAL	24	11	407	17.0	51	103	.495	0	2	.000	18	33	.545	24	38	62	2.6	47	1	11	31	18	9	120	5.0

**DAMIAN JONES****30**Sophomore, Center
6'10" 250 lbs.
Baton Rouge, La.
Scotlandville Magnet HS**SEASON HIGHS**

Points: 24, vs. Trevecca (11/16/14)
FG Made: 10, vs. Trevecca (11/16/14)
FG Atts: 15, vs. Lipscomb (11/20/14)
3FG Made: 1, vs. Rutgers (11/28/14)
3FG Atts: 1, 3x, vs. La Salle (11/29/14)
FT Made: 9, 2x, last vs. Yale (1/3/15)
FT Atts: 13, 2x, last at Miss. St. (1/17/15)
Rebounds: 12, vs. Trevecca (11/16/14)
Assists: 4, vs. Yale (1/3/15)
Turnovers: 5, 4x, last at Texas A&M (1/31/15)
Blocks: 4, 3x, last vs. Florida (2/3/15)
Steals: 3, vs. LSU (1/24/15)
Minutes: 37, vs. Yale (1/3/15)

CAREER HIGHS

Points: 24, vs. Trevecca (11/16/14)
FG Made: 10, vs. Trevecca (11/16/14)
FG Atts: 15, 2x, last vs. Lipscomb (11/20/14)
3FG Made: 1, vs. Rutgers (11/28/14)
3FG Atts: 1, 3x, last vs. La Salle (11/29/14)
FT Made: 9, 2x, last vs. Yale (1/3/15)
FT Atts: 13, 2x, last at Miss. St. (1/17/15)
Rebounds: 13, vs. Texas A&M (2/15/14)
Assists: 4, vs. Yale (1/3/15)
Turnovers: 6, at Ole Miss (3/8/14)
Blocks: 7, at S. Carolina (2/13/14)
Steals: 2, at Kentucky (1/20/15)
Minutes: 41, vs. Texas A&M (2/15/14)

MISCELLANEOUS

	2014-15	Career
Double-Digit Pts.	20	40
Double-Doubles	1	6

JONES NOTEBOOK

- ✪ Tallied double figures in all but three contests in 2014-15 and has 20+ points in five games this year after scoring 21 points at Miss. State.
- ✪ Second in SEC in FG% at 53.5%.
- ✪ Ninth in SEC in scoring (14.8) in all games, 2nd in FG% (.535), 3rd in blocks (1.9), 10th in defensive rebounds (4.3).
- ✪ Scored 23 points vs. Rutgers, his third 20+ game of the season, and 16 vs. LaSalle at Barclays Center Classic.
- ✪ Named to All-SEC Preseason First Team by league's coaches this season.
- ✪ Scored 21 points and had six rebounds vs. Lipscomb.
- ✪ Tallied his sixth double-double of his career vs. Trevecca - career high 24 points and 12 rebounds.
- ✪ Named to the All-SEC Freshman team by the league's coaches last season.
- ✪ Averaged 11.3 points and 11.7 ppg in league play in 2013-14. Scored in double-figures in 20 games, and scored a career-high 19 points on two occasions (Georgia State (11/12); at Missouri (2/19))
- ✪ Played in all 31 games and started 28 in 2013-14.
- ✪ Won SEC Freshman of the Week honors after averaging 16.5 points and 5.5 rebounds in games against Missouri and Auburn.
- ✪ Posted five double-doubles for the year.
- ✪ Blocked a career-high seven blocks at South Carolina (2/13), which also tied a school record for blocks in a game held by Will Perdue (vs. East Carolina, 12/28/87) and Festus Ezeli (at Georgia, 2/16/11)
- ✪ Chose the Commodores over LSU, Oklahoma, Oklahoma State, Duke, Syracuse, Kansas, Stanford, Florida, and Alabama.
- ✪ Averaged 15.4 points, 8.0 rebounds, 4.0 blocks, and 2.0 assists in his senior season at Scotlandville Magnet.
- ✪ His Scotlandville teams won back-to-back state championships in his junior and senior seasons, and he was named Louisiana's 5A Player of the Year as a senior...Also captured four district championships...Was a member of the A Honor Roll.
- ✪ Advice to youngsters: "Do your best in what you put most of your interest in."

JONES GAME-BY-GAME (SOPHOMORE)

Opponent	M	FG-A	3P-A	FT-A	Reb	PF	A	T	B	S	PTS
N16 Trevecca*	23	10-13	0-0	4-9	12	1	2	1	4	1	24
N20 Lipscomb*	29	8-15	0-0	5-7	6	3	1	4	2	1	21
N23 Tennessee St.*	25	4-4	0-0	5-6	8	2	0	1	2	0	13
N25 Norfolk St.*	29	3-6	0-1	0-1	7	3	2	3	3	1	6
N28 Rutgers*	28	7-10	1-1	8-12	6	3	2	1	1	0	23
N29 LaSalle*	30	6-12	0-1	4-5	7	3	1	0	0	1	16
D4 Baylor*	27	6-12	0-0	9-9	9	4	0	2	0	1	21
D13 Purdue*	31	6-14	0-1	3-5	5	3	0	5	2	1	15
D16 W. Carolina*	23	5-6	0-0	6-9	5	3	1	2	1	0	16
D20 @Georgia Tech*	27	4-9	0-0	4-6	7	1	0	1	2	1	12
D22 Penn*	25	4-7	0-0	7-9	6	2	0	2	2	1	15
D31 @Saint Louis*	31	5-13	0-0	5-7	6	1	0	5	2	0	15
J3 Yale*	37	5-8	0-0	9-13	8	4	4	4	3	1	19
J6 Auburn*	30	3-9	0-1	5-6	8	2	2	3	3	0	11
J10 @Arkansas*	36	6-10	0-0	2-2	7	3	1	5	0	0	14
J14 Georgia*	29	3-10	0-0	4-7	7	0	2	1	2	0	10
J17 @Miss. St.*	35	9-13	0-0	3-11	8	3	0	0	0	1	21
J20 @Kentucky*	33	5-11	0-0	1-5	7	3	0	0	3	2	11
J24 LSU*	27	6-10	0-0	1-3	6	4	0	3	2	3	13
J27 @Georgia*	26	6-10	0-0	4-6	5	3	0	1	1	1	16
J31 @Texas A&M*	29	2-11	0-0	3-7	3	3	0	5	4	2	7
F3 Florida*	35	4-8	0-0	5-10	7	1	1	1	4	0	13
F7 South Carolina*	24	4-5	0-0	1-1	2	3	1	2	1	0	9
F11 Tennessee											
F14 @Alabama											
F18 @Florida											
F21 Missouri											
F26 @Tennessee											
F28 Alabama											
M4 Miss. St.											
M7 @Ole Miss											

Jones' Overall Statistics at Vanderbilt

Year	GP	GS	Min	Avg	FG	FGA	Pct	3pt	2ptA	Pct	FT	FTA	Pct	Off	Def	Tot	Avg	PF	FO	Ast	TO	Blk	Stl	Pts	Avg
2013-14	31	28	803	25.9	138	254	.543	0	0	.000	73	134	.545	57	119	176	5.7	104	3	7	56	43	9	349	11.3
2014-15	23	23	669	29.1	121	226	.535	1	5	.200	98	156	.628	52	100	152	6.6	58	0	20	52	44	18	341	14.8
TOTAL	54	51	1472	27.3	259	480	.540	1	5	.200	171	290	.590	109	219	328	6.1	162	3	27	108	87	27	690	12.8

Jones' SEC Statistics at Vanderbilt

Year	GP	GS	Min	Avg	FG	FGA	Pct	3pt	3ptA	Pct	FT	FTA	Pct	Off	Def	Tot	Avg	PF	FO	Ast	TO	Blk	Stl	Pts	Avg
2013-14	18	18	525	29.2	82	160	.513	0	0	.000	46	77	.597	38	79	117	6.5	67	2	5	37	26	7	210	11.7
2014-15	10	10	304	30.4	48	97	.495	0	1	.000	29	58	.500	22	38	60	6.0	25	0	7	21	20	9	125	12.5
TOTAL	28	28	829	29.6	130	257	.506	0	1	.000	75	135	.556	60	117	177	6.3	92	2	12	58	46	16	335	12.0

**CARTER JOSEPHS****14**Junior, Guard
6'0" 180 lbs.
San Antonio, Texas
Tom C. Clark HS**SEASON HIGHS**

Points:
FG Made:
FG Atts:
3FG Made:
3FG Atts:
FT Made:
FT Atts: 2, vs. Lipscomb (11/20/14)
Rebounds: 1, 2x last vs. South Carolina (2/7/15)
Assists: 4, vs. South Carolina (2/7/15)
Turnovers: 3, vs. Trevecca (11/16/14)
Blocks:
Steals:
Minutes: 13, vs. South Carolina (2/7/15)

CAREER HIGHS

Points: 2, at Mississippi State (2/23/13)
FG Made: 1, at Mississippi State (2/23/13)
FG Atts: 1, 2x, last at Tennessee (3/1/14)
3FG Made:
3FG Atts:
FT Made:
FT Atts: 2, vs. Lipscomb (11/20/14)
Rebounds: 3, vs. Florida (2/25/14)
Assists: 9, at Auburn (2/22/14)
Turnovers: 3, vs. Trevecca (11/16/14)
Blocks:
Steals: 1, 5x, last at Ole Miss (3/8/14)
Minutes: 21, at Ole Miss (3/8/14)

JOSEPHS NOTEBOOK

- ✪ Played season-high 13 minutes vs. South Carolina - dished out four assists.
- ✪ Walk-on guard from San Antonio, Texas, who earned a scholarship in September for his outstanding contribution to the Commodore program...Played at Tom C. Clark High School...Played in 20 games as a sophomore in 2013-14.
- ✪ Did not score in 2013-14, but averaged 1.1 assists and 0.3 rebounds per game
- ✪ Played significant minutes in the team's last six games, averaging 16.3 minutes per game.
- ✪ Made first career start at Ole Miss.
- ✪ Helped the Commodores to a win at Auburn on February 22, playing 16 minutes and dishing out nine assists.
- ✪ Played 20 minutes against number one Florida, where he grabbed a career-high three rebounds and also adding two assists and a steal.
- ✪ Was his high school team's captain and defensive MVP in 2011-12, where he averaged 7.8 points, 5.2 assists, and 3.7 rebounds per game.
- ✪ Academically, he was a member of the National Honor Society and the Spanish National Honor Society, was a National Achievement Scholar Semifinalist, and won the Clark Principal's Award from 2009-12.
- ✪ Plans to major in mechanical engineering.
- ✪ Advice to youngsters: "Work harder than everyone else."

JOSEPHS GAME-BY-GAME (JUNIOR)


Opponent	M	FG-A	3P-A	FT-A	Reb	PF	A	T	B	S	PTS
N16 Trevecca	4	0-0	0-0	0-0	1	1	0	3	0	0	0
N20 Lipscomb	1	0-0	0-0	0-2	0	0	0	0	0	0	0
N23 Tennessee St.	2	0-0	0-0	0-0	0	0	0	0	0	0	0
N25 Norfolk St.	DNP										
N28 Rutgers	DNP										
N29 LaSalle	DNP										
D4 Baylor	DNP										
D13 Purdue	DNP										
D16 W. Carolina	2	0-0	0-0	0-0	0	0	0	0	0	0	0
D20 @Georgia Tech	DNP										
D22 Penn	3	0-0	0-0	0-0	0	0	0	0	0	0	0
D31 @Saint Louis	1	0-0	0-0	0-0	0	0	0	0	0	0	0
J3 Yale	DNP										
J6 Auburn	DNP										
J10 @Arkansas	DNP										
J14 Georgia	DNP										
J17 @Miss. St.	DNP										
J20 @Kentucky	DNP										
J24 LSU	DNP										
J27 @Georgia	DNP										
J31 @Texas A&M	0+	0-0	0-0	0-0	0	0	0	0	0	0	0
F3 Florida	DNP										
F7 South Carolina	13	0-0	0-0	0-0	1	2	4	0	0	0	0
F11 Tennessee											
F14 @Alabama											
F18 @Florida											
F21 Missouri											
F26 @Tennessee											
F28 Alabama											
M4 Miss. St.											
M7 @Ole Miss											

Josephs' Overall Statistics at Vanderbilt

Year	GP	GS	Min	Avg	FG	FGA	Pct	3FG	3FGA	Pct	FT	FTA	Pct	Off	Def	Tot	Avg	PF	FO	Ast	TO	Blk	Stl	Pts	Avg
2012-13	6	0	6	1.0	1	1	1.000	0	0	.000	0	0	.000	0	0	0	0.0	1	0	0	0	0	0	2	0.3
2013-14	20	1	160	8.0	0	1	.000	0	0	.000	0	1	.000	0	7	7	0.4	17	0	22	8	0	6	0	0.0
2014-15	8	0	26	3.3	0	0	.000	0	0	.000	0	2	.000	0	2	2	0.3	3	0	4	3	0	0	0	0.0
TOTAL	34	1	192	5.6	1	2	.500	0	0	.000	0	3	.000	0	9	9	0.3	21	0	26	11	0	6	2	0.1

Josephs' SEC Statistics at Vanderbilt

Year	GP	GS	Min	Avg	FG	FGA	Pct	3FG	3FGA	Pct	FT	FTA	Pct	Off	Def	Tot	Avg	PF	FO	Ast	TO	Blk	Stl	Pts	Avg
2012-13	2	0	2	1.0	1	1	1.000	0	0	.000	0	0	.000	0	0	0	0.0	1	0	0	0	0	0	2	1.0
2013-14	14	1	127	9.1	0	1	.000	0	0	.000	0	0	.000	0	6	6	0.4	15	0	21	5	0	5	0	0.0
2014-15	2	0	13	6.5	0	0	.000	0	0	.000	0	0	.000	0	1	1	0.5	2	0	4	0	0	0	0	0.0
TOTAL	18	1	142	7.9	1	2	.500	0	0	.000	0	0	.000	0	7	7	0.4	18	0	25	5	0	5	2	0.1



LUKE KORNET

3

Sophomore, Forward
7'0" 240 lbs.
Lantana, Texas
Liberty Christian HS

SEASON HIGHS

Points: 24, vs. Tennessee State (11/23/14)
FG Made: 10, vs. Tennessee State (11/23/14)
FG Atts: 15, at Georgia (1/27/15)
3FG Made: 4, vs. Rutgers (11/28/14)
3FG Atts: 8, at Georgia (1/27/15)
FT Made: 4, vs. Trevecca (11/16/14)
FT Atts: 6, vs. Trevecca (11/16/14)
Rebounds: 10, 2x, last vs. Auburn (1/6/15)
Assists: 4, vs. 2x last vs. South Carolina (2/7/15)
Turnovers: 3, 2x, last vs. at Auburn (1/6/15)
Blocks: 4, vs. Trevecca (11/16/14)
Steals: 1, 5x, last vs. South Carolina (2/7/15)
Minutes: 33, 3x, last vs. LSU (1/24/15)

CAREER HIGHS

Points: 24, vs. Tennessee State (11/23/14)
FG Made: 10, vs. Tennessee State (11/23/14)
FG Atts: 15, at Georgia (1/27/15)
3FG Made: 4, vs. Rutgers (11/28/14)
3FG Atts: 8, at Georgia (1/27/15)
FT Made: 4, 2x, last vs. Trevecca (11/16/14)
FT Atts: 6, vs. Trevecca (11/16/14)
Rebounds: 10, 2x, last vs. Auburn (1/6/15)
Assists: 4, vs. 2x last vs. South Carolina (2/7/15)
Turnovers: 3, 3x, at Auburn (1/6/15)
Blocks: 4, vs. Trevecca (11/16/14)
Steals: 3, vs. Miss. State (2/1/14)
Minutes: 34, at Ole Miss (3/8/14)

MISCELLANEOUS

	2014-15	Career
Double-Digit Pts.	11	14
3+ Threes	3	4

KORNET NOTEBOOK

- ✪ Scored 22 points vs. LSU off the bench, a career-high in SEC games. He was 9-13 from the floor.
- ✪ Scored career-high 24 points on 10-11 shooting vs. Tenn. State... He tied the Memorial Gym record for FG% held by Jeffrey Taylor, who was also 10-11 from the floor vs. Tennessee State on December 19, 2009.
- ✪ Posted first career double-double vs. Trevecca (10 pts, career-high 10 rebs.); also had career-best four blocks.
- ✪ Played in 30 games and started two last season.
- ✪ Averaged 4.0 points, 2.3 rebounds, and 0.8 assists per game in 2013-14.
- ✪ Scored in double-figures in three games.
- ✪ Tallied a career-high 13 points at Ole Miss (3/8).
- ✪ Grabbed a career-high seven rebounds in back-to-back games - against Northeastern (1/4) and at Alabama (1/7).
- ✪ Made a career-high three made three-pointers at Texas A&M in a win on Jan. 25.
- ✪ Made two or more threes in six games.
- ✪ Dished out three assists vs. Saint Louis (12/30) and at Ole Miss (3/8)...Blocked a career-high three shots at Georgia (1/29).
- ✪ Grew seven inches in his senior season and then two more when he arrived on campus.
- ✪ Son of Frank Kornet, a former Vanderbilt basketball standout of his own from 1986-89.
- ✪ Averaged 15.0 points, 8.0 rebounds, 3.0 blocks, and 3.0 steals at Liberty Christian School in Argyle, Texas.
- ✪ Team was a state finalist in 2013, and were District TAPPS 5A-1 Champions in 2013.
- ✪ Named to TAPPS 5A First Team All-State in 2012-13, and was an honorable all-state selection in 2011-12.
- ✪ Named to TAPPS 5A-1 First Team All-District team in 2011-12 and 2012-13...Denton Record Chronicle Defensive Player of the Area in 2012-13...Selected to the 2013 TAPPS State All-Tournament Team, and was also a member of the 2012 and 2013 Academic All-State Team.
- ✪ Advice to youngsters: "Your life is a gift from God, so do everything possible to give back to Him."

KORNET GAME-BY-GAME (SOPHOMORE)

Opponent	M	FG-A	3P-A	FT-A	Reb	PF	A	T	B	S	PTS
N16 Trevecca*	23	3-5	0-2	4-6	10	2	0	1	4	0	10
N20 Lipscomb*	21	4-6	3-4	0-0	3	4	0	2	1	0	11
N23 Tennessee St.*	25	10-11	3-4	1-1	7	1	1	1	2	0	24
N25 Norfolk St.*	10	2-7	1-5	0-0	1	3	0	1	0	0	5
N28 Rutgers*	30	5-7	4-5	0-0	3	4	1	2	0	0	14
N29 Lasalle*	17	4-6	2-3	0-0	2	0	0	1	0	0	10
D4 Baylor*	32	4-7	2-3	3-4	8	2	1	1	3	1	13
D13 Purdue*	23	0-0	0-0	0-0	2	4	0	0	2	0	0
D16 W. Carolina*	25	3-7	0-4	3-4	4	4	4	2	2	0	9
D20 @Georgia Tech*	19	0-2	0-1	0-0	3	2	1	3	1	0	0
D22 Penn	16	2-4	0-1	2-4	2	3	0	1	0	0	6
D31 @Saint Louis	11	1-2	1-2	0-0	3	1	0	1	1	0	3
J3 Yale	33	3-9	2-6	2-3	6	2	0	1	1	1	10
J6 Auburn	18	3-6	1-4	0-1	10	3	0	3	1	0	7
J10 @Arkansas	18	4-7	1-3	2-2	1	1	2	0	1	0	11
J14 Georgia	33	3-10	2-7	0-0	6	3	3	0	1	0	8
J17 @Miss. St.*	19	2-4	1-2	0-0	1	3	0	0	1	1	5
J20 @Kentucky*	15	0-6	0-5	0-0	0	4	0	1	0	0	0
J24 LSU	33	9-13	2-6	2-2	6	1	1	3	1	1	22
J27 @Georgia*	26	4-15	2-8	1-2	2	1	0	0	1	1	11
J31 @Texas A&M*	27	4-8	2-5	0-0	1	2	1	2	0	1	10
F3 Florida	9	0-0	0-0	2-2	1	2	1	0	0	0	2
F7 South Carolina	25	1-5	1-4	2-2	3	1	4	2	0	1	5
F11 Tennessee											
F14 @Alabama											
F18 @Florida											
F21 Missouri											
F26 @Tennessee											
F28 Alabama											
M4 Miss. St.											
M7 @Ole Miss											

Kornet's Overall Statistics at Vanderbilt

Year	GP	GS	Min	Avg	FG	FGA	Pct	3FG	3FGA	Pct	FT	FTA	Pct	Off	Def	Tot	Avg	PF	FO	Ast	TO	Blk	Stl	Pts	Avg
2013-14	30	2	460	15.3	45	131	.344	21	89	.236	8	15	.533	19	49	68	2.3	34	0	23	21	17	9	119	4.0
2014-15	23	14	508	22.1	71	147	.483	30	84	.357	24	33	.727	22	63	85	3.7	53	0	20	27	23	7	196	8.5
TOTAL	53	16	968	18.3	116	278	.417	51	173	.295	32	48	.667	41	112	153	2.9	87	0	43	48	40	16	315	5.9

Kornet's SEC Statistics at Vanderbilt

Year	GP	GS	Min	Avg	FG	FGA	Pct	3FG	3FGA	Pct	FT	FTA	Pct	Off	Def	Tot	Avg	PF	FO	Ast	TO	Blk	Stl	Pts	Avg
2013-14	18	1	279	15.5	24	78	.308	12	57	.211	4	9	.444	10	29	39	2.2	16	0	13	13	10	7	64	3.6
2014-15	10	4	223	22.3	30	74	.405	12	44	.273	9	11	.818	7	24	31	3.1	21	0	12	10	6	5	81	8.1
TOTAL	28	5	502	17.9	54	152	.355	24	101	.238	13	20	.650	17	53	70	2.5	37	0	25	23	16	12	145	5.2

**RILEY LACHANCE****13**Freshman, Guard
6'2" 194 lbs.
Brookfield, Wis.
Brookfield HS**SEASON HIGHS**

Points: 26, 2x, last vs. W. Carolina (12/16/14)
FG Made: 9, vs. Purdue (12/13/14)
FG Atts: 16, vs. South Carolina (2/7/15)
3FG Made: 5, vs. W. Carolina (12/16/14)
3FG Atts: 9, vs. South Carolina (2/7/15)
FT Made: 5, 2x, last vs. W. Carolina (12/16/14)
FT Atts: 5, 4x, last vs. Georgia (1/14/15)
Rebounds: 7, at Saint Louis (12/31/14)
Assists: 6, 2x, last vs. LSU (1/24/15)
Turnovers: 5, vs. Florida (2/3/15)
Blocks: 1, vs. Baylor (12/4/14)
Steals: 5, vs. Penn (12/22/14)
Minutes: 42, vs. Yale (1/3/15)

CAREER HIGHS

Points: 26, 2x, last vs. W. Carolina (12/16/14)
FG Made: 9, vs. Purdue (12/13/14)
FG Atts: 16, vs. South Carolina (2/7/15)
3FG Made: 5, vs. W. Carolina (12/16/14)
3FG Atts: 9, vs. South Carolina (2/7/15)
FT Made: 5, 2x, last vs. W. Carolina (12/16/14)
FT Atts: 5, 4x, last vs. Georgia (1/14/15)
Rebounds: 7, at Saint Louis (12/31/14)
Assists: 6, 2x, last vs. LSU (1/24/15)
Turnovers: 5, vs. Florida (2/3/15)
Blocks: 1, vs. Baylor (12/4/14)
Steals: 5, vs. Penn (12/22/14)
Minutes: 42, vs. Yale (1/3/15)

MISCELLANEOUS

	2014-15	Career
Double-Digit Pts.	17	17
20+ Point games	3	3

LACHANCE NOTEBOOK

- SEC freshman leader in points scored in all games and league games only.
- Fourth in threes made (2.0), and 7th in minutes (33.0) in the SEC in all games.
- Had team-high 19 points at St. Louis in win; also grabbed a career high seven rebounds.
- Captured three SEC Freshmen of the Week honors this season, including last week, when he averaged 17 points and 4.5 rebounds in wins over South Carolina and Florida.
- Scored a career-high 26 points in win over Purdue and 26 vs. Western Carolina.
- Tallied 14 points in win over LaSalle, all in 2nd half.
- Posted career-high five steals vs. Penn.
- Scored 24 points in exhibition win over Illinois-Springfield.
- 6'2 guard who lead his Brookfield Central High School team in Wisconsin to a 24-1 record as a senior when he averaged 23.0 points and 2.6 assists per game...Left Brookfield as the school's all-time leading scorer (1,643 points).
- Averaged 23.0 points and 2.6 assists and was named a unanimous first-team All-State by the Wisconsin Basketball Coaches Association and the Associated Press.
- Was voted the top point guard in the state of Wisconsin by Wisconsin Hoops, and was the Player of the Year for Waukesha County.
- Also Brookfield's single-season scoring leader with 543 points, and the all-time leader in steals with 188.
- Major is Human and Organizational Development.

LACHANCE GAME-BY-GAME (FRESHMAN)

Opponent	M	FG-A	3P-A	FT-A	Reb	PF	A	T	B	S	PTS
N16 Trevecca*	24	4-10	3-8	2-2	2	2	2	1	0	0	13
N20 Lipscomb*	33	3-10	0-2	3-4	5	1	6	1	0	0	9
N23 Tennessee St.*	27	5-11	2-5	1-2	4	0	0	1	0	0	13
N25 Norfolk St.*	36	4-8	3-6	1-2	1	2	2	1	0	0	12
N28 Rutgers*	37	3-7	1-3	0-0	3	0	3	1	0	1	7
N29 LaSalle*	33	6-10	2-6	0-0	2	0	3	0	0	1	14
D4 Baylor*	32	1-7	0-6	0-0	0	0	3	1	1	0	2
D13 Purdue*	34	9-13	3-4	5-5	1	0	2	1	0	0	26
D16 W. Carolina*	34	8-12	5-8	5-5	4	2	3	3	0	1	26
D20 @Georgia Tech*	36	3-7	2-6	2-2	1	1	1	1	0	0	10
D22 Penn*	28	1-6	1-2	2-2	1	0	4	0	0	5	5
D31 @Saint Louis*	33	7-9	3-4	2-2	7	2	4	1	0	1	19
J3 Yale*	42	4-8	2-5	4-4	6	0	1	1	0	1	14
J6 Auburn*	28	4-8	2-3	3-4	4	3	1	1	0	0	13
J10 @Arkansas*	37	3-9	1-4	3-5	4	1	5	1	0	0	10
J14 Georgia*	35	7-13	3-8	4-5	4	2	2	2	0	0	21
J17 @Miss. St.*	36	4-13	2-7	2-2	5	4	1	0	0	0	12
J20 @Kentucky*	36	6-8	3-4	1-1	3	1	1	4	0	0	16
J24 LSU*	39	2-10	0-3	4-4	5	1	6	0	0	0	8
J27 @Georgia*	24	0-5	0-3	0-0	0	2	2	0	0	0	2
J31 @Texas A&M*	35	5-7	1-3	0-0	2	2	5	1	0	3	11
F3 Florida*	28	4-10	4-7	3-4	6	4	0	5	0	1	15
F7 South Carolina*	39	6-16	3-9	4-4	3	0	2	3	0	3	19
F11 Tennessee											
F14 @Alabama											
F18 @Florida											
F21 Missouri											
F26 @Tennessee											
F28 Alabama											
M4 Miss. St.											
M7 @Ole Miss											

LaChance's Overall Statistics at Vanderbilt

Year	GP	GS	Min	Avg	FG	FGA	Pct	3FG	3FGA	Pct	FT	FTA	Pct	Off	Def	Tot	Avg	PF	FO	Ast	TO	Blk	Stl	Pts	Avg
2014-15	23	23	766	33.3	99	217	.456	46	116	.397	51	59	.864	6	67	73	3.2	29	0	59	30	1	17	295	12.8
TOTAL	23	23	766	33.3	99	217	.456	46	116	.397	51	59	.864	6	67	73	3.2	29	0	59	30	1	17	295	12.8

LaChance's SEC Statistics at Vanderbilt

Year	GP	GS	Min	Avg	FG	FGA	Pct	3FG	3FGA	Pct	FT	FTA	Pct	Off	Def	Tot	Avg	PF	FO	Ast	TO	Blk	Stl	Pts	Avg
2014-15	10	10	337	33.7	41	99	.414	19	51	.373	24	29	.828	4	32	36	3.6	19	0	25	17	0	7	125	12.5
TOTAL	10	10	337	33.7	41	99	.414	19	51	.373	24	29	.828	4	32	36	3.6	19	0	25	17	0	7	125	12.5

**PHILLIP MCGLOIN****12**Freshman, Guard
6'1" 178 lbs.
Washington, D.C.
Sidwell Friends**SEASON HIGHS****Points:****FG Made:****FG Atts:** 1, vs. Penn (12/22/14)**3FG Made:****3FG Atts:** 1, vs. Penn (12/22/14)**FT Made:****FT Atts:****Rebounds:** 2, vs. Penn (12/22/14)**Assists:****Turnovers:** 2, vs. Penn (12/22/14)**Blocks:****Steals:****Minutes:** 3, vs. Penn (12/22/14)**CAREER HIGHS****Points:****FG Made:****FG Atts:** 1, vs. Penn (12/22/14)**3FG Made:****3FG Atts:** 1, vs. Penn (12/22/14)**FT Made:****FT Atts:****Rebounds:** 2, vs. Penn (12/22/14)**Assists:****Turnovers:** 2, vs. Penn (12/22/14)**Blocks:****Steals:****Minutes:** 3, vs. Penn (12/22/14)**MISCELLANEOUS****MCGLOIN NOTEBOOK**

✪ Made first appearance of his career in final seconds of win over Purdue.

✪ Made the team as a walk-on in October of 2014.

✪ Played at Sidwell Friends in Washington, D.C., where his team won two Mid-Atlantic Conference championships and he was named an All-MAC first-team selection in his senior season.

✪ Averaged 19.5 points, 6.0 assists, and 5.5 rebounds per game with the Quakers.

✪ Member of the School Senate at Sidwell Friends and also named a National Achievement Scholar.

✪ Plans to major in Environmental Engineering.

MCGLOIN'S GAME-BY-GAME (FRESHMAN)

Opponent	M	FG-A	3P-A	FT-A	Reb	PF	A	T	B	S	PTS
N16 Trevecca	DNP										
N20 Lipscomb	DNP										
N23 Tennessee St.	DNP										
N25 Norfolk St.	DNP										
N28 Rutgers	DNP										
N29 Lasalle	DNP										
D4 Baylor	DNP										
D13 Purdue	0+	0-0	0-0	0-0	0	0	0	0	0	0	0
D16 W. Carolina	DNP										
D20 @Georgia Tech	DNP										
D22 Penn	3	0-1	0-1	0-0	2	0	0	2	0	0	0
D31 @Saint Louis	DNP										
J3 Yale	DNP										
J6 Auburn	DNP										
J10 @Arkansas	DNP										
J14 Georgia	DNP										
J17 @Miss. St.	DNP										
J20 @Kentucky	DNP										
J24 LSU	DNP										
J27 @Georgia	DNP										
J31 @Texas A&M	DNP										
F3 Florida	DNP										
F7 South Carolina	0+	0-0	0-0	0-0	1	0	0	0	0	0	0
F11 Tennessee											
F14 @Alabama											
F18 @Florida											
F21 Missouri											
F26 @Tennessee											
F28 Alabama											
M4 Miss. St.											
M7 @Ole Miss											

McGloin's Overall Statistics at Vanderbilt

Year	GP	GS	Min	Avg	FG	FGA	Pct	3FG	3FGA	Pct	FT	FTA	Pct	Off	Def	Tot	Avg	PF	FO	Ast	TO	Blk	Stl	Pts	Avg
2014-15	3	0	3	1.0	0	1	.000	0	1	.000	0	0	.000	0	3	3	1.0	0	0	0	2	0	0	0	0.0
TOTAL	3	0	3	1.0	0	1	.000	0	1	.000	0	0	.000	0	3	3	1.0	0	0	0	2	0	0	0	0.0

McGloin's SEC Statistics at Vanderbilt

Year	GP	GS	Min	Avg	FG	FGA	Pct	3FG	3FGA	Pct	FT	FTA	Pct	Off	Def	Tot	Avg	PF	FO	Ast	TO	Blk	Stl	Pts	Avg
2014-15	1	0	0	0.0	0	0	.000	0	0	.000	0	0	.000	0	1	1	1.0	0	0	0	0	0	0	0	0.0
TOTAL	1	0	0	0.0	0	0	.000	0	0	.000	0	0	.000	0	1	1	1.0	0	0	0	0	0	0	0	0.0

**SHELTON MITCHELL****O**Freshman, Guard
6'3" 186 lbs.
Waxhaw, N.C.
Oak Hill Academy**SEASON HIGHS**

Points: 15, vs. Yale (1/3/15)
FG Made: 6, vs. Yale (1/3/15)
FG Atts: 15, vs. Yale (1/3/15)
3FG Made: 1, 3x, last at Saint Louis (12/31/14)
3FG Atts: 2, 4x, last vs. Yale (1/3/15)
FT Made: 4, 2x, last vs. Auburn (1/6/15)
FT Atts: 6, 2x, last vs. Purdue
Rebounds: 6, 2x, last vs. Penn (12/22/14)
Assists: 8, vs. Yale (1/3/15)
Turnovers: 6, vs. Penn (12/22/14)
Blocks: 1, 2x, last vs. Penn (12/22/14)
Steals: 1, 3x, last vs. Yale (1/3/15)
Minutes: 46, vs. Yale (1/3/15)

CAREER HIGHS

Points: 15, vs. Yale (1/3/15)
FG Made: 6, vs. Yale (1/3/15)
FG Atts: 15, vs. Yale (1/3/15)
3FG Made: 1, 3x, last at Saint Louis (12/31/14)
3FG Atts: 2, 4x, last vs. Yale (1/3/15)
FT Made: 4, 2x, last vs. Auburn (1/6/15)
FT Atts: 6, 2x, last vs. Purdue
Rebounds: 6, 2x, last vs. Penn (12/22/14)
Assists: 8, vs. Yale (1/3/15)
Turnovers: 6, vs. Penn (12/22/14)
Blocks: 1, 2x, last vs. Penn (12/22/14)
Steals: 1, 3x, last vs. Yale (1/3/15)
Minutes: 46, vs. Yale (1/3/15)

MISCELLANEOUS

	2014-15	Career
Double-Digit Pts.	2	2
5+ assists	7	7

MITCHELL NOTEBOOK

- ✪ Tallied a career-high 15 points and dished out career-best eight assists in 46 minutes vs. Yale.
- ✪ Tied career highs in points (7) and had six assists in win over Purdue.
- ✪ Had career-high seven assists vs. Tenn. State.
- ✪ Scored 21 points, had nine rebounds, and five assists in exhibition win over Illinois-Springfield.
- ✪ Injured for most of his senior campaign at Oak Hill Academy.
- ✪ Spent three seasons playing for Cuthbertson High School, where he averaged 19.2 points, 4.6 rebounds, and 4.5 assists and scored over 1,400 points.
- ✪ Named the NCPreps.com 2A Player of the Year in his junior season at Cuthbertson, and was named the Region Player of the Year in the spring of 2013 by the Charlotte Observer.
- ✪ Chose Vanderbilt over Arizona, Connecticut, Wake Forest, North Carolina State, Oregon, Cal, and Missouri.

MITCHELL GAME-BY-GAME (FRESHMAN)

Opponent	M	FG-A	3P-A	FT-A	Reb	PF	A	T	B	S	PTS
N16 Trevecca*	29	1-5	1-2	3-4	3	1	4	2	0	0	6
N20 Lipscomb*	18	1-4	0-1	2-2	4	3	3	2	0	0	4
N23 Tennessee St.*	33	3-5	1-2	0-0	3	0	7	3	1	0	7
N25 Norfolk St.*	26	1-4	0-0	1-3	3	1	6	1	0	0	3
N28 Rutgers*	21	1-5	0-1	1-1	2	1	2	2	0	0	3
N29 Lasalle	17	1-4	0-0	0-0	1	1	4	2	0	0	2
D4 Baylor	23	1-7	0-2	2-5	1	2	3	2	0	1	4
D13 Purdue	20	2-4	0-1	3-6	1	1	6	1	0	0	7
D16 W. Carolina	18	1-3	0-0	4-4	3	2	5	4	0	0	6
D20 @Georgia Tech	20	1-5	0-1	1-2	6	0	6	2	0	0	3
D22 Penn*	24	2-3	1-2	0-0	6	2	7	6	1	1	5
D31 @Saint Louis*	22	1-2	1-1	0-0	1	0	4	1	0	0	3
J3 Yale*	46	6-15	0-2	3-4	3	2	8	1	0	1	15
J6 Auburn*	35	3-4	0-1	4-4	5	3	4	4	0	0	10
J10 @Arkansas*	24	2-5	0-0	0-0	1	0	1	5	0	0	4
J14 Georgia*	14	1-3	0-1	3-4	2	0	1	1	0	0	5
J17 @Miss. St.	19	1-2	0-0	0-0	1	1	0	2	0	0	2
J20 @Kentucky	17	1-3	0-0	0-0	0	2	4	2	0	0	2
J24 LSU	17	2-9	0-2	0-0	0	1	3	1	0	0	4
J27 @Georgia	18	1-3	1-2	2-2	2	2	1	1	0	0	5
J31 @Texas A&M	17	0-0	0-0	0-0	0	1	1	2	0	0	0
F3 Florida	12	1-3	0-2	0-0	2	1	0	4	0	0	2
F7 South Carolina	DNP										
F11 Tennessee											
F14 @Alabama											
F18 @Florida											
F21 Missouri											
F26 @Tennessee											
F28 Alabama											
M4 Miss. St.											
M7 @Ole Miss											

Mitchell's Overall Statistics at Vanderbilt

Year	GP	GS	Min	Avg	FG	FGA	Pct	3FG	3FGA	Pct	FT	FTA	Pct	Off	Def	Tot	Avg	PF	FO	Ast	TO	Blk	Stl	Pts	Avg
2014-15	22	11	490	22.3	34	98	.347	5	23	.217	29	41	.707	5	45	50	2.3	27	0	80	51	2	3	102	4.6
TOTAL	22	11	490	22.3	34	98	.347	5	23	.217	29	41	.707	5	45	50	2.3	27	0	80	51	2	3	102	4.6

Mitchell's SEC Statistics at Vanderbilt

Year	GP	GS	Min	Avg	FG	FGA	Pct	3FG	3FGA	Pct	FT	FTA	Pct	Off	Def	Tot	Avg	PF	FO	Ast	TO	Blk	Stl	Pts	Avg
2014-15	9	3	173	19.2	12	32	.375	1	8	.125	9	10	.900	2	11	13	1.4	11	0	15	22	0	0	34	3.8
TOTAL	9	3	173	19.2	12	32	.375	1	8	.125	9	10	.900	2	11	13	1.4	11	0	15	22	0	0	34	3.8



SHELBY MOATS

34

Senior, Forward
6'8" 221 lbs.
Waconia, Minn.
Waconia HS

SEASON HIGHS

Points: 6, vs. Trevecca (11/16/14)
FG Made: 3, vs. Trevecca (11/16/14)
FG Atts: 4, vs. Trevecca (11/16/14)
3FG Made:
3FG Atts: 1, vs. Tennessee State (11/23/14)
FT Made: 1, 2x last at Saint Louis (12/31/14)
FT Atts: 2, 2x last at Saint Louis (12/31/14)
Rebounds: 8, vs. Trevecca (11/16/14)
Assists: 1, vs. Trevecca (11/16/14)
Turnovers: 3, vs. Tennessee State (11/23/14)
Blocks:
Steals: 1, vs. Lipscomb (11/20/14)
Minutes: 17, vs. Trevecca (11/16/14)

CAREER HIGHS

Points: 9, vs. Kentucky (1/10/13)
FG Made: 4, vs. Kentucky (1/10/13)
FG Atts: 7, 2x, last vs. Kentucky (1/10/13)
3FG Made: 2, 2x, last at Missouri (2/19/14)
3FG Atts: 5, vs. Nicholls State (11/10/12)
FT Made: 3, vs. Butler (12/29/12)
FT Atts: 5, vs. Butler (12/29/12)
Rebounds: 10, vs. Kentucky (1/10/13)
Assists: 4, vs. Ole Miss (1/15/13)
Turnovers: 4, 2x, last at Butler (11/19/13)
Blocks: 2, 2x last vs. Austin Peay (12/17/13)
Steals: 2, 3x, last at LSU (1/18/14)
Minutes: 36, vs. Ole Miss (1/15/13)

MOATS NOTEBOOK

- ✦ Tallied six points and eight rebounds vs. Trevecca.
- ✦ Named to 2014 CoSida Academic All-District 2 team, graduated with degree in Economics in May of 2014. Currently in the Owen School of Business pursuing a master's degree in Finance.
- ✦ Played in all 31 games and started one as a junior in 2013-14...Averaged 1.5 points and 1.6 rebounds.
- ✦ Scored season high eight points at Missouri (2/19) and tied a career-high with two made threes in the game against the Tigers...Played season-high 21 minutes vs. Florida.
- ✦ Played in 31 games and made nine starts in 2012-13...Averaged 3.0 points and 2.9 rebounds.
- ✦ Scored career-high 10 points and had career-best nine rebounds vs. UK (1/10).
- ✦ Played 30 minutes in first collegiate start vs. Nicholls State - scored eight points and had two rebounds.
- ✦ Played career-high 36 minutes vs. Ole Miss in fifth career start - grabbed eight rebounds.
- ✦ Played in 16 games in 2011-12 as a true freshman and averaged 0.5 points and 0.9 rebounds per game.
- ✦ Had first two blocks of his collegiate career at Ole Miss (2/16/12).
- ✦ Made first career 3-pointer vs Monmouth (11/25); also added career-high six boards vs. Monmouth.
- ✦ Powerfully-built power forward who has excellent shooting touch from beyond-the-arc.
- ✦ Was the valedictorian of his Waconia High School senior class in 2011.
- ✦ Four-year varsity letterwinner in basketball, two-year captain, and a two-year letterman in football at Waconia
- ✦ Averaged 22 points and 12 rebounds in his senior year at Waconia and ended his career with 1,772 points and 985 rebounds.
- ✦ Majoring in Economics at Vanderbilt, scheduled to graduate in spring of 2014.
- ✦ Chose the Commodores over Washington State and Northwestern.

MOATS GAME-BY-GAME (SENIOR)

Opponent	M	FG-A	3P-A	FT-A	Reb	PF	A	T	B	S	PTS
N16 Trevecca	17	3-4	0-0	0-2	8	0	1	1	0	0	6
N20 Lipscomb	3	0-0	0-0	0-0	0	0	0	0	0	1	0
N23 Tennessee St.	12	1-3	0-1	1-1	0	4	0	3	0	0	3
N25 Norfolk St.	3	0-0	0-0	0-0	0	0	0	0	0	0	0
N28 Rutgers	0+	0-0	0-0	0-0	0	0	0	0	0	0	0
N29 Lasalle	DNP										
D4 Baylor	DNP										
D13 Purdue	DNP										
D16 W. Carolina	DNP										
D20 @Georgia Tech	DNP										
D22 Penn	DNP										
D31 @Saint Louis	1	0-0	0-0	1-2	1	0	0	0	0	0	1
J3 Yale	DNP										
J6 Auburn	2	0-0	0-0	0-0	0	0	0	0	0	0	0
J10 @Arkansas	DNP										
J14 Georgia	DNP										
J17 @Miss. St.	DNP										
J20 @Kentucky	DNP										
J24 LSU	DNP										
J27 @Georgia	DNP										
J31 @Texas A&M	DNP										
F3 Florida	DNP										
F7 South Carolina	0+	0-0	0-0	0-0	0	0	0	0	0	0	0
F11 Tennessee											
F14 @Alabama											
F18 @Florida											
F21 Missouri											
F26 @Tennessee											
F28 Alabama											
M4 Miss. St.											
M7 @Ole Miss											

Moats' Overall Statistics at Vanderbilt

Year	GP	GS	Min	Avg	FG	FGA	Pct	3FG	3FGA	Pct	FT	FTA	Pct	Off	Def	Tot	Avg	PF	FO	Ast	TO	Blk	Stl	Pts	Avg
2011-12	16	0	65	4.1	3	13	.231	2	11	.182	0	1	.000	3	12	15	0.9	8	0	5	6	3	1	8	0.5
2012-13	31	9	514	16.6	35	89	.393	11	38	.289	13	30	.433	38	52	90	2.9	67	2	23	21	2	10	94	3.0
2013-14	31	1	332	10.7	17	45	.378	7	26	.269	5	9	.556	14	36	50	1.6	45	0	9	21	2	7	46	1.5
2014-15	8	0	38	4.8	4	7	.571	0	1	.000	2	5	.400	4	5	9	1.1	4	0	1	4	0	1	10	1.3
TOTAL	84	10	946	11.3	59	153	.386	20	75	.267	20	45	.444	59	104	163	1.9	124	2	38	51	7	19	158	1.9

Moats' SEC Statistics at Vanderbilt

Year	GP	GS	Min	Avg	FG	FGA	Pct	3FG	3FGA	Pct	FT	FTA	Pct	Off	Def	Tot	Avg	PF	FO	Ast	TO	Blk	Stl	Pts	Avg
2011-12	7	0	16	2.3	0	2	.000	0	2	.000	0	0	.000	0	4	4	0.6	1	0	0	1	3	0	0	0.0
2012-13	16	5	241	15.1	18	37	.486	4	13	.308	3	10	.300	18	26	44	2.8	29	0	8	10	1	4	43	2.7
2013-14	18	0	200	11.1	10	26	.385	6	16	.375	5	6	.833	10	20	30	1.7	23	0	4	9	0	3	31	1.7
2014-15	2	0	2	1.0	0	0	.000	0	0	.000	0	0	.000	0	0	0	0.0	0	0	0	0	0	0	0	0.0
TOTAL	43	5	459	10.7	28	65	.431	10	31	.323	8	16	.500	28	50	78	1.8	53	0	12	20	4	7	74	1.7

**JEFF ROBERSON****11**Freshman, Forward
6'6" 206 lbs.
Houston, Texas
The Kinkaid School**SEASON HIGHS**

Points: 11, at Georgia (1/27/15)
FG Made: 4, 3x, last at Georgia (1/27/15)
FG Atts: 6, 3x, last at Georgia (1/27/15)
3FG Made: 2, 2x, last at Georgia (1/27/15)
3FG Atts: 2, 5x, last at Georgia (1/27/15)
FT Made: 4, vs. Auburn (1/6/14)
FT Atts: 6, 4x, last vs. South Carolina (2/7/15)
Rebounds: 8, 2x, last vs. Baylor (12/4/14)
Assists: 4, at Georgia (1/27/15)
Turnovers: 4, 2x, last vs. W. Carolina (12/16/14)
Blocks: 1, 5x, last vs. Auburn (1/6/14)
Steals: 2, vs. W. Carolina (12/16/14)
Minutes: 35, vs. La Salle (11/29/14)

CAREER HIGHS

Points: 11, at Georgia (1/27/15)
FG Made: 4, 3x, last at Georgia (1/27/15)
FG Atts: 6, 3x, last at Georgia (1/27/15)
3FG Made: 2, 2x, last at Georgia (1/27/15)
3FG Atts: 2, 5x, last at Georgia (1/27/15)
FT Made: 4, vs. Auburn (1/6/14)
FT Atts: 6, 4x, last vs. South Carolina (2/7/15)
Rebounds: 8, 2x, last vs. Baylor (12/4/14)
Assists: 4, at Georgia (1/27/15)
Turnovers: 4, 2x, last vs. W. Carolina (12/16/14)
Blocks: 1, 5x, last vs. Auburn (1/6/14)
Steals: 2, vs. W. Carolina (12/16/14)
Minutes: 35, vs. La Salle (11/29/14)

MISCELLANEOUS**ROBERSON NOTEBOOK**

- ✪ Tallied a career-high 11 points at Georgia - also added a career-high four assists.
- ✪ Scored eight points at Georgia Tech on 4-of-5 shooting; also scored eight points vs. Penn and 4-5 from floor.
- ✪ Made a career-high two threes in win over Purdue.
- ✪ Tied a career high with eight rebounds against Baylor.
- ✪ Played career-high 35 minutes vs. LaSalle and scored seven points and grabbed seven rebounds.
- ✪ Left The Kinkaid School as the school's all-time leading scorer with 1,743 points.
- ✪ Averaged 20.1 points, 9.2 rebounds, 2.0 assists, and 1.5 steals per game in his senior season at the Kinkaid School in Houston.
- ✪ Named a finalist for the Guy V. Lewis Award, which is given to the top high school player in the city of Houston.
- ✪ As a senior, Roberson shot 66.8% from the floor, 48% from three-point range, and 78% from the free throw line.
- ✪ Chose Vanderbilt over Georgia Tech, Saint Louis, and Harvard.

ROBERSON GAME-BY-GAME (FRESHMAN)

Opponent	M	FG-A	3P-A	FT-A	Reb	PF	A	T	B	S	PTS
N16 Trevecca*	18	2-4	1-2	3-6	6	3	0	2	1	0	8
N20 Lipscomb*	24	2-6	1-2	0-0	8	3	2	1	1	0	5
N23 Tennessee St.*	15	1-2	0-1	1-2	1	4	3	2	1	1	3
N25 Norfolk St.*	11	0-1	0-1	0-0	2	2	1	2	0	0	0
N28 Rutgers*	10	0-1	0-1	0-0	2	1	1	1	0	0	0
N29 LaSalle*	35	2-5	0-0	3-4	7	2	2	1	0	0	7
D4 Baylor*	22	0-1	0-1	2-2	8	2	2	4	0	0	2
D13 Purdue*	22	2-3	2-2	0-0	3	4	1	0	0	0	6
D16 W. Carolina*	19	1-1	1-1	0-0	3	1	0	4	0	2	3
D20 @Georgia Tech*	19	4-5	0-1	0-0	2	3	1	1	0	1	8
D22 Penn*	19	4-5	0-1	0-0	3	2	1	1	0	0	8
D31 @Saint Louis*	22	2-5	0-2	3-3	4	2	1	1	1	0	7
J3 Yale*	15	0-2	0-1	0-0	2	2	0	1	0	0	0
J6 Auburn*	28	1-6	0-1	4-6	3	1	0	1	1	1	6
J10 @Arkansas*	13	1-1	0-0	2-2	2	2	0	2	0	0	4
J14 Georgia*	12	2-2	1-1	0-0	3	2	2	2	0	0	5
J17 @Miss. St.*	12	1-4	0-0	0-0	2	4	0	1	0	0	2
J20 @Kentucky*	12	1-2	0-0	1-2	2	2	0	2	0	0	3
J24 LSU	23	2-5	1-3	1-2	5	2	0	3	0	0	6
J27 @Georgia*	26	4-6	2-2	1-2	3	4	4	2	0	1	11
J31 @Texas A&M*	25	1-5	0-1	2-2	7	5	1	1	1	0	4
F3 Florida*	32	3-4	0-0	2-6	4	3	3	1	0	1	8
F7 South Carolina*	33	0-2	0-0	3-6	7	3	1	0	0	0	3
F11 Tennessee											
F14 @Alabama											
F18 @1, Florida											
F21 Missouri											
F26 @Tennessee											
F28 Alabama											
M4 Miss. St.											
M7 @Ole Miss											

Roberson's Overall Statistics at Vanderbilt

Year	GP	GS	Min	Avg	FG	FGA	Pct	3FG	3FGA	Pct	FT	FTA	Pct	Off	Def	Tot	Avg	PF	FO	Ast	TO	Blk	Stl	Pts	Avg
2014-15	23	22	467	20.3	36	78	.462	9	24	.375	28	45	.622	28	56	84	3.7	59	1	26	36	6	7	109	4.7
TOTAL	23	22	467	20.3	36	78	.462	9	24	.375	28	45	.622	28	56	84	3.7	59	1	26	36	6	7	109	4.7

Roberson's SEC Statistics at Vanderbilt

Year	GP	GS	Min	Avg	FG	FGA	Pct	3FG	3FGA	Pct	FT	FTA	Pct	Off	Def	Tot	Avg	PF	FO	Ast	TO	Blk	Stl	Pts	Avg
2014-15	10	9	216	21.6	16	37	.432	4	8	.500	16	28	.571	16	22	38	3.8	28	1	11	15	2	3	52	5.2
TOTAL	10	9	216	21.6	16	37	.432	4	8	.500	16	28	.571	16	22	38	3.8	28	1	11	15	2	3	52	5.2

**JAMES SIAKAM****35**Senior, Forward
6'7" 225 lbs.
Douala, Cameroon
Brehm Prep (Ill.)**SEASON HIGHS**

Points: 20, vs. W. Carolina (12/16/14)
FG Made: 7, vs. Penn (12/22/14)
FG Atts: 8, 4x, last vs. Auburn (1/6/15)
3FG Made:
3FG Atts:
FT Made: 12, vs. W. Carolina (12/16/14)
FT Atts: 13, vs. W. Carolina (12/16/14)
Rebounds: 11, vs. Florida (2/3/15)
Assists: 4, at Saint Louis (12/31/14)
Turnovers: 4, vs. Rutgers (11/28/14)
Blocks: 5, vs. Florida (2/3/15)
Steals: 3, 2x, last at Texas A&M (1/31/14)
Minutes: 36, vs. Florida (2/3/15)

CAREER HIGHS

Points: 22, at Texas A&M (1/25/14)
FG Made: 7, 2x, last vs. Penn (12/22/14)
FG Atts: 10, 2x, last at Missouri (2/19/14)
3FG Made:
3FG Atts: 1, 4x, last vs. Missouri (1/16/14)
FT Made: 12, 2x, last vs. W. Carolina (12/16/14)
FT Atts: 14, vs. Texas A&M (2/15/14)
Rebounds: 13, vs. Lipscomb (11/15/13)
Assists: 4, 3x, last at Saint Louis (12/31/14)
Turnovers: 4, 2x, last vs. Rutgers (11/28/14)
Blocks: 5, 2x, last vs. Florida (2/3/15)
Steals: 4, vs. Saint Louis (12/30/13)
Minutes: 37, vs. Texas A&M (2/15/14)

MISCELLANEOUS

	2014-15	Career
Double-Digit Pts.	11	17
Double-Digit Reb.	3	7

SIKAM NOTEBOOK

- ✪ Posted second consecutive double-double with 16 points and 10 rebounds vs. South Carolina...Had 12 points and 11 rebounds in win over Florida - was 10-11 from free throw line
- ✪ Posted fourth career double-double vs. Auburn with team-high 14 points and 10 rebounds.
- ✪ Rebounding runs in the family - James is 27th in the country in offensive rebounding percentage, while his brother Pascal, who plays at New Mexico State, is ranked 18th in the same category.
- ✪ Leads team in field goal percentage at 65.6%.
- ✪ Played in all 31 games and started 28 in 2013-14.
- ✪ Averaged 7.2 points and 5.3 rebounds per game last year..Shot 58.9% from the floor, which led the team.
- ✪ Posted six games in double figures and had three double-doubles on the season, with two coming against Texas A&M.
- ✪ Scored a career-high 22 points and had 10 rebounds in win at Texas A&M (1/25) and had a 16-point, 10-rebound effort against the Aggies in Nashville (2/15)...In those two Commodore wins, he was also a combined 22-27 from the free throw line.
- ✪ Posted an 18-point, 13-rebound effort against Lipscomb (11/15)...His 13 rebounds was a new career-high.
- ✪ Also had 10 rebounds against Ole Miss in Nashville (1/22)...Posted new career-high in blocks with five at LSU (1/18).
- ✪ Played in 26 games in 2012-13 and made the first and only start of his career at Tennessee (1/29); averaged 2.0 points and 1.9 rebounds per contest.
- ✪ Played in 13 games in 2011-12, and averaged 0.5 points and 0.2 rebounds per game.
- ✪ Averaged 18 points, 10 rebounds, and five blocks per game for his Brehm (Ill.) Prep team.
- ✪ Chose the Commodores over Southern Illinois, Marquette, Illinois, Florida, Virginia, and UCLA.
- ✪ Advice to youngsters: "Work hard for whatever you want because nothing is free. Stay humble, and above all, put God first in any of your endeavors."

SIKAM GAME-BY-GAME (SENIOR)

Opponent	M	FG-A	3P-A	FT-A	Reb	PF	A	T	B	S	PTS
N16 Trevecca	DNP										
N20 Lipscomb	19	1-3	0-0	0-0	6	4	1	0	3	0	2
N23 Tennessee St.	9	0-1	0-0	1-2	2	1	0	2	0	0	1
N25 Norfolk St.	30	4-8	0-0	3-6	7	2	0	0	1	1	11
N28 Rutgers	20	5-8	0-0	0-1	6	2	1	4	1	0	10
N29 LaSalle	26	5-6	0-0	0-1	6	5	0	0	0	1	10
D4 Baylor	21	5-6	0-0	2-3	4	2	0	1	1	3	12
D13 Purdue	18	4-5	0-0	4-5	5	2	1	3	0	1	12
D16 W. Carolina	27	4-6	0-0	12-13	7	3	0	0	0	1	20
D20 @Georgia Tech	24	2-3	0-0	5-6	2	5	1	2	2	0	9
D22 Penn*	27	7-8	0-0	3-4	8	0	0	2	1	1	17
D31 @Saint Louis*	28	2-4	0-0	3-6	9	4	4	2	1	0	7
J3 Yale*	26	1-2	0-0	5-6	7	2	0	3	1	1	7
J6 Auburn*	29	5-8	0-0	4-4	10	4	1	0	2	0	14
J10 @Arkansas*	26	3-3	0-0	3-4	4	3	0	5	0	2	9
J14 Georgia*	15	2-2	0-0	0-0	5	4	1	3	0	1	4
J17 @Miss. St.	21	1-3	0-0	2-2	3	3	0	0	1	1	4
J20 @Kentucky	19	1-3	0-0	2-2	1	2	0	2	0	2	4
J24 LSU	14	0-1	0-0	2-2	5	5	0	2	1	2	2
J27 @Georgia	16	0-0	0-0	0-0	3	3	0	0	1	1	0
J31 @Texas A&M	24	3-5	0-0	5-8	3	3	1	0	1	3	11
F3 Florida*	36	1-1	0-0	10-11	11	2	2	1	5	1	12
F7 South Carolina*	30	5-7	0-0	6-7	10	1	0	2	2	2	16
F11 Tennessee											
F14 @Alabama											
F18 @Florida											
F21 Missouri											
F26 @Tennessee											
F28 Alabama											
M4 Miss. St.											

Siakam's Overall Statistics at Vanderbilt

Year	GP	GS	Min	Avg	FG	FGA	Pct	3FG	3FGA	Pct	FT	FTA	Pct	Off	Def	Tot	Avg	PF	FO	Ast	TO	Blk	Stl	Pts	Avg
2011-12	13	0	25	1.9	2	5	.400	0	0	.000	2	4	.500	1	1	2	0.2	3	0	0	1	1	0	6	0.5
2012-13	26	1	229	8.8	19	40	.475	0	1	.000	15	30	.500	27	23	50	1.9	30	0	7	16	7	7	53	2.0
2013-14	31	28	748	24.1	76	129	.589	0	4	.000	70	101	.693	71	93	164	5.3	104	5	36	40	41	28	222	7.2
2014-15	22	8	505	23.0	61	93	.656	0	0	.000	72	93	.774	54	70	124	5.6	62	3	13	34	24	24	194	8.8
TOTAL	91	37	1504	16.5	158	266	.594	0	5	.000	159	228	.697	153	187	340	3.7	199	8	56	91	72	59	475	5.2

Siakam's SEC Statistics at Vanderbilt

Year	GP	GS	Min	Avg	FG	FGA	Pct	3FG	3FGA	Pct	FT	FTA	Pct	Off	Def	Tot	Avg	PF	FO	Ast	TO	Blk	Stl	Pts	Avg
2011-12	6	0	9	1.5	2	2	1.000	0	0	.000	0	0	.000	1	1	2	0.3	3	0	0	0	0	0	4	0.7
2012-13	11	1	92	8.4	12	26	.462	0	1	.000	7	16	.438	13	12	25	2.3	11	0	3	6	3	3	31	2.8
2013-14	18	17	469	26.1	42	72	.583	0	2	.000	39	56	.696	45	56	101	5.6	63	4	20	25	29	15	123	6.8
2014-15	10	5	230	23.0	21	33	.636	0	0	.000	34	40	.850	20	35	55	5.5	30	1	5	15	13	15	76	7.6
TOTAL	45	23	800	17.8	77	133	.579	0	3	.000	80	112	.714	79	104	183	4.1	107	5	28	46	45	33	234	5.2

**NATHAN WATKINS****10**Junior, Guard
6'5" 195 lbs.
Brentwood, Tenn.
Ensworth School**SEASON HIGHS**

Points:
FG Made:
FG Atts:
3FG Made:
3FG Atts:
FT Made:
FT Atts:
Rebounds: 1, vs. Trevecca (11/16/14)
Assists:
Turnovers: 1, W. Carolina (12/16/14)
Blocks:
Steals:
Minutes: 3, vs. Penn (12/22/14)

CAREER HIGHS

Points: 7, at Auburn (2/22/14)
FG Made: 2, 2x, last vs. LSU (3/6/14)
FG Atts: 6, at Auburn (2/22/14)
3FG Made: 1, 2x, last vs. LSU (3/6/14)
3FG Atts: 5, at Auburn (2/22/14)
FT Made: 3, at Tennessee (3/1/14)
FT Atts: 4, at Tennessee (3/1/14)
Rebounds: 4, vs. Miss. State (3/12/14)
Assists:
Turnovers: 2, vs. Alabama A&M (12/15/12)
Blocks:
Steals: 1, at Mississippi State (2/23/13)
Minutes: 16, at Auburn (2/22/14)

WATKINS NOTEBOOK

- ✪ Walk-on guard from Brentwood, Tenn., who played at Ensworth School in Nashville.
- ✪ Played in nine games in 2013-14, including five out of the last six.
- ✪ Averaged 2.3 points and 0.9 rebounds per game.
- ✪ Scored the first point of his career against Northeastern (1/4).
- ✪ Played a career-high 16 minutes in a win at Auburn (2/22), where he helped contribute to the win with seven points and three rebounds.
- ✪ Scored six points at Tennessee (3/1)...Grabbed four rebounds vs. Miss. State (3/12) in the SEC Tournament.
- ✪ Averaged 13 points and five rebounds in his senior season at Ensworth, where he was team captain.
- ✪ In his junior and senior years, he was a part of two state and regional championship teams, and his Ensworth squad claimed the 2012 Naples Daily News Tournament Championship.
- ✪ Individually, he was named to the TSSAA State All-Tournament team and the Tennessee Prep Hoops All-Region team in his senior season, while also being named a finalist for the Moss-Oliver Award, an award the Nashville City Civitan Club presents annually to a girl and boy basketball player from a Nashville high school who excels in athletics, academics, school activities and community involvement.
- ✪ Undecided on major at Vanderbilt.
- ✪ Nickname is Swatkins.
- ✪ Advice to youngsters: "Never be satisfied with where you're at."

WATKINS GAME-BY-GAME (JUNIOR)

Opponent	M	FG-A	3P-A	FT-A	Reb	PF	A	T	B	S	PTS
N16 Trevecca	2	0-0	0-0	0-0	1	0	0	0	0	0	0
N20 Lipscomb	1	0-0	0-0	0-0	0	0	0	0	0	0	0
N23 Tennessee St.	2	0-0	0-0	0-0	0	1	0	0	0	0	0
N25 Norfolk St.	DNP										
N28 Rutgers	DNP										
N29 Lasalle	DNP										
D4 Baylor	DNP										
D13 Purdue	0+	0-0	0-0	0-0	0	0	0	0	0	0	0
D16 W. Carolina	2	0-0	0-0	0-0	0	1	0	1	0	0	0
D20 @Georgia Tech	DNP										
D22 Penn	3	0-0	0-0	0-0	0	0	0	0	0	0	0
D31 @Saint Louis	DNP										
J3 Yale	DNP										
J6 Auburn	DNP										
J10 @Arkansas	DNP										
J14 Georgia	DNP										
J17 @Miss. St.	DNP										
J20 @Kentucky	DNP										
J24 LSU	DNP										
J27 @Georgia	DNP										
J31 @Texas A&M	0+	0-0	0-0	0-0	0	0	0	0	0	0	0
F3 Florida	DNP										
F7 South Carolina	0+	0-0	0-0	0-0	0	0	0	0	0	0	0
F11 Tennessee											
F14 @Alabama											
F18 @Florida											
F21 Missouri											
F26 @Tennessee											
F28 Alabama											
M4 Miss. St.											
M7 @Ole Miss											

Watkins' Overall Statistics at Vanderbilt

Year	GP	GS	Min	Avg	FG	FGA	Pct	3FG	3FGA	Pct	FT	FTA	Pct	Off	Def	Tot	Avg	PF	FO	Ast	TO	Blk	Stl	Pts	Avg
2012-13	5	0	5	1.0	0	1	.000	0	1	.000	0	0	.000	0	1	1	0.2	0	0	0	2	0	1	0	0.0
2013-14	9	0	53	5.9	5	18	.278	3	15	.200	8	11	.727	2	6	8	0.9	3	0	0	4	0	0	21	2.3
2014-15	8	0	10	1.3	0	0	.000	0	0	.000	0	0	.000	0	1	1	0.1	2	0	0	1	0	0	0	0.0
TOTAL	22	0	68	3.1	5	19	.263	3	16	.188	8	11	.727	2	8	10	0.5	5	0	0	7	0	1	21	1.0

Watkins' SEC Statistics at Vanderbilt

Year	GP	GS	Min	Avg	FG	FGA	Pct	3FG	3FGA	Pct	FT	FTA	Pct	Off	Def	Tot	Avg	PF	FO	Ast	TO	Blk	Stl	Pts	Avg
2012-13	2	0	2	1.0	0	1	.000	0	1	.000	0	0	.000	0	0	0	0.0	0	0	0	0	0	1	0	0.0
2014-15	2	0	0	0.0	0	0	.000	0	0	.000	0	0	.000	0	0	0	0.0	0	0	0	0	0	0	0	0.0
TOTAL	9	0	41	4.6	5	17	.294	3	14	.214	7	8	.875	1	3	4	0.4	1	0	0	3	0	1	20	2.2

2014-15 Vanderbilt Basketball
Vanderbilt Combined Team Statistics (as of Feb 09, 2015)
All games

RECORD:	OVERALL	HOME	AWAY	NEUTRAL
ALL GAMES	13-10	11-3	1-6	1-1
CONFERENCE	3-7	3-2	0-5	0-0
NON-CONFERENCE	10-3	8-1	1-1	1-1

#	Player	gp-gs	min	avg	Total		3-Point		F-Throw		Rebounds								a	to	blk	stl	pts	avg
					fg-fga	fg%	3fg-fga	3fg%	ft-fa	ft%	off	def	tot	avg	pf	dq								
30	JONES, Damian	23-23	669	29.1	121-226	.535	1-5	.200	98-156	.628	52	100	152	6.6	58	0	20	52	44	18	341	14.8		
13	LACHANCE, Riley	23-23	766	33.3	99-217	.456	46-116	.397	51-59	.864	6	67	73	3.2	29	0	59	30	1	17	295	12.8		
35	SIKAM, James	22-8	505	23.0	61-93	.656	0-0	.000	72-93	.774	54	70	124	5.6	62	3	13	34	24	24	194	8.8		
03	KORNET, Luke	23-14	508	22.1	71-147	.483	30-84	.357	24-33	.727	22	63	85	3.7	53	0	20	27	23	7	196	8.5		
04	BALDWIN IV, Wade	23-12	610	26.5	58-137	.423	21-56	.375	44-55	.800	11	73	84	3.7	57	1	98	43	3	36	181	7.9		
05	FISHER-DAVIS, Matth	22-1	441	20.0	40-120	.333	36-90	.400	11-16	.688	10	34	44	2.0	35	0	23	15	4	9	127	5.8		
11	ROBERSON, Jeff	23-22	467	20.3	36-78	.462	9-24	.375	28-45	.622	28	56	84	3.7	59	1	26	36	6	7	109	4.7		
00	MITCHELL, Shelton	22-11	490	22.3	34-98	.347	5-23	.217	29-41	.707	5	45	50	2.3	27	0	80	51	2	3	102	4.6		
40	HENDERSON, Josh	18-1	142	7.9	18-34	.529	0-2	.000	8-11	.727	10	15	25	1.4	19	0	3	6	2	2	44	2.4		
34	MOATS, Shelby	8-0	38	4.8	4-7	.571	0-1	.000	2-5	.400	4	5	9	1.1	4	0	1	4	0	1	10	1.3		
12	MCGLOIN, Philip	3-0	3	1.0	0-1	.000	0-1	.000	0-0	.000	0	3	3	1.0	0	0	0	2	0	0	0	0.0		
10	WATKINS, Nathan	8-0	10	1.3	0-0	.000	0-0	.000	0-0	.000	0	1	1	0.1	2	0	0	1	0	0	0	0.0		
14	JOSEPHS, Carter	8-0	26	3.3	0-0	.000	0-0	.000	0-2	.000	0	2	2	0.3	3	0	4	3	0	0	0	0.0		
Team											33	29	62		1		13							
Total.....		23	4675		542-1158	.468	148-402	.368	367-516	.711	235	563	798	34.7	409	5	347	317	109	124	1599	69.5		
Opponents.....		23	4675		508-1258	.404	138-407	.339	301-451	.667	266	455	721	31.3	452	-	256	283	69	155	1455	63.3		

TEAM STATISTICS	VU	OPP	Date	Opponent	Score	Att.
SCORING	1599	1455	11/16/14	TREVECCA	w 83-56	7581
Points per game	69.5	63.3	11/20/14	LIPSCOMB	w 72-62	8415
Scoring margin	+6.3	-	+ 11/23/14	TENNESSEE STATE	w 78-46	7446
FIELD GOALS-ATT	542-1158	508-1258	+ 11/25/14	NORFOLK STATE	w 63-53	7504
Field goal pct	.468	.404	# 11/28/14	vs Rutgers	L 65-68	4118
3 POINT FG-ATT	148-402	138-407	# 11/29/14	vs La Salle	w 68-55	4244
3-point FG pct	.368	.339	! 12/04/14	BAYLOR	L 63-66	7740
3-pt FG made per game	6.4	6.0	12/13/14	PURDUE	w 81-71	9565
FREE THROWS-ATT	367-516	301-451	12/16/14	WESTERN CAROLINA	w 99-79	7504
Free throw pct	.711	.667	12/20/14	at Georgia Tech	L 60-65	6081
F-Throws made per game	16.0	13.1	12/22/14	PENN	w 79-50	8084
REBOUNDS	798	721	12/31/14	at Saint Louis	w 70-55	8194
Rebounds per game	34.7	31.3	01/03/15	YALE	Ww2 79-74	10103
Rebounding margin	+3.3	-	* 01/06/15	AUBURN	w 64-52	10502
ASSISTS	347	256	* 01/10/15	at Arkansas	L 70-82	17238
Assists per game	15.1	11.1	* 01/14/15	GEORGIA	L 67-70	9203
TURNOVERS	317	283	* 01-17-15	at Mississippi State	L 54-57	6568
Turnovers per game	13.8	12.3	* 01/20/15	at Kentucky	L 57-65	24249
Turnover margin	-1.5	-	* 01/24/15	LSU	Lot 75-79	9392
Assist/turnover ratio	1.1	0.9	* 01/27/15	at Georgia	L 62-70	7091
STEALS	124	155	* 01/31/15	at Texas A&M	L 58-69	12722
Steals per game	5.4	6.7	* 02/03/15	FLORIDA	w 67-61	9815
BLOCKS	109	69	* 02/07/15	SOUTH CAROLINA	w 65-50	9259
Blocks per game	4.7	3.0				
ATTENDANCE	122113	90505				
Home games-Avg/Game	14-8722	7-11735				
Neutral site-Avg/Game	-	2-4181				

+ = Barclays Center Classic, Nashville, Tenn.
= Barclays Center Classic, Brooklyn, N.Y.
! = SEC/Big 12 Challenge
* = Conference game

Score by Periods	1st	2nd	OT	OT2	Totals
Vanderbilt	722	851	14	12	1599
Opponents	654	776	18	7	1455

2014-15 Vanderbilt Basketball
Vanderbilt Combined Team Statistics (as of Feb 09, 2015)
Conference games

RECORD:	OVERALL	HOME	AWAY	NEUTRAL
ALL GAMES	3-7	3-2	0-5	0-0
CONFERENCE	3-7	3-2	0-5	0-0
NON-CONFERENCE	0-0	0-0	0-0	0-0

##	Player	gp-gs	min	avg	Total		3-Point		F-Throw		Rebounds				pf	dq	a	to	blk	stl	pts	avg
					fg-fga	fg%	3fg-fga	3fg%	ft-fa	ft%	off	def	tot	avg								
13	LACHANCE, Riley	10-10	337	33.7	41-99	.414	19-51	.373	24-29	.828	4	32	36	3.6	19	0	25	17	0	7	125	12.5
30	JONES, Damian	10-10	304	30.4	48-97	.495	0-1	.000	29-58	.500	22	38	60	6.0	25	0	7	21	20	9	125	12.5
03	KORNET, Luke	10-4	223	22.3	30-74	.405	12-44	.273	9-11	.818	7	24	31	3.1	21	0	12	10	6	5	81	8.1
04	BALDWIN IV, Wade	10-7	280	28.0	25-70	.357	10-30	.333	21-26	.808	8	29	37	3.7	28	0	41	23	2	20	81	8.1
35	SIAMAM, James	10-5	230	23.0	21-33	.636	0-0	.000	34-40	.850	20	35	55	5.5	30	1	5	15	13	15	76	7.6
05	FISHER-DAVIS, Matth	10-1	199	19.9	18-56	.321	17-43	.395	3-6	.500	5	14	19	1.9	14	0	10	11	2	4	56	5.6
11	ROBERSON, Jeff	10-9	216	21.6	16-37	.432	4-8	.500	16-28	.571	16	22	38	3.8	28	1	11	15	2	3	52	5.2
00	MITCHELL, Shelton	9-3	173	19.2	12-32	.375	1-8	.125	9-10	.900	2	11	13	1.4	11	0	15	22	0	0	34	3.8
40	HENDERSON, Josh	6-1	48	8.0	4-12	.333	0-1	.000	1-1	1.000	2	1	3	0.5	5	0	2	1	1	1	9	1.5
14	JOSEPHS, Carter	2-0	13	6.5	0-0	.000	0-0	.000	0-0	.000	0	1	1	0.5	2	0	4	0	0	0	0	0.0
10	WATKINS, Nathan	2-0	0	0.0	0-0	.000	0-0	.000	0-0	.000	0	0	0	0.0	0	0	0	0	0	0	0	0.0
12	MCGLOIN, Philip	1-0	0	0.0	0-0	.000	0-0	.000	0-0	.000	0	1	1	1.0	0	0	0	0	0	0	0	0.0
34	MOATS, Shelby	2-0	2	1.0	0-0	.000	0-0	.000	0-0	.000	0	0	0	0.0	0	0	0	0	0	0	0	0.0
Team											20	15	35				7					
Total.....		10	2025		215-510	.422	63-186	.339	146-209	.699	106	223	329	32.9	183	2	132	142	46	64	639	63.9
Opponents.....		10	2025		217-507	.428	62-152	.408	159-227	.700	102	216	318	31.8	182	-	114	131	42	77	655	65.5

TEAM STATISTICS	VU	OPP
SCORING	639	655
Points per game	63.9	65.5
Scoring margin	-1.6	-
FIELD GOALS-ATT	215-510	217-507
Field goal pct	.422	.428
3 POINT FG-ATT	63-186	62-152
3-point FG pct	.339	.408
3-pt FG made per game	6.3	6.2
FREE THROWS-ATT	146-209	159-227
Free throw pct	.699	.700
F-Throws made per game	14.6	15.9
REBOUNDS	329	318
Rebounds per game	32.9	31.8
Rebounding margin	+1.1	-
ASSISTS	132	114
Assists per game	13.2	11.4
TURNOVERS	142	131
Turnovers per game	14.2	13.1
Turnover margin	-1.1	-
Assist/turnover ratio	0.9	0.9
STEALS	64	77
Steals per game	6.4	7.7
BLOCKS	46	42
Blocks per game	4.6	4.2
ATTENDANCE	48171	67868
Home games-Avg/Game	5-9634	5-13574
Neutral site-Avg/Game	-	0-0

Date	Opponent		Score	Att.
* 01/06/15	AUBURN	W	64-52	10502
* 01/10/15	at Arkansas	L	70-82	17238
* 01/14/15	GEORGIA	L	67-70	9203
* 01-17-15	at Mississippi State	L	54-57	6568
* 01/20/15	at Kentucky	L	57-65	24249
* 01/24/15	LSU	Lot	75-79	9392
* 01/27/15	at Georgia	L	62-70	7091
* 01/31/15	at Texas A&M	L	58-69	12722
* 02/03/15	FLORIDA	W	67-61	9815
* 02/07/15	SOUTH CAROLINA	W	65-50	9259

+ = Barclays Center Classic, Nashville, Tenn.

= Barclays Center Classic, Brooklyn, N.Y.

! = SEC/Big 12 Challenge

* = Conference game

Score by Periods	1st	2nd	OT	Totals
Vanderbilt	273	360	6	639
Opponents	286	359	10	655

2014-15 Vanderbilt Basketball
Vanderbilt Team Game-by-Game (as of Feb 09, 2015)
All games

TEAM STATISTICS

Opponent	Date	Score		Total		3-Pointers		Free throws		Rebounds				pf	a	t/o	blk	stl	pts	avg
				fg-fga	pct	3fg-fga	pct	ft-fta	pct	off	def	tot	avg							
TREVECCA	11/16/14	83-56	W	28-56	.500	6-22	.273	21-35	.600	15	38	53	53.0	15	15	16	9	2	83	83.0
LIPSCOMB	11/20/14	72-62	W	27-59	.458	7-15	.467	11-18	.611	13	30	43	48.0	22	19	11	8	5	72	77.5
TENNESSEE STATE	11/23/14	78-46	W	28-46	.609	9-19	.474	13-18	.722	7	33	40	45.3	17	24	17	6	2	78	77.7
NORFOLK STATE	11/25/14	63-53	W	22-50	.440	9-22	.409	10-18	.556	8	26	34	42.5	19	19	9	4	5	63	74.0
vs Rutgers	11/28/14	65-68	L	24-50	.480	8-17	.471	9-14	.643	10	22	32	40.4	18	19	14	2	3	65	72.2
vs La Salle	11/29/14	68-55	W	26-48	.542	4-11	.364	12-16	.750	8	23	31	38.8	13	14	7	0	5	68	71.5
BAYLOR	12/04/14	63-66	L	21-48	.438	3-17	.176	18-23	.783	10	20	30	37.6	17	11	14	6	8	63	70.3
PURDUE	12/13/14	81-71	W	28-48	.583	9-14	.643	16-23	.696	7	18	25	36.0	21	17	14	4	4	81	71.6
WESTERN CAROLINA	12/16/14	99-79	W	26-47	.553	9-19	.474	38-43	.884	13	21	34	35.8	21	15	18	4	5	99	74.7
at Georgia Tech	12/20/14	60-65	L	21-45	.467	3-15	.200	15-20	.750	8	22	30	35.2	16	13	13	6	3	60	73.2
PENN	12/22/14	79-50	W	28-49	.571	5-12	.417	18-25	.720	10	29	39	35.5	13	17	16	4	9	79	73.7
at Saint Louis	12/31/14	70-55	W	25-46	.543	6-11	.545	14-20	.700	9	30	39	35.8	18	18	14	5	3	70	73.4
YALE	01/03/15	79-74	Wot	23-56	.411	7-22	.318	26-34	.765	11	28	39	36.1	16	14	12	5	6	79	73.8
AUBURN	01/06/15	64-52	W	20-46	.435	4-13	.308	20-25	.800	12	35	47	36.9	17	11	19	8	2	64	73.1
at Arkansas	01/10/15	70-82	L	26-50	.520	6-14	.429	12-15	.800	8	19	27	36.2	18	12	22	2	2	70	72.9
GEORGIA	01/14/15	67-70	L	23-56	.411	9-27	.333	12-18	.667	12	24	36	36.2	16	16	11	3	5	67	72.6
at Mississippi State	01-17-15	54-57	L	20-52	.385	5-20	.250	9-17	.529	10	18	28	35.7	22	8	7	2	8	54	71.5
at Kentucky	01/20/15	57-65	L	22-53	.415	7-18	.389	6-12	.500	9	21	30	35.4	19	11	16	3	6	57	70.7
LSU	01/24/15	75-79	Lot	27-63	.429	7-23	.304	14-17	.824	12	24	36	35.4	20	18	16	7	9	75	70.9
at Georgia	01/27/15	62-70	L	21-58	.362	8-22	.364	12-17	.706	14	13	27	35.0	22	12	7	3	8	62	70.4
at Texas A&M	01/31/15	58-69	L	21-50	.420	6-16	.375	10-17	.588	6	17	23	34.4	19	17	16	6	10	58	69.9
FLORIDA	02/03/15	67-61	W	16-40	.400	6-16	.375	29-42	.690	13	29	42	34.8	16	12	18	9	6	67	69.7
SOUTH CAROLINA	02/07/15	65-50	W	19-42	.452	5-17	.294	22-29	.759	10	23	33	34.7	14	15	10	3	8	65	69.5
Vanderbilt		1599		542-1158	.468	148-402	.368	367-516	.711	235	563	798	34.7	409	347	317	109	124	1599	69.5
Opponents		1455		508-1258	.404	138-407	.339	301-451	.667	266	455	721	31.3	452	256	283	69	155	1455	63.3

Games played: 23
Points/game: 69.5
FG Pct: 46.8
3FG Pct: 36.8
FT Pct: 71.1

Rebounds/game: 34.7
Assists/game: 15.1
Turnovers/game: 13.8
Assist/turnover ratio: 1.1
Steals/game: 5.4
Blocks/game: 4.7

2014-15 Vanderbilt Basketball
Vanderbilt Opponent Game-by-Game (as of Feb 09, 2015)
All games

OPPONENT STATISTICS

Opponent	Date	Score		Total		3-Pointers		Free throws		Rebounds				pf	a	t/o	blk	stl	pts	avg
				fg-fga	pct	3fg-fga	pct	ft-fta	pct	off	def	tot	avg							
TREVECCA	11/16/14	83-56	W	19-65	.292	6-19	.316	12-16	.750	10	19	29	29.0	25	9	12	1	12	56	56.0
LIPSCOMB	11/20/14	72-62	W	19-57	.333	7-28	.250	17-26	.654	14	23	37	33.0	19	7	9	6	4	62	59.0
TENNESSEE STATE	11/23/14	78-46	W	17-52	.327	2-12	.167	10-23	.435	10	13	23	29.7	17	6	13	0	7	46	54.7
NORFOLK STATE	11/25/14	63-53	W	18-56	.321	3-19	.158	14-19	.737	14	28	42	32.8	21	7	11	3	3	53	54.2
vs Rutgers	11/28/14	65-68	L	24-61	.393	7-23	.304	13-19	.684	18	20	38	33.8	16	13	8	1	7	68	57.0
vs La Salle	11/29/14	68-55	W	22-51	.431	4-14	.286	7-11	.636	10	16	26	32.5	19	11	10	0	3	55	56.7
BAYLOR	12/04/14	63-66	L	24-53	.453	10-18	.556	8-14	.571	13	20	33	32.6	20	15	14	3	7	66	58.0
PURDUE	12/13/14	81-71	W	26-55	.473	3-11	.273	16-23	.696	13	16	29	32.1	23	7	12	5	5	71	59.6
WESTERN CAROLINA	12/16/14	99-79	W	30-57	.526	8-17	.471	11-17	.647	8	10	18	30.6	26	16	14	2	11	79	61.8
at Georgia Tech	12/20/14	60-65	L	26-67	.388	4-22	.182	9-13	.692	20	19	39	31.4	18	14	7	2	6	65	62.1
PENN	12/22/14	79-50	W	19-55	.345	5-19	.263	7-13	.538	10	14	24	30.7	21	9	17	2	7	50	61.0
at Saint Louis	12/31/14	70-55	W	20-55	.364	7-24	.292	8-16	.500	10	16	26	30.3	19	14	8	0	4	55	60.5
YALE	01/03/15	79-74	Wot	27-67	.403	10-29	.345	10-14	.714	14	25	39	31.0	26	14	17	2	2	74	61.5
AUBURN	01/06/15	64-52	W	18-59	.305	7-21	.333	9-18	.500	10	17	27	30.7	21	10	9	3	10	52	60.9
at Arkansas	01/10/15	70-82	L	28-59	.475	5-14	.357	21-28	.750	15	18	33	30.9	17	12	11	5	13	82	62.3
GEORGIA	01/14/15	67-70	L	22-45	.489	10-17	.588	16-24	.667	4	23	27	30.6	17	13	11	5	6	70	62.8
at Mississippi State	01-17-15	54-57	L	17-44	.386	3-12	.250	20-27	.741	14	27	41	31.2	16	6	17	3	5	57	62.4
at Kentucky	01/20/15	57-65	L	20-46	.435	4-6	.667	21-32	.656	10	23	33	31.3	14	13	13	11	8	65	62.6
LSU	01/24/15	75-79	Lot	30-64	.469	6-15	.400	13-23	.565	18	24	42	31.9	15	13	19	2	6	79	63.4
at Georgia	01/27/15	62-70	L	19-43	.442	9-17	.529	23-25	.920	12	25	37	32.2	17	11	16	7	5	70	63.8
at Texas A&M	01/31/15	58-69	L	25-47	.532	7-12	.583	12-21	.571	6	26	32	32.1	16	19	15	3	10	69	64.0
FLORIDA	02/03/15	67-61	W	21-57	.368	6-19	.316	13-16	.813	9	17	26	31.9	26	7	8	2	10	61	63.9
SOUTH CAROLINA	02/07/15	65-50	W	17-43	.395	5-19	.263	11-13	.846	4	16	20	31.3	23	10	12	1	4	50	63.3
Opponents		1455		508-1258	.404	138-407	.339	301-451	.667	266	455	721	31.3	452	256	283	69	155	1455	63.3
Vanderbilt		1599		542-1158	.468	148-402	.368	367-516	.711	235	563	798	34.7	409	347	317	109	124	1599	69.5

Games played: 23
Points/game: 63.3
FG Pct: 40.4
3FG Pct: 33.9
FT Pct: 66.7

Rebounds/game: 31.3
Assists/game: 11.1
Turnovers/game: 12.3
Assist/turnover ratio: 0.9
Steals/game: 6.7
Blocks/game: 3.0

2014-15 Vanderbilt Basketball
Vanderbilt Points-Rebounds-Assists (as of Feb 09, 2015)
All games

Opponent	Date	Score		00	03	04	05	10	11	12
				MITCHELL,S	KORNET,LUK	BALDWIN IV	FISHER-DAV	WATKINS,NA	ROBERSON,J	MCGLOIN,PH
TREVECCA	11/16/14	83-56	w	6-3-4	10-10-0	9-3-3	5-2-3	0-1-0	8-6-0	DNP
LIPSCOMB	11/20/14	72-62	w	4-4-3	11-3-0	11-7-5	6-1-1	0-0-0	5-8-2	DNP
TENNESSEE STATE	11/23/14	78-46	w	7-3-7	24-7-1	8-5-10	3-2-3	0-0-0	3-1-3	DNP
NORFOLK STATE	11/25/14	63-53	w	3-3-6	5-1-0	13-6-6	11-3-1	DNP	0-2-1	DNP
vs Rutgers	11/28/14	65-68	L	3-2-2	14-3-1	3-5-9	5-2-0	DNP	0-2-1	DNP
vs La Salle	11/29/14	68-55	w	2-1-4	10-2-0	9-4-4	DNP	DNP	7-7-2	DNP
BAYLOR	12/04/14	63-66	L	4-1-3	13-8-1	9-3-2	0-1-0	DNP	2-3-2	DNP
PURDUE	12/13/14	81-71	w	7-1-6	0-2-0	3-3-6	9-3-1	0-0-0	6-3-1	0-0-0
WESTERN CAROLINA	12/16/14	99-79	w	6-3-5	9-4-4	8-2-2	9-2-0	0-0-0	3-3-0	DNP
at Georgia Tech	12/20/14	60-65	L	3-6-6	0-3-1	3-1-3	3-2-0	DNP	8-2-1	DNP
PENN	12/22/14	79-50	w	5-6-7	6-2-0	16-2-3	5-2-2	0-0-0	8-3-1	0-2-0
at Saint Louis	12/31/14	70-55	w	3-1-4	3-3-0	8-5-4	3-1-1	DNP	7-4-1	DNP
YALE	01/03/15	79-74	w	15-3-8	10-6-0	0-1-0	12-4-1	DNP	0-2-0	DNP
AUBURN	01/06/15	64-52	w	10-5-4	7-10-0	3-2-2	0-3-1	DNP	6-3-0	DNP
at Arkansas	01/10/15	70-82	L	4-1-1	11-1-2	4-3-3	14-3-0	DNP	4-2-0	DNP
GEORGIA	01/14/15	67-70	L	5-2-1	8-6-3	8-5-5	6-2-0	DNP	5-3-2	DNP
at Mississippi State	01-17-15	54-57	L	2-1-0	5-1-0	2-2-7	6-0-0	DNP	2-2-0	DNP
at Kentucky	01/20/15	57-65	L	2-0-4	0-0-0	4-9-4	13-2-1	DNP	3-2-0	DNP
LSU	01/24/15	75-79	L	4-0-3	22-6-1	18-4-4	0-1-3	DNP	6-5-0	DNP
at Georgia	01/27/15	62-70	L	5-2-1	11-2-0	7-2-4	9-5-1	DNP	11-3-4	DNP
at Texas A&M	01/31/15	58-69	L	0-0-1	10-1-1	12-2-5	3-0-3	0-0-0	4-7-1	DNP
FLORIDA	02/03/15	67-61	w	2-2-0	2-1-1	11-5-5	4-0-0	DNP	8-4-3	DNP
SOUTH CAROLINA	02/07/15	65-50	w	DNP	5-3-4	12-3-2	1-3-1	0-0-0	3-7-1	0-1-0

Opponent	Date	Score		13	14	30	34	35	40
				LACHANCE,R	JOSEPHS,CA	JONES,DAMI	MOATS,SHEL	SIAKAM,JAM	HENDERSON,
TREVECCA	11/16/14	83-56	w	13-2-2	0-1-0	24-12-2	6-8-1	DNP	2-5-0
LIPSCOMB	11/20/14	72-62	w	9-5-6	0-0-0	21-6-1	0-0-0	2-6-1	3-2-0
TENNESSEE STATE	11/23/14	78-46	w	13-4-0	0-0-0	13-8-0	3-0-0	1-2-0	3-6-0
NORFOLK STATE	11/25/14	63-53	w	12-1-2	DNP	6-7-2	0-0-0	11-7-0	2-0-1
vs Rutgers	11/28/14	65-68	L	7-3-3	DNP	23-6-2	0-0-0	10-6-1	0-0-0
vs La Salle	11/29/14	68-55	w	14-2-3	DNP	16-7-1	DNP	10-6-0	0-1-0
BAYLOR	12/04/14	63-66	L	2-0-3	DNP	21-9-0	DNP	12-4-0	DNP
PURDUE	12/13/14	81-71	w	26-1-2	DNP	15-5-0	DNP	12-5-1	3-0-0
WESTERN CAROLINA	12/16/14	99-79	w	26-4-3	0-0-0	16-5-1	DNP	20-7-0	2-1-0
at Georgia Tech	12/20/14	60-65	L	10-1-1	DNP	12-7-0	DNP	9-2-1	12-3-0
PENN	12/22/14	79-50	w	5-1-4	0-0-0	15-6-0	DNP	17-8-0	2-4-0
at Saint Louis	12/31/14	70-55	w	19-7-4	0-0-0	15-6-0	1-1-0	7-9-4	4-0-0
YALE	01/03/15	79-74	w	14-6-1	DNP	19-8-4	DNP	7-7-0	2-0-0
AUBURN	01/06/15	64-52	w	13-4-1	DNP	11-8-2	0-0-0	14-10-1	DNP
at Arkansas	01/10/15	70-82	L	10-4-5	DNP	14-7-1	DNP	9-4-0	DNP
GEORGIA	01/14/15	67-70	L	21-4-2	DNP	10-7-2	DNP	4-5-1	0-0-0
at Mississippi State	01-17-15	54-57	L	12-5-1	DNP	21-8-0	DNP	4-3-0	0-0-0
at Kentucky	01/20/15	57-65	L	16-3-1	DNP	11-7-0	DNP	4-1-0	4-1-1
LSU	01/24/15	75-79	L	8-5-6	DNP	13-6-0	DNP	2-5-0	2-2-1
at Georgia	01/27/15	62-70	L	0-0-2	DNP	16-5-0	DNP	0-3-0	3-0-0
at Texas A&M	01/31/15	58-69	L	11-2-5	0-0-0	7-3-0	DNP	11-3-1	DNP
FLORIDA	02/03/15	67-61	w	15-6-0	DNP	13-7-1	DNP	12-11-2	DNP
SOUTH CAROLINA	02/07/15	65-50	w	19-3-2	0-1-4	9-2-1	0-0-0	16-10-0	0-0-0

2014-15 Vanderbilt Basketball
Vanderbilt Game-by-Game Highs (as of Feb 09, 2015)
All games

Opponent	Date	Score	Points	Rebounds	Assists	Steals	Blocked shots
TREVECCA	11/16/14	83-56	24-JONES, Damian	12-JONES, Damian	4-MITCHELL, Shelton	1-JONES, Damian BALDWIN IV, Wade	4-KORNET, Luke JONES, Damian
LIPSCOMB	11/20/14	72-62	21-JONES, Damian	8-ROBERSON, Jeff	6-LACHANCE, Riley	3-BALDWIN IV, Wade	3-SIAKAM, James
TENNESSEE STATE	11/23/14	78-46	24-KORNET, Luke	8-JONES, Damian	10-BALDWIN IV, Wade	1-ROBERSON, Jeff FISHER-DAVIS, Matt	2-JONES, Damian KORNET, Luke
NORFOLK STATE	11/25/14	63-53	13-BALDWIN IV, Wade	7-JONES, Damian SIAKAM, James	6-BALDWIN IV, Wade MITCHELL, Shelton	2-BALDWIN IV, Wade	3-JONES, Damian
vs Rutgers	11/28/14	65-68	23-JONES, Damian	6-JONES, Damian SIAKAM, James	9-BALDWIN IV, Wade	2-BALDWIN IV, Wade	1-JONES, Damian SIAKAM, James
vs La Salle	11/29/14	68-55	16-JONES, Damian	7-JONES, Damian ROBERSON, Jeff	4-MITCHELL, Shelton BALDWIN IV, Wade	2-BALDWIN IV, Wade	None
BAYLOR	12/04/14	63-66	21-JONES, Damian	9-JONES, Damian	3-LACHANCE, Riley MITCHELL, Shelton	3-SIAKAM, James	3-KORNET, Luke
PURDUE	12/13/14	81-71	26-LACHANCE, Riley	5-JONES, Damian SIAKAM, James	6-BALDWIN IV, Wade MITCHELL, Shelton	1-SIAKAM, James BALDWIN IV, Wade JONES, Damian HENDERSON, Josh	2-KORNET, Luke JONES, Damian
WESTERN CAROLINA at Georgia Tech	12/16/14	99-79	26-LACHANCE, Riley	7-SIAKAM, James	5-MITCHELL, Shelton	2-ROBERSON, Jeff	2-KORNET, Luke
	12/20/14	60-65	12-HENDERSON, Jos JONES, Damian	7-JONES, Damian	6-MITCHELL, Shelton	1-JONES, Damian BALDWIN IV, Wade ROBERSON, Jeff	2-JONES, Damian SIAKAM, James
PENN at Saint Louis	12/22/14	79-50	17-SIAKAM, James	8-SIAKAM, James	7-MITCHELL, Shelton	5-LACHANCE, Riley	2-JONES, Damian
	12/31/14	70-55	19-LACHANCE, Riley	9-SIAKAM, James	4-BALDWIN IV, Wade SIAKAM, James MITCHELL, Shelton LACHANCE, Riley	2-BALDWIN IV, Wade	2-JONES, Damian
YALE	01/03/15	79-74	19-JONES, Damian	8-JONES, Damian	8-MITCHELL, Shelton	1-FISHER-DAVIS, M JONES, Damian LACHANCE, Riley KORNET, Luke SIAKAM, James MITCHELL, Shelton	3-JONES, Damian
AUBURN	01/06/15	64-52	14-SIAKAM, James	10-KORNET, Luke SIAKAM, James	4-MITCHELL, Shelton	1-FISHER-DAVIS, M ROBERSON, Jeff	3-JONES, Damian
at Arkansas	01/10/15	70-82	14-JONES, Damian FISHER-DAVIS, Matt	7-JONES, Damian	5-LACHANCE, Riley	2-SIAKAM, James	1-KORNET, Luke BALDWIN IV, Wade
GEORGIA at Mississippi State	01/14/15	67-70	21-LACHANCE, Riley	7-JONES, Damian	5-BALDWIN IV, Wade	4-BALDWIN IV, Wade	2-JONES, Damian
	01-17-15	54-57	21-JONES, Damian	8-JONES, Damian	7-BALDWIN IV, Wade	4-BALDWIN IV, Wade	1-SIAKAM, James KORNET, Luke
at Kentucky	01/20/15	57-65	16-LACHANCE, Riley	9-BALDWIN IV, Wade	4-MITCHELL, Shelton BALDWIN IV, Wade	2-SIAKAM, James JONES, Damian	3-JONES, Damian
LSU	01/24/15	75-79	22-KORNET, Luke	6-KORNET, Luke JONES, Damian	6-LACHANCE, Riley	3-JONES, Damian	2-JONES, Damian
at Georgia	01/27/15	62-70	16-JONES, Damian	5-JONES, Damian FISHER-DAVIS, Matt	4-BALDWIN IV, Wade ROBERSON, Jeff	3-BALDWIN IV, Wade	1-KORNET, Luke SIAKAM, James JONES, Damian
at Texas A&M	01/31/15	58-69	12-BALDWIN IV, Wade	7-ROBERSON, Jeff	5-BALDWIN IV, Wade LACHANCE, Riley	3-LACHANCE, Riley SIAKAM, James	4-JONES, Damian
FLORIDA	02/03/15	67-61	15-LACHANCE, Riley	11-SIAKAM, James	5-BALDWIN IV, Wade	3-BALDWIN IV, Wade	5-SIAKAM, James
SOUTH CAROLINA	02/07/15	65-50	19-LACHANCE, Riley	10-SIAKAM, James	4-JOSEPHS, Carter KORNET, Luke	3-LACHANCE, Riley	2-SIAKAM, James