



### Vanderbilt Athletic Communications

2601 Jess Neely Drive, Nashville, TN 37212

phone: 615-322-4121

www.vucommodores.com

### VANDERBILT SCHEDULE/RESULTS

#### NOVEMBER

Date	VU	Opp	Opponent	Time/Result	TV/Rec.
Nov. 6	-	-	Winthrop	W, 92-79	1-0
Nov. 11	-	-	USC	W, 82-78	2-0
Nov. 16	RV	-	Alcorn State	W, 79-54	3-0
Nov. 19	RV	-	Liberty	W, 79-70	4-0
Nov. 23	RV	-	Kent State	L, 75-77	4-1
Nov. 27	-	-	Savannah St.	W, 120-85	5-1

#### DECEMBER

Date	VU	Opp	Opponent	Time	TV/Rec.
Dec. 1	-	-	N.C. State	L, 65-80	5-2
Dec. 5	-	-	Middle Tenn.	W, 79-51	6-2
Dec. 17	-	18/19	Arizona St.	W, 81-65	7-2
Dec. 22	-	-	Kansas St.	L, 58-69	7-3
Dec. 29	-	-	Tenn. St.	12:30 pm	SECN+
Dec. 31	-	-	UNC Asheville	1 pm	SECN+

#### JANUARY

Date	VU	Opp	Opponent	Time	TV/Rec.
Jan. 5	-	-	Ole Miss*	7:30 pm	SECN
Jan. 9	-	-	Georgia*	5:30 pm	SECN
Jan. 12	-	-	Kentucky*	7:30 pm	SECN
Jan. 16	-	-	S. Carolina*	6 pm	SECN
Jan. 19	-	-	Miss. State*	7:30 pm	SECN
Jan. 23	-	-	Tennessee*	6 pm	ESPN2/U
Jan. 26	-	-	Oklahoma&	3 pm	ESPN/2
Jan. 29	-	-	Kentucky*	8 pm	ESPN/2

#### FEBRUARY

Date	VU	Opp	Opponent	Time	TV/Rec.
Feb. 2	-	-	Missouri*	7:30 pm	SECN
Feb. 5	-	-	Arkansas*	8 pm	SECN
Feb. 9	-	-	Alabama*	7:30 pm	SECN
Feb. 13	-	-	Florida*	8 pm	ESPN2/ESPN
Feb. 16	-	-	Auburn*	11 am	ESPN/2/U
Feb. 19	-	-	Tennessee*	6 pm	ESPN/2/U
Feb. 23	-	-	Alabama*	5 pm	ESPN/2/U
Feb. 27	-	-	Florida*	8 pm	SECN

#### MARCH

Date	VU	Opp	Opponent	Time	TV/Rec.
Mar. 2	-	-	Texas A&M*	5 pm	SECN
Mar. 6	-	-	Arkansas*	7:30 pm	SECN
Mar. 9	-	-	LSU*	7:30 pm	SECN

#### ALL TIMES CENTRAL

RANKINGS: AP/ESPN \*SEC GAME; #NIT Season Tip-Off, Nashville, Tenn.; %SEC/Big 12 Challenge; ^SEC Tournament, St. Louis, Mo.

### GAME INFORMATION



**2018-19 Record:** 7-3

**Head Coach:** Bryce Drew

**Career Record:** 162-88 (7)

**VU Record:** 38-39 (3)

#### 2018-19 LEADERS

**Points:** Simisola Shittu (14.6)

**Rebounds:** Simisola Shittu (7.6)

**Assists:** Saben Lee (3.8)

**Blocks:** Clevon Brown (1.4)

### SERIES INFORMATION

**Series Record:** VU leads, 9-0.

**Last Meeting:** VU, win, 83-59, on 11/29/16 at Memorial Gym.

**Record at Vanderbilt:** VU leads, 9-0.

**Record at Tennessee St.:** NA

**Record at Neutral Site:** NA

**Coach Drew vs. TSU:** Coach Drew is 1-0 against Tennessee State.



**2018-19 Record:** 3-8

**Head Coach:** Brian "Penny" Collins

**Career Record:** 3-8 (1)

**TSU Record:** 3-8 (1)

#### 2018-19 LEADERS

**Points:** Donte Fitzpatrick-Dorsey (15.7)











**Rebounds:** Stokley Chaffee Jr. (6.5)

**Assists:** Armani Chaney (2.8)

**Blocks:** Stokley Chaffee Jr. (1.0)

### QUICK HITTERS

- ★ The Commodores fell to 7-3 on the season after dropping a 69-58 decision to Kansas State on December 22 in Kansas City. Junior Matt Ryan led the team with 14 points, with senior Joe Toye adding 11 points and freshman Simisola Shittu pitching in 10 points. Ryan also made four threes in a game for the third time this season.
- ★ The Wildcats held the Commodores to 31.9% from the floor and 28.0% from three.
- ★ Vanderbilt fell to 0-3 when trailing at the half and lost their first game when making more threes than their opponent.
- ★ This is the 10th career meeting between the two teams, with all ten meetings occurring at Memorial Gym.
- ★ Prior to the game against Kansas State, Vanderbilt knocked off nationally-ranked Arizona State at Memorial Gym on December 17th. The win snapped an eight-game losing streak to ranked opponents, dating back to a 72-62 overtime win over 17th-ranked Florida at the 2017 SEC Tournament (3/10/17) at Bridgestone Arena.
- ★ Nine Commodores have scored in double figures in a game so far this season.
- ★ The Commodores are first in the SEC and 19th nationally in fewest fouls against. Vanderbilt is second in the SEC in 3FG% defense (30.3%), third in fewest total turnovers (136), third in defensive rebounds per game (29.9), fourth in 3FG made per game (8.7), and fourth in total rebounds per game (40.4). The Commodores are fifth in the league in FG% defense (39.8), scoring offense (81.0), and 3FG% (35.7).
- ★ Freshman point guard Darius Garland, a five-star recruit and a 2018 McDonald's All-American, was lost for the season after suffering a meniscus injury in his left knee against Kent State on November 23. He suffered the injury two minutes into the game against the Golden Flashes. Garland was named the SEC's Freshman of the Week in the opening week of the year after averaging 21.5 points per game in two Commodore wins over Winthrop and USC.
- ★ Sophomore Saben Lee has stepped in as the team's starting point guard in Garland's absence.
- ★ On November 27, the Commodores scored 120 points against Savannah State, the most by a Vanderbilt team since December 22, 1970, when Vanderbilt scored a program-best 130 points in a win over Ole Miss (130-112).
- ★ Joe Toye scored in double figures in three straight games for the first time of his four-year career in the first three games of the 2018-19 season and has double-digit points in seven games this season. Toye is the team's lone senior.
- ★ Vanderbilt won their 800th career game at Memorial Gym against Arizona State on December 17. Memorial Gym, which opened in 1952, is the oldest basketball arena in the SEC.
- ★ As of December 27, Shittu is fifth in defensive rebounds (5.9), field goal percentage (52.8%), and double-doubles (2), and seventh in rebounds per game (7.6). Saben Lee is third in FT's made, sixth in FT's attempted, and 10th in assists (3.8), and Matt Ryan is fourth in 3FG% (39.1) and fifth in 3FG made (2.5 per game).
- ★ Vanderbilt won its first road game of the season at USC, the first time the Commodores have had a season-opening road win since a 72-70 win over St. Mary's on November 20, 2009.
- ★ Garland scored the most points by a Vanderbilt freshman in his collegiate debut (24 points) since Phil Cox scored 30 against Duke in 1981. He also tied Savion Flagg of Texas A&M for the most points scored for an SEC team in their opening game of the season.
- ★ Shittu's double-double in the season-opener was the first by a Commodore freshman in a season opener since Ted Young tallied 18 points and 11 rebounds against Rice in 1979.
- ★ According to KenPom, the Commodores rank 311th in the nation in terms of experience (1.21 years).
- ★ Head coach Bryce Drew, now in his third season, led the Commodores to the NCAA Tournament in his first season in Nashville, marking the first time in the history of the program a first-year Vanderbilt coach led his team to the tournament.
- ★ Redshirt sophomore forward Matthew Moyer, who transferred from Syracuse after the 2017-18 season, was granted immediate eligibility by the NCAA this season on November 15.

0		<b>SABEN LEE</b> G ★ 6-2 ★ 183 ★ So. ★ Phoenix, Ariz. <table><tr><th>PPG</th><th>RPG</th><th>APG</th><th>SPG</th><th>BPG</th><th>MPG</th></tr><tr><td>11.6</td><td>3.4</td><td>3.8</td><td>0.9</td><td>0.1</td><td>27.6</td></tr></table>	PPG	RPG	APG	SPG	BPG	MPG	11.6	3.4	3.8	0.9	0.1	27.6	<b>NOTES:</b> Leading returning scorer from 2017-18...Took over primary PG duties after Garland injury...Scored a season-high 17 points against Liberty...Scored in double figures in 7 games this year...Currently 10th in SEC in assists ...Son of former FSU/NFL great Amp Lee. <b>CAREER HIGHS</b> <b>Pts.</b> - 24, vs. Ariz. St. (12/17/17) <b>Rebs.</b> - 9, vs. TAMU (2/24/18) <b>Ast.</b> - 9, vs. TAMU (2/24/18) <b>Min.</b> - 38, vs. Ariz. St. (12/17/17)
PPG	RPG	APG	SPG	BPG	MPG										
11.6	3.4	3.8	0.9	0.1	27.6										
1		<b>YANNI WETZELL</b> F/C ★ 6-10 ★ 240 ★ Jr. ★ Auckland, N.Z. <table><tr><th>PPG</th><th>RPG</th><th>APG</th><th>SPG</th><th>BPG</th><th>MPG</th></tr><tr><td>4.8</td><td>3.1</td><td>0.4</td><td>0.4</td><td>0.4</td><td>13.9</td></tr></table>	PPG	RPG	APG	SPG	BPG	MPG	4.8	3.1	0.4	0.4	0.4	13.9	<b>NOTES:</b> Scored Commodore-high of 15 points and added seven boards vs. Savannah St....Tallied 12 points in win over nationally-ranked Arizona State...Averaged 15.5 points and 6.8 rebounds in his final season at St. Mary's. <b>CAREER HIGHS</b> <b>Pts.</b> - 29, vs. Newman (2/23/17) <b>Rebs.</b> - 12, vs. Newman (1/21/17) <b>Ast.</b> - 5, vs. Okla. Christian (2/9/17) <b>Min.</b> - 42, vs. Rogers St.(12/16/16)
PPG	RPG	APG	SPG	BPG	MPG										
4.8	3.1	0.4	0.4	0.4	13.9										
2		<b>JOE TOYE</b> G/F ★ 6-7 ★ 210 ★ Sr. ★ Chicago, Ill. <table><tr><th>PPG</th><th>RPG</th><th>APG</th><th>SPG</th><th>BPG</th><th>MPG</th></tr><tr><td>10.3</td><td>3.7</td><td>0.9</td><td>0.5</td><td>0.7</td><td>25.5</td></tr></table>	PPG	RPG	APG	SPG	BPG	MPG	10.3	3.7	0.9	0.5	0.7	25.5	<b>NOTES:</b> Only senior on this year's roster...Tallied 15 points vs. Kent St....Scored 16 points in win at USC; also added a career-high nine rebounds...Scored in double figures in three straight games to start the season and seven games this season, including 11 vs. Kansas St. <b>CAREER HIGHS</b> <b>Pts.</b> - 18, vs. TAMU (3/9/17) <b>Rebs.</b> - 9, at USC (11/11/18) <b>Ast.</b> - 4, 2x, last vs. MSU (2/14/18) <b>Min.</b> - 38, vs. Florida (3/10/17)
PPG	RPG	APG	SPG	BPG	MPG										
10.3	3.7	0.9	0.5	0.7	25.5										
3		<b>MAXWELL EVANS</b> G ★ 6-2 ★ 192 ★ So. ★ Houston, Texas <table><tr><th>PPG</th><th>RPG</th><th>APG</th><th>SPG</th><th>BPG</th><th>MPG</th></tr><tr><td>6.7</td><td>2.4</td><td>1.4</td><td>0.1</td><td>0.1</td><td>15.9</td></tr></table>	PPG	RPG	APG	SPG	BPG	MPG	6.7	2.4	1.4	0.1	0.1	15.9	<b>NOTES:</b> Played season-high 26 minutes and scored career-high 16 points against Savannah State ....Scored in double figures in two games this year...Played in 29 games and made 15 starts as a true freshman in 2017-18.. <b>CAREER HIGHS</b> <b>Pts.</b> - 16, vs. Savannah State (11/27/17) <b>Rebs.</b> - 9, at Arkansas (02/10/18) <b>Ast.</b> - 6, vs. USC (11/19/17) <b>Min.</b> - 32, vs. USC (11/19/17)
PPG	RPG	APG	SPG	BPG	MPG										
6.7	2.4	1.4	0.1	0.1	15.9										
10		<b>DARIUS GARLAND</b> G ★ 6-2 ★ 175 ★ Fr. ★ Nashville, Tenn. <table><tr><th>PPG</th><th>RPG</th><th>APG</th><th>SPG</th><th>BPG</th><th>MPG</th></tr><tr><td>16.2</td><td>3.8</td><td>2.6</td><td>0.8</td><td>0.4</td><td>27.8</td></tr></table>	PPG	RPG	APG	SPG	BPG	MPG	16.2	3.8	2.6	0.8	0.4	27.8	<b>NOTES:</b> Injured meniscus vs. Kent St., out for the season...Scored a SEC-best 33 points against Liberty...Won SEC Freshman of the week honors in the two VU wins...Named a 2018 McDonald's All-American...On 2018 Wooden and Naismith Award Watch Lists. <b>CAREER HIGHS</b> <b>Pts.</b> - 33, vs Liberty (11/19/18) <b>Rebs.</b> - 7, vs. Alcorn St. (11/16/18) <b>Ast.</b> - 4, 3x, last vs Liberty (11/19/18) <b>Min.</b> - 37, vs. Liberty (11/19/18)
PPG	RPG	APG	SPG	BPG	MPG										
16.2	3.8	2.6	0.8	0.4	27.8										
11		<b>SIMISOLA SHITTU</b> F/C ★ 6-10 ★ 240 ★ Fr. ★ Burlington, Ont. <table><tr><th>PPG</th><th>RPG</th><th>APG</th><th>SPG</th><th>BPG</th><th>MPG</th></tr><tr><td>14.6</td><td>7.6</td><td>2.0</td><td>0.8</td><td>0.8</td><td>28.0</td></tr></table>	PPG	RPG	APG	SPG	BPG	MPG	14.6	7.6	2.0	0.8	0.8	28.0	<b>NOTES:</b> Tallied double doubles in first two collegiate games against Winthrop and USC...Grabbed 15 boards at USC...Scored career-high 20 points vs. Alcorn and Kent State...5th in SEC defensive rebounds (5.9), FG% (52.8%), and seventh in rebounds per game (7.6). <b>CAREER HIGHS</b> <b>Pts.</b> - 18, vs. Winthrop (11/6/18) <b>Rebs.</b> - 15, at USC (11/11/18) <b>Ast.</b> - 5, vs. Savannah State (11/27/18) <b>Min.</b> - 32, vs. Winthrop (11/6/18)
PPG	RPG	APG	SPG	BPG	MPG										
14.6	7.6	2.0	0.8	0.8	28.0										
13		<b>MATTHEW MOYER</b> F ★ 6-8 ★ 217 ★ R-So. ★ Gahanna, Ohio <table><tr><th>PPG</th><th>RPG</th><th>APG</th><th>SPG</th><th>BPG</th><th>MPG</th></tr><tr><td>4.5</td><td>3.6</td><td>1.3</td><td>0.3</td><td>0.8</td><td>15.6</td></tr></table>	PPG	RPG	APG	SPG	BPG	MPG	4.5	3.6	1.3	0.3	0.8	15.6	<b>NOTES:</b> Transferred from Syracuse...Granted immediate eligibility on Nov. 15...Scored most points as a Commodore against Middle Tennessee (14 points)...Played in 2017-18 after redshirting in 2016-17...Named the Conn. Gatorade POY as a senior at South Kent Prep. <b>CAREER HIGHS</b> <b>Pts.</b> - 18, vs. UConn (12/5/17) <b>Rebs.</b> - 10, at Fla. St. (1/13/18) <b>Ast.</b> - 5, vs. Savannah State (11/27/18) <b>Min.</b> - 36, vs. UConn (12/5/17)
PPG	RPG	APG	SPG	BPG	MPG										
4.5	3.6	1.3	0.3	0.8	15.6										
15		<b>CLEVON BROWN</b> F ★ 6-8 ★ 240 ★ Jr. ★ San Antonio, Texas <table><tr><th>PPG</th><th>RPG</th><th>APG</th><th>SPG</th><th>BPG</th><th>MPG</th></tr><tr><td>3.4</td><td>2.6</td><td>0.5</td><td>0.4</td><td>1.4</td><td>15.5</td></tr></table>	PPG	RPG	APG	SPG	BPG	MPG	3.4	2.6	0.5	0.4	1.4	15.5	<b>NOTES:</b> Scored eight points in win at USC... Played 19 minutes vs. Winthrop in season opener, had six points, six rebounds and two blocks...Had three or more blocks in six career games, including four against Savannah State. <b>CAREER HIGHS</b> <b>Pts.</b> - 13, vs. Austin Peay (11/10/17) <b>Rebs.</b> - 6, 2x, last at UF (12/30/17) <b>Ast.</b> - 2 vs NC State (12/01/18) <b>Min.</b> - 31, at UK (1/30/18)
PPG	RPG	APG	SPG	BPG	MPG										
3.4	2.6	0.5	0.4	1.4	15.5										
24		<b>AARON NESMITH</b> F ★ 6-6 ★ 213 ★ Fr. ★ Charleston, S.C. <table><tr><th>PPG</th><th>RPG</th><th>APG</th><th>SPG</th><th>BPG</th><th>MPG</th></tr><tr><td>7.9</td><td>5.9</td><td>1.6</td><td>0.8</td><td>0.7</td><td>22.7</td></tr></table>	PPG	RPG	APG	SPG	BPG	MPG	7.9	5.9	1.6	0.8	0.7	22.7	<b>NOTES:</b> One of the class of 2018's top shooters...Posted career highs in points (20) and rebounds (13) in win over Savannah State...Tallied 13 points in win over ASU...Named the S.C. Gatorade Player of the Year as a senior...Scored over 2,000 career points at Porter Gaud High School. <b>CAREER HIGHS</b> <b>Pts.</b> - 20, vs Savannah State (11/27/18) <b>Rebs.</b> - 13, vs Savannah State (11/27/18) <b>Ast.</b> - 4, at USC (11/11/18) <b>Min.</b> - 29, vs Savannah State (11/11/18)
PPG	RPG	APG	SPG	BPG	MPG										
7.9	5.9	1.6	0.8	0.7	22.7										
32		<b>MATT RYAN</b> F ★ 6-8 ★ 209 ★ Jr. ★ Cortlandt Manor, N.Y. <table><tr><th>PPG</th><th>RPG</th><th>APG</th><th>SPG</th><th>BPG</th><th>MPG</th></tr><tr><td>10.4</td><td>3.4</td><td>1.5</td><td>0.1</td><td>0.1</td><td>25.2</td></tr></table>	PPG	RPG	APG	SPG	BPG	MPG	10.4	3.4	1.5	0.1	0.1	25.2	<b>NOTES:</b> Transfer from Notre Dame who transferred after 2016-17 season...Has now made four threes in three games at VU...Scored in double figures in six games this year...While at ND, the team advanced to the 2nd round (2017) and the Elite Eight (2016). <b>CAREER HIGHS</b> <b>Pts.</b> - 23, vs. Chicago St. (11/26/16) <b>Rebs.</b> - 7, 2x last vs. Liberty (11/19/18) <b>Ast.</b> - 4, vs. Alcorn St. (11/16/18) <b>Min.</b> - 35, vs. Georgia Tech (1/13/16)
PPG	RPG	APG	SPG	BPG	MPG										
10.4	3.4	1.5	0.1	0.1	25.2										

## Ibas

Henry  
Gene  
Moe  
Clarence

1,630  
Wins

## Suttons

Eddie  
Scott  
Sean

1,171  
Wins

## Drews

Homer  
Scott  
Bryce

1,125  
Wins

## All-Time Winningest Collegiate Coaching Families

The Drew family is now third on the all-time winningest collegiate coaching family in college basketball history with 1,125 wins.

### Homer Drew - 640

(Bethel College - 252; IU-South Bend - 17; Valparaiso - 371)

### Scott Drew - 323

(Valparaiso - 20; Baylor - 303)

### Bryce Drew - 162

(Valparaiso - 124; Vanderbilt -38)

## ABOUT TENNESSEE STATE

### QUICK FACTS

**Location** ..... Nashville, Tenn.  
**Founded** ..... 1912  
**Conference**..... Ohio Valley  
**Enrollment**..... 9,165  
**Nickname**..... Tigers  
**Colors**..... Reflex Blue and White  
**Home Arena** ..... Gentry Center  
**Athletics Director**..... Teresa Phillips

### Basketball Staff

**Head Coach** ..... Brian "Penny" Collins  
**Career Record:** ..... 3-8 (1)  
**Tennessee State Record:** ..... 3-8 (1)  
**Assistant Coaches** ..... Ben Walker, Jerry Nichols,  
..... Russ Willemsen

★ Tennessee State enters Saturday's game with a 3-8 record after dropping a 99-41 decision at Memphis on December 22.  
★ Donte Fitzpatrick-Dorsey leads the team in scoring with 15.7 points per game. Kamar McKnight also averages double figures with 13.1 points per game.  
★ Tiger Director of Operations Matt Richardson is the son of former Vanderbilt assistant coach Tom Richardson.

### STAT COMPARISON

	VU	TSU
	All	All
Record	7-3	3-8
Scoring Offense	81.0	73.2
Scoring Defense	70.8	76.9
Scoring Margin	+10.2	-3.7
FG%	.463	.416
FG% Defense	.398	.468
3FG%	.357	.336
3FG% Defense	.303	.322
Free Throw %	.710	.675
Rebounding	40.4	35.2
Rebounding Margin	+4.3	-0.4
Turnovers/game	13.6	17.7
Opponent Turnovers	11.9	17.5
Steals	4.8	8.6
Blocks	4.9	2.8

### Garland In Rarefied Air

Darius Garland is one of five major conference freshmen with 20+ Pts and 2+ Threes Made, Steals & Blocks in collegiate debut in the last 20 years (Since 1998-99).

Player	Date, Opp	Pts,3's,Stls,Blocks
Darius Rice, Miami	11/18/00 vs Fla. At.	26,5,3,2
Kevin Durant, Texas	11/9/06 vs. Alcorn	20,3,3,2
Terrence Jones, UK	11/12/10 vs. ETSU	25,2,3,2
Ethan Thompson, Ore. St.	11/10/17 vs. So. Utah	20,2,2,3
<b>Darius Garland, VU</b>	<b>11/6/18 vs. Winthrop</b>	<b>24,3,2,2</b>

### 3-Point U

The Commodores are one of only three schools (UNLV and Princeton) to have made a three-point basket in every game since the inception of the three-point line in the 1986-87 season.

With a made three against Tennessee State, Vanderbilt will move to 1,042 consecutive games with a three-pointer.

### VU Staff Can Score

The Vanderbilt men's basketball staff has combined to score a total of 5,486 collegiate points, with head coach Bryce Drew leading the way with 2,142 points. Here's a breakdown of the staff's scoring totals.

Head Coach Bryce Drew, Valparaiso	2,142
Asst. Coach Casey Shaw, Toledo	1,562
Assoc. Head Coach Roger Powell, Jr., Illinois	1,178
Asst. Coach Jake Diebler, Valparaiso	586
<b>Total</b>	<b>5,468</b>

### Garland Superlatives

Most Points by Freshman in Debut, SEC Since 2010-11

Tremont Waters, LSU	27	11/10/17 vs. Alcorn
Terrence Jones, UK	25	11/12/10 vs. EastTn
<b>Darius Garland, VU</b>	<b>24</b>	<b>11/6/18 vs. Win</b>
Keldon Johnson, UK	23	11/6/18 vs. Duke
Frankie Hughes, Mizzou	23	11/13/16 vs. AlaA&M
Julius Randle, UK	23	11/8/13 vs. NC-Ash
Anthony Davis, UK	23	11/11/11 vs. Marist

### Three Commodores on

#### NBA Rosters

Former Commodores Damian Jones, Luke Kornet, and Wade Baldwin IV are currently on NBA active rosters. Jones averaged 17.1 minutes and 5.4 points per game with the Golden State Warriors this season before being sidelined with a torn left pectoral muscle. He has won two championships with the team in his three seasons in the Bay Area. Kornet is a two-way player with the New York Knicks and is averaging 8.2 minutes and 3.3 points per game in 13 games, and Baldwin is averaging 5.5 minutes per game in 11 games with the Portland Trail Blazers.

### Three Freshman - 20+ Points

The Commodores are one of only two programs (Duke) in the nation to have three separate freshman score 20 points or more in a game (Darius Garland, Aaron Nesmith, Simisola Shittu)

### Replacing Three 1,000 Point Scorers

Matthew Fisher-Davis, Riley LaChance and Jeff Roberson each departed Vanderbilt in 2018 as 1,000-point scorers. Each were four-year players for the Commodores who advanced to the postseason on three different occasions (2015 NIT, 2016 and 2017 NCAA Tournaments). There has been only one other class of Vanderbilt players to have three 1,000-point scorers - the vaunted "F Troop" - Butch Feher, Joe Ford and Jeff Fosnes in 1976. Roberson (Maine Red Claws) is now playing in the NBA G League, while LaChance has taken his talents to play professionally in Poland.


### Against the OVC

The Commodores are 61-9 all time against members of the Ohio Valley Conference.



# Class of 2018

## One of Nation's Top Recruiting Classes




## Darius Garland

- ★ 16th in ESPN 100 ranking
- ★ McDonald's All-American
- ★ Jordan Brand All-American
- ★ Ranked 15th according to the Recruiting Services Consensus Index
- ★ Ranked 17th nationally by Rivals and second as point guard
- ★ Ranked 14th nationally by 247 Sports and second-best point guard
- ★ Five star recruit
- ★ Named one of top 20 Freshmen to Watch by CBSSports.com
- ★ Named to Naismith and Wooden Award Preseason Watch Lists
- ★ Out for season with left knee injury.



## Aaron Nesmith

- ★ Ranked 63rd according to the Recruiting Services Consensus Index
- ★ 64th ranked nationally and 12th ranked shooting guard according to 247 Sports
- ★ 69th ranked nationally and 15th ranked shooting guard according to Rivals
- ★ Four star recruit
- ★ Named Gatorade South Carolina Player of the Year over prized recruit Zion Williamson



## Simisola Shittu

- ★ Ranked 10th according to the Recruiting Services Consensus Index
- ★ 19th ESPN 100 rankings and 6th best power forward
- ★ Ranked 11th nationally by 247 Sports and 3rd at power forward
- ★ Ranked 7th nationally by Rivals and 1st as a power forward
- ★ Five star recruit
- ★ Named one of top 20 Freshmen to Watch by CBSSports.com
- ★ Named to Karl Malone Award Watch List, an award given to the nation's top power forward.

## SUPERLATIVES

### Most Points Scored By VU Freshman

1. Mike Rhodes vs. Virginia Tech, 12/22/77 34
2. **Darius Garland vs. Liberty, 11/19/18 33**
3. Charles Davis vs. Michigan, 12/6/1976 31
4. Alex Gordon vs. Tennessee, 2/2/2005 30

### Most Points Scored By VU Player

#### Since 1996-97

1. Shan Foster vs. Miss. State, 3/5/2008 42
2. **Darius Garland vs. Liberty, 11/19/2018 33**
2. Matthew Fisher-Davis vs. Auburn, 1/4/2017 33
2. Shan Foster vs. S. Carolina, 2/28/2017 33
2. Dan Langhi vs. Notre Dame, 11/21/1998 33
2. Dan Langhi vs. Ole Miss, 2/26/2000 33
2. Drew Maddux vs. Alabama, 1/14/1998 33
2. A.J. Ogilvy vs. LSU, 3/4/2009 33

### Most Rebounds By VU Player

#### Since 1996-97

1. Lance Goulbourne vs. LSU, 2/26/2011 17
1. Dan Langhi vs. Ohio State, 11/28/1998 17
3. Lance Goulbourne vs. Ole Miss, 1/19/2011 16
3. Lance Goulbourne vs. Marquette, 12/29/2011 16
3. Damian Jones vs. Georgia, 2/20/2016 16
3. Dawid Przybyszczski vs. Toledo, 11/19/2004 16
3. Jeff Roberson vs. Minnesota, 12/3/2016 16
3. Anthony Williams vs. W. Kentucky, 11/28/2000 16
9. Damian Jones vs. Tennessee, 3/12/2015 15
9. Damian Jones vs. Arkansas, 1/5/2016 15
9. **Simisola Shittu vs. USC, 11/11/2018 15**

### Most FG Made By VU Player

#### Since 1996-97

1. Shan Foster vs. Miss. State, 3/5/2008 16
2. Drew Maddux vs. Alabama, 1/14/1998 13
3. Austin Bates vs. Evansville, 12/29/1996 12
4. Austin Bates vs. Kansas, 12/29/1997 12
4. Matt Freije vs. Tenn. Tech, 12/13/2003 12
4. **Darius Garland vs. Liberty, 11/19/2018 12**
4. Damian Jones vs. Florida, 2/23/2016 12
4. Damian Jones vs. Texas, 1/30/2016 12
4. A.J. Ogilvy vs. Auburn, 3/13/2008 12
4. A.J. Ogilvy vs. S. Carolina, 2/28/2009 12
4. A.J. Ogilvy vs. LSU, 3/4/2009 12
4. Jeffery Taylor vs. Davidson, 12/7/2011 12
4. Jeffery Taylor vs. Longwood, 12/19/2011 12

## Last Time Out

### Box Score vs. Kansas State



Official Basketball Box Score -- Game Totals -- Final Statistics  
**Vanderbilt vs Kansas State**  
12/22/18 6:01 p.m. CT at Kansas City, Mo. - Sprint Center



#### Vanderbilt 58 • 7-3

#	Player		Total	3-Ptr	Rebounds			PF	TP	A	TO	Blk	Stl	Min
			FG-FGA	FG-FGA	FT-FTA	Off	Def							
11	SHITTU, Simisola	f	3-9	0-0	4-4	0	7	7	3	10	2	1	0	27
13	MOYER, Matthew	f	0-2	0-2	0-0	0	1	1	3	0	0	0	1	9
32	RYAN, Matt	f	4-8	4-7	2-3	0	4	4	4	14	0	2	0	29
00	LEE, Saben	g	1-5	0-3	6-6	1	1	2	1	8	4	3	1	22
02	TOYE, Joe	g	3-7	3-6	2-3	0	2	2	3	11	2	3	0	24
01	WETZELL, Yanni		3-6	0-2	2-2	3	6	9	3	8	0	2	0	29
03	EVANS, Maxwell		0-3	0-1	5-9	0	2	2	0	5	2	2	0	24
15	BROWN, Clevon		1-1	0-0	0-0	1	0	1	0	2	0	0	0	13
24	NESMITH, Aaron		0-6	0-4	0-0	1	4	5	5	0	1	2	0	23
	Team					0	2	2						
Totals			15-47	7-25	21-27	6	29	35	22	58	11	15	2	200

FG % 1st Half: 8-26 30.8% 2nd half: 7-21 33.3% Game: 15-47 31.9% Deadball Rebounds 3,1  
3FG % 1st Half: 3-13 23.1% 2nd half: 4-12 33.3% Game: 7-25 28.0%  
FT % 1st Half: 1-4 25.0% 2nd half: 20-23 87.0% Game: 21-27 77.8%

#### Kansas State 69 • 9-2

#	Player		Total	3-Ptr	Rebounds			PF	TP	A	TO	Blk	Stl	Min
			FG-FGA	FG-FGA	FT-FTA	Off	Def							
14	MAWIEN, Makol	f	7-10	1-1	0-0	2	3	5	4	15	0	0	1	29
20	SNEED, Xavier	f	2-11	1-4	2-2	2	7	9	3	7	4	0	0	31
02	DIARRA, Cartier	g	2-6	2-3	4-6	1	6	7	2	10	1	1	1	32
03	STOKES, Kamau	g	2-8	0-4	8-12	0	2	2	2	12	5	4	0	35
05	BROWN, Barry	g	5-12	1-3	1-2	0	5	5	5	12	2	1	0	34
00	McGUIRL, Mike		3-6	0-2	0-0	0	2	2	0	6	1	0	0	19
01	NEAL-WILLIAMS, Shau		0-0	0-0	0-0	0	0	0	0	0	0	0	0	0+
21	LOVE III, James		0-0	0-0	0-0	0	0	0	0	0	0	0	0	0+
23	TRICE, Austin		3-5	0-0	1-5	0	2	2	3	7	0	1	0	15
34	STOCKARD III, Levi		0-0	0-0	0-0	0	0	0	0	0	0	0	0	5
	Team					2	0	2						
Totals			24-58	5-17	16-27	7	27	34	19	69	13	7	2	200

FG % 1st Half: 12-29 41.4% 2nd half: 12-29 41.4% Game: 24-58 41.4% Deadball Rebounds 8,2  
3FG % 1st Half: 3-10 30.0% 2nd half: 2-7 28.6% Game: 5-17 29.4%  
FT % 1st Half: 3-4 75.0% 2nd half: 13-23 56.5% Game: 16-27 59.3%

Officials: Joe DeRosa, Byron Jarrett, Kerby Sitton  
Technical fouls: Vanderbilt-None. Kansas State-None.  
Attendance: 14062  
Ninth Wildcat Classic at the Sprint Center

Score by periods	1st	2nd	Total
Vanderbilt	20	38	58
Kansas State	30	39	69

Last FG - VU 2nd-00:53, KS 2nd-03:10.  
Largest lead - VU None, KS by 22 2nd-11:02.  
VU led for 00:00. KS led for 39:46. Game was tied for 00:13.

Points	In Paint	Off T/O	2nd Chance	Fast Break	Bench
VU	16	3	4	6	15
KS	30	16	10	4	13

Score tied - 0 times.  
Lead changed - 0 times.

### Recap

KANSAS CITY, Mo. (AP) --- Makol Mawien scored 15 points to lead four players in double-figures scoring, Kansas State turned up its trademark defense and the Wildcats beat high-scoring Vanderbilt 69-58 on Saturday night.

Barry Brown Jr. and Kamau Stokes added 12 points apiece, and Cartier Diarra had 10, as the Wildcats (9-2) forced 15 turnovers while holding the Commodores (7-3) to 32-percent shooting from the field and 7 of 25 from beyond the 3-point arc.

Kansas State struggled to adjust to life without injured star Dean Wade earlier in the week against Southern Miss. But the Wildcats looked much more comfortable without their top scorer against a tougher opponent from the SEC, improving to 8-1 in Wildcat Classic games in Kansas City.

Matt Ryan hit four 3s and scored 14 points to lead the Commodores. Joe Toye had 11 points and Simisola Shittu added 10.

Vanderbilt rolled into the Sprint Center, where the Wildcats are accustomed to playing the Big 12 Tournament, averaging more than 83 points and fresh off an upset of No. 18 Arizona State.

The Commodores came up empty on 11 of their first 13 possessions, and had as many turnovers as points (four) midway through the half. It wasn't until Shittu's basket with 6:01 left that Vanderbilt reached double-digits in scoring, and the Commodores still faced a 30-20 halftime deficit.

Vanderbilt finally went on a run, scoring 11 straight to nip into its deficit. And after Mike McGuirl's basket for Kansas State, the Commodores scored five more to get within 51-43 with 6:14 left.

It was at that point Diarra checked back into the game for the Wildcats, and the sophomore guard got them back on track. He sliced through the lane to pick up a foul and made both free throws, then he drilled a 3-pointer from the wing to restore a 58-45 cushion with four minutes left.

Kansas State buckled back down defensively to put the game away.

# 2018-19 Box Scores



Official Basketball Box Score -- Game Totals -- Final Statistics  
**Winthrop vs Vanderbilt**  
11/06/18 8:30 p.m. at Nashville, Tenn. (Memorial Gym)



## Winthrop 79 • 0-1

#	Player		Total		3-Ptr		Rebounds			PF	TP	A TO Blk Stl				Min
			FG-FGA	FG-FGA	FT-FTA	Off	Def	Tot	A			TO	Blk	Stl		
03	ANUMBA, Micheal	f	2-6	0-2	0-0	1	1	2	2	4	1	1	0	0	20	
25	FERGUSON, Josh	f	4-12	1-5	5-5	3	6	9	4	14	3	1	0	0	36	
00	SMITH, Nych	g	7-17	2-5	5-10	1	4	5	2	21	2	2	0	0	33	
13	BROMAN, Bjorn	g	2-5	1-4	0-0	1	5	6	2	5	0	1	0	2	30	
21	ZUNIC, Kyle	g	2-6	0-2	3-4	0	4	4	0	7	0	1	0	0	18	
01	FALDEN, Charles	g	3-6	1-2	1-1	1	2	3	0	8	1	1	0	0	21	
14	PICKETT, Adam	g	6-13	0-4	1-2	2	4	6	4	13	3	5	0	0	28	
15	UKAEBU, Jermaine	g	3-3	0-0	1-2	2	1	3	4	7	0	1	0	0	14	
	Team					2	1	3	1							
Totals			29-68	5-24	16-24	13	28	41	19	79	10	13	0	4	200	

FG % 1st Half: 17-35 48.6% 2nd half: 12-33 36.4% Game: 29-68 42.6%  
3FG % 1st Half: 2-9 22.2% 2nd half: 3-15 20.0% Game: 5-24 20.8%  
FT % 1st Half: 4-5 80.0% 2nd half: 12-19 63.2% Game: 16-24 66.7%

## Vanderbilt 92 • 1-0

#	Player		Total			3-Ptr			Rebounds			PF	TP	A TO Blk Stl				Min
			FG-FGA	FG-FGA	FT-FTA	Off	Def	Total	Off	Def	Total			A	TO	Blk	Stl	
11	SHITTU, Simisola	f	6-12	0-1	6-9	0	10	10	3	18	1	1	2	2	32			
32	RYAN, Matt	f	5-12	4-11	2-3	0	2	2	2	16	1	0	1	0	30			
00	LEE, Saben	g	6-8	0-1	0-0	0	6	6	4	12	5	2	0	0	30			
02	TOYE, Joseph	g	4-7	2-5	2-2	1	5	6	3	12	3	0	0	0	29			
10	GARLAND, Darius	g	9-15	3-7	3-5	0	3	3	1	24	4	2	2	2	36			
01	WETZELL, Yanni		0-0	0-0	0-0	0	0	0	0	0	0	2	0	0	4			
03	EVANS, Maxwell		0-0	0-0	0-0	0	0	0	1	0	0	0	0	0	3			
15	BROWN, Clevon		3-5	0-1	0-0	4	2	6	3	6	0	2	2	0	19			
24	NESMITH, Aaron		1-4	1-4	1-1	0	2	2	2	4	1	2	0	0	17			
	Team					0	0	0										
Totals			34-63	10-30	14-20	5	30	35	19	92	15	11	7	4	200			

FG % 1st Half: 20-35 57.1% 2nd half: 14-28 50.0% Game: 34-63 54.0%  
3FG % 1st Half: 4-14 28.6% 2nd half: 6-16 37.5% Game: 10-30 33.3%  
FT % 1st Half: 3-5 60.0% 2nd half: 11-15 73.3% Game: 14-20 70.0%

Officials: Jason Baker, K.B. Burdett Jr., Hunter Allen  
Technical fouls: Winthrop-TEAM. Vanderbilt-None.  
Attendance: 8387

Score by periods	1st	2nd	Total
Winthrop	40	39	79
Vanderbilt	47	45	92

Last FG - WINTHROP 2nd-03:06, VU 2nd-03:22.  
Largest lead - WINTHROP by 9 1st-10:26, VU by 16 2nd-07:48.  
WINTHROP led for 08:29. VU led for 28:03. Game was tied for 03:28.

	In	Off	2nd	Fast	Bench
Points	42	15	6	4	28
WINTHROP	40	15	4	11	10
VU					

Score tied - 4 times.  
Lead changed - 3 times.



Official Basketball Box Score -- Game Totals -- Final Statistics  
**Vanderbilt vs Southern California**  
11/11/18 6:00 pm at



## Vanderbilt 82 • 2-0

#	Player		Total		3-Ptr		Rebounds			PF	TP	A TO Blk Stl				Min
			FG-FGA	FG-FGA	FT-FTA	FT-FTA	Off	Def	Tot			A	TO	Blk	Stl	
02	TOYE, Joe	f	4-10	3-5	5-6	3	6	9	0	16	1	1	0	1	31	
11	SHITTU, Simisola	f	5-12	0-0	4-7	8	7	15	5	14	3	3	0	3	26	
32	RYAN, Matt	f	1-6	1-4	1-2	0	5	5	2	4	2	1	0	0	27	
00	LEE, Saben	g	3-13	0-4	3-3	1	1	2	3	9	3	2	0	1	30	
10	GARLAND, Darius	g	6-14	3-5	4-4	1	4	5	4	19	1	6	0	1	36	
01	WETZELL, Yanni		1-1	0-0	0-2	0	1	1	2	2	0	1	0	0	7	
03	EVANS, Maxwell		0-1	0-1	0-0	0	0	0	0	0	0	0	0	0	3	
15	BROWN, Clevon		4-8	0-2	0-3	2	2	4	2	8	0	0	1	1	18	
24	NESMITH, Aaron		3-6	2-5	2-2	1	3	4	2	10	4	0	0	0	21	
Team						3	1	4								
Totals				27-71	9-26	19-30	19	30	49	20	82	14	14	1	7	199

FG % 1st Half: 16-44 36.4% 2nd half: 11-27 40.7% Game: 27-71 38.0%  
3FG % 1st Half: 6-18 33.3% 2nd half: 3-8 37.5% Game: 9-26 34.6%  
FT % 1st Half: 4-10 40.0% 2nd half: 15-20 75.0% Game: 19-30 63.3%

## Southern California 78 • 1-1

#	Player		Total			3-Ptr			Rebounds			PF	TP	A TO Blk Stl			Min
			FG-FGA	FG-FGA	FT-FTA	FG-FGA	FG-FGA	FT-FTA	Off	Def	Tot			Off	Def	Tot	
01	Jordan Usher	f	5-16	2-5	0-0	3	2	5	5	12	2	0	1	0	22		
31	Nick Rakocovic	f	8-16	0-0	3-6	9	9	18	4	19	0	3	2	2	39		
00	Shaquon Aaron	g	3-10	0-2	1-2	2	7	9	1	7	1	2	0	3	35		
02	Jonah Mathews	g	4-12	1-6	0-0	1	4	5	0	9	2	2	0	2	40-		
05	Derryck Thornton	g	7-17	0-2	3-5	2	1	3	5	17	2	1	0	0	33		
04	Kevin Porter Jr.	g	5-9	1-3	3-5	1	3	4	5	14	2	2	2	1	23		
12	Devin Fleming	g	0-0	0-0	0-0	0	0	0	1	0	0	0	0	0	0+		
33	J'Raun Brooks	g	0-1	0-1	0-0	0	0	0	2	0	0	0	0	0	7		
34	Victor Uyaelunmo	g	0-0	0-0	0-0	0	0	0	3	0	0	1	0	0	1		
Team						3	0	3									
Totals				32-81	4-19	10-18	21	26	47	26	78	9	11	5	8	200	

FG % 1st Half: 14-36 38.9% 2nd half: 18-45 40.0% Game: 32-81 39.5%  
3FG % 1st Half: 3-10 30.0% 2nd half: 1-9 11.1% Game: 4-19 21.1%  
FT % 1st Half: 5-9 55.6% 2nd half: 5-9 55.6% Game: 10-18 55.6%

Officials:  
Technical fouls: Vanderbilt-None. Southern California-None.  
Attendance: 3804

2018-19 Men's Basketball. Round: 0. Southern California vs Vanderbilt. Played

Score by periods	1st	2nd	Total
Vanderbilt	42	40	82
Southern California	36	42	78

	In	Off	2nd	Fast	Bench
Points	36	9	22	16	20
VU	42	5	17	13	14
USC					

Last FG - VU 2nd-01:03, USC 2nd-00:02.  
Largest lead - VU by 10 1st-01:02, USC by 2 1st-19:03.  
VU led for 30:56. USC led for 05:42. Game was tied for 03:22.

Score tied - 5 times.  
Lead changed - 11 times.



Official Basketball Box Score -- Game Totals -- Final Statistics  
**Alcorn State vs Vanderbilt**  
11/16/18 7:00 p.m. at Nashville, Tenn. (Memorial Gym)



## Alcorn State 54 • 1-2

#	Player		Total		3-Ptr		Rebounds			PF	TP	A TO Blk Stl				Min
			FG-FGA	FG-FGA	FT-FTA	Off	Def	Tot	A			TO	Blk	Stl		
12	Andrews, Deshaw	f	4-8	2-3	0-1	1	6	7	3	10	0	0	0	0	1	21
05	Campbell, Alonzo	c	1-1	0-0	0-0	1	0	1	3	2	0	0	0	0	0	9
00	Crosby, Troymain	g	3-11	0-1	5-6	0	3	3	0	12	1	2	0	0	2	28
01	Allen, Khari Jabriel	g	3-11	3-8	0-0	0	1	1	0	2	9	1	1	0	1	29
11	Howard, Maurice	g	2-11	1-6	0-0	1	3	4	2	5	4	3	0	1	1	36
01	Givens, Harold	g	1-1	0-0	0-0	1	2	3	1	2	1	1	0	1	1	8
02	Scott, Jael	g	1-5	0-1	0-0	3	2	5	4	2	0	3	0	0	0	20
10	Wilson, Kobe	g	0-0	0-0	0-0	0	1	1	1	0	0	0	0	0	0	5
15	Robinson	g	0-0	0-0	0-0	0	0	0	0	0	0	0	0	0	0	2
23	Smith, TyQuaylon	g	0-1	0-0	0-0	0	0	0	0	0	0	0	0	0	0	3
24	Johnson, Reginal	g	3-9	0-3	0-0	1	1	2	2	6	0	2	0	1	1	14
33	Brewer, Devon	g	3-8	0-0	1-2	2	6	8	0	7	2	1	0	1	1	25
Team						2	2	4								
Totals			21-66	6-22	6-9	12	27	39	18	54	9	14	0	8	9	200

FG % 1st Half: 11-35 31.4% 2nd half: 10-31 32.3% Game: 21-66 31.8%  
3FG % 1st Half: 4-13 30.8% 2nd half: 2-9 22.2% Game: 6-22 27.3%  
FT % 1st Half: 3-4 75.0% 2nd half: 3-5 60.0% Game: 6-9 66.7%

## Vanderbilt 79 • 3-0

#	Player		Total		3-Ptr		Rebounds			PF	TP	A TO Blk Stl				Min
			FG-FGA	FG-FGA	FT-FTA		Off	Def	Tot							
11	SHITTU, Simisola	f	9-11	0-0	2-3		5	6	0	20	0	0	3	0	25	
32	RYAN, Matt	f	4-8	4-7	0-0		0	2	2	12	4	1	0	0	21	
00	LEE, Saben	g	3-7	1-2	3-4		0	2	2	10	6	3	0	0	26	
02	TOYE, Joe	g	4-9	1-6	5-6		0	4	4	1	14	0	1	2	25	
01	GARLAND, Darius	g	1-6	0-3	1-2		1	6	7	0	3	4	3	0	28	
10	WETZELL, Yanni		1-3	0-0	0-0		0	1	1	0	2	0	0	0	10	
03	EVANS, Maxwell		2-3	0-1	0-0		0	1	1	1	4	0	0	1	7	
13	MOYER, Matthew		2-5	1-2	0-0		3	5	8	2	5	2	3	0	15	
15	BROWN, Clevon		1-4	0-0	0-0		4	0	4	2	2	1	0	1	19	
24	NESMITH, Aaron		2-8	1-5	2-2		0	7	7	3	7	1	0	1	24	
	Team						0	4	1	1						
Totals			29-64	8-26	13-17		9	34	43	11	79	18	11	7	4	200

# 2018-19 Box Scores



Official Basketball Box Score -- Game Totals -- Final Statistics  
**Kent State vs Vanderbilt**  
11/23/18 4 p.m. at Nashville, Tenn. (Memorial Gym)



## Kent State 77 • 5-1

#	Player	Total		3-Ptr		Rebounds			PF	TP	A	TO	Blk	Stl	Min
		FG-FGA	FG-FGA	FT-FTA	FT-FTA	Off	Def	Tot							
25	WHITTINGTON, Philip	f	0-2	0-0	0-4	2	4	6	5	0	1	0	2	0	18
00	AVERY, Jalen	g	6-13	4-8	2-2	0	1	1	1	18	2	0	0	1	39
01	WILLIAMSON, CJ	g	5-10	3-6	5-6	1	5	6	4	18	3	2	0	4	31
04	WILLIAMS, Antonio	g	2-5	0-0	4-4	0	3	3	4	8	2	1	1	2	29
12	PETERSON, Mitch	g	3-4	1-1	2-2	0	1	1	1	9	3	1	0	1	23
03	DULING, BJ	g	1-2	0-1	0-0	1	2	3	3	2	2	1	1	4	15
11	HARRIS, Kain	g	0-1	0-1	0-0	0	0	0	2	0	0	0	0	0	4
15	ROBERTS, Anthony	g	0-1	0-0	0-0	0	0	0	0	0	0	0	0	0	11
23	WALKER, Jaylin	g	8-18	4-7	2-2	0	4	4	0	22	2	2	1	1	30
Team						0	0	0			1				
Totals			25-56	12-24	15-20	4	20	24	20	77	15	8	5	13	200

FG % 1st Half: 15-28 53.6% 2nd half: 10-28 35.7% Game: 25-56 44.6%  
3FG % 1st Half: 9-15 60.0% 2nd half: 3-9 33.3% Game: 12-24 50.0%  
FT % 1st Half: 2-2 100.0% 2nd half: 13-18 72.2% Game: 15-20 75.0%

## Vanderbilt 75 • 4-1

#	Player	Total		3-Ptr		Rebounds			PF	TP	A	TO	Blk	Stl	Min
		FG-FGA	FG-FGA	FT-FTA	FT-FTA	Off	Def	Tot							
11	SHITTU, Simisola	f	8-15	0-1	4-5	2	6	8	3	20	3	5	0	0	32
12	RYAN, Matt	f	3-5	2-4	0-0	1	4	5	0	8	2	0	0	0	31
00	LEE, Saben	g	4-10	1-4	4-8	1	4	5	3	13	5	6	0	1	29
02	TOYE, Joe	g	6-11	0-4	3-5	0	6	6	2	15	1	2	1	0	31
10	GARLAND, Darius	g	1-1	0-0	0-0	0	0	0	0	2	0	0	0	0	2
01	WETZELL, Yanni	g	1-1	0-0	0-0	1	1	2	2	2	0	1	0	0	11
03	EVANS, Maxwell	g	3-7	1-1	1-4	3	1	4	0	8	1	0	0	0	21
13	MOYER, Matthew	g	0-1	0-1	2-2	2	1	3	3	2	1	0	1	0	14
15	BROWN, Clevon	g	0-2	0-0	0-0	3	0	3	1	0	0	0	0	0	6
24	NESMITH, Aaron	g	1-5	1-3	2-3	1	5	6	4	5	2	1	0	1	23
Team						1	1	2							
Totals			27-58	5-18	16-27	15	29	44	18	75	15	15	2	2	200

FG % 1st Half: 10-29 34.5% 2nd half: 17-29 58.6% Game: 27-58 46.6%  
3FG % 1st Half: 2-9 22.2% 2nd half: 3-9 33.3% Game: 5-18 27.8%  
FT % 1st Half: 12-17 70.6% 2nd half: 4-10 40.0% Game: 16-27 59.3%

Officials: Todd Austin, John Hampton, Hunter Allen  
Technical fouls: Kent State-WILLIAMSON, CJ. Vanderbilt-None.  
Attendance: 9061

Score by periods	1st	2nd	Total
Kent State	41	36	77
Vanderbilt	34	41	75

Last FG - KENT 2nd-01:33, VU 2nd-00:03.  
Largest lead - KENT by 13 1st-13:03, VU by 2 1st-19:43.  
KENT led for 34:25. VU led for 00:57. Game was tied for 04:38.

Score tied - 4 times.  
Lead changed - 5 times.



Official Basketball Box Score -- Game Totals -- Final Statistics  
**Savannah State vs Vanderbilt**  
11/27/18 7 p.m. at Nashville, Tenn. (Memorial Gym)



## Savannah State 85 • 3-6

#	Player	Total		3-Ptr		Rebounds			PF	TP	A	TO	Blk	Stl	Min
		FG-FGA	FG-FGA	FT-FTA	FT-FTA	Off	Def	Tot							
00	HARPER, Tyrell	f	2-7	1-4	0-0	0	0	0	4	5	1	5	0	5	21
04	GRANT JR., John	f	1-8	0-5	0-0	1	0	1	2	2	0	0	0	1	17
12	SMITH, Jahlil	f	4-10	1-5	2-4	1	4	5	0	11	1	2	0	0	22
03	SELLERS, Zach	g	4-13	3-7	0-0	1	0	1	2	11	3	3	0	2	31
11	DOTSON, Jaquan	g	5-9	5-9	2-2	0	2	2	3	17	1	0	0	1	35
02	SMITH, Zaqavian	g	2-4	2-3	0-0	1	0	1	2	6	0	1	0	0	12
02	JOSEPH, Collins	g	8-10	3-5	2-3	2	1	3	0	21	5	2	0	0	22
05	HANSEN, Romani	g	0-5	0-2	3-4	2	3	5	4	3	3	0	2	3	18
10	SAEED, Adam	g	4-9	1-3	0-1	1	4	5	1	9	1	5	0	0	22
Team						2	2	4			1				
Totals			30-75	16-43	9-14	11	16	27	18	85	15	19	2	12	200

FG % 1st Half: 14-36 38.9% 2nd half: 16-39 41.0% Game: 30-75 40.0%  
3FG % 1st Half: 6-24 25.0% 2nd half: 10-19 52.6% Game: 16-43 37.2%  
FT % 1st Half: 3-5 60.0% 2nd half: 6-9 66.7% Game: 9-14 64.3%

## Vanderbilt 120 • 5-1

#	Player	Total		3-Ptr		Rebounds			PF	TP	A	TO	Blk	Stl	Min
		FG-FGA	FG-FGA	FT-FTA	FT-FTA	Off	Def	Tot							
11	SHITTU, Simisola	f	6-7	0-1	5-6	1	2	3	2	17	5	5	0	0	19
15	BROWN, Clevon	f	1-2	0-0	2-2	0	1	1	0	4	0	0	4	1	20
32	RYAN, Matt	f	3-8	3-8	2-2	1	2	3	0	11	3	3	0	0	20
00	LEE, Saben	g	4-6	0-1	3-5	1	3	4	1	11	4	0	0	3	20
02	TOYE, Joe	g	5-6	3-3	0-0	0	2	2	3	13	1	0	1	0	13
01	WETZELL, Yanni	g	5-7	2-2	3-4	1	6	7	1	15	2	2	1	1	23
03	EVANS, Maxwell	g	6-9	2-4	2-2	1	3	4	1	16	3	3	1	0	26
13	MOYER, Matthew	g	4-9	2-5	0-0	3	3	6	0	10	5	2	1	0	24
14	RICE, Isaiah	g	0-0	0-0	0-0	0	0	0	0	0	0	1	0	0	3
24	NESMITH, Aaron	g	7-12	2-5	4-4	2	11	13	4	20	3	3	2	3	29
30	HUNT, Mac	g	1-1	1-1	0-0	0	0	0	0	3	1	0	0	0	3
Team						2	4	6			1				
Totals			42-67	15-30	21-25	12	37	49	12	120	27	20	10	9	200

FG % 1st Half: 23-37 62.2% 2nd half: 19-30 63.3% Game: 42-67 62.7%  
3FG % 1st Half: 6-15 40.0% 2nd half: 9-15 60.0% Game: 15-30 50.0%  
FT % 1st Half: 13-17 76.5% 2nd half: 8-8 100.0% Game: 21-25 84.0%

Officials: Pat Adams, Brian Shey, Erroll Lewis  
Technical fouls: Savannah State-None. Vanderbilt-None.  
Attendance: 8271

Score by periods	1st	2nd	Total
Savannah State	37	48	85
Vanderbilt	65	55	120

Last FG - SSUM 2nd-02:04, VU 2nd-00:31.  
Largest lead - SSUM by 1 1st-16:32, VU by 43 2nd-04:53.  
SSUM led for 00:23. VU led for 39:26. Game was tied for 00:11.

Score tied - 0 times.  
Lead changed - 2 times.



Official Basketball Box Score -- Game Totals -- Final Statistics  
**Vanderbilt vs NC State**  
12/01/18 5:00 PM at AmericanAirlines Arena, Miami, Fla.



## Vanderbilt 65 • 5-2

#	Player	Total		3-Ptr		Rebounds			PF	TP	A	TO	Blk	Stl	Min
		FG-FGA	FG-FGA	FT-FTA	FT-FTA	Off	Def	Tot							
11	SHITTU, Simisola	f	6-12	0-2	3-5	2	4	6	3	15	2	3	3	1	33
15	BROWN, Clevon	f	2-2	0-0	0-2	1	1	2	3	4	2	1	1	1	16
32	RYAN, Matt	f	3-9	1-5	2-2	2	3	5	0	9	0	0	0	1	21
00	LEE, Saben	g	3-7	0-0	9-13	0	1	1	3	15	3	2	0	0	32
02	TOYE, Joe	g	0-6	0-4	1-2	0	1	1	2	1	0	0	1	0	26
01	WETZELL, Yanni	g	1-5	0-3	0-2	0	3	3	2	2	0	0	0	0	13
03	EVANS, Maxwell	g	4-7	1-3	1-2	2	1	3	3	10	1	2	0	0	20
13	MOYER, Matthew	g	0-2	0-1	0-0	2	2	4	1	0	0	0	1	0	14
24	NESMITH, Aaron	g	3-6	1-4	2-2	3	2	5	4	9	1	1	1	1	25
Team						0	3	3							
Totals			22-56	3-22	18-30	12	21	33	21	65	9	12	7	4	200

FG % 1st Half: 12-27 44.4% 2nd half: 10-29 34.5% Game: 22-56 39.3%  
3FG % 1st Half: 1-9 11.1% 2nd half: 2-13 15.4% Game: 3-22 13.6%  
FT % 1st Half: 9-13 69.2% 2nd half: 9-17 52.9% Game: 18-30 60.0%

## NC State 80 • 7-1

#	Player		Total		3-Ptr		Rebounds			PF	TP	A	TO	Blk	Stl	Min
			FG-FGA	FG-FGA	FT-FTA	FT-FTA	Off	Def	Tot							
33	WALKER, Wyatt	f	2-2	0-0	0-0	1	3	4	5	4	1	2	0	0	18	
02	DORN, Torin	g	4-8	0-1	2-3	1	6	7	2	10	0	2	0	0	32	
10	BEVERLY, Braxton	g	1-7	1-3	1-2	0	3	3	2	4	3	1	0	0	30	
11	JOHNSON, Markell	g	7-10	1-2	4-6	3	3	6	3	19	7	2	0	0	26	
24	DANIELS, Devon	g	2-5	1-3	1-2	0	1	1	3	6	0	1	0	1	14	
00	FUNDERBURK, DJ	g	5-10	0-1	6-7	3	2	5	4	16	1	1	0	1	22	
04	HELLEMS, Jericole	g	4-10	1-2	0-0	1	2	3	2	9	0	0	0	0	23	
05	LOCKETT, Eric	g	0-0	0-0	0-0	0	0	0	0	0	0	0	0	0	7	
13	BRYCE, CJ	g	4-11	1-3	0-0	1	5	6	1	9	2	2	0	0	24	
55	HARRIS, Blake	g	1-1	0-0	1-2	0	1	1	2	3	0	1	0	1	4	
	Team					7	3	10								
	Totals		30-64	5-15	15-22	17	29	46	24	80	16	12	0	3	200	



# 2018-19 Box Scores



Official Basketball Box Score -- Game Totals -- Final Statistics  
**Arizona State vs Vanderbilt**  
12/17/18 6 p.m. at Nashville, Tenn. (Memorial Gym)



## Arizona State 65 • 8-2

#	Player	Total		3-Ptr		Rebounds			PF	TP	A TO Blk			Stl	Min
		FG-FGA	FG-FGA	FT-FTA	Off Def Tot	PF	TP	A TO Blk							
14	Lawrence, Kimani	f	3-12	1-4	0-0	3 5 8	3	7	1 2 0	1	30				
23	White, Romello	f	2-4	0-0	5-6	2 3 5	1	9	0 1 0	0	22				
45	Cheatham, Zylan	f	3-6	0-1	3-4	1 13 14	3	9	0 1 1	0	33				
00	Dort, Luguentz	g	3-13	2-4	2-3	0 1 1	3	10	3 3 0	1	29				
01	Martin, Remy	g	3-12	1-5	2-2	1 2 3	0	9	1 1 0	0	29				
02	Edwards, Rob		4-10	2-4	4-4	0 0 0	4	14	3 0 0	1	25				
32	Lake, De'Quon		0-0	0-0	0-1	2 1 3	3	0	0 1 1	0	12				
35	Cherry, Taeshon		3-8	1-6	0-0	1 3 4	2	7	1 1 0	0	20				
	Team					3 1 4									
	Totals		21-65	7-24	16-20	13 29 42	19	65	9 10 1	4	200				

FG % 1st Half: 11-33 33.3% 2nd half: 10-32 31.3% Game: 21-65 32.3%  
3FG % 1st Half: 3-11 27.3% 2nd half: 4-13 30.8% Game: 7-24 29.2%  
FT % 1st Half: 3-4 75.0% 2nd half: 13-16 81.3% Game: 16-20 80.0%

## Vanderbilt 81 • 7-2

#	Player	Total		3-Ptr		Rebounds			PF	TP	A TO Blk			Stl	Min
		FG-FGA	FG-FGA	FT-FTA	Off Def Tot	PF	TP	A TO Blk							
11	SHITTU, Simisola	f	4-10	0-1	1-2	0 7 7	3	9	4 2 0	1	37				
13	MOYER, Matthew	f	0-2	0-2	0-0	0 0 0	1	0	0 1 0	0	10				
20	RYAN, Matt	f	2-11	2-9	5-6	0 1 1	1	11	1 0 0	0	24				
00	LEE, Saben	g	2-3	1-2	9-12	0 5 5	2	14	3 4 0	0	29				
02	TOYE, Joe	g	4-8	3-4	0-0	1 1 2	3	11	0 0 0	2	23				
01	WETZELL, Yanni		3-5	1-2	5-5	1 4 5	3	12	1 1 2	0	21				
03	EVANS, Maxwell		3-5	2-3	0-0	0 4 4	0	8	3 1 0	0	17				
15	BROWN, Clevon		1-1	0-0	1-2	1 1 2	2	3	0 1 1	0	12				
24	NESMITH, Aaron		5-10	3-5	0-2	1 4 5	3	13	1 0 1	0	27				
	Team					3 5 8									
	Totals		24-55	12-28	21-29	7 32 39	18	81	13 10 4	3	200				

FG % 1st Half: 14-34 41.2% 2nd half: 10-21 47.6% Game: 24-55 43.6%  
3FG % 1st Half: 6-16 37.5% 2nd half: 6-12 50.0% Game: 12-28 42.9%  
FT % 1st Half: 0-2 0.0% 2nd half: 21-27 77.8% Game: 21-29 72.4%

Officials: Doug Simons, Keith Kimble, Michael Roberts  
Technical fouls: Arizona State-Dort, Luguentz. Vanderbilt-None.  
Attendance: 9271

Score by periods	1st	2nd	Total
Arizona State	28	37	65
Vanderbilt	34	47	81

Last FG - ASU 2nd-01:00, VU 2nd-02:46.  
Largest lead - ASU by 9 1st-16:46, VU by 16 2nd-00:32.  
ASU led for 14:50, VU led for 24:07, Game was tied for 01:02.

	In Paint	Off T/O	2nd Chance	Fast Break	Bench
Points					
ASU	24	6	11	4	21
VU	24	7	8	4	36

Score tied - 1 time.  
Lead changed - 1 time.



Official Basketball Box Score -- Game Totals -- Final Statistics  
**Vanderbilt vs Kansas State**  
12/22/18 6:01 p.m. CT at Kansas City, Mo. - Sprint Center



## Vanderbilt 58 • 7-3

#	Player	Total		3-Ptr		Rebounds			PF	TP	A TO Blk			Stl	Min
		FG-FGA	FG-FGA	FT-FTA	Off Def Tot	PF	TP	A TO Blk							
11	SHITTU, Simisola	f	3-9	0-0	4-4	0 7 7	3	10	2 1 0	0	27				
13	MOYER, Matthew	f	0-2	0-2	0-0	0 1 1	3	0	0 0 1	1	9				
32	RYAN, Matt	f	4-8	4-7	2-3	0 4 4	4	14	0 2 0	0	29				
00	LEE, Saben	g	1-5	0-3	6-6	1 1 2	1	8	4 3 1	0	22				
02	TOYE, Joe	g	3-7	3-6	2-3	0 2 2	3	11	2 3 0	0	24				
01	WETZELL, Yanni		3-6	0-2	2-2	3 6 9	3	8	0 2 0	0	29				
03	EVANS, Maxwell		0-3	0-1	5-9	0 2 2	0	5	2 2 0	0	24				
15	BROWN, Clevon		1-1	0-0	0-0	1 0 1	0	2	0 0 0	0	13				
24	NESMITH, Aaron		0-6	0-4	0-0	1 4 5	5	0	1 2 0	1	23				
	Team					0 2 2									
	Totals		15-47	7-25	21-27	6 29 35	22	58	11 15 2	2	200				

FG % 1st Half: 8-26 30.8% 2nd half: 7-21 33.3% Game: 15-47 31.9%  
3FG % 1st Half: 3-13 23.1% 2nd half: 4-12 33.3% Game: 7-25 28.0%  
FT % 1st Half: 1-4 25.0% 2nd half: 20-23 87.0% Game: 21-27 77.8%

## Kansas State 69 • 9-2

#	Player	Total		3-Ptr		Rebounds			PF	TP	A TO Blk			Stl	Min
		FG-FGA	FG-FGA	FT-FTA	Off Def Tot	PF	TP	A TO Blk							
14	MAWIEN, Makol	f	7-10	1-1	0-0	2 3 5	4	15	0 0 1	0	29				
20	SNEED, Xavier	f	2-11	1-4	2-2	2 7 9	3	7	4 0 0	1	31				
02	DIARRA, Cartier	g	2-6	2-3	4-6	1 6 7	2	10	1 1 1	1	32				
03	STOKES, Kamau	g	2-8	0-4	8-12	0 2 2	2	12	5 4 0	0	35				
05	BROWN, Barry	g	5-12	1-3	1-2	0 5 5	5	12	2 1 0	3	34				
00	McGUIRL, Mike		3-6	0-2	0-0	0 2 2	0	6	1 0 0	1	19				
01	NEAL-WILLIAMS, Shau		0-0	0-0	0-0	0 0 0	0	0	0 0 0	0	0+				
21	LOVE III, James		0-0	0-0	0-0	0 0 0	0	0	0 0 0	0	0+				
23	TRICE, Austin		3-5	0-0	1-5	0 2 2	3	7	0 1 0	1	15				
34	STOCKARD III, Levi		0-0	0-0	0-0	0 0 0	0	0	0 0 0	0	5				
	Team					2 0 2									
	Totals		24-58	5-17	16-27	7 27 34	19	69	13 7 2	7	200				

FG % 1st Half: 12-29 41.4% 2nd half: 12-29 41.4% Game: 24-58 41.4%  
3FG % 1st Half: 3-10 30.0% 2nd half: 2-7 28.6% Game: 5-17 29.4%  
FT % 1st Half: 3-4 75.0% 2nd half: 13-23 56.5% Game: 16-27 59.3%

Officials: Joe DeRosa, Byron Jarrett, Kerby Sitton  
Technical fouls: Vanderbilt-None, Kansas State-None.  
Attendance: 14062  
Ninth Wildcat Classic at the Sprint Center

Score by periods	1st	2nd	Total
Vanderbilt	20	38	58
Kansas State	30	39	69


Last FG - VU 2nd-00:53, KS 2nd-03:10.  
Largest lead - VU None, KS by 22 2nd-11:02.  
VU led for 00:00, KS led for 39:46, Game was tied for 00:13.

	In Paint	Off T/O	2nd Chance	Fast Break	Bench
Points					
VU	16	3	4	6	15
KS	30	16	10	4	13

Score tied - 0 times.  
Lead changed - 0 times.



## HEAD COACH BRYCE DREW



### THE DREW FILE

**High School:** Valparaiso (Ind.), '94

**College:** Bachelor of Arts In Sports Management, Valparaiso, '98

**Family:** Wife, Tara, son Bryson (4)



### DREW THROUGH THE YEARS

Year	School	Position	W-L	Conf.	Postseason
2019	Vanderbilt	Head Coach	7-3	-	-
2018	Vanderbilt	Head Coach	12-20	6-12	-
2017	Vanderbilt	Head Coach	19-16	10-8	NCAA First Round
2016	Valparaiso	Head Coach	30-7	16-2	NIT Finals
2015	Valparaiso	Head Coach	28-6	13-3	NCAA Second Round
2014	Valparaiso	Head Coach	18-16	9-7	CollegelInsider.com First Round
2013	Valparaiso	Head Coach	26-8	13-3	NCAA Second Round
2012	Valparaiso	Head Coach	22-12	14-4	NIT First Round
2011	Valparaiso	Assistant Coach	23-12	12-6	CollegelInsider.com First Round
2010	Valparaiso	Assistant Coach	15-17	10-8	-
2009	Valparaiso	Assistant Coach	9-22	5-13	-
2008	Valparaiso	Assistant Coach	22-14	9-9	College Basketball Invite 2nd Rd.
2007	Valparaiso	Assistant Coach	16-15	9-5	-
2006	Valparaiso	Assistant Coach	17-12	8-8	-
2005	Valencia (Spain)	Player	38-14		Champions League Second Round
2004	New Orleans (NBA)	Player	41-41		East 1st round
2003	New Orleans (NBA)	Player	47-35		East 1st round
2002	Charlotte (NBA)	Player	44-38		East Semifinals
2001	Chicago (NBA)	Player	15-67		-
2000	Houston (NBA)	Player	34-48		-
1999	Houston (NBA)	Player	31-19		West 1st round
1998	Valparaiso	Player	23-10	13-3	NCAA Regional Semifinals
1997	Valparaiso	Player	24-7	13-3	NCAA First Round
1996	Valparaiso	Player	22-10	13-5	NCAA First Round
1995	Valparaiso	Player	20-8	14-4	-
<b>Head Coach Totals</b>			<b>162-88</b>	<b>81-39</b>	
<b>Totals at Vanderbilt (Head Coach)</b>			<b>38-39</b>	<b>16-20</b>	
<b>Totals at Valparaiso (Head Coach)</b>			<b>124-49</b>	<b>65-19</b>	
<b>Totals at Valparaiso (Assistant)</b>			<b>102-92</b>	<b>53-49</b>	
<b>Totals at Valparaiso (playing)</b>			<b>89-35</b>	<b>53-15</b>	
<b>Totals as NBA Player</b>			<b>212-248</b>		

<b>3</b>	Three-time Conference Coach of the Year
<b>25</b>	Averaged 25 wins a year in five years at Valparaiso
<b>27</b>	27th coach in Vanderbilt basketball history, and ninth of the modern era.
<b>5</b>	Postseason appearances as a head coach, including three in the NCAA Tournament and two in the NIT.
<b>16</b>	Coached 16 All-Conference honorees.
<b>30</b>	Won 30 games with Valparaiso in 2015-16.
<b>2,142</b>	Career points scored at Valparaiso - the 2nd most in the program's history. He is also the program's leader in 3-pointers made (364) and assists (626).
<b>2</b>	Two-time NABC District 12 Coach of the Year
<b>6</b>	Played six seasons in the NBA... Two with Houston, one with Chicago, and three with Charlotte/New Orleans
<b>1,000</b>	Scored over 1,000 points in his NBA career.
<b>12</b>	Played alongside 12 NBA All-Stars
<b>3</b>	Played with three players named among the Top 50 NBA Players of All Time - Charles Barkley, Hakeem Olajuwon, and Scottie Pippin
<b>10</b>	Recruited a consensus Top 10 recruiting class for the class of 2018.



## VANDERBILT ATHLETIC COMMUNICATIONS

### INTERVIEW POLICY

Vanderbilt head coach Bryce Drew and selected Vanderbilt players will be available to the media before practice on a weekly basis during the non-conference season, and bi-weekly during the SEC season.

The times for those media sessions will be emailed to media members in advance of those pre-practice interviews.

Media may photograph the first 20 minutes of practice. All practices are closed to the public.

### POSTGAME INTERVIEW POLICY

Vanderbilt head coach Bryce Drew will enter the Memorial Gym interview room after the NCAA-mandated 10-minute cooling off period, and after the visiting team makes an appearance in the interview room.

### VUCOMMODORES.COM

The official website of Vanderbilt athletics, vucommodores.com, includes pregame notes, season statistics, videos of press conferences and meetings with the media, live stats, twitter feeds, and streaming audio and video of everything that is Commodore athletics.

### @VANDYMBB

The official Twitter feed of Vanderbilt men's basketball, follow the latest information and get breaking news on Commodore basketball.

## VU QUICK FACTS

**Location** ..... Nashville, Tenn.  
**Founded** ..... 1873  
**Conference** ..... Southeastern  
**Enrollment** ..... 6,738  
**Nickname** ..... Commodores  
**Colors** ..... Black and Gold  
**Home Arena** ..... Memorial Gymnasium (14,316)  
**Chancellor** ..... Nicholas Zeppos  
**Vice Chancellor** ..... David Williams II  
**Faculty Rep.** ..... Dr. Susan Wentz

### Athletic Communications

**Men's Basketball SID** ..... Andy Boggs  
**Media Relations Address** ..... 2601 Jess Neely Dr.  
 ..... Nashville, TN 37212  
**Office Phone** ..... (615) 343-1847  
**E-Mail** ..... Andy.Boggs@Vanderbilt.edu

## INS AND OUTS

Career Games Played				
Player	Games	Starts	Cons.	Starts
Joe Toye	107	32		10
Matt Ryan	82	14		10
Clevon Brown	76	6	-	
Yanni Wetzell	69	60	-	
Saben Lee	42	39		35
Maxwell Evans	38	15	-	
Aaron Nesmith	10	-	-	
Simisola Shittu	10	10		10
Darius Garland	5	5	-	
Isaiah Rice	4	-	-	
Mac Hunt	2	-	-	

### Double-Digit Scoring Games

Player	Career (Record)	'18-19	Cons.
Joe Toye	25 (14-11)	7 (5-2)	2 (1-1)
Saben Lee	24 (11-13)	7 (5-2)	-
Matt Ryan	11	6 (5-1)	2 (1-1)
Simisola Shittu	8 (5-3)	8 (5-3)	1 (0-1)
Maxwell Evans	5 (3-2)	2 (1-1)	-
Darius Garland	3 (3-0)	3 (3-0)	-
Aaron Nesmith	3 (3-0)	3 (3-0)	-
Matthew Moyer	2 (2-0)	2 (2-0)	-
Clevon Brown	1 (1-0)	-	-
Yanni Wetzell	2 (2-0)	2 (2-0)	-

### Double-Digit Rebounding Games

Player	Career	'18-19	Cons.
Simisola Shittu	2 (2-0)	2 (2-0)	-
Aaron Nesmith	1 (1-0)	1 (1-0)	-

### Double-Doubles

Player	Career	'18-19	Cons.
Simisola Shittu	2 (1-0)	2 (1-0)	-
Aaron Nesmith	1 (1-0)	1 (1-0)	-

## SEC PRESEASON POLL

### Preseason Media Poll, Pts

1. Kentucky
2. Tennessee
3. Auburn
4. Mississippi State
5. Florida
6. LSU
7. Alabama
8. Vanderbilt
9. Missouri
10. Arkansas
11. South Carolina
12. Texas A&M
13. Georgia
14. Ole Miss

### First Team All-SEC

Daniel Gafford – Arkansas  
 Reid Travis – Kentucky  
 Tremont Waters – LSU  
 Chris Silva – South Carolina  
 Grant Williams – Tennessee

### Second Team All-SEC

Bryce Brown – Auburn  
 Jared Harper – Auburn  
 Jalen Hudson – Florida  
 P.J. Washington – Kentucky  
 Quindary Weatherspoon – Mississippi State  
 Jontay Porter – Missouri  
 Admiral Schofield – Tennessee

### SEC Player of the Year

Grant Williams – Tennessee

## 2018-19 TRENDS

Winning Opening Tip .....	5-2
Losing Opening Tip .....	2-1
VU Scores First .....	4-1
Opponent Scores First .....	3-2
Leading at Halftime .....	7-0
Trailing at Halftime .....	0-3
Tied at Halftime .....	0-0
Leading with Five Minutes Remaining .....	7-0
Trailing with Five Minutes Remaining .....	0-3
Tied with Five Minutes Remaining .....	0-0
Leading with Two Minutes Remaining .....	7-0
Trailing with Two Minutes Remaining .....	0-3
Tied with Two Minutes Remaining .....	0-0
Overtime .....	0-0
Games Decided by Three Points or Less .....	0-1
Games Decided by 4-10 Points .....	2-1
Games Decided by 11-20 Points .....	2-2
Games Decided by 21-plus Points .....	3-0
VU Shoots 50% or Better .....	3-0
VU Shoots 40% or Better .....	4-1
VU Shoots Lower Than 40% .....	1-2
Opponent Shoots 50% or Better .....	0-0
Opponent Shoots 40% or Better .....	3-2
Opponent Shoots Lower Than 40% .....	4-0
VU Outshoots Opponent .....	6-2
VU Outshot by Opponent .....	1-1
Shoot Same Percentage .....	0-0
VU Scores 70 Points or More .....	6-1
VU Scores Less Than 70 Points .....	0-2
VU Scores 80 Points or More .....	4-0
VU Scores 90 Points or More .....	2-0
Opponent Scores 70 Points or More .....	4-1
Opponent Scores Less Than 70 Points .....	3-1
Opponent Scores 80 Points or More .....	1-1
Opponent Scores 90 Points or More .....	0-0
Makes More 3-Pointers Than Opponent .....	6-1
Makes Fewer 3-Pointers Than Opponent .....	1-2
3-Pointers are Equal .....	0-0
Outrebounds Opponent .....	5-2
Outrebounded by Opponent .....	2-1
Rebounds are Equal .....	0-0
Playing on National TV .....	2-2
Playing on Regional TV .....	0-0
Online Only .....	5-1
Playing on Weekday .....	5-1
Playing on Weekend .....	1-1
Game Tips Before 6 p.m. CT (afternoons) .....	0-2
Game Tips After 6 p.m. CT (evenings) .....	7-1
In White Uniforms .....	6-0
In Gold Uniforms .....	0-1
In Black Uniforms .....	1-2
In Grey Uniforms .....	0-0
In November .....	5-1
In December .....	1-2
In January .....	0-0
In February .....	0-0
In March .....	0-0
Home .....	6-1
Neutral .....	0-1
Away .....	1-1
<b>Conferences</b>	
vs. Non-Conference .....	7-3
ACC .....	0-1
ASUN .....	1-0
Big 12 .....	0-1
Big South .....	1-0
C-USA .....	1-0
Mid-American .....	0-1
Mid-Eastern Athletic .....	1-0
Pac 12 .....	1-0
SWAC .....	1-0
Vs. SEC .....	0-0
<b>Lineups</b>	
Garland, Lee, Ryan, Toye, Shittu .....	4-1
Brown, Lee, Ryan, Shittu, Toye .....	1-1
Lee, Moyer, Ryan, Shittu, Toye .....	2-1



## 2018-19 Roster

No.	Name	Pos.	Ht.	Wt.	Cl.-Yr	Hometown (Previous School)
0	Saben Lee	G	6-2	183	So. - 2nd	Phoenix, Ariz. (Corona Del Sol)
1	Yanni Wetzell	F/C	6-10	240	R-Jr. - 4th	Auckland, N.Z. (St. Mary's (Texas)/Westlake Boys)
2	Joe Toye	G/F	6-7	210	Sr. - 4th	Chicago, Ill. (Whitney Young)
3	Maxwell Evans	G	6-2	192	So. - 2nd	Houston, Texas (Bellaire)
10	Darius Garland	G	6-2	175	Fr. - 1st	Nashville, Tenn. (Brentwood Academy)
11	Simisola Shittu	F/C	6-10	240	Fr. - 1st	Burlington, Ont. (Vermont Academy)
13	Matthew Moyer	F	6-8	217	R-So. - 3rd	Gahanna, Ohio (Syrcause/South Kent Prep/Lincoln)
14	Isaiah Rice	G	5-11	195	So. - 2nd	Indianapolis, Ind. (Park Tudor)
15	Clevon Brown	F	6-8	240	Jr. -3rd	San Antonio, Texas (Churchill)
24	Aaron Nesmith	F	6-6	213	Fr. - 1st	Charleston, S.C. (Porter Gaud)
32	Matt Ryan	F	6-8	215	R-Jr. - 4th	Cortlandt Manor, N.Y. (Notre Dame/Iona Prep)
42	Mac Hunt	G	6-6	182	Fr. - 1st	Chattanooga, Tenn. (McCallie)
50	Ejike Obinna	F/C	6-10	240	So. - 2nd	Enugu, Nigeria (Virginia Academy (Va.))

### COACHING STAFF

Head Coach..... **Bryce Drew** (Valparaiso, 1998) - 3rd  
 Associate Head Coach..... **Roger Powell** (Illinois, 2005) - 3rd  
 Assistant Coach..... **Jake Diebler** (Valparaiso, 2009) - 3rd  
 Assistant Coach..... **Casey Shaw** (Toledo, 1998) - 3rd  
 Director of Scouting..... **Luke Simons** (Purdue, 2005) - 3rd  
 Director of Operations..... **Matt Olinger** (Liberty, 2007) - 3rd

### SUPPORT STAFF

Athletic Communications Dir. .... **Andy Boggs** (Florida State, 1998)  
 Academic Support... **Max Maurice Martin** (South Carolina St., 1991)  
 Athletic Trainer..... **Brandon Wells** (UW-Stevens Point, 2007)  
 Strength and Conditioning..... **Jeremy Anderson** (Liberty, 2011)

### PRONUNCIATION GUIDE

Clevon Brown..... **CLEE-von**  
 Jake Diebler..... **DEEB-ler**  
 Aaron Nesmith..... **NEE-smith**  
 Ejike Obinna..... **EH-Je-KAY Oh-Bean-a**  
 Simisola Shittu..... **SIMI-sola Shi-TU**  
 Joe Toye..... **TOY**

### ROSTER BY CLASS

#### Seniors (1)

**Joe Toye** ..... Chicago, Ill.

#### Juniors (3)

**Clevon Brown** ..... San Antonio, Texas  
**Matt Ryan** ..... Cortlandt Manor, N.Y.  
**Yanni Wetzell** ..... Auckland, N.Z.

#### Sophomores (5)

**Maxwell Evans** ..... Houston, Texas  
**Saben Lee** ..... Phoenix, Ariz.  
**Matthew Moyer** ..... Gahanna, Ohio  
**Ejike Obinna** ..... Enugu, Nigeria  
**Isaiah Rice** ..... Indianapolis, Ind.

#### Freshman (4)

**Darius Garland** ..... Nashville, Tenn.  
**Mac Hunt** ..... Chattanooga, Tenn.  
**Aaron Nesmith** ..... Charleston, S.C.  
**Simisola Shittu** ..... Burlington, Ont.



## MEMORIAL MAGIC - THE HOME TO VANDERBILT HOOPS SINCE 1952

### HISTORIC MEMORIAL GYMNASIUM IN 67TH SEASON

Storied Memorial Gymnasium is in its 67th season as the host venue of Vanderbilt basketball. The SEC's most historic hoops setting has played host to more than 950 men's contests as well as the 1984 and 1991 SEC Tournaments and 40 men's and women's NCAA Tournament contests (since the early 1980s).

As the oldest gymnasium in the SEC, Memorial Gymnasium is renown for its end zone benches, raised floor and unique atmosphere. It was dedicated in 1952 as a memorial to all Vanderbilt men and women who served in World War II. It was built by the late master architect Edwin Keeble, who was commissioned to build a combination gymnasium/concert hall.

<b>.778</b>	All-time winning percentage at Memorial Gym (800-228).
<b>.886</b>	Winning percentage against non-conference opponents since 1990 (218-28).
<b>6</b>	Undefeated seasons at home.

### Winningest Coaches at Memorial Gymnasium

Coach	Yrs	Record
1. Kevin Stallings (2000-16)	17	226-65
2. Roy Skinner (1959, 1962-76)	16	181-41
3. Bob Polk (1948-58, 1960-61)	8	96-15
4. C.M. Newton (1982-89)	8	91-37
5. Jan van Breda Kolff (1994-99)	6	75-20
6. Eddie Fogler (1990-93)	4	54-12

### Coach Drew at Memorial Gymnasium

	Yr	Record
Bryce Drew	2016-17	11-5
	2017-18	11-7
	2018-19	6-1
	<b>Total</b>	<b>27-13</b>

### ANNUAL ATTENDANCE FIGURES

Year	All Games	Attendance	Average	NCAA Rank	SEC Games	SEC Attendance	Average
2018-19	7	61,189	8,741	-	-	-	-
2017-18	18	165,131	9,174	46	9	89,065	9,896
2016-17	16	154,169	9,636	45	9	92,645	10,294
2015-16	16	178,167	11,135	36	9	107,318	11,924
2014-15	19	168,377	8,862	51	9	88,830	9,870
2013-14	16	152,539	9,534	45	9	92,455	10,273
2012-13	15	159,557	10,637	36	9	100,986	11,221
2011-12	18	246,561	13,698	18	8	112,368	14,046
2010-11	17	234,632	13,802	18	8	114,346	14,293
2009-10	16	217,965	13,623	21	8	113,539	14,192
2008-09	17	225,686	13,276	25	8	112,833	14,104
2007-08	19	254,954	13,418	22	8	113,713	14,214
2006-07	17	204,511	12,030	31	8	109,043	13,630
2005-06	16	195,159	12,197	24	8	108,258	13,532
2004-05^	19	191,678	10,088	43	8	105,357	13,170
2003-04	17	192,301	11,312	33	8	106,990	13,374
2002-03	16	153,123	9,570	46	8	96,906	12,113
2001-02	17	150,325	8,843	50	8	93,873	11,734
2000-01	19	186,468	9,814	45	8	102,055	12,757
1999-00*	18	197,770	10,987	30	8	106,741	13,343
1998-99	16	192,538	12,034	26	8	106,128	13,266
1997-98	16	213,974	13,373	21	8	117,819	14,727
1996-97	16	207,771	12,986	25	8	120,214	15,027
1995-96	18	226,354	12,575	28	8	112,996	14,125
1994-95	13	183,042	14,080	17	8	118,932	14,867
1993-94	16	223,997	14,000	15	8	121,345	15,168
1992-93	14	212,156	15,154	11	8	122,536	15,317
1991-92	17	210,585	12,387	29	8	115,104	14,388
1990-91	16	214,638	13,415	19	9	133,482	14,831
1989-90	19	259,992	13,684	18	9	136,136	15,126
1988-89	15	224,657	14,977	13	9	137,212	15,246
1987-88	16	223,747	13,984	14	9	138,393	15,377
1986-87	17	226,343	13,314	14	9	130,854	14,539
1985-86	15	200,806	13,387	14	9	128,059	14,229
1984-85	16	194,390	12,149	17	9	122,514	13,613
1983-84	18	249,292	13,850	10	9	135,546	15,050
1982-83	17	237,584	13,976	9	9	135,418	15,046
1981-82	14	202,225	14,445	9	9	131,699	14,633
1980-81	15	227,478	15,165	9	9	136,436	15,160
1979-80	15	228,029	15,202	5	9	138,754	15,417
1978-79	14	215,330	15,380	5	9	139,930	15,547
1977-78	14	207,375	14,813	5	9	134,232	14,915
1976-77	15	211,966	14,131	4	9	149,108	16,568
1975-76	13	180,901	13,915	-	9	135,375	15,042
1974-75	12	178,527	14,877	-	9	134,304	14,923
1973-74	12	182,728	15,227	-	9	140,252	15,584
1972-73	12	173,567	14,464	-	9	131,193	14,577
1971-72	12	156,778	13,065	-	9	120,172	13,352
1970-71	12	170,634	14,220	-	9	130,260	14,473
1969-70	12	176,763	14,730	-	9	135,745	14,861
1968-69	12	126,896	10,575	-	9	95,300	10,589
1967-68	12	129,722	10,810	-	9	96,274	10,697
1966-67	12	105,492	8,791	-	9	79,173	8,797
1965-66	12	106,022	8,835	-	9	62,368	8,910
1964-65	12	98,821	8,235	-	9	65,712	8,214
1963-64	12	84,827	7,069	-	6	35,684	5,947
1962-63	12	75,261	6,272	-	6	46,183	6,598
1961-62	13	73,640	5,665	-	8	47,357	5,920
1960-61	13	74,187	5,707	-	7	45,549	6,507
1959-60	14	76,199	5,443	-	8	46,064	5,758

^ First year capacity increased from 14,168 to 14,316; \* First year capacity decreased from 15,311 to 14,168



## VANDERBILT BASKETBALL QUICK HITTERS

- This is the 116th year of Vanderbilt basketball, with the first season taking place in 1900-01. There were no teams in 1904-05 and 1905-06.
- The Commodores have been named to 15 NCAA Tournaments and 12 NIT's. Vanderbilt advanced to the Elite 8 in 1965 (field of 23), and the Sweet 16 in 1988, 1993, 2004, and 2007. The Commodores captured the NIT Championship in 1990 and finished runner-up in 1994.
- The Commodores are a charter member of the SEC, with the 2017-18 season being the 85th year in the conference.
- Vanderbilt is the only private institution in the SEC with the lowest enrollment of any of the 14 schools (6,738).
- Vanderbilt's Perry Wallace became the first African-American scholarship basketball player in the SEC when he took the court in 1967.
- The Commodores have 48 career 1,000-point scorers, with Shan Foster (2004-08) the all-time leading scorer with 2,011 career points.
- Vanderbilt has had 12 All-Americans since 1950. They are: Billy Joe Adcock (1950), Clyde Lee (1965), Tom Hagan (1969), Jan van Breda Kolff (1974), Will Perdue (1988), Billy McCaffrey (1993), Dan Langhi (2000), Matt Freije (2004), Derrick Byars (2007), Shan Foster (2008), and John Jenkins (2011).
- Vanderbilt had two players selected in the 2016 NBA Draft - Wade Baldwin IV, Memphis, 17th pick and Damian Jones, Golden State 30th pick - one of only three schools with two or more players drafted in the first round. In all, 37 Vanderbilt players have been selected in the NBA Draft since 1950.
- The Commodores had three players drafted in the first 31 picks of the 2012 NBA Draft - John Jenkins, Atlanta, 23rd pick, Festus Ezeli, Golden State, 30th pick, Jeffery Taylor, Charlotte, 31st pick - the most by the Commodores in one draft.
- The Commodores ended a 61-year SEC Tournament drought in 2012 by claiming the tournament championship in New Orleans, the team's first SEC tournament championship since 1951.
- Kevin Stallings is the winningest coach in Vanderbilt history with 322 total victories (17 years, 322-220).
- All three of the university's top all-time scorers played for Kevin Stallings (Foster, Jeffery Taylor, Matt Freije). John Jenkins, who is 10th on the list, also played for him.
- Vanderbilt's intercollegiate athletics teams are nicknamed the Commodores, in honor of the nickname given to founder Cornelius Vanderbilt, who made his fortune in shipping. Vanderbilt donated \$1 million to begin "Central University" in 1875 - the campus was later renamed for Cornelius because of his generosity. Cornelius never stepped foot on the campus that bears his namesake.

## SEC STANDINGS AND STATS

	Conference				Overall					
	W-L	Pct.	H	A	W-L	Pct.	H	A	N	Strk
Mississippi State	0-0	.000	0-0	0-0	11-1	.917	7-0	1-0	3-1	W8
Tennessee	0-0	.000	0-0	0-0	10-1	.909	7-0	1-0	2-1	W6
Auburn	0-0	.000	0-0	0-0	10-2	.833	7-0	1-1	2-1	W1
Kentucky	0-0	.000	0-0	0-0	9-2	.818	8-0	0-0	1-2	W2
Ole Miss	0-0	.000	0-0	0-0	9-2	.818	5-0	1-1	3-1	W6
LSU	0-0	.000	0-0	0-0	9-3	.750	7-0	0-1	2-2	W2
Alabama	0-0	.000	0-0	0-0	8-3	.727	6-1	0-1	2-1	W3
Arkansas	0-0	.000	0-0	0-0	8-3	.727	6-2	1-0	1-1	W1
Missouri	0-0	.000	0-0	0-0	8-3	.727	5-1	0-1	3-1	W5
Vanderbilt	0-0	.000	0-0	0-0	7-3	.700	6-1	1-0	0-2	L1
Florida	0-0	.000	0-0	0-0	7-4	.636	4-1	0-1	3-2	W2
Georgia	0-0	.000	0-0	0-0	7-4	.636	5-1	1-1	1-2	W2
Texas A&M	0-0	.000	0-0	0-0	6-4	.600	5-1	1-1	0-2	W5
South Carolina	0-0	.000	0-0	0-0	4-7	.364	3-4	0-2	1-1	L4

Statistic	National Rank	Conference Rank	Value	National Leader	Value	Conference Leader	Value
3-pt Field Goal Attempts (351 ranked)	247	6	244	Savannah St.	600	Auburn	364
Assist Turnover Ratio (351 ranked)	149	7	1.06	Virginia	1.87	Tennessee	1.80
Assists Per Game (351 ranked)	146	8	14.4	Michigan St.	21.0	Tennessee	20.8
Blocked Shots Per Game (351 ranked)	40	10	4.9	Duke	8.0	Georgia	6.5
Defensive Rebounds per Game (351 ranked)	21	3	29.90	Oklahoma	32.75	Georgia	32.00
Fewest Fouls (351 ranked)	18	1	173	UT Martin	153	Vanderbilt	173
Fewest Turnovers (351 ranked)	41	3	136	Virginia	87	Tennessee	127
						Florida	127
Field-Goal Percentage (351 ranked)	121	7	46.3	Gonzaga	53.3	Ole Miss	50.6
Field-Goal Percentage Defense (351 ranked)	49	5	39.8	Texas Tech	32.8	Georgia	37.7
Free Throw Attempts (351 ranked)	130	7	252	Central Mich.	370	Kentucky	306
Free Throws Made (351 ranked)	124	7	179	Iowa	265	Kentucky	229
Free-Throw Percentage (351 ranked)	134	7	71.0	Incarnate Word	80.2	Ole Miss	75.9
Offensive Rebounds Per Game (351 ranked)	158	10	10.50	Portland St.	20.27	Auburn	15.08
Personal Fouls Per Game (351 ranked)	105	4	17.3	Michigan	13.4	Mississippi St.	15.8
Rebound Margin (351 ranked)	90	10	4.3	ETSU	14.1	Kentucky	12.6
Scoring Defense (351 ranked)	172	12	70.8	Virginia	50.3	Florida	61.4
Scoring Margin (351 ranked)	75	8	10.2	Duke	27.8	Auburn	18.6
Scoring Offense (351 ranked)	52	5	81.0	The Citadel	99.5	Tennessee	84.5
Steals Per Game (350 ranked)	328	13	4.8	FIU	12.4	LSU	9.8
Three Pt FG Defense (351 ranked)	53	2	30.3	Texas Tech	24.1	Tennessee	29.5
Three-Point Field Goals Per Game (351 ranked)	99	4	8.7	The Citadel	14.1	Auburn	10.6
Three-Point Field-Goal Percentage (351 ranked)	122	5	35.7	Lehigh	45.0	Missouri	39.8
Total 3-point FGM (350 ranked)	213	6	87	Savannah St.	171	Auburn	127
Total Assists (351 ranked)	268	10	144	Gonzaga	257	Tennessee	229
Total Blocks (351 ranked)	99	11	49	Duke	96	Auburn	74
Total Rebounds (351 ranked)	257	11	404	ETSU	605	Georgia	475
Total Rebounds Per Game (351 ranked)	35	4	40.40	Portland St.	46.09	Georgia	43.18
Total Steals (350 ranked)	344	14	48	FIU	149	LSU	118
Turnover Margin (345 ranked)	287	12	-1.7	FIU	7.7	Auburn	6.3
Turnovers Forced (351 ranked)	302	14	11.90	FIU	22.75	Auburn	19.83
Turnovers Per Game (351 ranked)	188	8	13.6	Virginia	7.9	Tennessee	11.5
						Florida	11.5
Won-Lost Percentage (350 ranked)	92	10	70.0	5 teams tied	100.0	Mississippi St.	91.7

Statistic	Player	National Rank	Conference Rank	Value	National Leader	Value	Conference Leader	Value
3-pt Field Goal Attempts (249 ranked)					Jordan Lyons, Furman	148	Bryce Brown, Auburn	104
Assist Turnover Ratio (250 ranked)					Justin Jenifer, Cincinnati	8.83	Jalen Harris, Arkansas	5.62
Assists Per Game (245 ranked)	Saben Lee	203	10	3.8	Ja Morant, Murray St.	9.3	Jalen Harris, Arkansas	6.6
Blocked Shots Per Game (236 ranked)	Clevon Brown	128	15	1.40	Kylor Kelley, Oregon St.	4.09	Nicolas Claxton, Georgia	3.09
Defensive Rebounds per Game (249 ranked)	Simisola Shittu	90	5	5.90	Jordan Murphy, Minnesota	9.08	Nicolas Claxton, Georgia	7.55
	Aaron Nesmith	198	10	5.00				
Double Doubles (155 ranked)	Simisola Shittu	155	8	2	Mike Daum, South Dakota St.	10	Nicolas Claxton, Georgia	5
							Daniel Gafford, Arkansas	5
Field-Goal Percentage (249 ranked)	Simisola Shittu	102	5	52.8	Tristan Clark, Baylor	76.8	Daniel Gafford, Arkansas	65.8
Free Throw Attempts (244 ranked)	Saben Lee	111	6	67	Justin James, Wyoming	119	Grant Williams, Tennessee	82
Free Throws Made (241 ranked)	Saben Lee	126	3	48	Mike Daum, South Dakota St.	96	Grant Williams, Tennessee	65
Free-Throw Percentage (250 ranked)					Desure Bue, Hofstra	94.6	Jared Harper, Auburn	88.4
					Lindy Waters, Ill. Oklahoma St.	94.6		
Minutes Per Game (250 ranked)					Darnell Edge, Fairleigh Dickinson	39.04	Jared Harper, Auburn	33.41
Offensive Rebounds Per Game (247 ranked)					Cyril Langevine, Rhode Island	4.18	Christian Mekowulu, Texas A&M	3.30
Points Per Game (246 ranked)					Chris Clemmons, Campbell	30.5	Grant Williams, Tennessee	19.6
Rebounds Per Game (250 ranked)	Simisola Shittu	140	7	7.6	Jordan Murphy, Minnesota	12.9	Nicolas Claxton, Georgia	10.1
Steals Per Game (232 ranked)					Jacob Gilyard, Richmond	3.50	Tremont Waters, LSU	2.83
Three-Point Field Goals Per Game (246 ranked)	Matt Ryan	139	5	2.50	Matt Frierson, The Citadel	5.09	Isaiah Joe, Arkansas	3.82
Three-Point Field-Goal Percentage (149 ranked)	Matt Ryan	105	4	39.1	Noah Baumann, San Jose St.	57.1	Isaiah Joe, Arkansas	44.7
Total 3-point FGM (250 ranked)					Antoine Davis, Detroit Mercy	60	Isaiah Joe, Arkansas	42
Total Assists (232 ranked)					Alex Robinson, TCU	103	Jared Harper, Auburn	79
Total Blocks (230 ranked)	Clevon Brown	170	15	14	Brandon Gilbeck, Western Ill.	51	Nicolas Claxton, Georgia	34
Total Field Goal Attempts (250 ranked)					Antoine Davis, Detroit Mercy	278	Admiral Schofield, Tennessee	161
Total Field Goals Made (248 ranked)					Mike Daum, South Dakota St.	125	Admiral Schofield, Tennessee	80
Total Minutes (250 ranked)					Skyler Flatten, South Dakota St.	552:18	Jared Harper, Auburn	404:12
Total Points (246 ranked)					Mike Daum, South Dakota St.	379	Grant Williams, Tennessee	216
Total Rebounds (246 ranked)					Mike Daum, South Dakota St.	164	Nicolas Claxton, Georgia	111
					Jeromy Rodriguez, ETSU	164		
Total Steals (246 ranked)					Brian Beard Jr., FIU	41	Tremont Waters, LSU	34
Triple Doubles (1 ranked)					16 players tied	1		

## Vanderbilt Combined Overall Statistics



### 2018-19 Vanderbilt Basketball Vanderbilt Combined Team Statistics (as of Dec 22, 2018) All games



RECORD:	OVERALL	HOME	AWAY	NEUTRAL
ALL GAMES	7-3	6-1	1-1	0-1
CONFERENCE	0-0	0-0	0-0	0-0
NON-CONFERENCE	7-3	6-1	1-1	0-1

#	Player	gp-gs	min	avg	Total		3-Point		F-Throw		Rebounds				pf	dq	a	to	blk	stl	pts	avg
					fg-fga	fg%	3fg-fga	3fg%	ft-fa	ft%	off	def	tot	avg								
10	GARLAND, Darius	5-5	139	27.8	29-54	.537	11-23	.478	12-16	.750	2	17	19	3.8	7	0	13	15	2	4	81	16.2
11	SHITTU, Simisola	10-10	280	28.0	56-106	.528	0-9	.000	34-50	.680	17	59	76	7.6	29	1	20	24	8	8	146	14.6
00	LEE, Saben	10-10	276	27.6	32-77	.416	4-20	.200	48-67	.716	5	29	34	3.4	19	0	38	27	1	9	116	11.6
32	RYAN, Matt	10-10	252	25.2	32-81	.395	25-64	.391	15-19	.789	5	29	34	3.4	14	0	15	12	1	1	104	10.4
02	TOYE, Joe	10-10	255	25.5	33-71	.465	16-40	.400	21-28	.750	6	31	37	3.7	21	0	9	10	5	7	103	10.3
24	NESMITH, Aaron	10-0	227	22.7	25-61	.410	12-37	.324	17-20	.850	9	50	59	5.9	29	1	16	10	7	8	79	7.9
03	EVANS, Maxwell	9-0	143	15.9	21-43	.488	7-17	.412	11-20	.550	8	14	22	2.4	8	0	13	9	1	1	60	6.7
01	WETZELL, Yanni	10-0	139	13.9	16-32	.500	4-11	.364	12-17	.706	7	24	31	3.1	14	0	4	14	4	4	48	4.8
13	MOYER, Matthew	8-3	125	15.6	12-32	.375	6-18	.333	6-6	1.000	15	14	29	3.6	15	0	10	7	6	2	36	4.5
15	BROWN, Clevon	10-2	155	15.5	15-30	.500	1-4	.250	3-9	.333	16	10	26	2.6	17	0	5	6	14	4	34	3.4
30	HUNT, Mac	2-0	4	2.0	1-1	1.000	1-1	1.000	0-0	.000	0	0	0	0.0	0	0	1	0	0	0	3	1.5
14	RICE, Isaiah	2-0	4	2.0	0-0	.000	0-0	.000	0-0	.000	0	0	0	0.0	0	0	0	1	0	0	0	0.0
Team											15	22	37					1				
Total.....		10	1999		272-588	.463	87-244	.357	179-252	.710	105	299	404	40.4	173	2	144	136	49	48	810	81.0
Opponents.....		10	2000		259-651	.398	69-228	.303	121-189	.640	119	242	361	36.1	203	-	113	119	22	70	708	70.8

TEAM STATISTICS	VU	OPP
SCORING	810	708
Points per game	81.0	70.8
Scoring margin	+10.2	-
FIELD GOALS-ATT	272-588	259-651
Field goal pct	.463	.398
3 POINT FG-ATT	87-244	69-228
3-point FG pct	.357	.303
3-pt FG made per game	8.7	6.9
FREE THROWS-ATT	179-252	121-189
Free throw pct	.710	.640
F-Throws made per game	17.9	12.1
REBOUNDS	404	361
Rebounds per game	40.4	36.1
Rebounding margin	+4.3	-
ASSISTS	144	113
Assists per game	14.4	11.3
TURNOVERS	136	119
Turnovers per game	13.6	11.9
Turnover margin	-1.7	-
Assist/turnover ratio	1.1	0.9
STEALS	48	70
Steals per game	4.8	7.0
BLOCKS	49	22
Blocks per game	4.9	2.2
ATTENDANCE	61189	23615
Home games-Avg/Game	7-8741	2-8933
Neutral site-Avg/Game	-	1-5749

Date	Opponent		Score	Att.
11/06/18	WINTHROP	w	92-79	8387
11/11/18	at Southern California	w	82-78	3804
11/16/18	ALCORN STATE	w	79-54	9193
11/19/18	LIBERTY	w	79-70	8493
11/23/18	KENT STATE	L	75-77	9061
11/27/18	SAVANNAH STATE	w	120-85	8271
+ 12/01/18	vs NC State	L	65-80	5749
12/05/18	MIDDLE TENNESSEE	w	79-51	8513
12/17/18	ARIZONA STATE	w	81-65	9271
12/22/18	at Kansas State	L	58-69	14062

+ = 2018 Air Force Reserve Hoophall Invitational presented by Citi, Miami, Fla.

\* = Conference game

Score by Periods	1st	2nd	Totals
Vanderbilt	392	418	810
Opponents	341	367	708



## Vanderbilt Points-Rebounds-Assists

				00	01	02	03	10	11	13
Opponent	Date	Score		LEE,SABEN	WETZELL,YA	TOYE,JOE	EVANS,MAXW	GARLAND,DA	SHITTU,SIM	MOYER,MATT
WINTHROP	11/06/18	92-79	w	12-6-5	0-0-0	12-6-3	0-0-0	24-3-4	18-10-1	DNP
at Southern California	11/11/18	82-78	w	9-2-3	2-1-0	16-9-1	0-0-0	19-5-1	14-15-3	DNP
ALCORN STATE	11/16/18	79-54	w	10-2-6	2-1-0	14-4-0	4-1-0	3-7-4	20-6-0	5-8-2
LIBERTY	11/19/18	79-70	w	17-3-2	0-0-0	4-2-1	DNP	33-4-4	8-8-0	5-5-1
KENT STATE	11/23/18	75-77	L	13-5-5	2-2-0	15-6-1	8-4-1	2-0-0	20-8-3	2-3-1
SAVANNAH STATE	11/27/18	120-85	w	11-4-4	15-7-2	13-2-1	16-4-3	DNP	17-3-5	10-6-5
vs NC State	12/01/18	65-80	L	15-1-3	2-3-0	1-1-0	10-3-1	DNP	15-6-2	0-4-0
MIDDLE TENNESSEE	12/05/18	79-51	w	7-4-3	5-3-1	6-3-0	9-4-3	DNP	15-6-0	14-2-1
ARIZONA STATE	12/17/18	81-65	w	14-5-3	12-5-1	11-2-0	8-4-3	DNP	9-7-4	0-0-0
at Kansas State	12/22/18	58-69	L	8-2-4	8-9-0	11-2-2	5-2-2	DNP	10-7-2	0-1-0

				14	15	24	30	32
Opponent	Date	Score		RICE,ISAIA	BROWN,CLEV	NESMITH,AA	HUNT,MAC	RYAN,MATT
WINTHROP	11/06/18	92-79	w	DNP	6-6-0	4-2-1	DNP	16-2-1
at Southern California	11/11/18	82-78	w	DNP	8-4-0	10-4-4	DNP	4-5-2
ALCORN STATE	11/16/18	79-54	w	DNP	2-4-1	7-7-1	DNP	12-2-4
LIBERTY	11/19/18	79-70	w	DNP	0-1-1	2-4-0	DNP	10-7-0
KENT STATE	11/23/18	75-77	L	DNP	0-3-0	5-6-2	DNP	8-5-2
SAVANNAH STATE	11/27/18	120-85	w	0-0-0	4-1-0	20-13-3	3-0-1	11-3-3
vs NC State	12/01/18	65-80	L	DNP	4-2-2	9-5-1	DNP	9-5-0
MIDDLE TENNESSEE	12/05/18	79-51	w	0-0-0	5-2-1	9-8-2	0-0-0	9-0-2
ARIZONA STATE	12/17/18	81-65	w	DNP	3-2-0	13-5-1	DNP	11-1-1
at Kansas State	12/22/18	58-69	L	DNP	2-1-0	0-5-1	DNP	14-4-0

## Vanderbilt Team Statistics

Opponent	Date	Score		Total		3-Pointers		Free throws		Rebounds											
				fg-fga	pct	3fg-fga	pct	ft-fa	pct	off	def	tot	avg	pf	a	t/o	blk	stl	pts	avg	
WINTHROP	11/06/18	92-79	W	34-63	.540	10-30	.333	14-20	.700	5	30	35	35.0	19	15	11	7	4	92	92.0	
at Southern California	11/11/18	82-78	W	27-71	.380	9-26	.346	19-30	.633	19	30	49	42.0	20	14	14	1	7	82	87.0	
ALCORN STATE	11/16/18	79-54	W	29-64	.453	8-26	.308	13-17	.765	9	34	43	42.3	11	18	11	7	4	79	84.3	
LIBERTY	11/19/18	79-70	W	26-52	.500	9-18	.500	18-28	.643	10	29	39	41.5	16	9	15	4	6	79	83.0	
KENT STATE	11/23/18	75-77	L	27-58	.466	5-18	.278	16-27	.593	15	29	44	42.0	18	15	15	2	2	75	81.4	
SAVANNAH STATE	11/27/18	120-85	W	42-67	.627	15-30	.500	21-25	.840	12	37	49	43.2	12	27	20	10	9	120	87.8	
vs NC State	12/01/18	65-80	L	22-56	.393	3-22	.136	18-30	.600	12	21	33	41.7	21	9	12	7	4	65	84.6	
MIDDLE TENNESSEE	12/05/18	79-51	W	26-55	.473	9-21	.429	18-19	.947	10	28	38	41.2	16	13	13	5	7	79	83.9	
ARIZONA STATE	12/17/18	81-65	W	24-55	.436	12-28	.429	21-29	.724	7	32	39	41.0	18	13	10	4	3	81	83.6	
at Kansas State	12/22/18	58-69	L	15-47	.319	7-25	.280	21-27	.778	6	29	35	40.4	22	11	15	2	2	58	81.0	
Vanderbilt		810		272-588	.463	87-244	.357	179-252	.710	105	299	404	40.4	173	144	136	49	48	810	81.0	
Opponents		708		259-651	.398	69-228	.303	121-189	.640	119	242	361	36.1	203	113	119	22	70	708	70.8	

## Vanderbilt Opponent Statistics

Opponent	Date	Score	W	Total		3-Pointers		Free throws		Rebounds											
				fg-fga	pct	3fg-fga	pct	ft-fga	pct	off	def	tot	avg	pf	a	t/o	blk	stl	pts	avg	
WINTHROP	11/06/18	92-79	W	29-68	.426	5-24	.208	16-24	.667	13	28	41	41.0	19	10	13	0	4	79	79.0	
at Southern California	11/11/18	82-78	W	32-81	.395	4-19	.211	10-18	.556	21	26	47	44.0	26	9	11	5	8	78	78.5	
ALCORN STATE	11/16/18	79-54	W	21-66	.318	6-22	.273	6-9	.667	12	27	39	42.3	18	9	14	0	8	54	70.3	
LIBERTY	11/19/18	79-70	W	27-62	.435	7-26	.269	9-16	.563	7	22	29	39.0	21	9	11	3	8	70	70.2	
KENT STATE	11/23/18	75-77	L	25-56	.446	12-24	.500	15-20	.750	4	20	24	36.0	20	15	8	5	13	77	71.6	
SAVANNAH STATE	11/27/18	120-85	W	30-75	.400	16-43	.372	9-14	.643	11	16	27	34.5	18	15	19	2	12	85	73.8	
vs NC State	12/01/18	65-80	L	30-64	.469	5-15	.333	15-22	.682	17	29	46	36.1	24	16	12	0	3	80	74.7	
MIDDLE TENNESSEE	12/05/18	79-51	W	20-56	.357	2-14	.143	9-19	.474	14	18	32	35.6	19	8	14	4	3	51	71.8	
ARIZONA STATE	12/17/18	81-65	W	21-65	.323	7-24	.292	16-20	.800	13	29	42	36.3	19	9	10	1	4	65	71.0	
at Kansas State	12/22/18	58-69	L	24-58	.414	5-17	.294	16-27	.593	7	27	34	36.1	19	13	7	2	7	69	70.8	
Opponents		708		259-651	.398	69-228	.303	121-189	.640	119	242	361	36.1	203	113	119	22	70	708	70.8	
Vanderbilt		810		272-588	.463	87-244	.357	179-252	.710	105	299	404	40.4	173	144	136	49	48	810	81.0	



## Vanderbilt Individual Highs

## Vanderbilt Team Highs

## Vanderbilt - INDIVIDUAL GAME HIGHS

Points	33	GARLAND, Darius vs Liberty (11/19/18)
	24	GARLAND, Darius vs Winthrop (11/06/18)
	20	NESMITH, Aaron vs Savannah State (11/27/18)
	20	SHITTU, Simisola vs Kent State (11/23/18)
	20	SHITTU, Simisola vs Alcorn State (11/16/18)
Field Goals Made	12	GARLAND, Darius vs Liberty (11/19/18)
	9	SHITTU, Simisola vs Alcorn State (11/16/18)
	9	GARLAND, Darius vs Winthrop (11/06/18)
Field Goal Att.	18	GARLAND, Darius vs Liberty (11/19/18)
	15	SHITTU, Simisola vs Kent State (11/23/18)
	15	GARLAND, Darius vs Winthrop (11/06/18)
FG Pct (min 5 made)	.857 (6-7)	SHITTU, Simisola vs Savannah State (11/27/18)
	.833 (5-6)	TOYE, Joe vs Savannah State (11/27/18)
3-Point FG Made	5	GARLAND, Darius vs Liberty (11/19/18)
	4	RYAN, Matt vs Kansas State (12/22/18)
	4	RYAN, Matt vs Alcorn State (11/16/18)
	4	RYAN, Matt vs Winthrop (11/06/18)
3-Point FG Att.	11	RYAN, Matt vs Winthrop (11/06/18)
	9	RYAN, Matt vs Arizona State (12/17/18)
3-Pt FG Pct (min 2 made)	1.000 (3-3)	TOYE, Joe vs Savannah State (11/27/18)
	1.000 (2-2)	WETZELL, Yanni vs Savannah State (11/27/18)
Free Throws Made	9	LEE, Saben vs Arizona State (12/17/18)
	9	LEE, Saben vs NC State (12/01/18)
	9	LEE, Saben vs Liberty (11/19/18)
Free Throw Att.	14	LEE, Saben vs Liberty (11/19/18)
	13	LEE, Saben vs NC State (12/01/18)
FT Pct (min 3 made)	1.000 (6-6)	LEE, Saben at Kansas State (12/22/18)
	1.000 (5-5)	WETZELL, Yanni vs Arizona State (12/17/18)
	1.000 (4-4)	SHITTU, Simisola at Kansas State (12/22/18)
	1.000 (4-4)	MOYER, Matthew vs Middle Tennessee (12/05/18)
	1.000 (4-4)	NESMITH, Aaron vs Savannah State (11/27/18)
	1.000 (4-4)	GARLAND, Darius at Southern California (11/11/18)
	1.000 (3-3)	LEE, Saben at Southern California (11/11/18)
Rebounds	15	SHITTU, Simisola at Southern California (11/11/18)
	13	NESMITH, Aaron vs Savannah State (11/27/18)
Assists	6	LEE, Saben vs Alcorn State (11/16/18)
	5	SHITTU, Simisola vs Savannah State (11/27/18)
	5	MOYER, Matthew vs Savannah State (11/27/18)
	5	LEE, Saben vs Kent State (11/23/18)
	5	LEE, Saben vs Winthrop (11/06/18)
Steals	3	NESMITH, Aaron vs Savannah State (11/27/18)
	3	LEE, Saben vs Savannah State (11/27/18)
	3	SHITTU, Simisola at Southern California (11/11/18)
Blocked Shots	4	BROWN, Clevon vs Savannah State (11/27/18)
	3	SHITTU, Simisola vs NC State (12/01/18)
	3	BROWN, Clevon vs Liberty (11/19/18)
	3	SHITTU, Simisola vs Alcorn State (11/16/18)
Turnovers	6	LEE, Saben vs Kent State (11/23/18)
	6	GARLAND, Darius at Southern California (11/11/18)
Fouls	5	NESMITH, Aaron at Kansas State (12/22/18)
	5	SHITTU, Simisola at Southern California (11/11/18)
Minutes	37	SHITTU, Simisola vs Arizona State (12/17/18)
	37	GARLAND, Darius vs Liberty (11/19/18)

## Vanderbilt - TEAM GAME HIGHS

POINTS	120	SAVANNAH STATE (11/27/18)
	92	WINTHROP (11/06/18)
	82	at Southern California (11/11/18)
	81	ARIZONA STATE (12/17/18)
	79	MIDDLE TENNESSEE (12/05/18)
	79	LIBERTY (11/19/18)
	79	ALCORN STATE (11/16/18)
FIELD GOALS MADE	42	SAVANNAH STATE (11/27/18)
	34	WINTHROP (11/06/18)
	34	at Southern California (11/11/18)
FIELD GOAL ATTEMPTS	71	SAVANNAH STATE (11/27/18)
	67	SAVANNAH STATE (11/27/18)
FIELD GOAL PERCENTAGE	.627 (42-67)	SAVANNAH STATE (11/27/18)
	.540 (34-63)	WINTHROP (11/06/18)
3 PT FIELD GOALS MADE	15	SAVANNAH STATE (11/27/18)
	12	ARIZONA STATE (12/17/18)
3 PT FG ATTEMPTS	30	SAVANNAH STATE (11/27/18)
	30	WINTHROP (11/06/18)
3 PT FG PERCENTAGE	.500 (15-30)	SAVANNAH STATE (11/27/18)
	.500 (9-18)	LIBERTY (11/19/18)
FREE THROWS MADE	21	at Kansas State (12/22/18)
	21	ARIZONA STATE (12/17/18)
	21	SAVANNAH STATE (11/27/18)
FREE THROW ATTEMPTS	30	vs NC State (12/01/18)
	30	at Southern California (11/11/18)
FREE THROW PERCENTAGE	.947 (18-19)	MIDDLE TENNESSEE (12/05/18)
	.840 (21-25)	SAVANNAH STATE (11/27/18)
REBOUNDS	49	SAVANNAH STATE (11/27/18)
	49	at Southern California (11/11/18)
ASSISTS	27	SAVANNAH STATE (11/27/18)
	18	ALCORN STATE (11/16/18)
STEALS	9	SAVANNAH STATE (11/27/18)
	7	MIDDLE TENNESSEE (12/05/18)
	7	at Southern California (11/11/18)
BLOCKED SHOTS	10	SAVANNAH STATE (11/27/18)
	7	vs NC State (12/01/18)
	7	ALCORN STATE (11/16/18)
	7	WINTHROP (11/06/18)
TURNOVERS	20	SAVANNAH STATE (11/27/18)
	15	at Kansas State (12/22/18)
	15	KENT STATE (11/23/18)
	15	LIBERTY (11/19/18)
FOULS	22	at Kansas State (12/22/18)
	21	vs NC State (12/01/18)

## Opponent Individual Highs

## OPPONENT INDIVIDUAL GAME HIGHS

Points	22	WALKER, Jaylin vs Kent State (11/23/18)
	21	JOSEPH, Collins vs Savannah State (11/27/18)
	21	SMITH, Nych vs Winthrop (11/06/18)
	19	JOHNSON, Markell vs NC State (12/01/18)
	19	Nick Rakocovic at Southern California (11/11/18)
Field Goals Made	8	JOSEPH, Collins vs Savannah State (11/27/18)
	8	WALKER, Jaylin vs Kent State (11/23/18)
	8	Nick Rakocovic at Southern California (11/11/18)
Field Goal Att.	18	WALKER, Jaylin vs Kent State (11/23/18)
	17	Darryck Thornton at Southern California (11/11/18)
	17	SMITH, Nych vs Winthrop (11/06/18)
FG Pct (min 5 made)	.800 (8-10)	JOSEPH, Collins vs Savannah State (11/27/18)
	.714 (5-7)	JAMES, Scottie vs Liberty (11/19/18)
3-Point FG Made	5	DOTSON, Jaquan vs Savannah State (11/27/18)
	4	AVERY, Jalen vs Kent State (11/23/18)
	4	WALKER, Jaylin vs Kent State (11/23/18)
3-Point FG Att.	9	DOTSON, Jaquan vs Savannah State (11/27/18)
	9	CABBIL, Lovell vs Liberty (11/19/18)
3-Pt FG Pct (min 2 made)	.667 (2-3)	DIARRA, Carter at Kansas State (12/22/18)
	.667 (2-3)	SMITH, Zaqvavian vs Savannah State (11/27/18)
	.667 (2-3)	Andrews, Deshaun vs Alcorn State (11/16/18)
Free Throws Made	8	STOKES, Kamau at Kansas State (12/22/18)
	6	FINDERBURY, DJ vs NC State (12/01/18)
Free Throw Att.	12	STOKES, Kamau at Kansas State (12/22/18)
	10	SMITH, Nych vs Winthrop (11/06/18)
FT Pct (min 3 made)	1.000 (5-5)	FERGUSON, Josh vs Winthrop (11/06/18)
	1.000 (4-4)	Edwards, Rob vs Arizona State (12/17/18)
	1.000 (4-4)	GREEN, Antonio vs Middle Tennessee (12/05/18)
	1.000 (4-4)	WILLIAMS, Antonio vs Kent State (11/23/18)
Rebounds	18	Nick Rakocovic at Southern California (11/11/18)
	14	Cheatham, Zylan vs Arizona State (12/17/18)
Assists	7	JOHNSON, Markell vs NC State (12/01/18)
	5	STOKES, Kamau at Kansas State (12/22/18)
	5	JOSEPH, Collins vs Savannah State (11/27/18)
Steals	5	HARPER, Tyrell vs Savannah State (11/27/18)
	4	DULING, BJ vs Kent State (11/23/18)
	4	WILLIAMSON, CJ vs Kent State (11/23/18)
Blocked Shots	2	GAMBLE, Karl vs Middle Tennessee (12/05/18)
	2	HANSEN, Romani vs Savannah State (11/27/18)
	2	WHITTINGTON, Philip vs Kent State (11/23/18)
	2	Nick Rakocovic at Southern California (11/11/18)
	2	Kevin Porter Jr. at Southern California (11/11/18)
Turnovers	5	HARPER, Tyrell vs Savannah State (11/27/18)
	5	SAEED, Adam vs Savannah State (11/27/18)
	5	PICKETT, Adam vs Winthrop (11/06/18)
Fouls	5	BROWN, Barry at Kansas State (12/22/18)
	5	WALKER, Wyatt vs NC State (12/01/18)
	5	WHITTINGTON, Philip vs Kent State (11/23/18)
	5	Kevin Porter Jr. at Southern California (11/11/18)
	5	DJordan Usher at Southern California (11/11/18)
	5	Darryck Thornton at Southern California (11/11/18)

## Opponent Game Highs

## Opponent - GAME HIGHS

POINTS	85	SAVANNAH STATE (11/27/18)
	80	vs NC State (12/01/18)
	79	WINTHROP (11/06/18)
	78	at Southern California (11/11/18)
	77	KENT STATE (11/23/18)
FIELD GOALS MADE	32	at Southern California (11/11/18)
	30	vs NC State (12/01/18)
	30	SAVANNAH STATE (11/27/18)
FIELD GOAL ATTEMPTS	81	at Southern California (11/11/18)
	75	SAVANNAH STATE (11/27/18)
FIELD GOAL PERCENTAGE	.469 (30-64)	vs NC State (12/01/18)
	.446 (25-56)	KENT STATE (11/23/18)
3 PT FIELD GOALS MADE	16	SAVANNAH STATE (11/27/18)
	12	KENT STATE (11/23/18)
3 PT FG ATTEMPTS	43	SAVANNAH STATE (11/27/18)
	26	LIBERTY (11/19/18)
3 PT FG PERCENTAGE	.500 (12-24)	KENT STATE (11/23/18)
	.372 (16-43)	SAVANNAH STATE (11/27/18)
FREE THROWS MADE	16	at Kansas State (12/22/18)
	16	ARIZONA STATE (12/17/18)
	16	WINTHROP (11/06/18)
FREE THROW ATTEMPTS	27	at Kansas State (12/22/18)
	24	WINTHROP (11/06/18)
FREE THROW PERCENTAGE	.800 (16-20)	ARIZONA STATE (12/17/18)
	.750 (15-20)	KENT STATE (11/23/18)
REBOUNDS	47	at Southern California (11/11/18)
	46	vs NC State (12/01/18)
ASSISTS	16	vs NC State (12/01/18)
	15	SAVANNAH STATE (11/27/18)
	15	KENT STATE (11/23/18)
STEALS	13	KENT STATE (11/23/18)
	12	SAVANNAH STATE (11/27/18)
BLOCKED SHOTS	5	KENT STATE (11/23/18)
	5	at Southern California (11/11/18)
TURNOVERS	19	SAVANNAH STATE (11/27/18)
	14	MIDDLE TENNESSEE (12/05/18)
	14	ALCORN STATE (11/16/18)
FOULS	26	at Southern California (11/11/18)
	24	vs NC State (12/01/18)





## THE LAST TIME...

VANDERBILT  
INDIVIDUALS

## Scoring:

**Scored 25 points** – Riley LaChance (26), at LSU, 2/20/2018

**Scored 30 points** – Darius Garland (33), vs. Liberty, 11/19/2018

**Scored 35 points** – Billy McCaffrey (35), vs. Georgia, 2/24/1993

**Scored 40 points** – Shan Foster (42) vs. Mississippi State, 3/5/2008

## Two Players Had 20 Points –

Riley LaChance (26), Jeff Roberson (20) at LSU, 2/20/2018

**Three Players Had 20 Points** – Derrick Byars (28), Shan Foster (21) and Ross Neltner (20) vs. Toledo, 12/2/2006

**Scored 20 Points in Two Straight Games** – Jeff Roberson (26), Riley LaChance (21) vs. Florida (2/17/2018); Riley LaChance (26), Jeff Roberson (20) at LSU (2/20/2018)

**Scored 20 Points in Three Straight Games** – Jeff Roberson (22) vs. Miss. St., 2/14/18; Jeff Roberson (26) vs. Florida, 2/17/18; Jeff Roberson (20) at LSU, 2/20/18; Riley LaChance (21) vs. Florida, 2/17/18; Riley LaChance (26) at LSU, 2/20/18; Riley LaChance (23) vs. Texas A&M, 2/24/18

**Scored 20 Points in Four Straight Games** – Jeff Roberson (22), vs. Miss. St., 2/14/18; Jeff Roberson (26) vs. Florida, 2/17/18; Jeff Roberson (20) at LSU, 2/20/18; Jeff Roberson (21) vs. Texas A&M, 2/24/18

**Scored 20 Points in Five Straight Games** – Jeff Roberson (21) at Tennessee, 1/23/2018; vs. LSU (20), 1/20/2018; vs. TCU (20), 1/27/2018; at Kentucky (23), 1/30/2018; at Auburn (30), 2/3/2018

**Scored 20 Points in Six Straight Games** – Shan Foster vs. Georgia (29), 2/23/2008; vs. Tennessee (32), 2/26/2008; at Arkansas (22), 3/1/2008; vs. Mississippi State (42), 3/5/2008; at Alabama (21), 3/8/2008; vs. Auburn (26), 3/13/2008

**Five Players Scored in Double Figures** – Saben Lee (14), Aaron Nesmith (13), Yanni Wetzell (12), Matt Ryan (11), Joe Toye (11) vs. Arizona State, 12/17/2018

**Seven Players Scored in Double Figures** – Damian Jones (10), Wade Baldwin IV (20), Riley LaChance (10), Nolan Cressler (14), Joe Toye (10), Matthew Fisher-Davis (12), Josh Henderson (11), vs. Detroit (12/15)

**Eight Players Scored in Double Figures** – Aaron Nesmith (20), Simisola Shittu (17), Maxwell Evans (16), Yanni Wetzell (15), Joe Toye (13), Saben Lee (11), Matt Ryan (11), Matthew Moyer (10), vs. Savannah St., 11/27/2018

**Four Players with 15 or more points** – Jeff Roberson (19), Matthew Fisher-Davis (19),

Riley LaChance (19), Luke Kornet (16) vs. Kentucky, 1/10/2017

## Double-Doubles:

**Double-Double** – Aaron Nesmith (20 points, 13 rebounds) vs. Savannah St., 11/27/2018

**20-10 game** – Aaron Nesmith (20 points, 13 rebounds) vs. Savannah St., 11/27/2018

**30-10 game** – Jeff Roberson (30 points, 10 rebounds) at Auburn, 2/3/2018

**Back-to-back 20-10 games** – Matt Freije vs. South Carolina (26 points, 11 rebounds) 1/28/04; vs. Kentucky (20 points, 11 rebounds) 1/31/04

**Double-Double in Points and Rebounds** – Aaron Nesmith (20 points, 13 rebounds) vs. Savannah St., 11/27/2018

**Double-Double in Points and Assists** – Wade Baldwin IV (15 points, 10 assists) vs. Western Michigan, 12/30/2015

**Double-Double in Points and Blocks** – Luke Kornet (11 points, 10 blocks) vs. Auburn (1/12/2016)

**Double-Double in Points and Steals** – Never

**Double-Double in Two Consecutive games** – Simisola Shittu (18 points, 10 rebounds) vs. Winthrop, 11/6/18; (14 points, 15 rebounds) at USC

**Double-Double in three consecutive games** – Jeff Roberson vs. Austin Peay (13 points, 10 rebounds) 11/10/2017; at Belmont (13 points, 12 rebounds) 11/10/2017; vs. UNC Asheville (17 points, 12 rebounds) 11/10/2017

**Two players record double-double** – Damian Jones (24 points, 12 rebounds), Luke Kornet (10 points, 10 rebounds) vs. Trevecca, 11/16/2014

## Triple-Doubles:

**Triple-Double** – Luke Kornet (11 points, 11 rebounds, 10 blocks) vs. Auburn, 1/12/16; Brad Tinsley (11 points, 10 rebounds, 10 assists) vs. Presbyterian, 11/12/2010

## Field Goals:

**Made 10 FG in a game** – Jeff Roberson (10) at Auburn, 2/3/2018

**Made 11 FG in a game** – Matthew Fisher-Davis (11) vs. Auburn, 1/4/2017

**Made 12 FG in a game** – Darius Garland (12) vs. Liberty, 11/19/2018

**Made 16 FG in a game** – Shan Foster (16) vs. Mississippi State, 3/5/2008

**Attempted 15 FG in a game** – Darius Garland (15) vs. Winthrop, 11/6/2018

**Attempted 16 FG in a game** – Riley LaChance (16) vs. Missouri, 2/27/2018

**Attempted 17 FG in a game** – Jeff Roberson (17) at Auburn, 2/3/2018

**Attempted 18 FG in a game** – Darius Garland (18) vs. Liberty, 11/19/2018

**Attempted 19 FG in a game** – Rod Odom (19) vs. Missouri, 1/16/14

**Attempted 20 FG in a game** – Jeff Roberson (20), vs. Texas A&M, 2/24/18

## Three-Pointers:

**Made 5 3-pointers in a game** –

Darius Garland (5) vs. Liberty, 11/19/2018

**Made 6 3-pointers in a game** – Riley LaChance (6) vs. Texas A&M, 2/24/18

**Made 7 3-pointers in a game** – Matthew Fisher-Davis (7) vs. Auburn, 1/4/2017

**Made 8 3-pointers in a game** – Shan Foster (8) vs. UMass, 1/5/2008

**Made 9 3-pointers in a game** – Shan Foster (9) vs. Mississippi State, 3/5/2008

**Attempted 10 3-pointers in a game** – Riley LaChance (10) vs. Missouri, 2/27/2018

**Attempted 15 3-pointers in a game** – John Jenkins (16) vs. Oregon, 11/11/2011

## Free Throws:

**Made 10 FT in a game** – Jeff Roberson (10), at Kentucky, 1/30/2018

**Made 12 FT in a game** – Jeff Roberson (12) vs. Florida, 2/17/2018

**Made 13 FT in a game** – A.J. Ogilvy (13) vs. DePaul, 12/5/2009

**Made 18 FT in a game** – Matt Freije (18) vs. Indiana, 11/24/2003

**Attempted 12 FT in a game** – Saben Lee (12) vs. Arizona St., 12/17/2018

**Attempted 14 FT in a game** – Saben Lee (14) vs. Liberty, 11/19/2018

**Attempted 15 FT in a game** – Saben Lee (16) vs. Kansas St., 12/3/2017

## Rebounds:

**10 Rebounds in a game** – Aaron Nesmith (13), vs. Savannah St., 11/27/2018

**15 Rebounds in a game** – Simisola Shittu (15), at USC, 11/11/2018

**10+ Rebounds in Three Consecutive Games** – Jeff Roberson vs. Austin Peay (10) 11/10/2017; at Belmont (12) 11/10/2017; vs. UNC Asheville (12) 11/10/2017

## Assists:

**8 Assists** – Riley LaChance (8) vs. Miss. St. (2/14/18)

**9 Assists** – Saben Lee (9) vs. Texas A&M, 2/24/18

**10 Assists** – Wade Baldwin IV (10) vs. Auburn, 1/12/16

**11 Assists** – Mario Moore (13) vs. Arkansas, 2/19/2005

**12 Assists** – Mario Moore (13) vs. Arkansas, 2/19/2005

**13 Assists** – Mario Moore (13) vs. Arkansas, 2/19/2005

**14 Assists** – Billy McCaffrey (14) vs. Kentucky, 1/13/1993

**5+ Assists in Four Consecutive Games** – Wade Baldwin IV (8) vs. Texas A&M, 2/4/16;

(9) at Ole Miss, 2/6/16; (7) vs. Missouri, 2/10/16; (7) at Auburn, 2/13/16; (9) at Miss. St., 2/16/16; (7) vs. Georgia, 2/20/16

**8+ Assists in Two Consecutive Games** – Atiba Prater (9) at Georgia, 2/2/2000; (9) vs. Boston College, 2/6/2000

## Blocks:

**4 Blocked Shots** – Clevon Brown (4) vs. Savannah St., 11/27/2018

**5 Blocked Shots** – Luke Kornet (5) vs. Texas A&M, 2/16/2017

**6 Blocked Shots** – Luke Kornet (6) at Texas A&M, 3/5/2016

**7 Blocked Shots** – Clevon Brown (8) at Ole Miss, 3/3/2018

**10 Blocked Shots** – Luke Kornet (10) vs. Auburn, 1/12/16

## Steals:

**4 Steals** – Jeff Roberson (4) vs. Missouri, 2/27/2018

**5 Steals** – Riley LaChance (5) vs. Penn, 12/22/2014

**6 Steals** – Dan Cage (6) vs. Furman, 11/28/2006

**7 Steals** – James Strong (8) vs. Morehead State, 11/24/1998

**8 Steals** – James Strong (8) vs. Morehead State, 11/24/1998

## Minutes:

**Played every minute** – Jeff Roberson at Ole Miss, 3/3/2018

**Played over 40 minutes** – Jeff Roberson (43), at Kentucky, 1/30/2018

**All 5 starters played 40 minutes** – Steve Tchientgang (40), Brad Tinsley (40), Lance Goulbourne (41), Jeffery Taylor (41), and John Jenkins (41), at Louisville, 12/2/2011

## Fouls:

**Technical Foul** – Matt Ryan, Simisola Shittu, vs. Liberty, 11/19/2018

**Fouled Out** – Aaron Nesmith, at Kansas St., 12/22/2018

**Two Players Fouled Out** – Riley LaChance, Djery Baptiste, vs. Kansas St., 12/3/2017

**Three Players Fouled Out** – Saben Lee, Clevon Brown, Djery Baptiste vs. Tennessee, 1/9/2018

## TEAM

**Started the game with Opponent Technical Foul** – Furman bench, 12/22/2008

**Scored 95 or more points** – 120 vs. Savannah St., 11/27/2018 (W, 120-85)

**Scored 100 or more points** – 120 vs. Savannah St., 11/27/2018 (W, 120-85)

**Scored 100 or more points (SEC game)** – 102 at Ole Miss, 2/16/2012 (W, 102-76)

**Scored 110 or more points** – 120 vs. Savannah St., 11/27/2018 (W, 120-85)

**Scored 110 or more points (SEC game)** – 111 vs. Alabama 2/21/1972 (W, 111-91)

**Scored 120 or more points** – 120 vs. Savannah St., 11/27/2018 (W, 120-85)

**Scored 120 or more points (SEC game)** – 130 vs. Ole Miss 12/22/1970 (W, 130-112)

**Scored 130 or more points** – 130 vs. Ole Miss 12/22/1970 (W, 130-112)

**Scored Less than 50 points** – 42 vs. Virginia (42), 11/23/2017

**Scored Less than 40 points** – 38 at Tennessee (L, 76-38), 3/1/2014

**Scored 20 or less points in half** – 20 (1st half), at Kansas St., 12/22/2018 (L, 58-69)

**Scored 90+ points in three consecutive games** – 95 vs. Bradley, 11/24/2007 (W, 95-86); 91 vs. South Alabama, 11/29/2007 (W, 91-88); vs. Georgia Tech, 12/1/2007 (W, 92-79)

**Allowed 90 or more points** – 91, at Auburn, 2/3/2018 (L, 93-81)

**Allowed 100 or more points** – 106, Kentucky, 3/5/2003 (L, 44-106)

**Allowed Less than 50 points** – 48,



## THE LAST TIME...

vs. Houston Baptist, 12/20/2017 (W, 81-48)  
**Allowed 40 or Less points** – 31, at Mississippi State, 2/23/2013 (W, 72-31)  
**Shot 60% or better** – .627 vs. Savannah St., 11/27/18 (W, 120-85)  
**Shot 60% or better from three** – .643 vs. Purdue, 12/13/14 (W, 81-71)  
**Shot over 67% FG** – .679 vs. TSU, 12/19/2009 (W, 84-71)  
**Shot lower than 30%** – .250 at Arkansas 2/10/18 (L, 54-72)  
**Allowed 60% shooting** – .625 at LSU, 2/20/2018 (L, 78-88)  
**Scored 100 points in two consecutive games** – 111 vs. North Alabama 12/20/1980 (W, 111-79) and 111 vs. Memphis 12/23/1980 (W, 111-96)  
**Scored 100 points in three consecutive games** – Never  
**Scored 100 points in Consecutive SEC games** – 104 vs. LSU 2/19/1972 (W, 104-83) and 111 vs. Alabama 2/21/1972 (W, 111-91)  
**Won game by 70 points or more** – 71 vs. Union (Tenn.) (W, 95-24), 1911-12  
**Won game by 60 points or more** – 71 vs. Union (Tenn.) (W, 95-24), 1911-12  
**Won game by 50 points or more** – 50 vs. Detroit (W, 102-52) 12/2/2015  
**Lost by 25 or More Points** – vs. Virginia, 11/23/17 (L, 68-42)  
**Game decided by one point** – vs. Miss. St. (2/14/18) (W, 81-80)  
**Two consecutive games decided by one point** – at South Carolina (L, 70-71) 1/7/1998 and Tennessee (W, 80-79) 1/10/1998  
**Three consecutive games decided by one point** – Never  
**Shot 90% or Better from Free Throw Line (min. 10 att.)** – 94.7% vs. M. Tennessee, 12/5/2018 (18-19)  
**Shot less than 50% from Free Throw Line** – 46.9% vs. Morgan State (15-32) 11/23/13  
**Shot less than 20% from 3PT** – .156 (3-22) vs. N.C. State 12/1/2018 (L, 80-65)  
**Attempted 30 FT** – 30 (18-30) vs. N.C. State 12/1/2018  
**Attempted 35 FT** – 39 (29-39) at Tennessee, 1/20/2016  
**Attempted 40 FT** – 42 (29-42) vs. Florida, 2/3/2015  
**Attempted five or less FT** – 3 at Texas A&M, 1/31/2017  
**Made 30 FT** – 38, vs. Western Carolina, 12/16/14  
**Made 15 3FG** – 17 vs. Alcorn St., 12/22/2017  
**Won an Overtime Game** – vs. Florida 3/10/2017 (W, 72-62)  
**Lost an Overtime Game** – at Kentucky, 1/30/2018 (L, 81-83)  
**Played Two Overtimes** – vs. Yale 1/3/15 (W, 79-74)  
**Played Three Overtimes** – at Ole Miss 2/17/1982 (L, 51-48)  
**Played Four Overtimes** – at Ole Miss 2/17/1982 (L, 51-48)  
**Played consecutive games that went to overtime** – vs. Xavier 11/28/2011 (L, 82-70) and at Louisville, 12/2/2011 (L, 62-60)  
**Had 20 Turnovers** – 20, vs. Savannah St., 11/27/2018  
**Had 10 Blocks** – 10, vs. Savannah St., 11/27/2018

## OPPONENT - INDIVIDUALS

## Scoring:

**Scored 25 points** – Tremont Waters (28) at LSU, 2/20/2018  
**Scored 30 points** – Shai Gilgeous-Alexander (30) at Kentucky, 1/30/2018  
**Scored 35 points** – Grant Williams (37), vs. Tennessee, 1/9/2018  
**Scored 40 points** – Morris Almond (44), Rice, 1/3/2007  
**Two Players Had 20 Points** – Grant Williams (37), Admiral Schofield (22), vs. Tennessee, 1/9/2018  
**Five Players Scored in Double Figures** Deandre Burnett (17), Terence Davis (17), Breein Tyree (11), Justas Furmanavicius (11), Sebastian Saiz (10), vs. Ole Miss, 2/4/2017  
**Six Players Scored in Double Figures** – Bam Doyne (22), Dwayne Curtis (12), Todd Abernethy (11), Clarence Sanders (11), Polynice (10) and Williams (10), vs. Ole Miss, 1/27/2007  
**Four Players with 15 or more points** – Erik Daniels (20), Marquis Estill (17), Kelenna Azubuike (16) and Gerald Fitch (15) vs. Kentucky, 3/5/2003

## Double-Doubles:

**Double-Double** – Nick Rakocevic (19 points, 18 rebounds) at USC, 11/11/2018  
**Triple-Double** – Sam Muldrow (16 points, 14 rebounds and 10 blocks) at South Carolina, 1/8/2010  
**20-10 game** – Dylan Windler (24 points, 11 rebounds), at Belmont, 11/13/2017  
**30-10 game** – Ben Simmons (36 points, 14 rebounds), LSU, 1/2/2016

**Double-Double in Points and Rebounds** – Nick Rakocevic (19 points, 18 rebounds) at USC, 11/11/2018  
**Double-Double in Points and Assists** – Nick Calathes (15 points, 10 assists) at Florida, 1/27/2008

**Two players record double-doubles** – Prince Ibeh (13 points, 11 rebounds), Kerwin Roach, Jr. (15 points, 11 rebounds), at Texas, 1/30/2016

## Field Goals:

**Made 10 FG in a game** – Tremont Waters (10) at LSU, 2/20/2018  
**Made 11 FG in a game** – Tyler Davis (11), vs. Texas A&M, 2/16/2017  
**Made 12 FG in a game** – Shai Gilgeous-Alexander (12) at Kentucky, 1/30/2018  
**Made 13 FG in a game** – Duop Reath (13) vs. LSU, 1/20/2018  
**Attempted 15 FG in a game** – Chris Silva (15) at South Carolina, 1/6/2018  
**Attempted 16 FG in a game** – Antonio Green, vs. M. Tennessee, 12/5/2018  
**Attempted 17 FG in a game** – Derryck Thornton (17), at USC, 11/11/2018  
**Attempted 18 FG in a game** – Jaylin Walker (18) vs. Kent State, 11/23/2018  
**Attempted 19 FG in a game** – Shai Gilgeous-Alexander (19) at Kentucky, 1/30/2018  
**Attempted 20 FG in a game** – Duop Reath (20) vs. LSU, 1/20/2018

**Attempted 25 FG in a game** – Malik Monk (25) at Kentucky, 2/28/2017

## Three-Pointers:

**Made 5 3-pointers in a game** – Jaquan Dotson (5), vs. Savannah St., 11/27/2018  
**Made 6 3-pointers in a game** – Jamal Murray, vs. Kentucky (6), 2/27/16  
**Made 7 3-pointers in a game** – Chandler Parsons (7) vs. Florida, 1/25/2009  
**Made 8 3-pointers in a game** – Brian Sullivan (8) vs. Miami (OH), 1/2/2012  
**Attempted 10 3-pointers in a game** – Jordan McLaughlin (11), vs. USC, 11/19/2017

## Free Throws:

**Made 10 FT in a game** – Grant Williams (12) at Tennessee, 1/23/2018  
**Made 16 FT in a game** – Ben Simmons (16), LSU, 1/2/2016  
**Made 17 FT in a game** – Morris Almond (17) at Rice, 1/3/2007  
**Attempted 10 FT in a game** – Kamau Stokes (12) vs. Kansas St., 12/22/2018  
**Attempted 13 FT in a game** – Ian Dubose (13) vs. Houston Baptist, 12/20/2017  
**Attempted 14 FT in a game** – Grant Williams, (14) at Tennessee, 1/23/2018  
**Attempted 15 FT in a game** – Grant Williams (15) vs. Tennessee, 1/9/2018

## Rebounds:

**10 Rebounds in a game** – Zylan Cheatham (14) vs. Arizona State, 12/17/2018  
**15 Rebounds in a game** – Sebastian Saiz (16), vs. Ole Miss, 2/4/2017  
**18 Rebounds in a game** – Nick Rakocevic (18) at USC, 11/11/2018  
**19 Rebounds in a game** – Omar Samhan (19) at St. Mary's, 11/20/2009  
**20 Rebounds in a game** – Roy Rogers (20) at Alabama, 1/3/1996

## Assists

**8 Assists** – Lamar Peters (8) vs. Miss. St. (2/14/18)  
**9 Assists** – Tremont Waters (9) at LSU, 2/20/2018  
**10 Assists** – Alex Caruso (10) at Texas A&M, 1/31/2015  
**11 Assists** – Dee Bost (11) vs. Mississippi State, 3/11/2011  
**12 Assists** – Jared Harper (14) at Auburn, 2/3/2018

## Blocks:

**4 Blocked Shots** – Kevarrus Hayes (4), at Florida, 12/30/2017  
**5 Blocked Shots** – Karl-Anthony Towns, (7), at Kentucky, 1/20/15  
**6 Blocked Shots** – Reggie Lynch, (6), vs. Minnesota, 12/3/16  
**7 Blocked Shots** – Daniel Gafford, (7), at Arkansas, 2/10/18  
**8 Blocked Shots** – Jarvis Varnado (9) vs. Mississippi State, 2/3/2010  
**10 Blocked Shots** – Sam Muldrow (10) at South Carolina, 1/8/2011

## Steals:

**5 Steals** – Tyrell Harper (5) vs. Savannah St., 11/27/2018

**6 Steals** – Jajuan Johnson (6) vs. Marquette, 11/11/2016  
**7 Steals** – Aaron Lucas (7) at South Carolina, 1/19/2002  
**8 Steals** – Steve Wojciechowski (8) at Duke, 11/22/1996  
**Two players with 3 steals** – Tyrell Harper (5), Romani Hansen (3) vs. Savannah St., 11/27/2018

## Minutes:

**Played every minute** – Jordan Barnett vs. Missouri, 2/27/2018  
**Played over 40 minutes** – Kevin Knox (40), at Kentucky, 1/30/2018

## Fouls:

**Technical Foul** – Luguentz Dort, vs. Arizona State, 12/17/2018  
**Fouled Out** – Barry Brown at Kansas St. 12/22/2018  
**Three Players Fouled Out** – Jordan Usher, Derryck Thornton, Kevin Porter, Jr. at USC, 11/11/2018

## OPPONENT - TEAM

**Scored 90 or more points at Memorial Gym** – 92 vs. Tennessee, 1/9/2018 (L, 84-92)  
**Scored 100 or more points** – 106 at Kentucky 3/5/2003 (L, 44-106)  
**Scored 110 or more points** – 120 vs. Kentucky 2/7/1996 (L, 81-120)  
**Scored 120 or more points** – 120 vs. Kentucky 2/7/1996 (L, 81-120)  
**Scored 130 or more points** – Never  
**Scored Less than 50 points** – 41 vs. Texas A&M, 3/9/17 (W, 66-41)  
**Scored Less than 40 points** – 31 at Mississippi State, 2/23/2013 (W, 72-31)  
**Shot 50% or Better** – .578 vs. Missouri, 2/27/2018 (Missouri, 74-66)  
**Shot 60% or Better** – .625 at LSU (LSU 88, VU 78), 2/20/2018  
**Shot 60% or Better from 3PT** – .654 (17-26), at Auburn, 2/3/2018  
**Shot less than 30% FG** – .262 (16-61), vs. Houston Baptist, 12/20/2017 (W, 81-48)  
**Shot less than 15% from 3PT** – .143 (2-14), vs. M. Tennessee, 12/5/2018 (W, 79-51)  
**Held Opponent Without a 3-Pointer** – vs. Nebraska, 11/18/10 (W, 59-49)  
**Shot 90% or Better from Free Throw Line** – .90.0, at Florida, 12/30/2017 (27-30)  
**Shot less than 50% from Free Throw Line** – .467, vs. Minnesota, 12/3/2016 (L, 52-56)  
**Attempted 30 FT** – 32, vs. Texas A&M, 2/24/18  
**Attempted 40 FT** – 42 at Mississippi State, 2/12/2007  
**Attempted 45 or More FT** – 49 at South Carolina, 1/28/2009  
**Attempted Zero FT** – vs. TCU, 1/27/2018  
**Attempted five or less FT** – 1 vs. Miami (OH), 1/2/2012  
**Made 30 FT** – 32, at South Carolina, 1/28/2009  
**Made 0 FT** – vs. TCU, 1/27/2018  
**Made 12 3PT** – 12, vs. Missouri, 2/27/2018  
**Made 15 3PT** – 16, vs. Savannah St., 11/27/2018  
**Attempted 30 or more 3PT** – 43 vs. Savannah St., 11/27/2018  
**Had 20 Turnovers** – 20 vs. MTSU, 12/21/2012

**CLEVON BROWN****15**Junior, Forward  
6'8" 240 lbs.  
San Antonio, Texas  
Churchill HS**SEASON HIGHS**

**Points:** 8, at USC (11/11/18)  
**FG Made:** 4, at USC (11/11/18)  
**FG Atts:** 8, at USC (11/11/18)  
**3FG Made:** 1, vs. Middle Tennessee (12/5/18)  
**3FG Atts:** 2, at USC (11/11/18)  
**FT Made:** 2, vs. Savannah St. (11/27/18)  
**FT Atts:** 3, at USC (11/11/18)  
**Rebounds:** 6, vs. Winthrop (11/6/18)  
**Assists:** 2, vs. N.C. State (12/1/18)  
**Turnovers:** 2, vs. Winthrop (11/6/18)  
**Blocks:** 4, vs. Savannah St. (11/27/18)  
**Steals:** 1, 3x, last vs. N.C. State (12/5/18)  
**Minutes:** 21, vs. Middle Tennessee (12/5/18)

**CAREER HIGHS**

**Points:** 13, vs. Austin Peay (11/10/17)  
**FG Made:** 6, vs. Austin Peay (11/10/17)  
**FG Atts:** 11, vs. Austin Peay (11/10/17)  
**3FG Made:** 2, 2x, last at Missouri (2/11/17)  
**3FG Atts:** 3, 2x, at Missouri (2/11/17)  
**FT Made:** 2, 4x, last vs. Savannah St. (11/27/18)  
**FT Atts:** 4, vs. Texas A&M (2/16/17)  
**Rebounds:** 7, at Kentucky (1/30/18)  
**Assists:** 2, vs. N.C. State (12/1/18)  
**Turnovers:** 4, at Auburn (2/3/18)  
**Blocks:** 8, at Ole Miss (3/3/18)  
**Steals:** 2, vs. Austin Peay (11/10/17)  
**Minutes:** 31, at Kentucky (1/30/18)

**BROWN NOTEBOOK**

- ✪ Made first start of the season against Savannah State.
- ✪ Tallied eight points and four rebounds in win at USC; had three blocks vs. Liberty.
- ✪ Played in 32 games and made four starts in 2017-18. Averaged 3.9 points and 3.1 rebounds per game.
- ✪ Tallied a career-high eight blocks at Ole Miss. Also added six points and four rebounds. Most blocks for a Commodore since Luke Kornet had 10 vs. Auburn on 1/12/16
- ✪ Played career-high in minutes against TCU (26) and Kentucky (31). Had career-high 7 rebounds at UK.
- ✪ Scored a career-high 13 points in win over Austin Peay. Also set new career bests in field goals made and steals, and tied a career high in rebounds and blocks.
- ✪ Played in 34 games and averaged 1.6 points and 1.5 rebounds per game as a freshman in 2016-17.
- ✪ Signed with the Commodores in November of 2015.
- ✪ Made career debut vs. Marquette, scored five points against Golden Eagles; scored career-high six points vs. Norfolk State.
- ✪ Was ranked as the 9th-best player in the state of Texas by Texas Hoops, and the 126th-ranked player nationally by Rivals.com.
- ✪ Ranked as the 26th-ranked power forward in the country by Scout.com, he also received offers from Texas, Illinois, Notre Dame, and Auburn.

**BROWN GAME-BY-GAME (JUNIOR)**

Opponent	M	FG-A	3P-A	FT-A	Reb	PF	A	T	B	S	PTS
N6 Winthrop	19	3-5	0-1	0-0	6	3	0	2	2	0	6
N11 @USC	18	4-8	0-2	0-3	4	2	0	0	1	1	8
N16 Alcorn State	19	1-4	0-0	0-0	4	2	1	0	1	0	2
N19 Liberty	11	0-1	0-0	0-0	1	1	1	1	3	1	0
N23 Kent State	6	0-2	0-0	0-0	3	1	0	0	0	0	0
N27 Savannah State*	20	1-2	0-0	2-2	1	0	0	0	4	1	4
D1 vs. N.C. State*	16	2-2	0-0	0-2	2	3	2	1	1	1	4
D5 Middle Tennessee	21	2-4	1-1	0-0	2	3	1	1	1	0	5
D17 Arizona State	12	1-1	0-0	1-2	2	2	0	1	1	0	3
D22 @Kansas State	13	1-1	0-0	0-0	1	0	0	0	0	0	2
D29 Tennessee State											
D31 UNC Asheville											
J5 Ole Miss											
J9 @Georgia											
J12 @Kentucky											
J16 South Carolina											
J19 Mississippi State											
J23 Tennessee											
J26 @Oklahoma											
J29 Kentucky											
F2 @Missouri											
F5 @Arkansas											
F9 Alabama											
F13 @Florida											
F16 Auburn											
F19 @Tennessee											
F23 @Alabama											
F27 Florida											
M2 @Texas A&M											
M6 Arkansas											
M9 @LSU											

## Brown's Overall Statistics at Vanderbilt

Year	GP	GS	Min	Avg	FG	FGA	Pct	3FG	3FGA	Pct	FT	FTA	Pct	Off	Def	Tot	Avg	PF	FO	Ast	TO	Blk	Stl	Pts	Avg
2016-17	34	0	258	7.6	20	51	.392	8	27	.296	7	12	.583	16	34	50	1.5	35	0	3	16	14	1	55	1.6
2017-18	32	4	543	17.0	51	112	.455	11	46	.239	12	26	.462	42	56	98	3.1	67	3	7	27	43	9	125	3.9
2018-19	10	2	155	15.5	15	30	.500	1	4	.250	3	9	.333	16	10	26	2.6	17	0	5	6	14	4	34	3.4
<b>TOTAL</b>	<b>76</b>	<b>6</b>	<b>956</b>	<b>12.6</b>	<b>86</b>	<b>193</b>	<b>.446</b>	<b>20</b>	<b>77</b>	<b>.260</b>	<b>22</b>	<b>47</b>	<b>.468</b>	<b>74</b>	<b>100</b>	<b>174</b>	<b>2.3</b>	<b>119</b>	<b>3</b>	<b>15</b>	<b>49</b>	<b>71</b>	<b>14</b>	<b>214</b>	<b>2.8</b>

## Brown's SEC Statistics at Vanderbilt

Year	GP	GS	Min	Avg	FG	FGA	Pct	3FG	3FGA	Pct	FT	FTA	Pct	Off	Def	Tot	Avg	PF	FO	Ast	TO	Blk	Stl	Pts	Avg
2016-17	17	0	118	6.9	10	24	.417	3	12	.250	3	7	.429	8	15	23	1.4	17	0	2	7	9	0	26	1.5
2017-18	18	3	350	19.4	28	61	.459	8	25	.320	7	15	.467	27	39	66	3.7	42	2	5	20	29	5	71	3.9
<b>TOTAL</b>	<b>35</b>	<b>3</b>	<b>468</b>	<b>13.4</b>	<b>38</b>	<b>85</b>	<b>.447</b>	<b>11</b>	<b>37</b>	<b>.297</b>	<b>10</b>	<b>22</b>	<b>.455</b>	<b>35</b>	<b>54</b>	<b>89</b>	<b>2.5</b>	<b>59</b>	<b>2</b>	<b>7</b>	<b>27</b>	<b>38</b>	<b>5</b>	<b>97</b>	<b>2.8</b>



**MAXWELL EVANS****3**

Sophomore, Guard  
6'2" 192 lbs.  
Houston, Texas  
Bellaire HS

**SEASON HIGHS****Points:** 16, vs. Savannah St. (11/27/18)**FG Made:** 6, vs. Savannah St. (11/27/18)**FG Atts:** 9, vs. Savannah St. (11/27/18)**3FG Made:** 2, 2x, last vs. Arizona St. (12/17/18)**3FG Atts:** 4, vs. Savannah St. (11/27/18)**FT Made:** 5, at Kansas St. (12/22/18)**FT Atts:** 9, at Kansas St. (12/22/18)**Rebounds:** 4, 4x, last vs. vs. Arizona St. (12/17/18)**Assists:** 3, 4x, last vs. Arizona St. (12/17/18)**Turnovers:** 3, vs. Savannah St. (11/27/18)**Blocks:** 1, vs. Savannah St. (11/27/18)**Steals:** 1, vs. Alcorn St. (11/17/18)**Minutes:** 26, vs. Savannah St. (11/27/18)**CAREER HIGHS****Points:** 16, vs. Savannah St. (11/27/18)**FG Made:** 6, 2x, vs. Savannah St. (11/27/18)**FG Atts:** 10, vs. Houston Baptist (12/20/17)**3FG Made:** 3, vs. Texas A&M (2/24/18)**3FG Atts:** 6, vs. Alabama (1/2/18)**FT Made:** 8, at Arkansas (2/10/18)**FT Atts:** 9, at Arkansas (2/10/18)**Rebounds:** 9, at Arkansas (2/10/18)**Assists:** 3, 4x, last vs. Arizona St. (12/17/18)**Turnovers:** 4, at S. Carolina (1/6/18)**Blocks:** 1, vs. Savannah St. (11/27/18)**Steals:** 1, 8x, last vs. Savannah St. (11/27/18)**Minutes:** 29, at Auburn (2/3/18)**MISCELLANEOUS****EVANS NOTEBOOK**

✱ Scored a career-high 16 points in season-best 26 minutes against Savannah State; scored 10 points vs. NC St.

✱ Played season-high 21 minutes against Kent State and scored eight points.

✱ Played in 29 games and made 15 starts as a true freshman...Averaged 3.9 points and 1.9 rebounds per game.

✱ Tied a career high with 14 points at Ole Miss - all of which came in first half.

✱ Scored eight points on 8-9 shooting from the FT line against Razorbacks; also had career-high nine rebounds.

✱ Tallied 13 points at Auburn in a career-best 29 minutes.

✱ Scored career-high 14 points, all in the second half, against Houston Baptist.

✱ 6'2 guard from Bellaire High School in Houston, Texas, was the number 16-ranked prospect in the state of Texas and 247sports.com ranked him as the 11th-ranked combo guard nationally at the end of his junior season.

✱ Chose the Commodores over Purdue, Northwestern, and Kansas State.

✱ Four-year starter and captain who averaged 32.7 points, 7.1 rebounds, 6.5 assists, 3.2 steals, and 2.0 blocks as a senior at Bellaire, where he played for coach Bruce Glover.

✱ Son of Carlis and Sharon...Is a triplet with sisters Megan and Maya, who each play volleyball at Alabama A&M...

Also has an older brother Denzel, who is a running back at the University of Kansas...Advice to young people: "Always work hard on what you want to achieve."

**EVANS GAME-BY-GAME (SOPHOMORE)**

Opponent	M	FG-A	3P-A	FT-A	Reb	PF	A	T	B	S	PTS
N6 Winthrop	3	0-0	0-0	0-0	0	0	0	0	0	0	0
N11 @USC	2	0-1	0-1	0-1	0	0	0	0	0	0	0
N16 Alcorn State	7	2-3	0-1	0-0	1	1	0	0	0	1	4
N19 Liberty	DNP										
N23 Kent State	21	3-7	1-1	1-4	4	0	1	0	0	0	8
N27 Savannah State	26	6-9	2-4	2-2	4	1	3	3	1	0	16
D1 vs. N.C. State	20	4-7	1-3	1-2	3	3	1	2	0	0	10
D5 Middle Tennessee	22	3-8	1-3	2-2	4	2	3	1	0	0	9
D17 Arizona State	17	3-5	2-3	0-0	4	0	3	1	0	0	8
D22 @Kansas State	24	0-3	0-1	5-9	2	0	2	2	0	0	5
D29 Tennessee State											
D31 UNC Asheville											
J5 Ole Miss											
J9 @Georgia											
J12 @Kentucky											
J16 South Carolina											
J19 Mississippi State											
J23 Tennessee											
J26 @Oklahoma											
J29 Kentucky											
F2 @Missouri											
F5 @Arkansas											
F9 Alabama											
F13 @Florida											
F16 Auburn											
F19 @Tennessee											
F23 @Alabama											
F27 Florida											
M2 @Texas A&M											
M6 Arkansas											
M9 @LSU											

**Evans' Overall Statistics at Vanderbilt**

Year	GP	GS	Min	Avg	FG	FGA	Pct	3FG	3FGA	Pct	FT	FTA	Pct	Off	Def	Tot	Avg	PF	FO	Asst	TO	Blk	Stl	Pts	Avg
2017-18	29	15	378	13.0	34	95	.358	18	54	.333	28	33	.848	15	41	56	1.9	33	0	14	25	0	9	114	3.9
2018-19	9	0	143	15.9	21	43	.488	7	17	.412	11	20	.550	8	14	22	2.4	8	0	13	9	1	1	60	6.7
<b>TOTAL</b>	<b>38</b>	<b>15</b>	<b>521</b>	<b>13.7</b>	<b>55</b>	<b>138</b>	<b>.399</b>	<b>25</b>	<b>71</b>	<b>.352</b>	<b>39</b>	<b>53</b>	<b>.736</b>	<b>23</b>	<b>55</b>	<b>78</b>	<b>2.1</b>	<b>41</b>	<b>0</b>	<b>27</b>	<b>34</b>	<b>1</b>	<b>10</b>	<b>174</b>	<b>4.6</b>

**Evans' SEC Statistics at Vanderbilt**

Year	GP	GS	Min	Avg	FG	FGA	Pct	3FG	3FGA	Pct	FT	FTA	Pct	Off	Def	Tot	Avg	PF	FO	Asst	TO	Blk	Stl	Pts	Avg
2017-18	17	12	257	15.1	18	52	.346	12	32	.375	26	30	.867	13	28	41	2.4	24	0	7	19	0	6	74	4.4
<b>TOTAL</b>	<b>17</b>	<b>12</b>	<b>257</b>	<b>15.1</b>	<b>18</b>	<b>52</b>	<b>.346</b>	<b>12</b>	<b>32</b>	<b>.375</b>	<b>26</b>	<b>30</b>	<b>.867</b>	<b>13</b>	<b>28</b>	<b>41</b>	<b>2.4</b>	<b>24</b>	<b>0</b>	<b>7</b>	<b>19</b>	<b>0</b>	<b>6</b>	<b>74</b>	<b>4.4</b>



**DARIUS GARLAND****10**Freshman, Guard  
6'2" 175 lbs.  
Nashville, Tenn.  
Brentwood Academy**SEASON HIGHS**

**Points:** 33, vs. Liberty (11/19/18)  
**FG Made:** 12, vs. Liberty (11/19/18)  
**FG Atts:** 18, vs. Liberty (11/19/18)  
**3FG Made:** 5, vs. Liberty (11/19/18)  
**3FG Atts:** 8, vs. Liberty (11/19/18)  
**FT Made:** 4, 2x, last vs. Liberty (11/19/18)  
**FT Atts:** 5, 2x, last vs. Liberty (11/19/18)  
**Rebounds:** 7, vs. Alcorn St. (11/16/18)  
**Assists:** 4, 3x, last vs. Liberty (11/19/18)  
**Turnovers:** 6, at USC (11/11/18)  
**Blocks:** 2, vs. Winthrop (11/6/18)  
**Steals:** 2, vs. Winthrop (11/6/18)  
**Minutes:** 37, vs. Liberty (11/19/18)

**CAREER HIGHS**

**Points:** 33, vs. Liberty (11/19/18)  
**FG Made:** 12, vs. Liberty (11/19/18)  
**FG Atts:** 18, vs. Liberty (11/19/18)  
**3FG Made:** 5, vs. Liberty (11/19/18)  
**3FG Atts:** 8, vs. Liberty (11/19/18)  
**FT Made:** 4, 2x, last vs. Liberty (11/19/18)  
**FT Atts:** 5, 2x, last vs. Liberty (11/19/18)  
**Rebounds:** 7, vs. Alcorn St. (11/16/18)  
**Assists:** 4, 3x, last vs. Liberty (11/19/18)  
**Turnovers:** 6, at USC (11/11/18)  
**Blocks:** 2, vs. Winthrop (11/6/18)  
**Steals:** 2, vs. Winthrop (11/6/18)  
**Minutes:** 37, vs. Liberty (11/19/18)

**GARLAND NOTEBOOK**

- ✪ Injured meniscus in left knee vs. Kent State and will miss the remainder of the season.
- ✪ Scored 33 points vs. Liberty, the second-most ever by a Commodore freshman and the second-most by a Vanderbilt player since 1996-97.
- ✪ Named the SEC Freshman of the Week after averaging 21.5 points, 4.0 rebounds, 2.5 assists, 1.0 block, and 1.5 steals in two Commodore victories
- ✪ Tallied 24 points, four assists, three rebounds, two steals, and two blocks in his collegiate debut vs. Winthrop.
- ✪ Garland, from Nashville, Tenn. and the Brentwood Academy, signed his National Letter of Intent with the Commodores in November in 2017. A consensus five-star recruit by most recruiting services, Garland enters the Vanderbilt program as one of the nation's best incoming point guards.
- ✪ Attended Brentwood Academy and won a TSSAA-record-tying four state championships with the Eagles and became only the second player in state history to claim three consecutive Mr. Basketball awards (Brentwood Academy's Brandon Wright - 2004 to 2006).
- ✪ Averaged 28.6 points per game as a senior and shot 59.7 percent from the field.
- ✪ Named a 2018 McDonald's All-American and a Naismith National Player of the Year semifinalist, becoming only the second Commodore to be named a McDonald's All-American (class of 2018 signee Simi Shittu) and the first named as a Naismith semifinalist. Also a Jordan Brand nominee.
- ✪ Named the Gatorade Tennessee Player of the Year in 2018.
- ✪ Darius Kinnard Garland...January 26, 2000...Son of Winston and Felicia Garland...Has one brother, Desmond Nunery...Plans to major in Communications and Broadcasting...Advice to young people: "Never be satisfied."

**GARLAND GAME-BY-GAME (FRESHMAN)**

Opponent	M	FG-A	3P-A	FT-A	Reb	PF	A	T	B	S	PTS
N6 Winthrop*	36	9-15	3-7	3-5	3	1	4	2	2	2	24
N11 @USC*	36	6-14	3-5	4-4	5	4	1	6	0	1	19
N16 Alcorn State*	28	1-6	0-3	1-2	7	0	4	3	0	0	3
N19 Liberty*	37	12-18	5-8	4-5	4	2	4	4	0	1	33
N23 Kent State*	2	1-1	0-0	0-0	0	0	0	0	0	0	2
N27 Savannah State	DNP										
D1 vs. N.C. State	DNP										
D5 Middle Tennessee	DNP										
D17 Arizona State	DNP										
D22 @Kansas State	DNP										
D29 Tennessee State											
D31 UNC Asheville											
J5 Ole Miss											
J9 @Georgia											
J12 @Kentucky											
J16 South Carolina											
J19 Mississippi State											
J23 Tennessee											
J26 @Oklahoma											
J29 Kentucky											
F2 @Missouri											
F5 @Arkansas											
F9 Alabama											
F13 @Florida											
F16 Auburn											
F19 @Tennessee											
F23 @Alabama											
F27 Florida											
M2 @Texas A&M											
M6 Arkansas											
M9 @LSU											

## Garland's Overall Statistics at Vanderbilt

Year	GP	GS	Min	Avg	FG	FGA	Pct	3FG	3FGA	Pct	FT	FTA	Pct	Off	Def	Tot	Avg	PF	FO	Ast	TO	Blk	Stl	Pts	Avg
2018-19	5	5	139	27.8	29	54	.537	11	23	.478	12	16	.750	2	17	19	3.8	7	0	13	15	2	4	81	16.2
<b>TOTAL</b>	<b>5</b>	<b>5</b>	<b>139</b>	<b>27.8</b>	<b>29</b>	<b>54</b>	<b>.537</b>	<b>11</b>	<b>23</b>	<b>.478</b>	<b>12</b>	<b>16</b>	<b>.750</b>	<b>2</b>	<b>17</b>	<b>19</b>	<b>3.8</b>	<b>7</b>	<b>0</b>	<b>13</b>	<b>15</b>	<b>2</b>	<b>4</b>	<b>81</b>	<b>16.2</b>



## SABEN LEE

O

Sophomore, Guard  
6'2" 183 lbs.  
Phoenix, Ariz.  
Corona Del Sol HS

## SEASON HIGHS

**Points:** 17, vs. Liberty (11/19/18)  
**FG Made:** 6, vs. Winthrop (11/6/18)  
**FG Atts:** 13, at USC (11/11/18)  
**3FG Made:** 1, 4x, last vs. Arizona St. (12/17/18)  
**3FG Atts:** 4, 2x, last vs. Kent St. (11/23/18)  
**FT Made:** 9, 3x, last vs. Arizona St. (12/17/18)  
**FT Atts:** 14, vs. Liberty (11/19/18)  
**Rebounds:** 6, vs. Winthrop (11/6/18)  
**Assists:** 6, vs. Alcorn St. (11/16/18)  
**Turnovers:** 6, vs. Kent St. (11/23/18)  
**Blocks:** 1, 2x, last at Kansas St. (12/22/18)  
**Steals:** 3, vs. Savannah St. (11/27/18)  
**Minutes:** 31, at USC (11/11/18)

## CAREER HIGHS

**Points:** 24, vs. Arizona State (12/17/17)  
**FG Made:** 9, vs. Arizona State (12/17/17)  
**FG Atts:** 14, 3x, last at Ole Miss (3/3/18)  
**3FG Made:** 3, 3x, last at LSU (2/20/18)  
**3FG Atts:** 6, vs. Austin Peay (11/10/17)  
**FT Made:** 12, vs. Kansas St. (12/3/17)  
**FT Atts:** 17, vs. Kansas St. (12/3/17)  
**Rebounds:** 9, vs. Texas A&M (2/24/18)  
**Assists:** 9, vs. Texas A&M (2/24/18)  
**Turnovers:** 6, vs. Kent St. (11/23/18)  
**Blocks:** 2, vs. Austin Peay (11/10/17)  
**Steals:** 4, vs. Arizona State (12/17/17)  
**Minutes:** 38, vs. Arizona State (12/17/17)

## LEE NOTEBOOK

- ✪ Scored in double figures in all but two games this season; led team with 14 points in win over Arizona State.
- ✪ Fourth in SEC in FT's made and sixth in FT's attempted.
- ✪ 10th in SEC in assists.
- ✪ Tallied season-high 17 points vs. Liberty. Also attempted 14 free throws, the most by a Commodore since Wade Baldwin IV attempted 14 vs. Florida on 1/26/2016
- ✪ Scored 12 points, grabbed six rebounds, and dished out five assists in 2018-19 opener vs. Winthrop; scored 10 points and had six assists in win against Alcorn State
- ✪ Played in all 32 games as a freshman and started in 29 games. Tallied double figures in 17 games.
- ✪ First Commodore with nine assists vs. Texas A&M since Wade Baldwin IV at Miss. State, 2/16/2016. His 96 as sists was a freshman is 6th on Vanderbilt's all-time single-season freshman assist list.
- ✪ Averaged 11.7 points per game in SEC play; 10th in steals (1.2) in SEC games only.
- ✪ Scored career-high 24 points at Arizona State.
- ✪ Tied then-career high with 19 points vs. Kansas State - finished 12-17 from free-throw line. Last Commodore to make 12 free throws in a game was Luke Kornet vs. Belmont on 11/15/2016.
- ✪ 6'2 guard from Tempe, Ariz., who attended Corona Del Sol High School. Lee chose the Commodores over Louisville, Stanford, Florida State, and Nebraska.
- ✪ Averaged 22 points, five rebounds, four assists, three blocks, and three steals in his senior season at Corona Del Sol...First-team All-State selection as a junior and senior...Was a four-star prospect and the number 92-ranked player by Scout.com and the number 17 point guard by 247sports.com.
- ✪ Saben Anthonia Lee...June 23, 1999 ... Son of Anthonia "Amp" Lee and Natalie Williams...Has one brother Aubry...Plans to major in Mechanical Engineering...Advice to young people: "Have fun because at the next level it's all business."

## LEE GAME-BY-GAME (FRESHMAN)

Opponent	M	FG-A	3P-A	FT-A	Reb	PF	A	T	B	S	PTS
N6 Winthrop*	30	6-8	0-1	0-0	6	4	5	2	0	0	12
N11 @USC*	31	3-13	0-4	3-3	2	3	3	2	1	1	9
N16 Alcorn State*	26	3-7	1-2	3-4	2	0	6	3	0	0	10
N19 Liberty*	30	4-9	0-0	9-14	3	1	2	5	0	2	17
N23 Kent State*	29	4-10	1-4	4-8	5	3	5	6	0	1	13
N27 Savannah State*	20	4-6	0-1	3-5	4	1	4	0	0	3	11
D1 vs. N.C. State*	32	3-7	0-0	9-13	1	3	3	2	0	0	15
D5 Middle Tennessee*	28	2-9	1-3	2-2	4	1	3	0	0	2	7
D17 Arizona State*	29	2-3	1-2	9-12	5	2	3	4	0	0	14
D22 @Kansas State*	22	1-5	0-3	6-6	2	1	4	3	1	0	8
D29 Tennessee State											
D31 UNC Asheville											
J5 Ole Miss											
J9 @Georgia											
J12 @Kentucky											
J16 South Carolina											
J19 Mississippi State											
J23 Tennessee											
J26 @Oklahoma											
J29 Kentucky											
F2 @Missouri											
F5 @Arkansas											
F9 Alabama											
F13 @Florida											
F16 Auburn											
F19 @Tennessee											
F23 @Alabama											
F27 Florida											
M2 @Texas A&M											
M6 Arkansas											
M9 @LSU											

## Lee's Overall Statistics at Vanderbilt

Year	GP	GS	Min	Avg	FG	FGA	Pct	3FG	3FGA	Pct	FT	FTA	Pct	Off	Def	Tot	Avg	PF	FO	Ast	TO	Blk	Stl	Pts	Avg
2017-18	32	29	857	26.8	115	249	.462	23	75	.307	85	117	.726	22	73	95	3.0	78	2	99	71	5	39	338	10.6
2018-19	10	10	276	27.6	32	77	.416	4	20	.200	48	67	.716	5	29	34	3.4	19	0	38	27	1	9	116	11.6
<b>TOTAL</b>	<b>42</b>	<b>39</b>	<b>1133</b>	<b>27.0</b>	<b>147</b>	<b>326</b>	<b>.451</b>	<b>27</b>	<b>95</b>	<b>.284</b>	<b>133</b>	<b>184</b>	<b>.723</b>	<b>27</b>	<b>102</b>	<b>129</b>	<b>3.1</b>	<b>97</b>	<b>2</b>	<b>137</b>	<b>98</b>	<b>6</b>	<b>48</b>	<b>454</b>	<b>10.8</b>

## Lee's SEC Statistics at Vanderbilt

Year	GP	GS	Min	Avg	FG	FGA	Pct	3FG	3FGA	Pct	FT	FTA	Pct	Off	Def	Tot	Avg	PF	FO	Ast	TO	Blk	Stl	Pts	Avg
2017-18	18	18	520	28.9	75	148	.507	18	46	.391	42	56	.750	11	47	58	3.2	53	2	49	43	1	22	210	11.7
<b>TOTAL</b>	<b>18</b>	<b>18</b>	<b>520</b>	<b>28.9</b>	<b>75</b>	<b>148</b>	<b>.507</b>	<b>18</b>	<b>46</b>	<b>.391</b>	<b>42</b>	<b>56</b>	<b>.750</b>	<b>11</b>	<b>47</b>	<b>58</b>	<b>3.2</b>	<b>53</b>	<b>2</b>	<b>49</b>	<b>43</b>	<b>1</b>	<b>22</b>	<b>210</b>	<b>11.7</b>

**MATTHEW MOYER****13**R-Sophomore, Forward  
6'8" 217 lbs.  
Gahanna, Ohio  
Syracuse/Kent Prep**SEASON HIGHS**

**Points:** 14, vs. Middle Tennessee (12/5/18)  
**FG Made:** 4, 2x, last vs. Middle Tennessee (12/5/18)  
**FG Atts:** 9, vs. Savannah St. (11/27/18)  
**3FG Made:** 2, 2x, last vs. Middle Tennessee (12/5/18)  
**3FG Atts:** 5, vs. Savannah St. (11/27/18)  
**FT Made:** 4, vs. Middle Tennessee (12/5/18)  
**FT Atts:** 4, vs. Middle Tennessee (12/5/18)  
**Rebounds:** 8, vs. Alcorn St. (11/16/18)  
**Assists:** 5, vs. Savannah St. (11/27/18)  
**Turnovers:** 3, vs. Alcorn St. (11/16/18)  
**Blocks:** 1, 5x, last vs. Middle Tennessee (12/5/18)  
**Steals:** 1, vs. Alcorn St. (11/16/18)  
**Minutes:** 24, vs. Savannah St. (11/27/18)

**CAREER HIGHS**

**Points:** 18, vs. UConn (12/5/17)  
**FG Made:** 7, vs. UConn (12/5/17)  
**FG Atts:** 12, vs. Buffalo (12/19/17)  
**3FG Made:** 2, 2x, last vs. Middle Tennessee (12/5/18)  
**3FG Atts:** 5, vs. Savannah St. (11/27/18)  
**FT Made:** 4, 2x, last vs. Middle Tennessee (12/5/18)  
**FT Atts:** 6, vs. N.C. State (2/14/18)  
**Rebounds:** 10, at Florida State (1/13/18)  
**Assists:** 5, vs. Savannah St. (11/27/18)  
**Turnovers:** 3, vs. Alcorn St. (11/16/18)  
**Blocks:** 2, 2x, last vs. Mich. St. (3/18/18)  
**Steals:** 3, at Florida State (1/13/18)  
**Minutes:** 36, vs. UConn (12/5/17)

**MOYER NOTEBOOK**

- ✪ Scored a Commodore-best 14 points against Middle Tennessee.
- ✪ Moyer, a transfer from Syracuse who arrived at Vanderbilt in the summer of 2018, was ruled immediately eligible by the NCAA on November 15. He will have three years of eligibility remaining with the Commodores.
- ✪ Has a total of 13 rebounds in two games as a Commodore.
- ✪ Redshirted first season at Syracuse, then averaged 3.1 points and 3.2 rebounds in 37 games with the Orange.
- ✪ Totaled a career-high 18 points and added eight rebounds versus Connecticut.
- ✪ Posted a career-high 10 rebounds and three steals at Florida State.
- ✪ Matthew Anthony Moyer...June 30, 1997...Son of Fred and Annette Moyer...Has one brother, Desmond Nunnery...Plans to major in Communications...Advice to young people: "Take advantage of your opportunities."

**MOYER GAME-BY-GAME (SOPHOMORE)**

Opponent	M	FG-A	3P-A	FT-A	Reb	PF	A	T	B	S	PTS
N6 Winthrop	DNP										
N11 @USC	DNP										
N16 Alcorn State	15	2-5	1-2	0-0	8	2	2	3	0	1	5
N19 Liberty	19	2-5	1-2	0-0	5	3	1	0	1	0	5
N23 Kent State	14	0-1	0-1	2-2	3	3	1	0	1	0	2
N27 Savannah State	24	4-9	2-5	0-0	6	0	5	2	1	0	10
D1 vs. N.C. State	14	0-2	0-1	0-0	4	1	0	0	1	0	0
D5 Middle Tennessee*	20	4-6	2-3	4-4	2	2	1	1	1	0	14
D17 Arizona State*	10	0-2	0-2	0-0	0	1	0	1	0	0	0
D22 @Kansas State*	9	0-2	0-2	0-0	1	3	0	0	1	1	0
D29 Tennessee State											
D31 UNC Asheville											
J5 Ole Miss											
J9 @Georgia											
J12 @Kentucky											
J16 South Carolina											
J19 Mississippi State											
J23 Tennessee											
J26 @Oklahoma											
J29 Kentucky											
F2 @Missouri											
F5 @Arkansas											
F9 Alabama											
F13 @Florida											
F16 Auburn											
F19 @Tennessee											
F23 @Alabama											
F27 Florida											
M2 @Texas A&M											
M6 Arkansas											
M9 @LSU											

## Moyer's Overall Statistics

Year	GP	GS	Min	Avg	FG	FGA	Pct	3FG	3FGA	Pct	FT	FTA	Pct	Off	Def	Tot	Avg	PF	FO	Ast	TO	Blk	Stl	Pts	Avg
2017-18*	37	20	587	15.9	45	85	.529	1	9	.111	22	41	.537	38	82	120	3.2	52	1	16	25	11	13	113	3.1
2018-19	8	3	125	15.6	12	32	.375	6	18	.333	6	6	1.000	15	14	29	3.6	15	0	10	7	6	2	36	4.5
<b>TOTAL</b>	<b>45</b>	<b>23</b>	<b>712</b>	<b>15.8</b>	<b>57</b>	<b>117</b>	<b>.487</b>	<b>7</b>	<b>27</b>	<b>.259</b>	<b>28</b>	<b>47</b>	<b>.596</b>	<b>53</b>	<b>96</b>	<b>149</b>	<b>3.3</b>	<b>67</b>	<b>1</b>	<b>26</b>	<b>32</b>	<b>17</b>	<b>15</b>	<b>149</b>	<b>3.3</b>

**AARON NESMITH****24**Freshman, Guard/Forward  
6'6" 213 lbs.  
Charleston, S.C.  
Porter Gaud**SEASON HIGHS****Points:** 20, vs. Savannah St. (11/27/18)**FG Made:** 7, vs. Savannah St. (11/27/18)**FG Atts:** 12, vs. Savannah St. (11/27/18)**3FG Made:** 3, vs. Arizona St. (12/17/18)**3FG Atts:** 5, 4x, last vs. Arizona St. (12/17/18)**FT Made:** 4, vs. Savannah St. (11/27/18)**FT Atts:** 4, vs. Savannah St. (11/27/18)**Rebounds:** 13, vs. Savannah St. (11/27/18)**Assists:** 4, at USC (11/11/18)**Turnovers:** 3, vs. Savannah St. (11/27/18)**Blocks:** 2, 2x, last vs. Middle Tennessee (12/5/18)**Steals:** 3, vs. Savannah St. (11/27/18)**Minutes:** 29, vs. Savannah St. (11/27/18)**CAREER HIGHS****Points:** 20, vs. Savannah St. (11/27/18)**FG Made:** 7, vs. Savannah St. (11/27/18)**FG Atts:** 12, vs. Savannah St. (11/27/18)**3FG Made:** 3, vs. Arizona St. (12/17/18)**3FG Atts:** 5, 4x, last vs. Arizona St. (12/17/18)**FT Made:** 4, vs. Savannah St. (11/27/18)**FT Atts:** 4, vs. Savannah St. (11/27/18)**Rebounds:** 13, vs. Savannah St. (11/27/18)**Assists:** 4, at USC (11/11/18)**Turnovers:** 3, vs. Savannah St. (11/27/18)**Blocks:** 2, 2x, last vs. Middle Tennessee (12/5/18)**Steals:** 3, vs. Savannah St. (11/27/18)**Minutes:** 29, vs. Savannah St. (11/27/18)**NESMITH NOTEBOOK**

✪ Scored 13 points in win over Arizona State.

✪ Posted career highs in points (20) and rebounds (13) in win over Savannah State.

✪ Scored 10 points, four rebounds, and four assists in win at USC.

✪ Nesmith posted a stellar career at Porter Gaud High School in Charleston, S.C., where he was named the state's Gatorade Player of the Year as a senior while leading his Porter Gaud teams to three straight South Carolina state titles and scoring 2,000 career points.

✪ One of the class of 2018's top shooters.

✪ Averaged 21 points, 4.5 rebounds and 1.8 assists per game as a senior...Scored 2,067 career points and was named Most Outstanding Player at both the Chick-fil-A Classic, where he made nine three pointers, and the Rotary Roundball holiday tournament.

✪ Three-time South Carolina Independent School Association 3A Player of the Year...Three-time honoree as All-Lowcountry player of the year by the Charleston Post and Courier.

✪ Aaron Joshua Nesmith...October 16, 1999...Son of Benard and Erine Nesmith...Has one brother, Eddie...Undecided in major...Advice to young people: "Always work hard and give that little extra effort when your peers are not."

**NESMITH GAME-BY-GAME (FRESHMAN)**

Opponent	M	FG-A	3P-A	FT-A	Reb	PF	A	T	B	S	PTS
N6 Winthrop	17	1-4	1-4	1-1	2	2	1	2	0	0	4
N11 @USC	21	3-6	2-5	2-2	4	2	4	0	0	0	10
N16 Alcorn State	24	2-8	1-5	2-2	7	3	1	0	1	1	7
N19 Liberty	12	0-0	0-0	2-2	4	1	0	1	0	0	2
N23 Kent State	23	1-5	1-3	2-3	6	4	2	1	0	1	5
N27 Savannah State	29	7-12	2-5	4-4	13	4	3	3	2	3	20
D1 vs. N.C. State	25	3-6	1-4	2-2	5	4	1	1	1	1	9
D5 Middle Tennessee	26	3-4	1-2	2-2	8	1	2	0	2	1	9
D17 Arizona State	27	5-10	3-5	0-2	5	3	1	0	1	0	13
D22 @Kansas State	23	0-6	0-4	0-0	5	5	1	2	0	1	0
D29 Tennessee State											
D31 UNC Asheville											
J5 Ole Miss											
J9 @Georgia											
J12 @Kentucky											
J16 South Carolina											
J19 Mississippi State											
J23 Tennessee											
J26 @Oklahoma											
J29 Kentucky											
F2 @Missouri											
F5 @Arkansas											
F9 Alabama											
F13 @Florida											
F16 Auburn											
F19 @Tennessee											
F23 @Alabama											
F27 Florida											
M2 @Texas A&M											
M6 Arkansas											
M9 @LSU											

**Nesmith's Overall Statistics at Vanderbilt**

Year	GP	GS	Min	Avg	FG	FGA	Pct	3FG	3FGA	Pct	FT	FTA	Pct	Off	Def	Tot	Avg	PF	FO	Ast	TO	Blk	Stl	Pts	Avg
2018-19	10	0	22.7	22.7	25	61	.410	12	37	.324	17	20	.850	9	50	59	5.9	29	1	16	10	7	8	79	7.9
<b>TOTAL</b>	<b>10</b>	<b>0</b>	<b>22.7</b>	<b>22.7</b>	<b>25</b>	<b>61</b>	<b>.410</b>	<b>12</b>	<b>37</b>	<b>.324</b>	<b>17</b>	<b>20</b>	<b>.850</b>	<b>9</b>	<b>50</b>	<b>59</b>	<b>5.9</b>	<b>29</b>	<b>1</b>	<b>16</b>	<b>10</b>	<b>7</b>	<b>8</b>	<b>79</b>	<b>7.9</b>



**MATT RYAN****32**

Junior, Forward  
6'8" 209 lbs.  
Cortlandt Manor, N.Y.  
Notre Dame/Iona Prep

**SEASON HIGHS**

**Points:** 16, vs. Winthrop (11/6/18)  
**FG Made:** 5, vs. Winthrop (11/6/18)  
**FG Atts:** 12, vs. Winthrop (11/6/18)  
**3FG Made:** 4, 3x, last at Kansas St. (12/22/18)  
**3FG Atts:** 11, vs. Winthrop (11/6/18)  
**FT Made:** 5, vs. Arizona St. (12/17/18)  
**FT Atts:** 6, vs. Arizona St. (12/17/18)  
**Rebounds:** 7, vs. Liberty (11/19/18)  
**Assists:** 4, vs. Alcorn St. (11/16/18)  
**Turnovers:** 3, 2x, last vs. N.C. State (12/1/18)  
**Blocks:** 1, vs. Winthrop (11/6/18)  
**Steals:** 1, vs. N.C. State (12/1/18)  
**Minutes:** 31, vs. Kent St. (11/23/18)

**CAREER HIGHS**

**Points:** 23, vs. Chicago State (11/26/16)  
**FG Made:** 8, vs. Chicago State (11/26/16)  
**FG Atts:** 15, vs. Chicago State (11/26/16)  
**3FG Made:** 7, vs. Chicago State (11/26/16)  
**3FG Atts:** 14, vs. Chicago State (11/26/16)  
**FT Made:** 5, vs. Arizona St. (12/17/18)  
**FT Atts:** 6, vs. Arizona St. (12/17/18)  
**Rebounds:** 7, vs. Liberty (11/19/18)  
**Assists:** 4, vs. Alcorn St. (11/16/18)  
**Turnovers:** 3, vs. Savannah St. (11/27/18)  
**Blocks:** 3, vs. Indiana (12/19/15)  
**Steals:** 2, at Duke (1/16/16)  
**Minutes:** 31, vs. Kent St. (11/23/18)

**RYAN NOTEBOOK**

- ✪ Fifth in SEC in three's made (2.5) and 5th in 3FG % (.391).
- ✪ Made four threes in a game for the third time at Kansas State, where he led the team with 14 points.
- ✪ Sat out the 2017-18 season after transferring from Notre Dame, where he played in 72 games and participated in two NCAA tournaments, including an Elite Eight as a freshman in 2015-16.
- ✪ Has shot 39.8% from three in his two-year college career.
- ✪ Played in all 36 games as a sophomore at Notre Dame and averaged 3.6 points per game.
- ✪ Came off the bench in the ACC semifinal victory over Florida State to score 11 points on 3-of-4 shooting from three point range.
- ✪ Scored 17 points on 5-of-7 shooting from three-point range, while collecting a season-high five rebounds, in a victory over North Carolina A&T.
- ✪ Hit first five 3FG attempts and eventually finished 7-14 from three-point range with a career-high 23 points vs. Chicago State
- ✪ Born in White Plains, New York...Son of Richard and Laurie Ryan, along with older sister, Mikela and younger brother, Michael...Was a member of National Honor Society, National Latin Honor Society and National Italian Honor Society in high school...Majoring in Economics.

**RYAN GAME-BY-GAME (JUNIOR)**

Opponent	M	FG-A	3P-A	FT-A	Reb	PF	A	T	B	S	PTS
N6 Winthrop*	30	5-12	4-11	2-3	2	2	1	0	1	0	16
N11 @USC*	26	1-6	1-4	1-2	5	2	2	1	0	0	4
N16 Alcorn State*	21	4-8	4-7	0-0	2	2	4	1	0	0	12
N19 Liberty*	28	4-9	2-5	0-0	7	3	0	1	0	0	10
N23 Kent State*	31	3-5	2-4	0-0	5	0	2	0	0	0	8
N27 Savannah State*	20	3-8	3-8	2-2	3	0	3	3	0	0	11
D1 vs. N.C. State*	21	3-9	1-5	2-2	5	0	0	3	0	1	9
D5 Middle Tennessee*	21	3-5	2-4	1-1	0	0	2	1	0	0	9
D17 Arizona State*	24	2-11	2-9	5-6	1	1	1	0	0	0	11
D22 @Kansas State*	29	4-8	4-7	2-3	4	4	0	2	0	0	14
D29 Tennessee State											
D31 UNC Asheville											
J5 Ole Miss											
J9 @Georgia											
J12 @Kentucky											
J16 South Carolina											
J19 Mississippi State											
J23 Tennessee											
J26 @Oklahoma											
J29 Kentucky											
F2 @Missouri											
F5 @Arkansas											
F9 Alabama											
F13 @Florida											
F16 Auburn											
F19 @Tennessee											
F23 @Alabama											
F27 Florida											
M2 @Texas A&M											
M6 Arkansas											
M9 @LSU											

**Ryan's Overall Statistics**

Year	GP	GS	Min	Avg	FG	FGA	Pct	3FG	3FGA	Pct	FT	FTA	Pct	Off	Def	Tot	Avg	PF	FO	Ast	TO	Blk	Stl	Pts	Avg
2015-16*	36	4	521	14.5	60	144	.417	46	123	.374	19	24	.792	4	56	60	1.7	55	0	18	6	3	9	185	5.1
2016-17*	36	0	286	7.9	43	99	.434	36	83	.434	9	10	.900	6	26	32	0.9	29	0	14	13	1	6	131	3.6
2018-19	10	10	252	25.2	32	81	.395	25	64	.391	15	19	.789	5	29	34	3.4	14	0	15	12	1	1	104	10.4
<b>TOTAL</b>	<b>82</b>	<b>14</b>	<b>1059</b>	<b>12.9</b>	<b>135</b>	<b>324</b>	<b>.417</b>	<b>107</b>	<b>270</b>	<b>.396</b>	<b>43</b>	<b>53</b>	<b>.811</b>	<b>15</b>	<b>111</b>	<b>126</b>	<b>1.5</b>	<b>98</b>	<b>0</b>	<b>47</b>	<b>31</b>	<b>5</b>	<b>16</b>	<b>420</b>	<b>5.1</b>

**SIMISOLA SHITTU****11**Freshman, Forward  
6'10" 240 lbs.  
Burlington, Ontario  
Vermont Academy**SEASON HIGHS****Points:** 20, 2x, last vs. Kent St. (11/23/18)**FG Made:** 9, vs. Alcorn St. (11/16/18)**FG Atts:** 15, vs. Kent St. (11/23/18)**3FG Made:****3FG Atts:** 3, vs. Middle Tennessee (12/5/18)**FT Made:** 6, vs. Winthrop (11/6/18)**FT Atts:** 9, vs. Winthrop (11/6/18)**Rebounds:** 15, at USC (11/11/18)**Assists:** 5, vs. Savannah St. (11/27/18)**Turnovers:** 5, 2x, last vs. Savannah St. (11/23/18)**Blocks:** 3, 2x, last vs. N.C. State (12/1/18)**Steals:** 3, at USC (11/11/18)**Minutes:** 37, vs. Arizona St. (12/17/18)**CAREER HIGHS****Points:** 20, 2x, last vs. Kent St. (11/23/18)**FG Made:** 9, vs. Alcorn St. (11/16/18)**FG Atts:** 15, vs. Kent St. (11/23/18)**3FG Made:****3FG Atts:** 3, vs. Middle Tennessee (12/5/18)**FT Made:** 6, vs. Winthrop (11/6/18)**FT Atts:** 9, vs. Winthrop (11/6/18)**Rebounds:** 15, at USC (11/11/18)**Assists:** 5, vs. Savannah St. (11/27/18)**Turnovers:** 5, 2x, last vs. Savannah St. (11/23/18)**Blocks:** 3, 2x, last vs. N.C. State (12/1/18)**Steals:** 3, at USC (11/11/18)**Minutes:** 37, vs. Arizona St. (12/17/18)**SHITTU NOTEBOOK**

✪ Scored a career-high 20 points in win over Alcorn St.; also scored 20 points vs. Kent State.

✪ Seventh in SEC in rebounding (7.6), fifth in defensive rebounding (5.9), fifth in FG% (.528), and eighth in double-doubles (2)

✪ Tallied double-doubles in first two games as a collegiate, including a 14-point, 15-rebound effort at USC.

✪ Shittu, from Burlington, Ont. and the Vermont Academy, signed his National Letter of Intent with the Commodores in November in 2017. A consensus five-star forward/center Shittu is considered one of the best frontcourt prospects to enter college basketball this season.

✪ Averaged 20 points, 10 rebounds and 3 assists per game on the spring and summer AAU circuit for CIA Bounce.

✪ Was named a McDonald's All-American in 2018, Vanderbilt's second honoree in the class of 2018 (point guard Darius Garland).

✪ Also a Jordan Brand honoree.

✪ Averaged 19.9 points and 12.7 rebounds per game for Vermont Academy in 2016-17.

✪ Ranked seventh-best prospect in the class of 2018 and the number-one ranked power forward by Rivals.com.

✪ Oluwasimisola Shittu...November 7, 1999...Son of Adesoji and Omena Shittu...Has one brother, Tayo...Undecided in major...Advice to young people: "If you put in the work, everything will take care of itself."

**SHITTU GAME-BY-GAME (FRESHMAN)**

Opponent	M	FG-A	3P-A	FT-A	Reb	PF	A	T	B	S	PTS
N6 Winthrop*	32	6-12	0-1	6-9	10	3	1	1	2	2	18
N11 @USC*	26	5-12	0-0	4-7	15	5	3	3	1	3	14
N16 Alcorn State*	25	9-11	0-0	2-3	6	0	0	0	3	0	20
N19 Liberty*	28	3-5	0-0	2-5	8	4	0	2	0	0	8
N23 Kent State*	32	8-15	0-1	4-5	8	3	3	5	0	0	20
N27 Savannah State*	19	6-7	0-1	5-6	3	2	5	5	0	0	17
D1 vs. N.C. State*	33	6-12	0-2	3-5	6	3	2	3	3	1	15
D5 Middle Tennessee*	21	6-13	0-3	3-4	6	3	0	2	0	1	15
D17 Arizona State*	37	4-10	0-1	1-2	7	3	4	2	0	1	9
D22 @Kansas State*	27	3-9	0-0	4-4	7	3	2	1	0	0	10
D29 Tennessee State											
D31 UNC Asheville											
J5 Ole Miss											
J9 @Georgia											
J12 @Kentucky											
J16 South Carolina											
J19 Mississippi State											
J23 Tennessee											
J26 @Oklahoma											
J29 Kentucky											
F2 @Missouri											
F5 @Arkansas											
F9 Alabama											
F13 @Florida											
F16 Auburn											
F19 @Tennessee											
F23 @Alabama											
F27 Florida											
M2 @Texas A&M											
M6 Arkansas											
M9 @LSU											

## Shittu's Overall Statistics at Vanderbilt

Year	GP	GS	Min	Avg	FG	FGA	Pct	3FG	3FGA	Pct	FT	FTA	Pct	Off	Def	Tot	Avg	PF	FO	Ast	TO	Blk	Stl	Pts	Avg
2018-19	10	10	280	28.0	56	106	.528	0	9	.000	34	50	.680	17	59	76	7.6	29	1	20	24	8	8	146	14.6
<b>TOTAL</b>	<b>10</b>	<b>10</b>	<b>280</b>	<b>28.0</b>	<b>56</b>	<b>106</b>	<b>.528</b>	<b>0</b>	<b>9</b>	<b>.000</b>	<b>34</b>	<b>50</b>	<b>.680</b>	<b>17</b>	<b>59</b>	<b>76</b>	<b>7.6</b>	<b>29</b>	<b>1</b>	<b>20</b>	<b>24</b>	<b>8</b>	<b>8</b>	<b>146</b>	<b>14.6</b>



JOE TOYE

2

Senior, Guard  
6'7" 210 lbs.  
Chicago, Ill.  
Whitney Young HS

## SEASON HIGHS

**Points:** 16, at USC (11/11/18)  
**FG Made:** 6 vs. Kent St. (11/23/18)  
**FG Atts:** 11, vs. Kent St. (11/23/18)  
**3FG Made:** 3, 4x, last at Kansas St. (12/22/18)  
**3FG Atts:** 6, 2x, last at Kansas St. (12/22/18)  
**FT Made:** 5, 2x, last vs. Alcorn St. (11/16/18)  
**FT Atts:** 6, 2x, last vs. Alcorn St. (11/16/18)  
**Rebounds:** 9, at USC (11/11/18)  
**Assists:** 3, vs. Winthrop (11/6/18)  
**Turnovers:** 3, 2x, last at Kansas St. (12/22/18)  
**Blocks:** 3, at USC (11/11/18)  
**Steals:** 2, vs. Arizona St. (12/17/18)  
**Minutes:** 31, 3x, last vs. Kent St. (11/23/18)

## CAREER HIGHS

**Points:** 18, vs. Texas A&M (3/9/17)  
**FG Made:** 7, at Kentucky (1/30/18)  
**FG Atts:** 18, vs. Arizona State (12/17/17)  
**3FG Made:** 5, vs. Texas A&M (3/9/17)  
**3FG Atts:** 8, vs. Texas A&M (3/9/17)  
**FT Made:** 6, 6, 2x, last at Kentucky (2/28/17)  
**FT Atts:** 7, vs. Texas A&M (2/16/17)  
**Rebounds:** 9, at USC (11/11/18)  
**Assists:** 4, 3x, last vs. Miss. State (2/14/18)  
**Turnovers:** 4, vs. Florida (3/10/17)  
**Blocks:** 3, at USC (11/11/18)  
**Steals:** 2, 4x, last vs. Arizona St. (12/17/18)  
**Minutes:** 38, vs. Florida (3/10/17)

## TOYE NOTEBOOK

- ✪ Scored in double figures in seven games this year, including an 11-point performance at Kansas State.
- ✪ Scored season-high 16 points at USC.
- ✪ Played in all 32 games and made nine starts as a junior in 2017-18.
- ✪ Tallied a season-high 16 points on two occasions this season (at Kentucky, vs. Miss. State); tied career-highs with six rebounds and four assists against Miss. State.
- ✪ His dunk against Mississippi State on Feb. 14 was named #1 play on SportsCenter's Top 10.
- ✪ Scored 13 points, including two game-clinching free throws, vs. Florida (2/17).
- ✪ Played in all 35 games and started 13 in 2016-17. Averaged 6.4 points and 2.6 rebounds in 2016-17.
- ✪ Tallied career high 18 points in win over Texas A&M at SEC Tournament.
- ✪ Scored a then career-high 15 points at Kentucky.
- ✪ Played in 30 games in 2015-16 and averaged 3.6 points and 1.2 rebounds per game. Scored in double figures in three games.
- ✪ Tied a career high with 10 points against Tennessee at SEC Tournament. Made a career-high three three's in a career-best 23 minutes of action. Also scored 10 points in First Four game vs. Wichita State.
- ✪ Was ranked as the sixth-best player in the state of Illinois and a four-star prospect by ESPN, and was also ranked as the 113th-best prospect in the nation by Rivals.com.
- ✪ Toye and his twin sister Elizabeth are both Division I basketball players - Elizabeth plays for Florida International.
- ✪ Attended Whitney Young High School in Chicago, where he was named as a First-Team All-City selection.
- ✪ Averaged 18.0 points, 7.0 rebounds, 2.0 assists, 2.0 steals, and 1.5 blocks as a senior.
- ✪ Chose the Commodores over Iowa, Memphis, Creighton, Bradley, UIC, and Missouri.
- ✪ Recipient of the Edie and David Johnson Family Basketball Scholarship.
- ✪ Advice to youngsters: "Don't let negative influences in your life."

## TOYE GAME-BY-GAME (SENIOR)

Opponent	M	FG-A	3P-A	FT-A	Reb	PF	A	T	B	S	PTS
N6 Winthrop*	29	4-7	2-5	2-2	6	3	3	0	0	0	12
N11 @USC*	31	4-10	3-5	5-6	9	0	1	1	3	1	16
N16 Alcorn State*	25	4-9	1-6	5-6	4	1	0	1	2	1	14
N19 Liberty*	31	1-4	1-3	1-2	2	1	1	0	0	1	4
N23 Kent State*	31	6-11	0-4	3-5	6	2	1	2	1	0	15
N27 Savannah State*	13	5-6	3-3	0-0	2	3	1	0	1	1	13
D1 vs. N.C. State*	26	0-6	0-4	1-2	1	2	0	0	1	0	1
D5 Middle Tennessee*	22	2-3	0-0	2-2	3	3	0	3	0	1	6
D17 Arizona State*	23	4-8	3-4	0-0	2	3	0	0	0	2	11
D22 @Kansas State*	24	3-7	3-6	2-3	2	3	2	3	0	0	11
D29 Tennessee State											
D31 UNC Asheville											
J5 Ole Miss											
J9 @Georgia											
J12 @Kentucky											
J16 South Carolina											
J19 Mississippi State											
J23 Tennessee											
J26 @Oklahoma											
J29 Kentucky											
F2 @Missouri											
F5 @Arkansas											
F9 Alabama											
F13 @Florida											
F16 Auburn											
F19 @Tennessee											
F23 @Alabama											
F27 Florida											
M2 @Texas A&M											
M6 Arkansas											
M9 @LSU											

## Toye's Overall Statistics at Vanderbilt

Year	GP	GS	Min	Avg	FG	FGA	Pct	3FG	3FGA	Pct	FT	FTA	Pct	Off	Def	Tot	Avg	PF	F0	Ast	TO	Blk	Stl	Pts	Avg
2015-16	30	0	257	8.6	37	74	.500	9	21	.429	25	39	.641	7	30	37	1.2	28	0	10	13	2	6	108	3.6
2016-17	35	13	739	21.1	70	175	.400	31	78	.397	53	78	.679	21	71	92	2.6	70	2	38	44	5	14	224	6.4
2017-18	32	9	602	18.8	68	170	.400	20	76	.263	27	44	.614	17	48	65	2.0	66	3	26	42	9	9	183	5.7
2018-19	10	10	255	25.5	33	71	.465	16	40	.400	21	28	.750	6	31	37	3.7	21	0	9	10	5	7	103	10.3
<b>TOTAL</b>	<b>107</b>	<b>32</b>	<b>1853</b>	<b>17.3</b>	<b>208</b>	<b>490</b>	<b>.424</b>	<b>76</b>	<b>215</b>	<b>.353</b>	<b>126</b>	<b>189</b>	<b>.667</b>	<b>51</b>	<b>180</b>	<b>231</b>	<b>2.2</b>	<b>185</b>	<b>5</b>	<b>83</b>	<b>109</b>	<b>21</b>	<b>36</b>	<b>618</b>	<b>5.8</b>

## Toye's SEC Statistics at Vanderbilt

Year	GP	GS	Min	Avg	FG	FGA	Pct	3FG	3FGA	Pct	FT	FTA	Pct	Off	Def	Tot	Avg	PF	F0	Ast	TO	Blk	Stl	Pts	Avg
2015-16	17	0	100	5.9	11	27	.407	2	9	.222	9	13	.692	2	11	13	0.8	9	0	3	8	1	3	33	1.9
2016-17	18	9	422	23.4	42	102	.412	19	46	.413	29	45	.644	10	41	51	2.8	45	2	22	25	2	8	132	7.3
2017-18	18	1	327	18.2	39	87	.448	13	38	.342	14	21	.667	8	26	34	1.9	46	2	12	17	1	4	105	5.8
<b>TOTAL</b>	<b>53</b>	<b>10</b>	<b>849</b>	<b>16.0</b>	<b>92</b>	<b>216</b>	<b>.426</b>	<b>34</b>	<b>93</b>	<b>.366</b>	<b>52</b>	<b>79</b>	<b>.658</b>	<b>20</b>	<b>78</b>	<b>98</b>	<b>1.8</b>	<b>100</b>	<b>4</b>	<b>37</b>	<b>50</b>	<b>4</b>	<b>15</b>	<b>270</b>	<b>5.1</b>

**YANNI WETZELL**

1

Junior, Forward/Center  
6'10" 240 lbs.  
Auckland, N.Z.  
St. Mary's (Texas)

**SEASON HIGHS**

**Points:** 15, vs. Savannah St. (11/27/18)  
**FG Made:** 5, vs. Savannah St. (11/27/18)  
**FG Atts:** 7, vs. Savannah St. (11/27/18)  
**3FG Made:** 2, vs. Savannah St. (11/27/18)  
**3FG Atts:** 3, vs. N.C. State (12/1/18)  
**FT Made:** 5, vs. Arizona St. (12/17/18)  
**FT Atts:** 5, vs. Arizona St. (12/17/18)  
**Rebounds:** 9, at Kansas St. (12/22/18)  
**Assists:** 2, vs. Savannah St. (11/27/18)  
**Turnovers:** 4, vs. Middle Tennessee (12/5/18)  
**Blocks:** 2, vs. Arizona St. (12/17/18)  
**Steals:** 2, vs. Middle Tennessee (12/5/18)  
**Minutes:** 23, vs. Savannah St. (11/27/18)

**CAREER HIGHS**

**Points:** 29, 2x, last vs. Newman (2/23/17)  
**FG Made:** 11, 3x, last vs. Panhandle St. (2/25/17)  
**FG Atts:** 19, vs. Panhandle St. (2/25/17)  
**3FG Made:** 4, vs. Midwestern St. (11/19/16)  
**3FG Atts:** 4, vs. Midwestern St. (11/19/16)  
**FT Made:** 12, vs. Okla. Christian (2/9/17)  
**FT Atts:** 13, vs. Okla. Christian (2/9/17)  
**Rebounds:** 13, vs. UA-Fort Smith (1/7/16)  
**Assists:** 5, vs. Okla. Christian (2/9/17)  
**Turnovers:** 9, vs. Rogers St. (1/28/17)  
**Blocks:** 3, 2x, last vs. Tex. A&M Int'l (1/14/17)  
**Steals:** 3, 2x, last vs. Rogers St. (1/28/17)  
**Minutes:** 42, vs. Rogers St. (12/17/16)

**WETZELL NOTEBOOK**

- ✪ Grabbed a season-best nine rebounds at Kansas State.
- ✪ Scored 12 points and had five rebounds in win over Arizona State.
- ✪ Tallied Commodore-best 15 points and seven rebounds in win over Savannah State.
- ✪ Sat out the 2017-18 season after transferring from St. Mary's (Texas), where he played in 59 games.
- ✪ Named to the All-Heartland Conference Second Team as a sophomore after averaging 15.5 points and 6.8 rebounds per game. Shot 40.9% from three for the season and 42% from three in his two-year career.
- ✪ Played and started in all 30 games for St. Mary's University as a sophomore.
- ✪ Scored a season-high 29-point effort against Newman and a 28-point effort against Panhandle State... Scored 20 or more points in six games as a sophomore and posted six double-doubles.
- ✪ Named Heartland Conference Freshman of the Year in 2015-16.
- ✪ Was a tennis player in high school, and did not begin playing basketball until he was 17.
- ✪ Starred under head coach Carl Stent at Westlake High School in New Zealand, earning the Most Improved Player as a senior. Helped his team to a No. 2 national rank. Also played for the U19 New Zealand National Team, finishing ranked No. 2.

**WETZELL GAME-BY-GAME (JUNIOR)**

Opponent	M	FG-A	3P-A	FT-A	Reb	PF	A	T	B	S	PTS
N6 Winthrop	4	0-0	0-0	0-0	0	0	0	2	0	0	0
N11 @USC	7	1-1	0-0	0-2	1	2	0	1	1	1	2
N16 Alcorn State	10	1-3	0-0	0-0	1	0	0	0	0	0	2
N19 Liberty	4	0-1	0-0	0-0	0	0	0	1	0	1	0
N23 Kent State	11	1-1	0-0	0-0	2	2	0	1	0	0	2
N27 Savannah State	23	5-7	2-2	3-4	7	1	2	2	1	1	15
D1 vs. N.C. State	13	1-5	0-3	0-2	3	2	0	0	0	0	2
D5 Middle Tennessee	17	1-3	1-2	2-2	3	1	1	4	1	2	5
D17 Arizona State	21	3-5	1-2	5-5	5	3	1	1	2	0	12
D22 @Kansas State	29	3-6	0-2	2-2	9	3	0	2	0	0	8
D29 Tennessee State											
D31 UNC Asheville											
J5 Ole Miss											
J9 @Georgia											
J12 @Kentucky											
J16 South Carolina											
J19 Mississippi State											
J23 Tennessee											
J26 @Oklahoma											
J29 Kentucky											
F2 @Missouri											
F5 @Arkansas											
F9 Alabama											
F13 @Florida											
F16 Auburn											
F19 @Tennessee											
F23 @Alabama											
F27 Florida											
M2 @Texas A&M											
M6 Arkansas											
M9 @LSU											

**Wetzell's Overall Statistics**

Year	GP	GS	Min	Avg	FG	FGA	Pct	3FG	3FGA	Pct	FT	FTA	Pct	Off	Def	Tot	Avg	PF	FO	Ast	TO	Blk	Stl	Pts	Avg
2015-16*	29	29	728	25.1	140	264	.530	3	6	.500	55	87	.632	65	97	162	5.6	99	5	25	84	8	10	338	11.7
2016-17*	30	30	939	31.3	170	339	.501	18	44	.409	106	159	.667	67	137	204	6.8	82	3	45	95	18	24	464	15.5
2018-19	10	0	139	13.9	16	32	.500	4	11	.364	12	17	.706	7	24	31	3.1	14	0	4	14	4	4	48	4.8
<b>TOTAL</b>	<b>69</b>	<b>59</b>	<b>1806</b>	<b>26.2</b>	<b>326</b>	<b>635</b>	<b>.513</b>	<b>25</b>	<b>61</b>	<b>.410</b>	<b>173</b>	<b>263</b>	<b>.658</b>	<b>139</b>	<b>258</b>	<b>397</b>	<b>5.8</b>	<b>195</b>	<b>8</b>	<b>74</b>	<b>193</b>	<b>30</b>	<b>38</b>	<b>850</b>	<b>12.3</b>