



1999 season REVIEW



Game 1

Alabama

September 4, 1999
Vanderbilt Stadium
Nashville, Tenn.

Attendance: 41,600

Alabama 0 7 7 14 - 28

Vanderbilt 0 7 10 0 - 17

In their 1999 season opener, the Commodores were determined to make a statement to Alabama and the rest of the SEC that this was not the "same old Vanderbilt."

The Commodores took a giant step toward earning that respect in a 28-17 loss. VU stood toe-to-toe with the Tide on a sweltering Dudley Field before Alabama's Heisman hopeful, Shaun Alexander, rallied his team to victory.

VU took a 7-0 lead

early in the second quarter when freshman WR Dan Stricker made his first career reception, scoring from 11 yards out.

Sophomore quarterback Greg Zolman pushed through the line from one yard out to give VU a 17-14 lead that held until the 10:00 mark of the 4th quarter.

Then, Alexander proved to be too much. The senior ran in for a three-yard touchdown and later got free in the Commodore secondary on a 51-yard pass that put the contest out of reach.

For the first time in two years, Vanderbilt did not commit a turnover in the game.

Scoring

VU 2nd Stricker 11 pass from Zolman (Markham kick), 11:55
ALA 2nd Alexander 2 run (Pflugner kick), 0:38
VU 3rd Markham 41 field goal, 10:34
ALA 3rd McClintock 18 pass from Zow (Pflugner kick), 7:31
VU 3rd Zolman 1 run (Markham kick), 4:48
ALA 4th Alexander 3 run (Pflugner kick), 9:59
ALA 4th Alexander 51 pass from Zow (Pflugner kick), 7:04

Team Stats

	UA	VU
First Downs	18	13
Rushes-Yds.	37-142	36-110
Passing Yds.	201	120
Passes (C-A-I)	15-24-0	12-24-0
Total Offense	343	230
Fumbles-Lost	3-1	2-0
Penalties-Yards	9-65	4-40
Punts-Yards	8-338	9-373
Time of Possession	31:22	28:38



Individual Stats

Rushing (Att-Yds-TD): (UA) Alexander 26-109-2, McAddley 1-25-0; (VU) R. Williams 14-76-0, McGrath 10-39-0.

Passing (Com-Att-Yds-Int-TD): (UA) Zow 15-24-201-0-2; (VU) Zolman 112-24-120-0-1.

Receiving (Rec-Yds-TD): (UA) Milons 5-58-0, Alexander 4-85-1; (VU) R. Williams 4-30-0, Carson 2-42-0, Stricker 4-41-1.

Game 2

Northern Illinois

September 11, 1999
Vanderbilt Stadium
Nashville, Tenn.

Attendance: 28,514

No. Illinois 21 0 7 3 - 31

Vanderbilt 3 0 14 17 - 34

Things looked bleak when Vanderbilt trailed NIU 28-3 at home late in the third quarter.

But the Commodores engineered a breathtaking comeback with three touchdowns in a six-minute span at the end of the third quarter and beginning of the fourth to cut the deficit to 28-23.

The teams exchanged

field goals in the fourth and the VU defense, out of timeouts, made a crucial stop on third down to force the Huskies to punt with less than two minutes.

Jimmy Williams fielded the punt, cut to his right, juked past a pair of would-be tacklers, and then burned his way down the sideline for a 65-yard touchdown with 1:41 to go.

The clock expired just as Northern Illinois entered field goal range to secure the largest come-from-behind victory in school history.

Scoring

VU 1st Markham 49 field goal, 10:17
NIU 1st McCareins 38 pass from Jackson (Baker kick), 6:40
NIU 1st Bryant 1 run (Baker kick), 1:43
NIU 1st Whitfield 37 blocked punt return (Baker kick), 0:03
NIU 3rd McCareins 61 pass from Jackson (Baker kick), 11:36
VU 3rd Simone 3 pass from Zolman (Markham kick), 4:57
VU 3rd R. Williams 30 pass from Hogans (Markham kick), 2:40
VU 4th Garrett 61 pass from Zolman (pass failed), 14:07
NIU 4th Baker 42 field goal, 10:45
VU 4th Markham 22 field goal, 3:52
VU 4th J. Williams 65 punt return (R. Williams rush good), 1:41

Team Stats

	NIU	VU
First Downs	14	17
Rushes-Yds.	40-92	35-117
Passing Yds.	212	240
Passes (C-A-I)	17-31-0	19-36-1
Total Offense	304	357
Fumbles-Lost	0-0	2-1
Penalties-Yards	4-34	4-25
Punts-Yards	9-301	6-242
Time of Possession	28:55	31:05



Individual Stats

Rushing (Att-Yds-TD): (NIU) Bryant 14-41-1, Jackson 9-30-0, Andrews 10-29-0; (VU) McGrath 15-66-0, R. Williams 14-34-0.

Passing (Com-Att-Yds-Int-TD): (NIU) Jackson 15-27-205-0-2, Finlen 2-4-7-0-0; (VU) Zolman 18-35-210-1-2, Hogans 1-1-30-0-1.

Receiving (Rec-Yds-TD): (NIU) McCareins 7-147-2, Fleck 4-36-0; (VU) Hogans 7-80-0, R. Williams 3-51-1, Carson 3-25-0.



1999 season REVIEW

★ 2000 vanderbilt football ★



Game 3

Mississippi

September 18, 1999
Vaught-Hemingway Stadium
Oxford, Miss.
Attendance: 41,622
VU 0 7 10 14 (6) - **37**
MISS 7 10 0 14 (3) - **34**

For the second straight week, Vanderbilt battled back from an early deficit to claim victory in the waning moments. It was VU's first SEC road win in five years.

Greg Zolman rallied the Commodores from a 14-0 deficit as he threw for 344 yards, the most by a VU quarterback in 15 years.

Zolman capped off the rally with a three-yard TD pass to Todd Yoder with 0:49 to play, sending the game into overtime.

The Rebels got a field goal in their opening possession in OT, but Zolman found TE Elliott Carson with an eight-yard TD pass to win it. It was the junior's 41st career reception in 22 starts but his first career TD grab.

Vanderbilt's defense played a key role in the comeback as Ole Miss did not convert on third down after the midway point of the second quarter.

Scoring

UM 1st Gunn 71 pass from Miller (Binkley kick), 8:50
UM 2nd Gunn 13 run (Binkley kick), 9:06
VU 2nd Zolman 1 run (Markham kick), 7:05
UM 2nd Binkley 21 field goal, 0:09
VU 3rd Markham 41 field goal, 10:25
VU 3rd Zolman 4 run (Markham kick), 3:04
VU 4th R. Williams 1 run (Markham kick), 8:24
UM 4th Peterson 40 pass from Miller (Binkley kick), 6:07
UM 4th McAllister 46 run (Binkley kick), 3:47
VU 4th Yoder 3 pass from Zolman (Markham kick), 0:49
UM OT Binkley 34 field goal, OT
VU OT Carson 8 pass from Zolman, OT

Team Stats

	VU	UM
First Downs	23	17
Rushes-Yds.	38-90	38-183
Passing Yds.	344	245
Passes (C-A-I)	22-39-2	17-21-0
Total Offense	434	428
Fumbles-Lost	2-0	0-0
Penalties-Yards	10-65	7-61
Punts-Yards	5-219	7-229
Time of Possession	30:04	29:56



Individual Stats

Rushing (Att-Yds-TD): (VU) McGrath 13-68-0, R. Williams 16-40-1; (UM) Gunn 18-90-1, McAllister 9-88-1, Stackhouse 3-14-0.
Passing (Com-Att-Yds-Int-TD): (VU) Zolman 22-39-344-2-2; (UM) Miller 17-21-245-0-2.
Receiving (Rec-Yds-TD): (VU) Hogans 8-178-0, Yoder 5-60-1, Stricker 4-58-0; (UM) Peterson 6-83-1, Zeigler 2-33-0.

Game 4

Duke

September 25, 1999
Wallace Wade Stadium
Durham, N.C.
Attendance: 20,483
Vanderbilt 7 7 14 3 - **31**
Duke 0 7 7 0 - **14**

The Commodores recovered from a slow start to spoil Duke's homecoming in a definitive 31-14 victory at Wallace Wade Stadium.

The game was scoreless until the final minute of the first quarter when Greg Zolman hit Elliott Carson for a nine-yard touchdown.

With the score tied 7-7 approaching halftime, momentum shifted to Vanderbilt when Jonathan

Shaub took a direct snap on a fake punt and ran 34 yards to the Duke 21. Two plays later, with 0:07 left in the second quarter, Zolman ran in on a four-yard keeper to put VU up 14-7 at the half.

The Commodores took command in the second half as Zolman scored on a one-yard run and Rodney Williams added a three-yard TD scamper. Williams' touchdown was set up by a Rushen Jones interception, his second of the game.

The win improved VU to 3-1 on the year, marking the team's best start since 1984 when the team went 4-0 to open the season.

Scoring

VU 1st Carson 9 pass from Zolman (Markham kick), 0:53
DU 2nd Epperson 6 run (Lenhardt kick), 3:26
VU 2nd Zolman 4 run (Markham kick), 0:07
DU 3rd Montgomery 45 pass from Campbell (Lenhardt kick), 10:59
VU 3rd Zolman 1 run (Markham kick), 4:26
VU 3rd R. Williams 3 run (Markham kick), 3:43
VU 4th Markham 48 field goal, 12:07

Team Stats

	VU	DU
First Downs	22	16
Rushes-Yds.	50-162	22-74
Passing Yds.	269	251
Passes (C-A-I)	17-29-2	15-35-2
Total Offense	431	325
Fumbles-Lost	3-0	0-0
Penalties-Yards	7-78	9-64
Punts-Yards	4-167	7-260
Time of Possession	37:30	22:30



Individual Stats

Rushing (Att-Yds-TD): (VU) McGrath 24-111-0, R. Williams 10-29-1, Shaub 1-34-0; (DU) Epperson 14-58-1, Hill 5-11-0.
Passing (Com-Att-Yds-Int-TD): (VU) Zolman 15-27-213-2-1; (DU) Campbell 15-31-251-2-1, Thompson 0-4-0-0-0.
Receiving (Rec-Yds-TD): (VU) Hogans 8-113-0, Yoder 4-76-0; (DU) Moore 4-38-0, Flowers 3-39-0, Montgomery 2-78-1.
Attendance: 20,483



1999 season REVIEW

★ 2000 vanderbilt football ★



Game 5

Mississippi State

October 2, 1999
Vanderbilt Stadium
Nashville, Tenn.

Attendance: 37,120

MSU 6 19 14 3 - 42
Vanderbilt 0 0 14 0 - 14

Vanderbilt's three-game winning streak came to a halt as No. 16 Mississippi State jumped out to a big halftime lead en route to a 42-14 victory.

Wearing gold jerseys for the first time since 1989, Vanderbilt never got on track, fumbling a handoff at its own 18 on the game's first play from scrimmage. Four plays later, MSU scored its first

touchdown. The Bulldogs scored two touchdowns and made two field goals in the second quarter to take a 25-0 halftime lead.

Vanderbilt got on the board late in the third when Rodney Williams ran in from 20 yards out. On MSU's next possession, Doyle Crosby sacked Bulldog QB Wayne Madkin forcing a fumble that Jamie Winborn ran in for his first career TD.

Mississippi State's dominated the offensive and defensive lines where VU was held to 32 yards rushing in the game while VU yielded six sacks.

Scoring

MSU 1st Gibson 3 run (Westerfield kick failed), 13:06
MSU 2nd Griffith 2 run (Madkin passs failed), 12:22
MSU 2nd Westerfield 47 field goal, 6:56
MSU 2nd Love 78 pass from Madkin (Westerfield kick), 6:00
MSU 2nd Westerfield 34 field goal, 0:03
MSU 3rd Gibson 2 run (Westerfield kick), 11:46
VU 3rd R. Williams 20 run (Markham kick), 3:01
VU 3rd Winborn 6 fumble return (Markham kick), 1:48
MSU 3rd Rainey 34 pass from Madkin (Westerfield kick), 0:00
MSU 4th Westerfield 29 field goal, 1:05

Team Stats

	MSU	VU
First Downs	21	12
Rushes-Yds.	42-144	32-32
Passing Yds.	310	139
Passes (C-A-I)	15-26-0	14-24-2
Total Offense	454	171
Fumbles-Lost	7-2	1-1
Penalties-Yards	10-110	12-97
Punts-Yards	2-97	7-300
Time of Possession	30:55	29:05

Individual Stats

Rushing (Att-Yds-TD): (MSU) Walker 5-63-0, Rainey 6-44-0, Gibson 8-36-2; (VU) R. Williams 11-48-1, McGrath 9-18-0.

Passing (Com-Att-Yds-Int-TD): (MSU) Madkin 13-22-257-0-1, Wyatt 2-4-53-0-0; (VU) Zolman 13-23-122-2-0.

Receiving (Rec-Yds-TD): (MSU) Butler 4-59-0, Rainey 3-71-1; (VU) Yoder 4-61-0, Carson 4-53-0, Hogans 3-15-0.

Game 6

The Citadel

October 9, 1999
Vanderbilt Stadium
Nashville, Tenn.

Attendance: 17,844

Citadel 0 0 0 0 - 0
Vanderbilt 28 10 13 7 - 58

Playing in a steady rain, Vanderbilt rained down on The Citadel, posting a 58-0 win on Homecoming.

The Commodores wasted no time in building their lead. Rodney Williams scored on a 59-yard TD run on VU's second play from scrimmage. After a Bulldog fumble, VU's next play was a 36-yard TD pass from Greg Zolman to Dan Stricker.

Less than four minutes into the game, VU was up 14-0. By the end of the first quarter, Williams had rushed for two more TDs to put the team up 28-0.

Early in the second quarter, Williams scored again, this time from 17 yards out. His four TDs was one shy of the school record. In the game, he had 127 yards on 10 carries, his fifth career 100-yard rushing effort. Vanderbilt took a 38-0 lead into the locker room at the half.

VU outgained The Citadel 476-119 in the game and cleared its bench in the second half as the reserves got some work.

Scoring

VU 1st R. Williams 59 run (Markham kick), 11:59
VU 1st Stricker 36 pass from Zolman (Markham kick), 11:04
VU 1st R. Williams 1 run (Markham kick), 5:20
VU 1st R. Williams 9 run (Markham kick), 1:14
VU 2nd R. Williams 17 run (Markham kick), 5:31
VU 2nd Markham 37 field goal, 4:01
VU 3rd Morrow 65 fumble return (kick failed), 13:26
VU 3rd McGrath 64 run (Markham kick), 10:39
VU 4th Mitacek 5 run (Markham kick), 8:28

Team Stats

	CIT	VU
First Downs	9	19
Rushes-Yds.	41-63	44-313
Passing Yds.	56	163
Passes (C-A-I)	6-16-1	11-18-1
Total Offense	119	476
Fumbles-Lost	5-3	2-1
Penalties-Yards	3-12	9-61
Punts-Yards	7-230	2-52
Time of Possession	31:52	28:08

Individual Stats

Rushing (Att-Yds-TD): (CIT) Mahoney 9-40-0, Murphy 9-29-0; (VU) R. Williams 10-127-4, McGrath 6-76-1, Thomas 8-45-0.

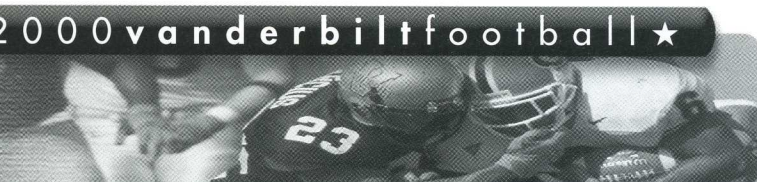
Passing (Com-Att-Yds-Int-TD): (CIT) Eckert 4-10-26-1-0; (VU) Zolman 8-10-134-1-1, Wallace 3-7-29-0-0.

Receiving (Rec-Yds-TD): (CIT) Gamble 3-24-0, Frank 1-21-0; (VU) Thomas 4-48-0, Carson 4-41-0, Stricker 1-36-1.



1999 season REVIEW

★ 2000 vanderbilt football ★



Game 7

Georgia

October 16, 1999

Vanderbilt Stadium

Nashville, Tenn.

Attendance: 39,210

Georgia 0 3 0 24 - 27

Vanderbilt 10 7 0 0 - 17

Vanderbilt let a potential upset of No. 14 Georgia slip away as the Bulldogs rallied from a 17-3 fourth quarter deficit to defeat the Commodores 27-17.

VU built a 17-0 lead on a John Markham field goal, a wide receiver option pass from Tavarus Hogans to QB Greg Zolman for a TD and a Lamont Turner 59-yard interception return for a touchdown.

Vanderbilt held a 17-3 edge entering the fourth quarter, but Georgia scored quickly on a deflected pass to cut the deficit to 17-10. After an unsuccessful fake punt, Georgia got the ball back moments later on the VU 15 and three plays later tied the score.

Vanderbilt's ensuing drive saw Zolman get intercepted at the UGA 32. The Bulldogs drove down the field to take a 24-17 lead and would add a late field goal to account for the 27-17 final.

Four second half interceptions, three of them coming in Georgia territory, hurt Vanderbilt's upset bid.

Scoring

VU 1st Markham 32 field goal, 3:57
VU 1st Zolman 13 pass from Hogans (Markham kick), 0:34
VU 2nd Turner 59 interception return (Markham kick), 12:48
UGA 2nd Hines 35 field goal, 1:47
UGA 4th McMichael 6 pass from Carter (Hines kick), 14:51
UGA 4th Arnaud 1 run (Hines kick), 12:02
UGA 4th Pass 25 pass from Carter (Hines kick), 8:58
UGA 4th Hines 28 field goal, 3:19

Team Stats

	UGA	VU
First Downs	19	16
Rushes-Yds.	46-146	30-26
Passing Yds.	192	241
Passes (C-A-I)	16-25-1	16-30-4
Total Offense	338	267
Fumbles-Lost	5-0	2-0
Penalties-Yards	10-76	4-44
Punts-Yards	6-254	4-164
Time of Possession	33:28	26:32



Individual Stats

Rushing (Att-Yds-TD): (UGA) Arnaud 17-70-1, Sanks 5-39-0; (VU) R. Williams 15-45-0, Wallace 1-17-0, McGrath 5-10-0.

Passing (Com-Att-Yds-Int-TD): (UGA) Carter 16-25-192-1-2; (VU) Zolman 14-27-210-3-0.

Receiving (Rec-Yds-TD): (UGA) Edwards 5-72-0, Johnson 3-57-0; (VU) Hogans 4-39-0, R. Williams 3-80-0, Yoder 2-39-0.

Game 8

South Carolina

October 23, 1999

Williams-Brice Stadium

Columbia, S.C.

Attendance: 74,806

Vanderbilt 0 3 0 8 - 11

S. Carolina 0 3 5 2 - 10

The Commodores spoiled South Carolina's Homecoming and kept it winless with a come-from-behind 11-10 win in Columbia.

The Commodore defense held USC to 163 yards of total offense in the game while the offense, although sluggish, produced when it counted.

The two teams traded field goals in the first half and headed to the lockerroom tied 3-3 at the break.

The Gamecocks would

go up 8-3 in the third quarter on a field goal and a safety which occurred when a short ball went between Jimmy Williams' legs and out of the back of the end zone.

Still trailing in the fourth, VU got the ball at its own 10 yard line and produced the team's longest drive of the year. The Commodores marched down the field, capping off a 90-yard drive with a three-yard TD pass from Greg Zolman to Todd Yoder. Yoder would also catch the two-point conversion pass.

A late, intentional safety accounted for the 11-10 final, VU's first ever win in the state of South Carolina in four tries.

Scoring

VU 2nd Markham 21 field goal, 3:15
USC 2nd Florio 29 field goal, 0:04
USC 3rd Florio 43 field goal, 5:29
USC 3rd Team safety (Kickoff fumbled out of end zone), 5:04
VU 4th Yoder 3 pass from Zolman (Yoder pass), 7:16
USC 4th Team safety (Markham runs out of end zone), 0:00

Team Stats

	VU	USC
First Downs	11	10
Rushes-Yds.	33-86	36-95
Passing Yds.	103	68
Passes (C-A-I)	9-19-2	9-22-2
Total Offense	189	163
Fumbles-Lost	2-1	2-0
Penalties-Yards	8-51	9-106
Punts-Yards	5-176	9-369
Time of Possession	31:50	28:55



Individual Stats

Rushing (Att-Yds-TD): (VU) R. Williams 18-96-0, McGrath 3-8-0; (USC) Pinnock 11-56-0, Nesmith 10-32-0, Watson 7-16-0.


Passing (Com-Att-Yds-Int-TD): (VU) Zolman 9-17-103-2-1; (USC) Crabb 6-17-37-1-0, Sides 3-5-31-1-0.

Receiving (Rec-Yds-TD): (VU) Carson 3-50-0, Yoder 2-30-1, R. Williams 2-15-0; (USC) Kelly 2-26-0, Hood 2-18-0, Bush 2-15-0.



1999 season REVIEW

★ 2000 vanderbilt football ★



Game 9

Florida

November 6, 1999
Ben Hill Griffin Stadium
Gainesville, Fla.

Attendance: 85,117

Vanderbilt 0 0 3 3 - 6
Florida 0 10 3 0 - 13

The Commodore defense held Steve Spurrier's Fun n' Gun offense to historical lows, but the end result was a familiar one as Florida defeated Vanderbilt, 13-6, on Homecoming.

The Commodores' upset bid was unsuccessful despite an inspired game by Jared McGrath, who ran for a career-high 125 yards, helping Vanderbilt control the flow of what became a battle of ground games.

The Commodores

trailed 13-0 entering the fourth quarter, but a pair of John Markham field goals drew VU to within a touchdown late in the game.

VU got the ball back with 1:08 to go on its own 18, and QB Greg Zolman quickly drove the team down the field to the UF 19. But the drive stalled and the Gators escaped.

Vanderbilt outgained UF by 100 yards, with the Commodore defense holding the Gators to their lowest total offense and passing yardage numbers ever at The Swamp under Spurrier. Vanderbilt had its chances on offense as all but three Commodore drives ended in Florida territory.

Scoring

UF 2nd Graham 9 run (Chandler kick), 10:12
UF 2nd Chandler 29 field goal, 7:42
UF 3rd Chandler 33 field goal, 8:40
VU 4th Markham 28 field goal, 2:03
VU 4th Markham 44 field goal, 3:30

Team Stats

	VU	UF
First Downs	18	16
Rushes-Yds.	35-130	40-126
Passing Yds.	239	143
Passes (C-A-I)	17-39-1	14-24-0
Total Offense	369	269
Fumbles-Lost	2-1	4-2
Penalties-Yards	7-58	3-17
Punts-Yards	6-204	6-231
Time of Possession	31:02	28:58



Individual Stats

Rushing (Att-Yds-TD): (VU) McGrath 20-125-0, R. Williams 9-20-0; (UF) Graham 16-124-1, Carroll 14-41-0.

Passing (Com-Att-Yds-Int-TD): (VU) Zolman 17-38-239-1-0; (UF) Johnson 14-24-143-0-0.

Receiving (Rec-Yds-TD): (VU) Hogans 9-153-0, Yoder 3-42-0, Thomas 2-27-0; (UF) Taylor 5-56-0, Jackson 4-65-0.

Game 10

Kentucky

November 13, 1999
Vanderbilt Stadium
Nashville, Tenn.

Attendance: 41,000

Kentucky 10 0 9 0 - 19
Vanderbilt 7 3 0 7 - 17

A national television audience watched two 5-4 teams battle for an invitation to a postseason bowl, and in the end, it was the Cats who prevailed.

The teams traded touchdowns and field goals in the first half and went into the locker rooms deadlocked 10-10.

Kentucky posted a safety early in the second half when Zolman was flagged for intentional grounding in the end zone.

The VU defense, which held UK under its season passing average by 168.7 yards, soon yielded its only big play of the day, an 80-yard TD, that put Kentucky up 19-10 after three quarters.

Vanderbilt rallied in the fourth. Zolman found Elliott Carson in the end zone for a two-yard TD with 5:20 to play, capping a 62-yard drive.


The VU defense recovered a fumble at the UK 40 with 3:10 to play. However, VU would fumble three plays later. The team's fourth turnover proved fatal as, without any timeouts left, UK was able to run out the clock to secure the 19-17 final.

Scoring

UK 1st White 3 run (Samuel kick), 10:25
VU 1st Hogans 38 pass from Zolman (Markham kick), 9:14
UK 1st Samuel 33 field goal, 7:48
VU 2nd Markham 20 field goal, 10:36
UK 3rd Team safety, intentional grounding in end zone, 12:56
UK 3rd McCrod 80 pass from Bonner (Samuel kick), 2:42
VU 4th Carson 2 pass from Zolman (Markham kick), 5:20

Team Stats

	UK	VU
First Downs	11	23
Rushes-Yds.	35-111	36-119
Passing Yds.	141	270
Passes (C-A-I)	14-31-0	19-39-0
Total Offense	252	389
Fumbles-Lost	1-1	4-3
Penalties-Yards	12-90	5-29
Punts-Yards	11-445	5-176
Time of Possession	28:39	31:21



Individual Stats

Rushing (Att-Yds-TD): (UK) White 13-73-1, Pinner 6-26-0; (VU) R. Williams 17-51-0, McGrath 8-38-0.

Passing (Com-Att-Yds-Int-TD): (UK) Bonner 14-31-141-0-1; (VU) Zolman 19-39-270-1-2.

Receiving (Rec-Yds-TD): (UK) White 8-28-0, Whalen 3-11-0; (VU) Hogans 6-144-1, McGrath 3-27-0, Yoder 3-20-0.



1999 season REVIEW

★ 2000 vanderbilt football ★



Game 11

Tennessee

November 27, 1999
Neyland Stadium
Knoxville, Tenn.

Attendance: 105,781

Vanderbilt 0 10 0 0 - 10

Tennessee 10 14 0 14 - 38

The Commodores could not stop the Volunteers' ground game which churned out 315 yards as Tennessee beat Vanderbilt 38-10 for its 17th win in a row over VU.

Leading 3-0 late in the first quarter, Tennessee's Travis Henry broke free up the middle for a 63-yard TD run. It was the longest run against Vanderbilt all

season.

Early in the second quarter, UT added to its lead with a 33-yard pass from Tee Martin to Leonard Scott.

Vanderbilt scored its only points of the game in the second quarter on a three-play, 67-yard TD drive capped by Rodney Williams' 12-yard run, and a field goal by John Markham, after an Ainsley Battles fumble recovery at the UT 21.

Tavarus Hogans caught four passes for Vanderbilt and finished his career in seventh place in career receiving yards at VU.

Scoring

UT 1st Walls 26 field goal, 5:39
UT 1st Henry 63 run (Walls kick), 4:03
UT 2nd Scott 33 pass from Martiin (Walls kick), 14:30
VU 2nd R. Williams 12 run (Markham kick), 13:06
VU 2nd Markham 36 field goal, 8:01
UT 2nd Crosby 1 run (Walls kick), 2:05
UT 4th Smith 7 run (Walls kick), 11:07
UT 4th Smith 51 run (Walls kick), 4:59

Team Stats

	VU	UT
First Downs	11	19
Rushes-Yds.	33-85	53-315
Passing Yds.	94	161
Passes (C-A-I)	7-21-1	14-21-0
Total Offense	179	476
Fumbles-Lost	2-0	3-2
Penalties-Yards	6-50	7-76
Punts-Yards	10-373	5-220
Time of Possession	25:56	34:04

Individual Stats

Rushing (Att-Yds-TD): (VU) Williams 14-80-1, Thomas 3-17-0, McGrath 5-16-0, Zolman 10-minus 11-0; (UT) Henry 19-153-1, Smith 14-82-2, Martin 8-45-0, Lewis 5-17-0, Crosby 5-12-1.

Passing (Com-Att-Yds-Int-TD): (VU) Zolman 7-21-94-2-0; (UT) Martin 14-21-161-0-1.

Receiving (Rec-Yds-TD): (VU) Hogans 4-83-0, R. Williams 2-2-0, Yoder 1-9-0; (UT) Wilson 5-57-0, Martin 4-37-0, Parker 3-32-0, Scott 1-33-1, Stallworth 1-2-0.

1999 Vanderbilt Scoring Drives

Opponent	Plays	Yards	Time	Result
Alabama	6	58	3:22	Stricker 11 pass from Zolman
Alabama	9	52	4:26	Markham 41 FG
Alabama	2	21	0:20	Zolman 1 run
No. Illinois	7	28	3:35	Markham 49 FG
No. Illinois	13	82	6:39	Simone 3 pass from Zolman
No. Illinois	1	30	0:11	R. Williams 30 pass from Hogans
No. Illinois	6	75	1:53	Garrett 61 pass from Zolman
No. Illinois	7	36	2:41	Markham 22 FG
at Ole Miss	9	65	2:01	Zolman 1 run
at Ole Miss	11	57	4:35	Markham 41 FG
at Ole Miss	10	69	4:39	Zolman 4 run
at Ole Miss	5	87	2:44	R. Williams 1 run
at Ole Miss	10	54	2:58	Yoder 3 pass from Zolman
at Ole Miss	6	25	0:00	Carson 8 pass from Zolman
at Duke	5	38	1:33	Carson 9 pass from Zolman
at Duke	9	85	3:22	Zolman 4 run
at Duke	14	62	6:33	Zolman 1 run
at Duke	1	6	0:18	R. Williams 3 run
at Duke	5	46	2:36	Markham 48 FG
Miss. St.	10	59	5:19	R. Williams 20 run
The Citadel	2	62	0:47	R. Williams 59 run
The Citadel	1	36	0:07	Stricker 36 pass from Zolman
The Citadel	7	63	3:27	R. Williams 1 run
The Citadel	6	34	1:56	R. Williams 9 run
The Citadel	1	17	0:06	R. Williams 17 run
The Citadel	4	1	0:28	Markham 37 FG
The Citadel	1	64	0:19	McGrath 64 run
The Citadel	12	57	6:44	Mitacek 5 run
Georgia	12	56	5:23	Markham 32 FG
Georgia	6	54	2:12	Zolman 13 pass from Hogans
at USC	4	8	2:08	Markham 21 FG
at USC	10	90	4:04	Yoder 3 pass from Zolman
at Florida	15	63	6:37	Markham 28 FG
at Florida	12	44	3:48	Markham 44 FG
Kentucky	4	70	1:11	Hogans 38 pass from Zolman
Kentucky	14	69	5:03	Markham 20 FG
Kentucky	4	62	1:57	Carson 2 pass from Zolman
at Tennessee	3	67	1:24	R. Williams 12 run
at Tennessee	4	2	2:13	Markham 36 FG

Average Scoring Drive: 6.9 Plays, 50.8 Yards, 2:56 time of possession