



### Vanderbilt Athletic Communications

2601 Jess Neely Drive, Nashville, TN 37212

phone: 615-322-4121

www.vucommodores.com

### VANDERBILT SCHEDULE/RESULTS

#### NOVEMBER

Date	VU	Opp	Opponent	Time/Result	TV/Rec.
Nov. 6	-	-	Winthrop	W, 92-79	1-0
Nov. 11	-	-	USC	W, 82-78	2-0
Nov. 16	RV	-	Alcorn State	W, 79-54	3-0
Nov. 19	RV	-	Liberty	W, 79-70	4-0
Nov. 23	RV	-	Kent State	L, 75-77	4-1
Nov. 27	-	-	Savannah St.	W, 120-85	5-1

#### DECEMBER

Date	VU	Opp	Opponent	Time	TV/Rec.
Dec. 1	-	-	N.C. State	L, 65-80	5-2
Dec. 5	-	-	Middle Tenn.	W, 79-51	6-2
Dec. 17	-	18/19	Arizona St.	W, 81-65	7-2
Dec. 22	-	-	Kansas St.	L, 58-69	7-3
Dec. 29	-	-	Tenn. St.	W, 95-76	8-3
Dec. 31	-	-	UNC Asheville	W, 90-59	9-3

#### JANUARY

Date	VU	Opp	Opponent	Time	TV/Rec.
Jan. 5	-	-	Ole Miss*	L, 71-81	9-4, 0-1
Jan. 9	-	-	Georgia*	L, 63-82	9-5, 0-2
Jan. 12	-	18/18	Kentucky*	L, 47-56	9-6, 0-3
Jan. 16	-	RV/-	S. Carolina*	L, 71-74	9-7, 0-4
Jan. 19	-	24/23	Miss. State*	L, 55-71	9-8, 0-5
Jan. 23	-	1/1	Tennessee*	L, 83-88 ot	9-9, 0-6
Jan. 26	-	RV/RV	Oklahoma&	L, 55-86	9-10
Jan. 29	-	7/6	Kentucky*	L, 52-87	9-11, 0-7

#### FEBRUARY

Date	VU	Opp	Opponent	Time	TV/Rec.
Feb. 2	-	-	Missouri*	L, 67-77	9-12, 0-8
Feb. 5	-	-	Arkansas*	L, 66-69	9-13, 0-9
Feb. 9	-	-	Alabama*	7:30 pm	SECN
Feb. 13	-	-	Florida*	8 pm	ESPNU
Feb. 16	-	-	Auburn*	11 am	ESPN/2/U
Feb. 19	-	-	Tennessee*	6 pm	ESPN/2/U
Feb. 23	-	-	Alabama*	5 pm	ESPN/2/U
Feb. 27	-	-	Florida*	8 pm	SECN

#### MARCH

Date	VU	Opp	Opponent	Time	TV/Rec.
Mar. 2	-	-	Texas A&M*	5 pm	SECN
Mar. 6	-	-	Arkansas*	7:30 pm	SECN
Mar. 9	-	-	LSU*	7:30 pm	SECN

#### ALL TIMES CENTRAL

RANKINGS: AP/ESPN \*SEC GAME; %SEC/Big 12 Challenge;

### Vanderbilt (9-13, 0-9) vs. Alabama (14-8, 5-4) Nashville, Tenn. - Memorial Gym - 7:30 p.m. CT

TV: SEC Network

TV Talent: Dave Neal (pxp), Daymeon Fishback (analyst)

Radio: Vanderbilt Radio Network from Learfield/IMG College, vucommodores.com

Radio Talent: Joe Fisher (pxp), Tim Thompson (analyst)

Satellite Radio: Sirius 94, XM 190

Live Stats: vucommodores.com

Twitter Updates: @VandyMBB

### GAME INFORMATION



**2018-19 Record:** 9-13, 0-9  
**Head Coach:** Bryce Drew  
**Career Record:** 164-98 (7)  
**VU Record:** 40-49 (3)

#### 2018-19 LEADERS

**Points:** Saben Lee (13.5)  
**Rebounds:** Simisola Shittu (7.1)  
**Assists:** Saben Lee (3.9)  
**Blocks:** Clevon Brown (1.2)

### SERIES INFORMATION

**Series Record:** VU leads 69-68  
**Last Meeting:** VU win, 76-75, on 1/2/18  
**Record at Vanderbilt:** VU leads 43-19  
**Record at Alabama:** UA leads 45-21  
**Record at Neutral Site:** VU leads, 5-4  
**Coach Drew vs. Alabama:** Coach Drew is 1-1 against Alabama













**2018-19 Record:** 14-8, 5-4  
**Head Coach:** Avery Johnson  
**Career Record:** 325-240 (11)  
**Alabama Record:** 71-54 (4)

#### 2018-19 LEADERS

**Points:** Kira Lewis Jr. (14.1)  
**Rebounds:** Donta Hall (8.9)  
**Assists:** Kira Lewis Jr. (2.9)  
**Blocks:** Donta Hall (1.9)

### QUICK HITTERS

- ★ Vanderbilt dropped to 9-13 overall and 0-9 in SEC play after falling to Arkansas, 69-66, in Fayetteville, Ark. on Tuesday night. Senior Joe Toye tied a career high with 18 points to lead the Commodores, with Simisola Shittu adding 12 points and Saben Lee pitching in 11 points.
- ★ Shittu also added a team-high eight rebounds, with Clevon Brown also adding seven rebounds.
- ★ Lee leads the Commodores in scoring with 13.5 points per game. In his last seven contests, Lee is averaging 16.6 points, 3.9 rebounds, and 4.6 assists per game, and is shooting 50.0% from the floor (33-66) and 53.3% from three (8-15). He tied a career-high with 24 points at Oklahoma.
- ★ Vanderbilt and Alabama will meet twice this season. The Commodores also play in Tuscaloosa on February 23. This season marks the first time since 2015 that the two teams have met twice in the regular season.
- ★ Vanderbilt, an inaugural member of the Southeastern Conference, is in their 86th season of SEC competition. Vanderbilt has won two SEC Tournament titles (1951, 2012) and three regular season titles in 1965, 1974, and 1993. This will be the 67th SEC season in Memorial Gym for the Commodores.
- ★ The Commodores enter the game as the 302nd-most experienced team in the country according to KenPom.com. Vanderbilt's leading top three leading scorers are two freshmen, Aaron Nesmith and Simisola Shittu, and sophomore Saben Lee.
- ★ Nesmith leads the Commodors in SEC games only with 14.1 points per game. He also averages 4.9 rebounds per game against league opponents, and has scored in double figures in six of his last eight games.
- ★ Shittu is the league's freshman leading rebounder with 7.1 rebounds per game in all games.
- ★ Nine Commodores have scored in double figures in a game so far this season.
- ★ Vanderbilt freshman guard Darius Garland declared for the NBA Draft on Jan. 22.
- ★ Vanderbilt's average height is 78.5 inches (6 feet, 5 inches) and ranks 17th nationally according to KenPom.
- ★ The Commodores have marched to the charity-stripe 545 times this season, which leads all SEC schools. Vanderbilt is fourth in the SEC with 373 free throw makes. 23.0% of the team's points comes from free throws (16th nationally).
- ★ Vanderbilt also ranks in the top five in the SEC in 3FG Attempts (4th, 511), Defensive rebounds per game (5th, 26.23) and 3FG% Defense (4th, 32.5).
- ★ Individually, Lee is ranked in the top 10 in the SEC in assists per game (8th, 3.9), free throw attempts (2nd, 162) and free throws made (2nd, 114). Matt Ryan is ranked in 3FG attempts (7th, 133), total 3FG made (48), and 3FG made per game (8th, 2.14), while Shittu is ranked in defensive rebounds per game (7th, 5.32), double doubles (10th, 3), free throw attempts (6th, 112), rebounds per game (9th, 7.1), and total rebounds (9th, 157).
- ★ Lee is averaging 7.4 free throw attempts per game, which is second all-time on Vanderbilt's single-season list. Clyde Lee averaged 8.1 free throw attempts per game in 1964-65. A.J. Ogilvy, Vanderbilt's all-time total attempts leader with 229 in 2007-08, averaged 6.7 attempts per game.
- ★ Joe Toye scored in double figures in 10 games this season, including a season-high tying 18 points at Arkansas.
- ★ Vanderbilt won their 800th career game at Memorial Gym against Arizona State on December 17. Memorial Gym, which opened in 1952, is the oldest basketball arena in the SEC.
- ★ Vanderbilt won its first road game of the season at USC, the first time the Commodores have had a season-opening road win since a 72-70 win over St. Mary's on November 20, 2009. VU is now 1-6 in true road games.
- ★ The Commodores signed a pair of four-star prospects in the early signing period. Austin Crowley, a 6'4 shooting guard from West Point, Miss. who attends Sunrise Christian Academy in Wichita, Kansas, and Dylan Disu, a 6'8 power forward from Plugerville, Texas who attends Hendrickson High School, each signed a letter of intent with the Commodores in November.

0		<b>SABEN LEE</b> G ★ 6-2 ★ 183 ★ So. ★ Phoenix, Ariz. <table><tr><th>PPG</th><th>RPG</th><th>APG</th><th>SPG</th><th>BPG</th><th>MPG</th></tr><tr><td>13.5</td><td>3.4</td><td>3.7</td><td>1.0</td><td>0.2</td><td>30.6</td></tr></table>	PPG	RPG	APG	SPG	BPG	MPG	13.5	3.4	3.7	1.0	0.2	30.6	<b>NOTES:</b> Leading scorer in all games...Tied a career high with 24 points at Oklahoma...Averaging 17.5 points, 4.3 rebounds, and 4.7 assists per game in last six games... Currently 8th in SEC in assists, and 2nd in FTs made and attempted ...Son of former FSU/NFL great Amp Lee.	<b>CAREER HIGHS</b> <b>Pts.</b> - 24, last vs. Oklahoma (1/26/19) <b>Rebs.</b> - 9, vs. TAMU (2/24/18) <b>Ast.</b> - 9, vs. TAMU (2/24/18) <b>Min.</b> - 42, vs. UT (1/23/19)
PPG	RPG	APG	SPG	BPG	MPG											
13.5	3.4	3.7	1.0	0.2	30.6											
1		<b>YANNI WETZELL</b> F/C ★ 6-10 ★ 240 ★ Jr. ★ Auckland, N.Z. <table><tr><th>PPG</th><th>RPG</th><th>APG</th><th>SPG</th><th>BPG</th><th>MPG</th></tr><tr><td>5.2</td><td>3.0</td><td>0.4</td><td>0.6</td><td>0.5</td><td>17.3</td></tr></table>	PPG	RPG	APG	SPG	BPG	MPG	5.2	3.0	0.4	0.6	0.5	17.3	<b>NOTES:</b> Made eight starts this season...Scored Commodore-high of 16 points against UNC Asheville.... Tallied 12 points in win over nationally-ranked Arizona State...Averaged 15.5 points and 6.8 rebounds in his final season at St. Mary's.	<b>CAREER HIGHS</b> <b>Pts.</b> - 29, vs. Newman (2/23/17) <b>Rebs.</b> - 12, vs. Newman (1/21/17) <b>Ast.</b> - 5, vs. Okla. Christian (2/9/17) <b>Min.</b> - 42, vs. Rogers St.(12/16/16)
PPG	RPG	APG	SPG	BPG	MPG											
5.2	3.0	0.4	0.6	0.5	17.3											
2		<b>JOE TOYE</b> G/F ★ 6-7 ★ 210 ★ Sr. ★ Chicago, Ill. <table><tr><th>PPG</th><th>RPG</th><th>APG</th><th>SPG</th><th>BPG</th><th>MPG</th></tr><tr><td>8.8</td><td>3.1</td><td>0.7</td><td>0.6</td><td>0.4</td><td>24.8</td></tr></table>	PPG	RPG	APG	SPG	BPG	MPG	8.8	3.1	0.7	0.6	0.4	24.8	<b>NOTES:</b> Only senior on this year's roster...Tied a career high with 18 points at Arkansas....Scored 16 points in win at USC; also added a career-high nine rebounds... Scored in double figures in three straight games to start the season and 10 games overall.	<b>CAREER HIGHS</b> <b>Pts.</b> - 18, 3x last vs. Arkansas (1/6/19) <b>Rebs.</b> - 9, at USC (11/11/18) <b>Ast.</b> - 4, 2x, last vs. MSU (2/14/18) <b>Min.</b> - 38, vs. Florida (3/10/17)
PPG	RPG	APG	SPG	BPG	MPG											
8.8	3.1	0.7	0.6	0.4	24.8											
3		<b>MAXWELL EVANS</b> G ★ 6-2 ★ 192 ★ So. ★ Houston, Texas <table><tr><th>PPG</th><th>RPG</th><th>APG</th><th>SPG</th><th>BPG</th><th>MPG</th></tr><tr><td>4.3</td><td>1.8</td><td>1.4</td><td>0.3</td><td>0.1</td><td>14.7</td></tr></table>	PPG	RPG	APG	SPG	BPG	MPG	4.3	1.8	1.4	0.3	0.1	14.7	<b>NOTES:</b> Played season-high 26 minutes and scored career-high 16 points against Savannah State ....Scored in double figures in four games this year, including 10 against Georgia....Played in 29 games and made 15 starts as a true freshman in 2017-18..	<b>CAREER HIGHS</b> <b>Pts.</b> - 16, vs. Savannah State (11/27/17) <b>Rebs.</b> - 9, at Arkansas (02/10/18) <b>Ast.</b> - 6, vs. USC (11/19/17) <b>Min.</b> - 32, vs. USC (11/19/17)
PPG	RPG	APG	SPG	BPG	MPG											
4.3	1.8	1.4	0.3	0.1	14.7											
10		<b>DARIUS GARLAND</b> G ★ 6-2 ★ 175 ★ Fr. ★ Nashville, Tenn. <table><tr><th>PPG</th><th>RPG</th><th>APG</th><th>SPG</th><th>BPG</th><th>MPG</th></tr><tr><td>16.2</td><td>3.8</td><td>2.6</td><td>0.8</td><td>0.4</td><td>27.8</td></tr></table>	PPG	RPG	APG	SPG	BPG	MPG	16.2	3.8	2.6	0.8	0.4	27.8	<b>NOTES:</b> Injured meniscus vs. Kent St., out for the season...Scored a SEC-best 33 points against Liberty... Won SEC Freshman of the week honors in two VU wins... Named a 2018 McDonald's All-American...Declared for the NBA Draft on January 23.	<b>CAREER HIGHS</b> <b>Pts.</b> - 33, vs Liberty (11/19/18) <b>Rebs.</b> - 7, vs. Alcorn St. (11/16/18) <b>Ast.</b> - 4, 3x, last vs Liberty (11/19/18) <b>Min.</b> - 37, vs. Liberty (11/19/18)
PPG	RPG	APG	SPG	BPG	MPG											
16.2	3.8	2.6	0.8	0.4	27.8											
11		<b>SIMISOLA SHITTU</b> F/C ★ 6-10 ★ 240 ★ Fr. ★ Burlington, Ont. <table><tr><th>PPG</th><th>RPG</th><th>APG</th><th>SPG</th><th>BPG</th><th>MPG</th></tr><tr><td>12.0</td><td>7.1</td><td>2.0</td><td>0.7</td><td>0.7</td><td>27.8</td></tr></table>	PPG	RPG	APG	SPG	BPG	MPG	12.0	7.1	2.0	0.7	0.7	27.8	<b>NOTES:</b> Tallied double doubles in three games this season (Winthrop, USC, Georgia)...2nd on team in scoring and leads in rebounding...Leading freshmen rebounder in the SEC...Scored in double figures in 15 games... Tallied career-high 21 points vs. Ole Miss.	<b>CAREER HIGHS</b> <b>Pts.</b> - 21, vs. Ole Miss (01/5/19) <b>Rebs.</b> - 15, at USC (11/11/18) <b>Ast.</b> - 5, vs Savannah State (11/27/18) <b>Min.</b> - 35, vs. UT (1/23/19)
PPG	RPG	APG	SPG	BPG	MPG											
12.0	7.1	2.0	0.7	0.7	27.8											
13		<b>MATTHEW MOYER</b> F ★ 6-8 ★ 217 ★ R-So. ★ Gahanna, Ohio <table><tr><th>PPG</th><th>RPG</th><th>APG</th><th>SPG</th><th>BPG</th><th>MPG</th></tr><tr><td>4.1</td><td>3.0</td><td>0.7</td><td>0.3</td><td>0.6</td><td>14.7</td></tr></table>	PPG	RPG	APG	SPG	BPG	MPG	4.1	3.0	0.7	0.3	0.6	14.7	<b>NOTES:</b> Transferred from Syracuse...Granted immediate eligibility on Nov. 15...Scored most points as a Commodore against Middle Tennessee (14 points)...Played in 2017-18 after redshirting in 2016-17...Named the Conn. Gatorade POY as a senior at South Kent Prep.	<b>CAREER HIGHS</b> <b>Pts.</b> - 18, vs. UConn (12/5/17) <b>Rebs.</b> - 10, at Fla. St. (1/13/18) <b>Ast.</b> - 5, vs. Savannah State (11/27/18) <b>Min.</b> - 36, vs. UConn (12/5/17)
PPG	RPG	APG	SPG	BPG	MPG											
4.1	3.0	0.7	0.3	0.6	14.7											
15		<b>CLEVON BROWN</b> F ★ 6-8 ★ 240 ★ Jr. ★ San Antonio, Texas <table><tr><th>PPG</th><th>RPG</th><th>APG</th><th>SPG</th><th>BPG</th><th>MPG</th></tr><tr><td>3.2</td><td>2.7</td><td>0.4</td><td>0.3</td><td>1.2</td><td>15.0</td></tr></table>	PPG	RPG	APG	SPG	BPG	MPG	3.2	2.7	0.4	0.3	1.2	15.0	<b>NOTES:</b> Scored eight points in win at USC... Played 19 minutes vs. Winthrop in season opener, had six points, six rebounds and two blocks...Had three or more blocks in seven career games, including three against UNC Asheville.	<b>CAREER HIGHS</b> <b>Pts.</b> - 13, vs. Austin Peay (11/10/17) <b>Rebs.</b> - 6, 2x, last at UF (12/30/17) <b>Ast.</b> - 4 vs South Carolina (1/16/19) <b>Min.</b> - 31, at UK (1/30/18)
PPG	RPG	APG	SPG	BPG	MPG											
3.2	2.7	0.4	0.3	1.2	15.0											
24		<b>AARON NESMITH</b> F ★ 6-6 ★ 213 ★ Fr. ★ Charleston, S.C. <table><tr><th>PPG</th><th>RPG</th><th>APG</th><th>SPG</th><th>BPG</th><th>MPG</th></tr><tr><td>10.5</td><td>5.5</td><td>1.3</td><td>0.7</td><td>0.6</td><td>27.4</td></tr></table>	PPG	RPG	APG	SPG	BPG	MPG	10.5	5.5	1.3	0.7	0.6	27.4	<b>NOTES:</b> Started last nine games...Posted a career-high 24 points vs. Tenn....Scored 23 points against South Carolina...Leads team in scoring in SEC play...Named the S.C. Gatorade Player of the Year as a senior...Scored over 2,000 career points at Porter Gaud High School.	<b>CAREER HIGHS</b> <b>Pts.</b> - 24, vs UT (1/23/19) <b>Rebs.</b> - 13, vs Savannah State (11/27/18) <b>Ast.</b> - 4, at USC (11/11/18) <b>Min.</b> - 42, vs UT (1/23/19)
PPG	RPG	APG	SPG	BPG	MPG											
10.5	5.5	1.3	0.7	0.6	27.4											
32		<b>MATT RYAN</b> F ★ 6-8 ★ 209 ★ Jr. ★ Cortlandt Manor, N.Y. <table><tr><th>PPG</th><th>RPG</th><th>APG</th><th>SPG</th><th>BPG</th><th>MPG</th></tr><tr><td>9.0</td><td>2.6</td><td>1.1</td><td>0.1</td><td>0.1</td><td>24.0</td></tr></table>	PPG	RPG	APG	SPG	BPG	MPG	9.0	2.6	1.1	0.1	0.1	24.0	<b>NOTES:</b> Transfer from Notre Dame who transferred after 2016-17 season...Scored season-high 19 points vs. UNC Asheville...Scored in double figures in eight games this year...While at ND, the team advanced to the 2nd round (2017) and the Elite Eight (2016).	<b>CAREER HIGHS</b> <b>Pts.</b> - 23, vs. Chicago St. (11/26/16) <b>Rebs.</b> - 7, 2x last vs. Liberty (11/19/18) <b>Ast.</b> - 4, vs. Alcorn St. (11/16/18) <b>Min.</b> - 35, vs. Georgia Tech (1/13/16)
PPG	RPG	APG	SPG	BPG	MPG											
9.0	2.6	1.1	0.1	0.1	24.0											



## Ibas

Henry  
Gene  
Moe  
Clarence

1,630  
Wins

## Suttons

Eddie  
Scott  
Sean

1,171  
Wins

## Drews

Homer  
Scott  
Bryce

1,134  
Wins

## All-Time Winningest Collegiate Coaching Families

The Drew family is now third on the all-time winningest collegiate coaching family in college basketball history with 1,134 wins.

### Homer Drew - 640

(Bethel College - 252; IU-South Bend - 17; Valparaiso - 371)

### Scott Drew - 330

(Valparaiso - 20; Baylor - 310)

### Bryce Drew - 164

(Valparaiso - 124; Vanderbilt -39)

## ABOUT ALABAMA

### QUICK FACTS

**Location** ..... Tuscaloosa, Ala.  
**Founded** ..... 1831  
**Conference**..... Southeastern  
**Enrollment**..... 38,563  
**Nickname**..... Crimson Tide  
**Colors**..... Crimson and White  
**Home Arena** ..... Coleman Coliseum (15,383)  
**President**..... Dr. Stuart R. Bell  
**Athletics Director**..... Greg Byrne

### Basketball Staff

**Head Coach** ..... Avery Johnson  
**Record Overall** ..... 325-240 (11)  
**Record at Alabama** ..... 71-54 (4)  
**Assistant Coaches** ..... Yasir Rosemond, John Pelphey,  
..... Antoine Pettway

★ Alabama enters Saturday's game with a 14-8 overall record and a 5-4 mark in the SEC after Wednesday night's win over Georgia in Tuscaloosa, 89-74.

★ The Commodores and Crimson Tide will meet twice this season. Vanderbilt owns a 43-19 overall advantage over Alabama in games played at Vanderbilt.

★ Kira Lewis Jr. leads the Crimson Tide in scoring with 14.1 points per game. John Petty (11.9) and Donta Hall (11.1) also average double figures.

### STAT COMPARISON

	VU		ALABAMA	
	All	SEC	All	SEC
Record	9-13	0-9	14-8	5-4
Scoring Offense	73.9	63.9	75.9	75.9
Scoring Defense	73.4	76.1	72.5	73.9
FG%	.442	.406	.457	.451
FG% Defense	.432	.473	.443	.443
3FG%	.337	.330	.340	.344
3FG% Defense	.325	.337	.338	.329
Free Throw %	.684	.620	.683	.688
Rebounding	36.1	30.6	38.5	38.7
Rebounding Margin	+1.1	-4.7	+5.0	+3.8
Turnovers/game	13.7	13.6	13.4	12.9
Opponent Turnovers	11.5	10.6	12.3	11.7
Steals	4.6	4.2	4.5	4.4
Blocks	4.2	3.1	5.1	4.9

### Underclassmen Leading Way

Sophomore Saben Lee and freshmen Simisola Shittu and Aaron Nesmith are the Commodores' leading scorers for the season.

Departed freshman Darius Garland also averaged 16.4 points per game before a knee injury derailed his season five games into the season.

### 3-Point U

The Commodores are one of only three schools (UNLV and Princeton) to have made a three-point basket in every game since the inception of the three-point line in the 1986-87 season.

With a made three against Alabama, Vanderbilt will move to 1,054 consecutive games with a three-pointer.

### VU Staff Can Score

The Vanderbilt men's basketball staff has combined to score a total of 5,486 collegiate points, with head coach Bryce Drew leading the way with 2,142 points. Here's a breakdown of the staff's scoring totals.

Head Coach Bryce Drew, Valparaiso	2,142
Asst. Coach Casey Shaw, Toledo	1,562
Assoc. Head Coach Roger Powell, Jr., Illinois	1,178
Asst. Coach Jake Diebler, Valparaiso	586
<b>Total</b>	<b>5,486</b>

### Garland Superlatives

Most Points by Freshman in Debut, SEC Since 2010-11

Tremont Waters, LSU	27	11/10/17 vs. Alcorn
Terrence Jones, UK	25	11/12/10 vs. EastTn
<b>Darius Garland, VU</b>	<b>24</b>	<b>11/6/18 vs. Win</b>
Keldon Johnson, UK	23	11/6/18 vs. Duke
Frankie Hughes, Mizzou	23	11/13/16 vs. AlaA&M
Julius Randle, UK	23	11/8/13 vs. NC-Ash
Anthony Davis, UK	23	11/11/11 vs. Marist

### Three Commodores on NBA Rosters

Former Commodores Damian Jones, Luke Kornet, and Wade Baldwin IV are currently on NBA active rosters. Jones averaged 17.1 minutes and 5.4 points per game with the Golden State Warriors this season before being sidelined with a torn left pectoral muscle. He has won two championships with the team in his three seasons in the Bay Area. Kornet is a two-way player with the New York Knicks and is averaging 15.4 minutes and 7.2 points per game in 25 games and 10 starts. Baldwin averaged 5.5 minutes per game in 15 games with the Portland Trail Blazers before being traded to Houston on Feb. 6.

### Three Freshman - 20+ Points

The Commodores are one of only four programs (Duke, UNC Asheville, Pittsburgh) in the nation to have three separate freshman score 20 points or more in a game (Darius Garland, Aaron Nesmith, Simisola Shittu)

### Replacing Three 1,000 Point Scorers

Matthew Fisher-Davis, Riley LaChance and Jeff Roberson each departed Vanderbilt in 2018 as 1,000-point scorers. Each were four-year players for the Commodores who advanced to the postseason on three different occasions (2015 NIT, 2016 and 2017 NCAA Tournaments). There has been only one other class of Vanderbilt players to have three 1,000-point scorers - the vaunted "F Troop" - Butch Feher, Joe Ford and Jeff Fosnes in 1976. Roberson and Fisher-Davis are now playing in the NBA G League, while LaChance has taken his talents to play professionally in Poland.

### Against the SEC

An inaugural member of the SEC, Vanderbilt has a career 716-717 record against current members of the SEC.



## Last Time Out

### Box Score vs. Arkansas



Official Basketball Box Score -- Game Totals -- Final Statistics  
**Vanderbilt vs Arkansas**  
02/05/19 8:00 pm at Fayetteville, Ark. - Bud Walton Arena



#### Vanderbilt 66 • 9-13, 0-9 SEC

#	Player	Total		3-Ptr		Rebounds			PF	TP	A	TO	Blk	Stl	Min
		FG-FGA	FG-FGA	FG-FGA	FT-FTA	Off	Def	Tot							
11	SHITTU, Simisola	f	4-7	0-0	4-5	5	3	8	3	12	2	4	1	0	27
15	BROWN, Clevon	f	3-5	0-1	0-3	2	5	7	4	6	0	0	0	1	24
24	NESMITH, Aaron	f	3-10	2-6	0-0	0	5	5	4	8	2	2	0	2	34
32	RYAN, Matt	f	1-5	1-5	3-3	0	2	2	2	6	2	1	0	0	21
00	LEE, Saben	g	3-3	2-2	3-4	0	1	1	5	11	4	3	1	0	23
01	WETZELL, Yanni		2-4	0-0	1-2	1	1	2	0	5	0	0	2	1	16
02	TOYE, Joe		6-11	4-6	2-4	2	2	4	2	18	0	2	0	1	28
03	EVANS, Maxwell		0-2	0-1	0-0	0	0	0	2	0	2	1	0	0	17
13	MOYER, Matthew		0-2	0-0	0-0	0	1	1	1	0	0	0	0	0	10
	Team					1	1	2							
	Totals		22-49	9-21	13-21	11	21	32	23	66	12	14	4	5	200

FG % 1st Half: 13-25 52.0% 2nd half: 9-24 37.5% Game: 22-49 44.9% Deadball Rebounds 3,2  
3FG % 1st Half: 3-10 30.0% 2nd half: 6-11 54.5% Game: 9-21 42.9%  
FT % 1st Half: 6-9 66.7% 2nd half: 7-12 58.3% Game: 13-21 61.9%

#### Arkansas 69 • 14-8, 5-4 SEC

#	Player	Total		3-Ptr		Rebounds			PF	TP	A	TO	Blk	Stl	Min
		FG-FGA	FG-FGA	FG-FGA	FT-FTA	Off	Def	Tot							
02	BAILEY, Adrio	f	2-5	0-0	0-0	1	2	3	3	4	1	1	0	1	19
10	GAFFORD, Daniel	f	9-14	0-0	10-12	2	7	9	2	28	3	2	2	0	33
01	JOE, Isaiah	g	6-11	6-10	0-0	1	3	4	2	18	5	0	0	0	34
05	HARRIS, Jalen	g	1-6	0-2	0-1	1	4	5	3	2	3	0	0	0	30
13	JONES, Mason	g	2-7	1-5	2-3	0	1	1	1	7	2	2	0	1	32
00	SILLS, Desi		0-1	0-0	2-2	0	0	0	0	2	3	1	0	0	10
11	EMBERY-SIMPSON, K.		2-5	1-2	0-0	0	1	1	1	5	0	0	0	0	14
22	OSABUOHIE, Gabe		0-0	0-0	0-0	0	1	1	4	0	1	1	0	2	10
35	CHANEY, Reggie		1-2	0-0	1-2	1	1	2	1	3	0	3	0	0	18
	Team					2	1	3							
	Totals		23-51	8-19	15-20	8	21	29	17	69	18	11	2	4	200

FG % 1st Half: 10-23 43.5% 2nd half: 13-28 46.4% Game: 23-51 45.1% Deadball Rebounds 2  
3FG % 1st Half: 6-13 46.2% 2nd half: 2-6 33.3% Game: 8-19 42.1%  
FT % 1st Half: 8-10 80.0% 2nd half: 7-10 70.0% Game: 15-20 75.0%

Officials: Doug Shows, Todd Austin, Mike Nance  
Technical fouls: Vanderbilt-None. Arkansas-None.  
Attendance: 13587  
Tickets Scanned: 6,347  
Fouled out: Vanderbilt #0, Lee (0:08.2 2H)

Score by periods	1st	2nd	Total
Vanderbilt	35	31	66
Arkansas	34	35	69

Points	In Paint	Off T/O	2nd Chance	Fast Break	Bench
VU	24	11	10	11	23
AR	26	14	6	13	10

Last FG - VU 2nd-00:40, AR 2nd-00:14.  
Largest lead - VU by 10 1st-03:57, AR by 10 2nd-10:17.  
VU led for 17:24. AR led for 20:12. Game was tied for 02:24.

Score tied - 4 times.  
Lead changed - 12 times.

### Recap

FAYETTEVILLE, Ark. (AP) - Daniel Gafford didn't exactly ooze with confidence when he stepped to the free-throw line this season.

The Arkansas sophomore post and likely first-round NBA Draft pick was shooting less than 60 percent from the foul line coming into Tuesday's SEC home game against Vanderbilt, so it was easy to see the Commodores' strategy of fouling the 6-foot-11 post when he got the basketball around the goal.

But Gafford was nearly perfect from the line in Arkansas' 69-66 win, their fourth straight SEC triumph, scoring a game-high 28 points as the Razorbacks almost squandered a second half lead.

"I've just been working real hard on my free throws," Gafford said of his 10-of-12 performance. "As you all can see, I haven't been hitting consecutive free throws down the stretch, so my mindset has been I want to get better at the free-throw line because I don't want teams to have the game plan of Hack-A-Dan. When that happens and I miss free throws, that's points that's not on the board for us. And we need those."

Gafford was 8-of-9 in the first half and kept Arkansas in the game when the Razorbacks (14-8, 5-4 SEC) went more than three minutes without a field goal late in the first half and trailed by 10 points.

"Obviously Gafford is one of the best bigs in the country," Vanderbilt coach Bryce Drew said. "I think he is very undervalued nationally. He is a great rim-protector and his offensive game has improved. His free throws were 10 out of 12, which is way above his normal shooting percentage, so really credit him for carrying that load."

Arkansas finally got its offense going with under three minutes left in the first half as freshman Isaiah Joe hit four 3-pointers over the final 2:57 to pull the Razorbacks within 35-34 at halftime. Joe finished the night by hitting 6 triples and scoring 18 points.

Vanderbilt (9-13, 0-9), which has lost nine straight SEC games, led 28-18 in the first half, then fell behind by nine in the second half before Joe Toye started finding the mark from behind the arc.

Arkansas built a 52-43 lead with 11:34 left and appeared to be cruising when Toye, who led Vanderbilt with 18 points, knocked down the first of his four 3-pointers.

Over the next seven minutes, Vanderbilt outscored Arkansas 17-6 and took a 60-58 lead on a 3-pointer by Saben Lee with 4:54 left. The game was back and forth the rest of the way.

Toye hit his fourth 3-pointer with 40 seconds left to give Vanderbilt its last lead at 66-64. Arkansas called a time out and the Razorbacks worked the possession down to just 14 seconds when freshman Keyshawn Embury-Simpson hit the biggest shot of his young career, knocking down an open 3-pointer to give Arkansas a 67-66 lead.

"I'm not even sure what the plan was (on that possession)," Gafford said. "We got the ball inside but I had to kick it back out a couple of times when they triple-teamed me."

"I just saw him out there wide open and made the pass and he knocked the shot down for us."

After a Vanderbilt offensive foul, Mason Jones hit a pair of free throws with seven seconds left to seal the win.



# 2018-19 Box Scores



Official Basketball Box Score -- Game Totals -- Final Statistics  
**Winthrop vs Vanderbilt**  
11/06/18 8:30 p.m. at Nashville, Tenn. (Memorial Gym)



## Winthrop 79 • 0-1

#	Player	Total		3-Ptr		Rebounds		PF	TP	A	TO	Blk	Stl	Min
		FG-FGA	FG-FGA	FT-FTA	FT-FTA	Off	Def							
03	ANUMBA, Micheal	f	2-6	0-2	0-0	1	1	2	2	4	1	1	0	20
25	FERGUSON, Josh	f	4-12	1-5	5-5	3	6	9	4	14	3	1	0	36
00	SMITH, Nych	g	7-17	2-5	5-10	1	4	5	2	21	2	2	0	33
13	BROMAN, Bjorn	g	2-5	1-4	0-0	1	5	6	2	5	0	1	0	30
21	ZUNIC, Kyle	g	2-6	0-2	3-4	0	4	4	0	7	0	1	0	18
11	FALDEN, Charles	g	3-6	1-2	1-1	1	2	3	0	8	1	1	0	21
14	PICKETT, Adam	g	6-13	0-4	1-2	2	4	6	4	13	3	5	0	28
15	UKAEGBU, Jermaine	g	3-3	0-0	1-2	2	1	3	4	7	0	1	0	14
Team						2	1	3	1					
Totals			29-68	5-24	16-24	13	28	41	19	79	10	13	0	200

FG % 1st Half: 17-35 48.6% 2nd half: 12-33 36.4% Game: 29-68 42.6%  
3FG % 1st Half: 2-9 22.2% 2nd half: 3-15 20.0% Game: 5-24 20.8%  
FT % 1st Half: 4-5 80.0% 2nd half: 12-19 63.2% Game: 16-24 66.7%

## Vanderbilt 92 • 1-0

#	Player	Total		3-Ptr		Rebounds		PF	TP	A	TO	Blk	Stl	Min
		FG-FGA	FG-FGA	FT-FTA	FT-FTA	Off	Def							
11	SHITTU, Simisola	f	6-12	0-1	6-9	0	10	10	3	18	1	1	2	32
32	RYAN, Matt	f	5-12	4-11	2-3	0	2	2	2	16	1	0	1	30
00	LEE, Saben	g	6-8	0-1	0-0	0	6	6	4	12	5	2	0	30
02	TOYE, Joseph	g	4-7	2-5	2-2	1	5	6	3	12	3	0	0	29
10	GARLAND, Darius	g	9-15	3-7	3-5	0	3	3	1	24	2	2	2	36
01	WETZELL, Yanni	g	0-0	0-0	0-0	0	0	0	0	0	0	2	0	4
03	EVANS, Maxwell	g	0-0	0-0	0-0	0	0	0	1	0	0	0	0	3
15	BROWN, Clevon	g	3-5	0-1	0-0	4	2	6	3	6	0	2	2	19
24	NESMITH, Aaron	g	1-4	1-4	1-1	0	2	2	2	4	1	2	0	17
Team						0	0	0						
Totals			34-63	10-30	14-20	5	30	35	19	92	15	11	7	200

FG % 1st Half: 20-35 57.1% 2nd half: 14-28 50.0% Game: 34-63 54.0%  
3FG % 1st Half: 4-14 28.6% 2nd half: 6-16 37.5% Game: 10-30 33.3%  
FT % 1st Half: 3-5 60.0% 2nd half: 11-15 73.3% Game: 14-20 70.0%

Officials: Jason Baker, K.B. Burdett Jr., Hunter Allen  
Technical fouls: Winthrop-TEAM. Vanderbilt-None.  
Attendance: 8387

Score by periods	1st	2nd	Total
Winthrop	40	39	79
Vanderbilt	47	45	92

Last FG - WINTHROP 2nd-03:06, VU 2nd-03:22.  
Largest lead - WINTHROP by 9 1st-10:26, VU by 16 2nd-07:48.  
WINTHROP led for 08:29. VU led for 28:03. Game was tied for 03:28.

	In	Off	2nd	Fast	Bench
Points	42	15	6	4	28
WINTHROP	40	15	4	11	10

Score tied - 4 times.  
Lead changed - 3 times.



Official Basketball Box Score -- Game Totals -- Final Statistics  
**Vanderbilt vs Southern California**  
11/11/18 6:00 pm at



## Vanderbilt 82 • 2-0

#	Player	Total		3-Ptr		Rebounds		PF	TP	A	TO	Blk	Stl	Min
		FG-FGA	FG-FGA	FT-FTA	FT-FTA	Off	Def							
02	TOYE, Joe	f	4-10	3-5	5-6	3	6	9	0	16	1	1	0	31
11	SHITTU, Simisola	f	5-12	0-0	4-7	8	7	15	5	14	3	3	0	36
32	RYAN, Matt	f	1-6	1-4	1-2	0	5	5	2	4	2	1	0	27
00	LEE, Saben	g	3-13	0-4	3-3	1	1	2	3	9	3	2	0	30
10	GARLAND, Darius	g	6-14	3-5	4-4	1	4	5	4	19	1	6	0	36
01	WETZELL, Yanni	g	1-1	0-0	0-2	0	1	1	2	2	0	1	0	7
03	EVANS, Maxwell	g	0-1	0-1	0-1	0	0	0	0	0	0	0	0	3
15	BROWN, Clevon	g	4-8	0-2	0-3	2	2	4	2	8	0	0	1	18
24	NESMITH, Aaron	g	3-6	2-5	2-2	1	3	4	2	10	4	0	0	21
Team						3	1	4						
Totals			27-71	9-26	19-30	19	30	49	20	82	14	14	1	199

FG % 1st Half: 16-44 36.4% 2nd half: 11-27 40.7% Game: 27-71 38.0%  
3FG % 1st Half: 6-18 33.3% 2nd half: 3-8 37.5% Game: 9-26 34.6%  
FT % 1st Half: 4-10 40.0% 2nd half: 15-20 75.0% Game: 19-30 63.3%

## Southern California 78 • 1-1

#	Player	Total		3-Ptr		Rebounds		PF	TP	A	TO	Blk	Stl	Min
		FG-FGA	FG-FGA	FT-FTA	FT-FTA	Off	Def							
01	Jordan Usher	f	5-16	2-5	0-0	3	2	5	5	12	2	0	1	0
31	Nick Rakocovic	f	8-16	0-0	3-6	9	9	18	4	19	0	3	2	39
00	Shaquan Aaron	g	3-10	0-2	1-2	2	7	9	1	7	1	2	0	35
02	Jonah Mathews	g	4-12	1-6	0-0	1	4	5	0	9	2	2	0	40-
05	Derryck Thornton	g	7-17	0-2	3-5	2	1	3	5	17	2	1	0	33
04	Kevin Porter Jr.	g	5-9	1-3	3-5	1	3	4	5	14	2	2	1	23
12	Devin Fleming	g	0-0	0-0	0-0	0	0	0	1	0	0	0	0	0+
33	J'Raon Brooks	g	0-1	0-1	0-0	0	0	0	2	0	0	0	0	7
34	Victor Uyaelunmo	g	0-0	0-0	0-0	0	0	0	3	0	0	1	0	1
Team						3	0	3						
Totals			32-81	4-19	10-18	21	26	47	26	78	9	11	5	200

FG % 1st Half: 14-36 38.9% 2nd half: 18-45 40.0% Game: 32-81 39.5%  
3FG % 1st Half: 3-10 30.0% 2nd half: 1-9 11.1% Game: 4-19 21.1%  
FT % 1st Half: 5-9 55.6% 2nd half: 5-9 55.6% Game: 10-18 55.6%

Officials:  
Technical fouls: Vanderbilt-None. Southern California-None.  
Attendance: 3804

2018-19 Men's Basketball. Round: 0. Southern California vs Vanderbilt. Played

Score by periods	1st	2nd	Total
Vanderbilt	42	40	82
Southern California	36	42	78

	In	Off	2nd	Fast	Bench
Points	36	9	22	16	20
VU	42	5	17	13	14

Last FG - VU 2nd-01:03, USC 2nd-00:02.  
Largest lead - VU by 10 1st-01:02, USC by 2 1st-19:03.  
VU led for 30:56. USC led for 05:42. Game was tied for 03:22.

Score tied - 5 times.  
Lead changed - 11 times.



Official Basketball Box Score -- Game Totals -- Final Statistics  
**Alcorn State vs Vanderbilt**  
11/16/18 7:00 p.m. at Nashville, Tenn. (Memorial Gym)



## Alcorn State 54 • 1-2

#	Player	Total		3-Ptr		Rebounds		PF	TP	A	TO	Blk	Stl	Min
		FG-FGA	FG-FGA	FT-FTA	FT-FTA	Off	Def							
12	Andrews, Deshaw	f	4-8	2-3	0-1	1	6	7	3	10	0	0	0	21
05	GUMBS, Keenan	f	1-1	0-0	0-0	1	0	1	3	2	0	0	0	9
00	Crosby, Troymain	g	3-11	0-1	5-6	0	3	3	0	11	1	2	0	28
01	Allen, Khari Jabriel	g	3-11	3-8	0-0	0	1	1	2	9	1	1	0	29
11	Howard, Maurice	g	2-11	1-6	0-0	1	3	4	2	5	4	3	0	36
01	Givens, Harold	g	1-1	0-0	0-0	1	2	3	1	2	1	1	0	8
02	Scott, Jael	g	1-5	0-1	0-0	3	2	5	4	2	0	3	0	20
10	Wilson, Kobe	g	0-0	0-0	0-0	0	1	1	1	0	0	0	0	5
15	Robinson	g	0-0	0-0	0-0	0	0	0	0	0	0	0	0	2
23	Smith, TyQuaylon	g	0-1	0-0	0-0	0	0	0	0	0	0	0	0	3
24	Johnson, Reginal	g	3-9	0-3	0-0	1	1	2	2	6	0	2	0	14
33	Brewer, Devon	g	3-8	0-0	1-2	2	6	8	0	7	2	1	0	25
Team						2	2	4						
Totals			21-66	6-22	6-9	12	27	39	18	54	9	14	0	200

FG % 1st Half: 11-35 31.4% 2nd half: 10-31 32.3% Game: 21-66 31.8%  
3FG % 1st Half: 4-13 30.8% 2nd half: 2-9 22.2% Game: 6-22 27.3%  
FT % 1st Half: 3-4 75.0% 2nd half: 3-5 60.0% Game: 6-9 66.7%

## Vanderbilt 79 • 3-0

#	Player		Total		3-Ptr		Rebounds				PF	TP	A	TO	Blk	Stl	Min
			FG-FGA	FG-FGA	FT-FTA	Off	Def	Total									
11	SHITTU, Simisola	f	9-11	0-0	2-3	1	5	6	0	20	0	0	3	0	0	25	
32	RYAN, Matt	f	4-8	4-7	0-0	0	2	2	2	12	4	1	0	0	0	21	
00	LEE, Saben	g	3-7	1-2	3-4	0	2	2	0	10	6	3	0	0	0	26	
02	TOYE, Joe	g	4-9	1-6	5-6	0	4	4	1	14	0	1	2	1	0	25	
10	GARLAND, Darius	g	1-6	0-3	1-2	1	6	7	0	3	4	3	0	0	0	28	
01	WETZELL, Yanni	g	1-3	0-0	0-0	0	1	1	0	2	0	0	0	0	0	10	
03	EVANS, Maxwell	g	2-3	0-1	0-0	0	1	1	1	4	0	0	0	0	0	1	
13	MOYER, Matthew	g	2-5	1-2	0-0	3	5	8	2	5	2	3	0	1	0	15	
15	BROWN, Clevon	g	1-4	0-0	0-0	4	0	4	2	2	1	0	1	0	0	19	
24	NESMITH, Aaron	g	2-8	1-5	2-2	0	7	7	3	7	1	0	1	1	0	24	
	Team					0	1	1									
	Totals		29-64	8-26	13-17	9	34	43	11	79	18	11	7	4	20		

# 2018-19 Box Scores



Official Basketball Box Score -- Game Totals -- Final Statistics  
**Kent State vs Vanderbilt**  
11/23/18 4 p.m. at Nashville, Tenn. (Memorial Gym)



## Kent State 77 • 5-1

#	Player	Total		3-Ptr		Rebounds			PF	TP	A	TO	Blk	Stl	Min
		FG-FGA	FG-FGA	FT-FTA	FT-FTA	Off	Def	Tot							
25	WHITTINGTON, Philip	f	0-2	0-0	0-4	2	4	6	5	0	1	0	2	0	18
00	VERY, Jalen	g	6-13	4-8	2-2	0	1	1	1	18	2	0	0	1	39
01	WILLIAMSON, CJ	g	5-10	3-6	5-6	1	5	6	4	18	3	2	0	4	31
04	WILLIAMS, Antonio	g	2-5	0-0	4-4	0	3	3	4	8	2	1	1	2	29
12	PETERSON, Mitch	g	3-4	1-1	2-2	0	1	1	1	9	3	1	0	1	23
03	DULING, BJ	g	1-2	0-1	0-0	1	2	3	3	2	2	1	1	4	15
11	HARRIS, Kain	g	0-1	0-1	0-0	0	0	0	2	0	0	0	0	0	4
15	ROBERTS, Anthony	g	0-1	0-0	0-0	0	0	0	0	0	0	0	0	0	11
23	WALKER, Jaylin	g	8-18	4-7	2-2	0	4	4	0	22	2	2	1	1	30
Team						0	0	0			1				
Totals			25-56	12-24	15-20	4	20	24	20	77	15	8	5	13	200

FG % 1st Half: 15-28 53.6% 2nd half: 10-28 35.7% Game: 25-56 44.6%  
3FG % 1st Half: 9-15 60.0% 2nd half: 3-9 33.3% Game: 12-24 50.0%  
FT % 1st Half: 2-2 100.0% 2nd half: 13-18 72.2% Game: 15-20 75.0%

## Vanderbilt 75 • 4-1

#	Player	Total		3-Ptr		Rebounds			PF	TP	A	TO	Blk	Stl	Min
		FG-FGA	FG-FGA	FT-FTA	FT-FTA	Off	Def	Tot							
11	SHITTU, Simisola	f	8-15	0-1	4-5	2	6	8	3	20	3	5	0	0	32
12	RYAN, Matt	f	3-5	2-4	0-0	1	4	5	0	8	2	0	0	0	31
00	LEE, Saben	g	4-10	1-4	4-8	1	4	5	3	13	5	6	0	1	29
02	TOYE, Joe	g	6-11	0-4	3-5	0	6	6	2	15	1	2	1	0	31
10	GARLAND, Darius	g	1-1	0-0	0-0	0	0	0	0	2	0	0	0	0	2
01	WETZELL, Yanni	g	1-1	0-0	0-0	1	1	2	2	2	0	1	0	0	11
03	EVANS, Maxwell	g	3-7	1-1	1-4	3	1	4	0	8	1	0	0	0	21
13	MOYER, Matthew	g	0-1	0-1	2-2	2	1	3	3	2	1	0	1	0	14
15	BROWN, Clevon	g	0-2	0-0	0-0	3	0	3	1	0	0	0	0	0	6
24	NESMITH, Aaron	g	1-5	1-3	2-3	1	5	6	4	5	2	1	0	1	23
Team						1	1	2							
Totals			27-58	5-18	16-27	15	29	44	18	75	15	15	2	2	200

FG % 1st Half: 10-29 34.5% 2nd half: 17-29 58.6% Game: 27-58 46.6%  
3FG % 1st Half: 2-9 22.2% 2nd half: 3-9 33.3% Game: 5-18 27.8%  
FT % 1st Half: 12-17 70.6% 2nd half: 4-10 40.0% Game: 16-27 59.3%

Officials: Todd Austin, John Hampton, Hunter Allen  
Technical fouls: Kent State-WILLIAMSON, CJ. Vanderbilt-None.  
Attendance: 9061

Score by periods	1st	2nd	Total
Kent State	41	36	77
Vanderbilt	34	41	75

Last FG - KENT 2nd-01:33, VU 2nd-00:03.  
Largest lead - KENT by 13 1st-13:03, VU by 2 1st-19:43.  
KENT led for 34:25. VU led for 00:57. Game was tied for 04:38.

Score tied - 4 times.  
Lead changed - 5 times.



Official Basketball Box Score -- Game Totals -- Final Statistics  
**Savannah State vs Vanderbilt**  
11/27/18 7 p.m. at Nashville, Tenn. (Memorial Gym)



## Savannah State 85 • 3-6

#	Player	Total		3-Ptr		Rebounds			PF	TP	A	TO	Blk	Stl	Min
		FG-FGA	FG-FGA	FT-FTA	FT-FTA	Off	Def	Tot							
00	HARPER, Tyrell	f	2-7	1-4	0-0	0	0	0	4	5	1	5	0	5	21
04	GRANT JR., John	f	1-8	0-5	0-0	1	0	1	2	2	0	0	0	1	17
12	SMITH, Jahlil	f	4-10	1-5	2-4	1	4	5	0	11	1	2	0	0	22
03	SELLERS, Zach	g	4-13	3-7	0-0	1	0	1	2	11	3	3	0	2	31
11	DOTSON, Jaquan	g	5-9	5-9	2-2	0	2	2	3	17	1	0	0	1	35
02	SMITH, Zaqavian	g	2-4	2-3	0-0	1	0	1	2	6	0	1	0	0	12
02	JOSEPH, Collins	g	8-10	3-5	2-3	2	1	3	0	21	5	2	0	0	22
05	HANSEN, Romani	g	0-5	0-2	3-4	2	3	5	4	3	3	0	2	3	18
10	SAEED, Adam	g	4-9	1-3	0-1	1	4	5	1	9	1	5	0	0	22
Team						2	2	4			1				
Totals			30-75	16-43	9-14	11	16	27	18	85	15	19	2	12	200

FG % 1st Half: 14-36 38.9% 2nd half: 16-39 41.0% Game: 30-75 40.0%  
3FG % 1st Half: 6-24 25.0% 2nd half: 10-19 52.6% Game: 16-43 37.2%  
FT % 1st Half: 3-5 60.0% 2nd half: 6-9 66.7% Game: 9-14 64.3%

## Vanderbilt 120 • 5-1

#	Player	Total		3-Ptr		Rebounds			PF	TP	A	TO	Blk	Stl	Min
		FG-FGA	FG-FGA	FT-FTA	FT-FTA	Off	Def	Tot							
11	SHITTU, Simisola	f	6-7	0-1	5-6	1	2	3	2	17	5	5	0	0	19
15	BROWN, Clevon	f	1-2	0-0	2-2	0	1	1	0	4	0	0	4	1	20
32	RYAN, Matt	f	3-8	3-8	2-2	1	2	3	0	11	3	3	0	0	20
00	LEE, Saben	g	4-6	0-1	3-5	1	3	4	0	11	4	0	0	3	20
02	TOYE, Joe	g	5-6	3-3	0-0	0	2	2	3	13	1	0	1	0	13
01	WETZELL, Yanni	g	5-7	2-2	3-4	1	6	7	1	15	2	2	1	1	23
03	EVANS, Maxwell	g	6-9	2-4	2-2	1	3	4	1	16	3	3	1	0	26
13	MOYER, Matthew	g	4-9	2-5	0-0	3	3	6	0	10	5	2	1	0	24
14	RICE, Isaiah	g	0-0	0-0	0-0	0	0	0	0	0	0	1	0	0	3
24	NESMITH, Aaron	g	7-12	2-5	4-4	2	11	13	4	20	3	3	2	3	29
30	HUNT, Mac	g	1-1	1-1	0-0	0	0	0	0	3	1	0	0	0	3
Team						2	4	6			1				
Totals			42-67	15-30	21-25	12	37	49	12	120	27	20	10	9	200

FG % 1st Half: 23-37 62.2% 2nd half: 19-30 63.3% Game: 42-67 62.7%  
3FG % 1st Half: 6-15 40.0% 2nd half: 9-15 60.0% Game: 15-30 50.0%  
FT % 1st Half: 13-17 76.5% 2nd half: 8-8 100.0% Game: 21-25 84.0%

Officials: Pat Adams, Brian Shey, Erroll Lewis  
Technical fouls: Savannah State-None. Vanderbilt-None.  
Attendance: 8271

Score by periods	1st	2nd	Total
Savannah State	37	48	85
Vanderbilt	65	55	120

Last FG - SSUM 2nd-02:04, VU 2nd-00:31.  
Largest lead - SSUM by 1 1st-16:32, VU by 43 2nd-04:53.  
SSUM led for 00:23. VU led for 39:26. Game was tied for 00:11.

Score tied - 0 times.  
Lead changed - 2 times.



Official Basketball Box Score -- Game Totals -- Final Statistics  
**Vanderbilt vs NC State**  
12/01/18 5:00 PM at AmericanAirlines Arena, Miami, Fla.



## Vanderbilt 65 • 5-2

#	Player	Total		3-Ptr		Rebounds			PF	TP	A	TO	Blk	Stl	Min
		FG-FGA	FG-FGA	FT-FTA	FT-FTA	Off	Def	Tot							
11	SHITTU, Simisola	f	6-12	0-2	3-5	2	4	6	3	15	2	3	3	1	33
15	BROWN, Clevon	f	2-2	0-0	0-2	1	1	2	3	4	2	1	1	1	16
32	RYAN, Matt	f	3-9	1-5	2-2	2	3	5	0	9	0	3	0	1	21
00	LEE, Saben	g	3-7	0-0	9-13	0	1	1	3	15	3	2	0	0	32
02	TOYE, Joe	g	0-6	0-4	1-2	0	1	1	2	1	0	0	1	0	26
01	WETZELL, Yanni	g	1-5	0-3	0-2	0	3	3	2	2	0	0	0	0	13
03	EVANS, Maxwell	g	4-7	1-3	1-2	2	1	3	3	10	1	2	0	0	20
13	MOYER, Matthew	g	0-2	0-1	0-0	2	2	4	1	0	0	0	1	0	14
24	NESMITH, Aaron	g	3-6	1-4	2-2	3	2	5	4	9	1	1	1	1	25
Team						0	3	3							
Totals			22-56	3-22	18-30	12	21	33	21	65	9	12	7	4	200

FG % 1st Half: 12-27 44.4% 2nd half: 10-29 34.5% Game: 22-56 39.3%  
3FG % 1st Half: 1-9 11.1% 2nd half: 2-13 15.4% Game: 3-22 13.6%  
FT % 1st Half: 9-13 69.2% 2nd half: 9-17 52.9% Game: 18-30 60.0%

## NC State 80 • 7-1

#	Player	Total		3-Ptr		Rebounds			PF	TP	A	TO	Blk	Stl	Min
		FG-FGA	FG-FGA	FT-FTA	Off	Def	Tot								
33	WALKER, Wyatt	f	2-2	0-0	0-0	1	3	4	5	4	1	2	0	0	18
02	DORN, Torin	g	4-8	0-1	2-3	1	6	7	2	10	0	2	0	0	32
10	BEVERLY, Braxton	g	1-7	1-3	1-2	0	3	3	2	4	3	1	0	0	30
11	JOHNSON, Markell	g	7-10	1-2	4-6	3	3	6	3	19	7	2	0	0	26
24	DANIELS, Devon	g	2-5	1-3	1-2	0	1	1	3	6	0	1	0	1	14
00	FUNDERBURK, DJ	g	5-10	0-1	6-7	3	2	5	4	16	1	1	0	1	22
04	HELLEMS, Jericole	g	4-10	1-2	0-0	1	3	2	9	2	0	0	0	0	23
05	LOCKETT, Eric	g	0-0	0-0	0-0	0	0	0	0	0	0	0	0	0	7
13	BRYCE, CJ	g	4-11	1-3	0-0	1	5	6	1	9	2	2	0	0	24
55	HARRIS, Blake	g	1-1	0-0	1-2	0	1	1	2	3	0	1	0	1	4
	Team					7	3	10							
	Totals		30-64	5-15	15-22	17	29	46	24	80	16	12	0	3	200

# 2018-19 Box Scores



Official Basketball Box Score -- Game Totals -- Final Statistics  
**Arizona State vs Vanderbilt**  
12/17/18 6 p.m. at Nashville, Tenn. (Memorial Gym)



## Arizona State 65 • 8-2

#	Player	Total		3-Ptr		Rebounds			PF	TP	A TO Blk			Stl	Min
		FG-FGA	FG-FGA	FT-FTA	FT-FTA	Off	Def	Tot			A	TO	Blk		
14	Lawrence, Kimani	f	3-12	1-4	0-0	3	5	8	3	7	1	2	0	1	30
23	White, Romello	f	2-4	0-0	5-6	2	3	5	1	9	0	1	0	0	22
45	Cheatham, Zylan	f	3-6	0-1	3-4	1	13	14	3	9	0	1	1	0	33
00	Dort, Luguentz	g	3-13	2-4	2-3	0	1	1	3	10	3	3	0	1	29
01	Martin, Remy	g	3-12	1-5	2-2	1	2	3	0	9	1	1	0	0	29
02	Edwards, Rob		4-10	2-4	4-4	0	0	0	4	14	3	0	0	1	25
32	Lake, De'Quon		0-0	0-0	0-1	2	1	3	3	0	0	1	0	1	12
35	Cherry, Taeshon		3-8	1-6	0-0	1	3	4	2	7	1	1	0	0	20
Team						3	1	4							
Totals			21-65	7-24	16-20	13	29	42	19	65	9	10	1	4	200

FG % 1st Half: 11-33 33.3% 2nd half: 10-32 31.3% Game: 21-65 32.3%  
3FG % 1st Half: 3-11 27.3% 2nd half: 4-13 30.8% Game: 7-24 29.2%  
FT % 1st Half: 3-4 75.0% 2nd half: 13-16 81.3% Game: 16-20 80.0%

## Vanderbilt 81 • 7-2

#	Player	Total		3-Ptr		Rebounds			PF	TP	A TO Blk			Stl	Min
		FG-FGA	FG-FGA	FT-FTA	FT-FTA	Off	Def	Tot			A	TO	Blk		
11	SHITTU, Simisola	f	4-10	0-1	1-2	0	7	7	3	9	4	2	0	1	37
13	MOYER, Matthew	f	0-2	0-2	0-0	0	0	0	1	0	0	1	0	0	10
32	RYAN, Matt	f	2-11	2-9	5-6	0	1	1	1	11	1	0	0	0	24
00	LEE, Saben	g	2-3	1-2	9-12	0	5	5	2	14	3	4	0	0	29
02	TOYE, Joe	g	4-8	3-4	0-0	1	1	2	3	11	0	0	0	2	23
01	WETZELL, Yanni		3-5	1-2	5-5	1	4	5	3	12	1	1	2	0	21
03	EVANS, Maxwell		3-5	2-3	0-0	0	4	4	0	8	3	1	0	0	17
15	BROWN, Clevon		1-1	0-0	1-2	1	1	2	2	3	0	1	1	0	12
24	NESMITH, Aaron		5-10	3-5	0-2	1	4	5	3	13	1	0	1	0	27
Team						3	5	8							
Totals			24-55	12-28	21-29	7	32	39	18	81	13	10	4	3	200

FG % 1st Half: 14-34 41.2% 2nd half: 10-21 47.6% Game: 24-55 43.6%  
3FG % 1st Half: 6-16 37.5% 2nd half: 6-12 50.0% Game: 12-28 42.9%  
FT % 1st Half: 0-2 0.0% 2nd half: 13-27 77.8% Game: 21-29 72.4%

Officials: Doug Simons, Keith Kimble, Michael Roberts  
Technical fouls: Arizona State-Dort, Luguentz. Vanderbilt-None.  
Attendance: 9271

Score by periods	1st	2nd	Total
Arizona State	28	37	65
Vanderbilt	34	47	81

Last FG - ASU 2nd-01:00, VU 2nd-02:46.  
Largest lead - ASU by 9 1st-16:46, VU by 16 2nd-00:32.  
ASU led for 14:50. VU led for 24:07. Game was tied for 01:02.

	In	Off	2nd	Fast
Points	Paint	T/O	Chance	Break
ASU	24	6	11	4
VU	24	7	8	4

Score tied - 1 time.  
Lead changed - 1 time.



Official Basketball Box Score -- Game Totals -- Final Statistics  
**Vanderbilt vs Kansas State**  
12/22/18 6:01 p.m. CT at Kansas City, Mo. - Sprint Center



## Vanderbilt 58 • 7-3

#	Player	Total		3-Ptr		Rebounds			PF	TP	A TO Blk			Stl	Min
		FG-FGA	FG-FGA	FT-FTA	FT-FTA	Off	Def	Tot			A	TO	Blk		
11	SHITTU, Simisola	f	3-9	0-0	4-4	0	7	7	3	10	2	1	0	0	27
13	MOYER, Matthew	f	0-2	0-2	0-0	0	1	1	3	0	0	0	1	1	9
32	RYAN, Matt	f	4-8	4-7	2-3	0	4	4	4	14	0	2	0	0	29
00	LEE, Saben	g	1-5	0-3	6-6	1	1	2	1	8	4	3	1	0	22
02	TOYE, Joe	g	3-7	3-6	2-3	0	2	2	3	11	2	3	0	0	24
01	WETZELL, Yanni		3-6	0-2	2-2	3	6	9	3	8	0	2	0	0	29
03	EVANS, Maxwell		0-3	0-1	5-9	0	2	2	0	5	2	2	0	0	24
15	BROWN, Clevon		1-1	0-0	0-0	1	0	1	0	2	0	0	0	0	13
24	NESMITH, Aaron		0-6	0-4	0-0	1	4	5	5	0	1	2	0	1	23
Team						0	2	2							
Totals			15-47	7-25	21-27	6	29	35	22	58	11	15	2	2	200

FG % 1st Half: 8-26 30.8% 2nd half: 7-21 33.3% Game: 15-47 31.9%  
3FG % 1st Half: 3-13 23.1% 2nd half: 4-12 33.3% Game: 7-25 28.0%  
FT % 1st Half: 1-4 25.0% 2nd half: 20-23 87.0% Game: 21-27 77.8%

## Kansas State 69 • 9-2

#	Player	Total		3-Ptr		Rebounds			PF	TP	A TO Blk			Stl	Min
		FG-FGA	FG-FGA	FT-FTA	FT-FTA	Off	Def	Tot			A	TO	Blk		
14	MAWIEN, Makol	f	7-10	1-1	0-0	2	3	5	4	15	0	0	1	0	29
20	SNEED, Xavier	f	2-11	1-4	2-2	2	7	9	3	7	4	0	0	1	31
02	DIARRI, Cartier	g	2-6	2-3	4-6	1	6	7	2	10	1	1	1	1	32
03	STOKES, Kamau	g	2-8	0-4	8-12	0	2	2	2	12	5	4	0	0	35
05	BROWN, Barry	g	5-12	1-3	1-2	0	5	5	5	12	2	1	0	3	34
00	McGUIRL, Mike		3-6	0-2	0-0	0	2	2	0	6	1	0	0	1	19
01	NEAL-WILLIAMS, Shau		0-0	0-0	0-0	0	0	0	0	0	0	0	0	0	0+
21	LOVE III, James		0-0	0-0	0-0	0	0	0	0	0	0	0	0	0	0+
23	TRICE, Austin		3-5	0-0	1-5	0	2	2	3	7	0	1	0	1	15
34	STOCKARD III, Levi		0-0	0-0	0-0	0	0	0	0	0	0	0	0	0	5
Team						2	0	2							
Totals			24-58	5-17	16-27	7	27	34	19	69	13	7	2	7	200

FG % 1st Half: 12-29 41.4% 2nd half: 12-29 41.4% Game: 24-58 41.4%  
3FG % 1st Half: 3-10 30.0% 2nd half: 2-7 28.6% Game: 5-17 29.4%  
FT % 1st Half: 3-4 75.0% 2nd half: 13-23 56.5% Game: 16-27 59.3%

Officials: Joe DeRosa, Byron Jarrett, Kerby Sitton  
Technical fouls: Vanderbilt-None. Kansas State-None.  
Attendance: 14062  
Ninth Wildcat Classic at the Sprint Center

Score by periods	1st	2nd	Total
Vanderbilt	20	38	58
Kansas State	30	39	69

	In	Off	2nd	Fast
Points	Paint	T/O	Chance	Break
VU	16	3	4	6
KS	30	16	10	4

Last FG - VU 2nd-00:53, KS 2nd-03:10.  
Largest lead - VU None, KS by 22 2nd-11:02.  
VU led for 00:00. KS led for 39:46. Game was tied for 00:13.

Score tied - 0 times.  
Lead changed - 0 times.



Official Basketball Box Score -- Game Totals -- Final Statistics  
**Tennessee State vs Vanderbilt**  
12/29/18 12:30 p.m. at Nashville, Tenn. (Memorial Gym)



## Tennessee State 76 • 3-9

#	Player		Total		3-Ptr		Rebounds			PF	TP	A TO Blk			Stl	Min
			FG-FGA	FG-FGA	FT-FTA	Off	Def	Tot	A			TO	Blk			
02	EGBUTA, Emmanuel	f	2-4	0-0	2-6	4	1	5	5	6	0	1	0	0	12	
30	CHAFFEE JR., Stokley	f	2-5	0-0	5-6	2	6	8	3	9	1	1	1	1	27	
00	CHANEY, Armani	g	6-8	4-4	0-0	0	3	3	2	16	3	0	0	2	26	
10	DAVIS, Tripp	g	2-7	1-5	0-0	0	1	1	3	5	0	0	0	0	19	
11	McKNIGHT, Kamar	g	3-16	2-6	2-2	1	4	5	2	10	2	3	0	0	31	
01	LITTLEJOHN, Michael		2-9	2-6	0-0	0	0	0	1	6	1	0	0	0	19	
03	FITPATRICK-DORSEY		4-8	1-2	7-8	0	4	4	2	16	1	3	0	0	27	
04	MOORE, Damarri		0-1	0-0	2-4	3	3	3	2	2	1	2	1	1	18	
22	CUMMINGS, Daniel		0-0	0-0	0-0	0	0	0	0	0	0	0	0	0	5	
23	HENDERSON, Dajion		3-5	0-0	0-0	2	2	4	3	6	0	2	0	0	16	
Team						1	1	2								
Totals				24-63	10-23	18-26	10	25	35	23	76	10	11	3	4	200

FG % 1st Half: 12-33 36.4% 2nd half: 12-30 40.0% Game: 24-63 38.1%  
3FG % 1st Half: 7-15 46.7% 2nd half: 3-8 37.5% Game: 10-23 43.5%  
FT % 1st Half: 4-6 66.7% 2nd half: 14-20 70.0% Game: 18-26 69.2%

## Vanderbilt 95 • 8-3

#	Player		Total			3-Ptr			Rebounds			PF	TP	A			TO	Blk	Stl	Min
			FG-FGA	FG-FGA	FT-FTA	FT-FTA	Off	Def	Tot	A	TO			Blk						
01	WETZELL, Yanni	f	1-4	0-2	2-2	0	0	0	3	4	0	1	1	3	25					
11	SHITTU, Simisola	f	2-9	0-1	6-7	1	7	8	2	10	1	3	0	0	27					
32	RYAN, Matt	f	3-8	2-6	0-0	1	2	3	2	8	0	0	0	0	22					
00	LEE, Saben	g	8-9	0-1	7-9	1	3	4	0	23	3	2	0	1	27					
02	TOYE, Joe	g	6-11	4-8	2-4	1	2	3	0	18	0	1	1	0	23					
03	EVANS, Maxwell		2-5	1-3	5-6	0	2	2	1	10	4	0	0	1	19					
13	MOYER, Matthew		3-4	1-2	3-4	2	2	4	3	10	0	1	0	0	23					
15	BROWN, Clevon		1-1	0-0	1-2	1	5	6	3	3	1	0	2	0	13					
24	NESMITH, Aaron		3-7	1-4	2-2	0	5	5	4	9	2	1	0	1	21					
	Team					0	5	5				1								
Totals			29-58	9-27	28-36	7	33	40	18	95	11	9	5	5	200					

# 2018-19 Box Scores



Official Basketball Box Score -- Game Totals -- Final Statistics  
**Ole Miss vs Vanderbilt**  
01/05/19 7:30 p.m. at Nashville, Tenn. (Memorial Gym)



**Ole Miss 81 • 11-2 1-0**

#	Player	Total		3-Ptr		Rebounds			PF	TP	A	TO	Blk	Stl	Min
		FG	FGA	FG	FGA	FT	FTA	Off Def Tot							
00	Hinson, Blake	f	3-6	1-2	4-4	0	3	3	4	11	1	1	0	1	28
13	Olejniczak, Dominik	c	4-6	0-0	0-1	2	1	3	4	8	0	0	2	1	25
02	Shuler, Devontae	g	2-10	0-4	7-8	2	5	7	1	11	6	2	0	2	37
03	Davis, Terence	g	4-8	2-4	1-2	0	5	5	4	11	1	2	0	1	21
04	Tyree, Breein	g	11-16	3-5	6-6	0	4	4	2	31	3	2	1	0	36
01	Naylor, Zach		0-0	0-0	0-0	1	0	1	1	0	2	0	1	0	8
12	Stevens, Bruce		2-6	0-2	0-0	0	3	3	2	4	0	1	0	0	15
14	Buffen, KJ		2-4	0-0	1-1	2	5	7	3	5	2	4	2	1	20
20	Davis, D.C.		0-1	0-1	0-0	0	2	2	0	0	0	0	0	0	10
Team						1	0	1							
Totals			28-57	6-18	19-22	8	28	36	21	81	15	12	6	6	200

FG % 1st Half: 13-31 41.9% 2nd half: 15-26 57.7% Game: 28-57 49.1%  
3FG % 1st Half: 4-10 40.0% 2nd half: 2-8 25.0% Game: 6-18 33.3%  
FT % 1st Half: 5-7 71.4% 2nd half: 14-15 93.3% Game: 19-22 86.4%

**Vanderbilt 71 • 9-4 0-1**

#	Player	Total		3-Ptr		Rebounds			PF	TP	A	TO	Blk	Stl	Min
		FG	FGA	FG	FGA	FT	FTA	Off Def Tot							
01	WETZELL, Yanni	f	3-6	0-1	1-3	1	2	3	3	7	0	2	1	2	28
13	SHITTU, Simisola	f	6-9	0-0	9-15	2	7	9	2	21	3	1	1	1	33
32	RYAN, Matt	f	3-7	3-5	0-0	0	0	0	2	9	1	1	0	2	28
00	LEE, Saben	g	3-12	0-2	3-6	0	5	5	2	9	5	2	0	1	35
02	TOYE, Joe	g	4-12	1-6	3-3	3	4	7	2	12	1	0	1	0	33
03	EVANS, Maxwell		0-1	0-1	0-0	0	0	0	0	0	1	0	0	0	9
13	MOYER, Matthew		0-0	0-0	1-2	1	1	2	0	1	1	1	0	0	8
15	BROWN, Clevon		2-4	0-0	0-0	2	0	2	0	4	0	0	1	0	8
24	NESMITH, Aaron		3-9	2-5	0-0	1	2	3	5	8	1	1	1	1	18
Team						3	1	4							
Totals			24-60	6-20	17-29	13	22	35	16	71	13	10	5	7	200

FG % 1st Half: 13-31 41.9% 2nd half: 11-29 37.9% Game: 24-60 40.0%  
3FG % 1st Half: 1-7 14.3% 2nd half: 5-13 38.5% Game: 6-20 30.0%  
FT % 1st Half: 5-10 50.0% 2nd half: 12-19 63.2% Game: 17-29 58.6%

Officials: Pat Adams, R.B. Clyburn, Robert Felder  
Technical fouls: Ole Miss-Buffen, KJ. Vanderbilt-None.  
Attendance: 10422

Score by periods	1st	2nd	Total
Ole Miss	35	46	81
Vanderbilt	32	39	71

Last FG - OM 2nd-01:24, VU 2nd-03:46.  
Largest lead - OM by 10 2nd-00:31, VU by 6 1st-18:36.  
OM led for 15:36. VU led for 17:02. Game was tied for 07:22.

Points	In	Off	2nd	Fast	Bench
OM	28	7	6	2	9
VU	36	13	10	4	13

Score tied - 10 times.  
Lead changed - 13 times.



Official Basketball Box Score -- Game Totals -- Final Statistics  
**Vanderbilt vs Georgia**  
01/09/19 6:30 PM ET at Stegeman Coliseum - Athens, Ga.



**Vanderbilt 63 • 9-5, 0-2**

#	Player	Total		3-Ptr		Rebounds			PF	TP	A	TO	Blk	Stl	Min
		FG	FGA	FG	FGA	FT	FTA	Off Def Tot							
01	WETZELL, Yanni	f	3-7	1-2	1-1	3	2	5	1	8	0	1	0	0	22
11	SHITTU, Simisola	f	5-15	0-0	0-2	4	10	14	1	10	3	2	1	1	28
24	NESMITH, Aaron	f	3-10	1-6	2-4	5	3	8	4	9	0	2	1	2	29
32	RYAN, Matt	f	1-6	1-6	0-0	0	1	1	3	3	1	0	0	0	18
00	LEE, Saben	g	4-9	1-1	3-3	0	2	2	2	12	2	2	0	2	28
02	TOYE, Joe		2-9	0-4	2-2	0	0	0	3	6	1	0	0	0	28
03	EVANS, Maxwell		3-7	2-5	2-2	0	4	4	3	10	1	1	0	2	25
13	MOYER, Matthew		2-6	0-1	1-1	1	0	1	2	5	0	1	0	1	17
15	BROWN, Clevon		0-1	0-0	0-0	0	1	1	1	0	0	1	0	0	5
Team						5	0	5	1						
Totals			23-70	6-25	11-15	18	23	41	21	63	8	10	2	8	200

FG % 1st Half: 13-35 37.1% 2nd half: 10-35 28.6% Game: 23-70 32.9%  
3FG % 1st Half: 3-10 30.0% 2nd half: 3-15 20.0% Game: 6-25 24.0%  
FT % 1st Half: 4-8 50.0% 2nd half: 7-7 100.0% Game: 11-15 73.3%

**Georgia 82 • 9-5, 1-1**

#	Player	Total		3-Ptr		Rebounds			PF	TP	A	TO	Blk	Stl	Min
		FG	FGA	FG	FGA	FT	FTA	Off Def Tot							
20	HAMMONDS, RAYSHAU	f	6-13	2-6	5-5	2	4	6	3	19	0	3	2	0	29
33	CLAXTON, NICOLAS	f	3-10	0-3	3-7	2	10	12	4	9	1	1	5	2	29
34	OGBEIDE, DEREK	f	7-9	0-0	1-2	3	6	9	1	15	1	2	1	0	29
00	JACKSON II, WILLIAM	g	2-2	2-2	2-2	1	0	1	2	8	2	0	1	0	28
01	HIGHTOWER, TRESHAWN	g	4-8	1-4	2-3	0	4	4	0	11	2	0	0	1	21
02	HARRIS, JORDAN		0-0	0-0	0-0	0	0	0	0	0	0	1	1	0	1
04	CRUMP, TYREE		2-5	2-4	2-2	0	1	1	0	8	4	0	0	0	18
11	HARRISON, CHRISTIAN		0-0	0-0	0-0	0	0	0	0	0	0	0	0	0	2
13	WILDRIDGE, ETORRION		1-4	0-1	2-2	1	1	2	2	4	3	2	2	0	19
14	FAGAN, TYE		1-3	0-1	0-0	1	3	4	0	2	0	1	0	0	7
25	NGUMEZI, AMANZE		0-2	0-2	0-0	1	0	1	2	0	0	1	0	0	9
32	EDWARDS, MIKE		0-0	0-0	0-0	0	0	0	0	0	0	0	0	0	1
43	SARGUINAS, IGNAS		2-4	2-3	0-0	0	0	0	0	6	0	1	0	1	7
Team						1	2	3							
Totals			28-60	9-26	17-23	12	31	43	14	82	13	12	12	4	200

FG % 1st Half: 12-32 37.5% 2nd half: 16-28 57.1% Game: 28-60 46.7%  
3FG % 1st Half: 2-12 16.7% 2nd half: 7-14 50.0% Game: 9-26 34.6%  
FT % 1st Half: 8-13 61.5% 2nd half: 9-10 90.0% Game: 17-23 73.9%

Officials: Michael Stephens, Tony Green, Brian O'Connell  
Technical fouls: Vanderbilt-TEAM. Georgia-None.  
Attendance: 9429

Score by periods	1st	2nd	Total
Vanderbilt	33	30	63
Georgia	34	48	82

Last FG - VU 2nd-02:53, UGA 2nd-02:29.  
Largest lead - VU by 5 1st-11:34, UGA by 21 2nd-00:59.  
VU led for 06:48. UGA led for 28:11. Game was tied for 05:01.

Points	In	Off	2nd	Fast	Bench
VU	34	23	17	11	21
UGA	36	11	12	5	20

Score tied - 8 times.  
Lead changed - 6 times.



Official Basketball Box Score -- Game Totals -- Final Statistics  
**Vanderbilt vs Kentucky**  
01/12/19 8:30pm at Rupp Arena - Lexington, KY



**Vanderbilt 47 • 9-6, 0-3**

#	Player	Total		3-Ptr		Rebounds			PF	TP	A	TO	Blk	Stl	Min
		FG	FGA	FG	FGA	FT	FTA	Off Def Tot							
24	NESMITH, Aaron	f	5-11	1-6	0-0	2	3	5	3	11	1	1	0	0	35
32	RYAN, Matt	f	1-7	1-6	0-0	0	1	1	3	3	0	0	1	0	24
11	SHITTU, Simisola	c	4-10	0-1	0-1	3	2	5	2	8	0	3	1	1	32
00	LEE, Saben	g	2-6	1-2	4-6	0	1	1	2	9	2	0	0	1	31
02	TOYE, Joe	g	3-7	2-6	1-3	1	5	6	0	9	1	0	0	0	36
01	WETZELL, Yanni		0-1	0-0	0-0	0	0	0	1	0	0	1	1	0	9
03	EVANS, Maxwell		0-1	0-0	0-0	0	1	1	2	0	2	4	0	1	15
13	MOYER, Matthew		2-4	2-4	1-2	0	1	1	1	7	0	1	1	1	14
15	BROWN, Clevon		0-0	0-0	0-0	0	0	0	0	0	0	0	0	0	4
Team						1	0	1							
Totals			17-47	7-25	6-12	7	14	21	14	47	6	12	4	4	200

FG % 1st Half: 11-22 50.0% 2nd half: 6-25 24.0% Game: 17-47 36.2%  
3FG % 1st Half: 5-11 45.5% 2nd half: 2-14 14.3% Game: 7-25 28.0%  
FT % 1st Half: 3-7 42.9% 2nd half: 3-5 60.0% Game: 6-12 50.0%

**Kentucky 56 • 12-3, 2-1**

#	Player		Total		3-Ptr		Rebounds			PF	TP	A	TO	Blk	Stl	Min
			FG-FGA	FG-FGA	FT-FTA	Off	Def	Tot								
22	Travis, Reid	f	2-6	0-0	1-2	3	9	12	2	5	1	2	2	0	30	
25	Washington, PJ	f	1-4	0-1	1-4	5	3	8	3	3	1	0	1	1	32	
02	Hagans, Ashton	g	7-9	0-1	1-2	1	3	4	1	15	4	5	0	3	33	
03	Johnson, Keldon	g	6-8	1-2	2-2	0	1	1	5	15	1	4	0	0	24	
14	Herro, Tyler	g	1-3	0-2	2-2	0	6	6	2	4	3	1	0	3	36	
04	Richards, Nick		1-2	0-0	0-0	0	1	1	1	2	0	0	0	1	10	
05	Quickley, Immanuel		4-9	3-7	1-2	0	0	0	0	12	0	0	0	0	20	
23	Baker, Jemarl		0-3	0-3	0-0	0	0	0	0	0	0	0	0	0	7	
23	Montgomery, EJ		0-0	0-0	0-0	0	3	3	0	0	0	0	1	0	8	
Team						3	0	3					1			
Totals			22-44	4-16	8-14	12	26	38	14	56	10	15	5	5	200	
FG % 1st Half: 12-25			48.0%	2nd half: 10-19	52.6%	Game: 22-44			50.0%	Deadball						
3FG % 1st Half: 2-9			22.2%	2nd half: 2-7	28.6%	Game: 4-16			25.0%	Rebounds						
FT % 1st Half: 2-4			50.0%	2nd half: 6-10	60.0%	Game: 8-14			57.1%	2						



# 2018-19 Box Scores



Official Basketball Box Score -- Game Totals -- Final Statistics  
**Mississippi State vs Vanderbilt**  
01/19/19 7:30 p.m. at Nashville, Tenn. (Memorial Gym)



## Mississippi State 71 • 14-3, 2-2 SEC

#	Player	Total		3-Ptr		Rebounds			PF	TP	A TO Blk Stl				Min
		FG-FGA	FG-FGA	FT-FTA	Off Def Tot										
24	Abdul Ado	f	1-1	0-0	2-2	2	1	3	3	4	0	1	2	1	12
35	Aric Holman	f	4-9	2-5	0-0	3	6	9	3	10	3	2	0	0	26
00	Nick Weatherspoon	g	2-7	0-2	0-0	0	2	2	3	6	1	1	0	2	34
02	Lamar Peters	g	3-6	1-4	0-0	0	2	2	4	7	2	2	0	0	22
11	Q Weatherspoon	g	6-12	0-0	5-7	1	7	8	2	17	4	0	0	0	32
01	Reggie Perry	g	3-6	0-1	0-0	2	6	8	2	6	0	0	1	0	21
12	Robert Woodard II	g	3-8	0-1	3-3	1	3	4	3	9	2	1	0	0	20
22	KeyShawn Feazell	g	1-2	0-0	0-0	1	0	1	1	2	0	0	0	0	7
23	Tyson Carter	g	4-8	2-6	0-0	0	3	3	1	10	1	2	0	1	26
Team						0	0	0							
Totals			27-59	5-19	12-14	10	30	40	22	71	13	9	3	4	200

FG % 1st Half: 12-30 40.0% 2nd half: 15-29 51.7% Game: 27-59 45.8%  
3FG % 1st Half: 3-10 30.0% 2nd half: 2-9 22.2% Game: 5-19 26.3%  
FT % 1st Half: 8-10 80.0% 2nd half: 4-4 100.0% Game: 12-14 85.7%

## Vanderbilt 55 • 9-8, 0-5 SEC

#	Player	Total		3-Ptr		Rebounds			PF	TP	A TO Blk Stl				Min
		FG-FGA	FG-FGA	FT-FTA	Off Def Tot										
11	SHITTU, Simisola	f	2-7	1-2	2-7	1	4	5	0	7	2	2	0	0	27
24	NESMITH, Aaron	f	4-10	2-6	1-2	1	5	6	3	11	0	2	0	0	35
32	RYAN, Matt	f	1-4	1-4	0-0	0	1	1	2	3	0	0	0	2	14
00	LEE, Saben	g	4-9	0-0	5-8	1	5	6	2	13	3	2	0	0	38
02	TOYE, Joe	g	3-8	1-3	0-1	0	1	1	1	7	1	1	0	1	25
01	WETZELL, Yanni	g	2-5	0-2	3-4	1	3	4	2	7	0	3	0	0	13
03	EVANS, Maxwell	g	0-1	0-1	1-2	0	0	0	0	1	0	1	0	0	12
13	MOYER, Matthew	g	2-3	0-1	2-2	2	2	4	1	6	0	3	2	0	24
15	BROWN, Clevon	g	0-2	0-0	0-0	1	2	3	0	0	0	0	0	0	12
Team						0	0	0							
Totals			18-49	5-19	14-26	7	23	30	11	55	6	14	2	3	200

FG % 1st Half: 10-30 33.3% 2nd half: 8-19 42.1% Game: 18-49 36.7%  
3FG % 1st Half: 3-9 33.3% 2nd half: 2-10 20.0% Game: 5-19 26.3%  
FT % 1st Half: 4-9 44.4% 2nd half: 10-17 58.8% Game: 14-26 53.8%

Officials: Patrick Evans, Byron Jarrett, Gerald Williams  
Technical fouls: Mississippi State-Lamar Peters. Vanderbilt-None.  
Attendance: 9570

Score by periods	1st	2nd	Total
Mississippi State	35	36	71
Vanderbilt	27	28	55

Last FG - MS 2nd-01:20, VU 2nd-01:06.  
Largest lead - MS by 22 2nd-06:03, VU None.  
MS led for 39:09, VU led for 00:00. Game was tied for 00:51.

Points	In	Off	2nd	Fast	Bench
MS	40	18	7	8	27
VU	24	2	6	4	14

Score tied - 0 times.  
Lead changed - 0 times.



Official Basketball Box Score -- Game Totals -- Final Statistics  
**Tennessee vs Vanderbilt**  
01/23/19 6 p.m. at Nashville, Tenn. (Memorial Gym)



## Tennessee 88 • 17-1, 6-0 SEC

#	Player	Total		3-Ptr		Rebounds			PF	TP	A TO Blk Stl				Min
		FG-FGA	FG-FGA	FT-FTA	Off Def Tot										
02	Williams, Grant	f	10-15	0-2	23-23	1	7	8	3	43	2	3	4	1	38
05	Schofield, Admiral	f	2-9	0-6	2-4	0	4	4	4	6	0	1	0	2	30
11	Alexander, Kyle	f	3-3	0-0	0-0	1	4	5	1	6	0	2	3	0	35
00	Bone, Jordan	g	5-10	2-3	2-3	1	1	2	2	14	7	0	0	1	36
35	Pons, Yves	g	0-1	0-1	0-0	0	2	2	1	0	0	2	0	0	14
01	Turner, Lamonte	g	2-8	2-5	2-2	0	2	2	4	8	5	0	0	0	33
10	Fulkerson, John	g	0-0	0-0	0-0	0	0	0	0	2	0	0	0	0	7
15	Walker, Derrick	g	1-1	0-0	0-0	0	0	0	0	2	0	0	0	0	1
23	Bowden, Jordan	g	4-11	1-3	0-0	0	4	4	3	9	2	0	0	1	31
Team						2	1	3							
Totals			27-58	5-20	29-32	5	25	30	20	88	16	8	7	5	225

FG % 1st Half: 13-26 50.0% 2nd half: 12-27 44.4% OT: 2-5 40.0% Game: 27-58 46.6%  
3FG % 1st Half: 5-12 41.7% 2nd half: 0-7 0.0% OT: 0-1 0.0% Game: 5-20 25.0%  
FT % 1st Half: 7-8 87.5% 2nd half: 14-16 87.5% OT: 8-8 100.0% Game: 29-32 90.6%

## Vanderbilt 83 • 9-9, 0-6 SEC

#	Player	Total		3-Ptr		Rebounds			PF	TP	A TO Blk Stl				Min
		FG-FGA	FG-FGA	FT-FTA	Off Def Tot										
01	WETZELL, Yanni	f	2-5	0-1	0-0	1	2	3	5	4	2	0	0	0	25
11	SHITTU, Simisola	f	5-11	0-1	0-1	1	5	6	4	10	4	4	0	1	35
13	MOYER, Matthew	f	1-2	0-1	0-0	0	4	4	4	2	0	0	0	1	14
24	NESMITH, Aaron	f	9-15	4-7	2-3	2	4	6	3	24	1	2	2	2	42
00	LEE, Saben	g	5-16	3-5	8-13	1	3	4	3	21	7	2	0	0	42
02	TOYE, Joe	g	2-2	1-1	0-0	0	0	0	2	5	0	1	0	0	15
03	EVANS, Maxwell	g	0-0	0-0	0-0	0	1	1	1	0	1	1	0	0	3
15	BROWN, Clevon	g	2-2	0-0	1-1	0	1	1	5	1	3	1	1	1	23
32	RYAN, Matt	g	4-7	2-5	2-3	0	2	2	2	12	1	2	0	0	26
Team						2	4	6							
Totals			30-60	10-21	13-21	7	26	33	29	83	17	15	3	5	225

FG % 1st Half: 14-25 56.0% 2nd half: 14-27 51.9% OT: 2-8 25.0% Game: 30-60 50.0%  
3FG % 1st Half: 3-6 50.0% 2nd half: 6-9 66.7% OT: 1-6 16.7% Game: 10-21 47.6%  
FT % 1st Half: 6-9 66.7% 2nd half: 5-8 62.5% OT: 2-4 50.0% Game: 13-21 61.9%

Officials: Terry Oglesby, Pat Adams, Terry Wymmer  
Technical fouls: Tennessee-Schofield, Admiral. Vanderbilt-RYAN, Matt.  
Attendance: 14316

Score by periods	1st	2nd	OT	Total
Tennessee	38	38	12	88
Vanderbilt	37	39	7	83

Last FG - UT OT-00:31, VU OT-02:01.  
Largest lead - UT by 13 1st-15:01, VU by 6 2nd-01:32.  
UT led for 30:37, VU led for 07:37. Game was tied for 06:42.

Score tied - 9 times.  
Lead changed - 8 times.

Points	In	Off	2nd	Fast	Bench
UT	42	16	8	2	19
VU	34	11	5	2	22



Official Basketball Box Score -- Game Totals -- Final Statistics  
**Vanderbilt vs Oklahoma**  
01/26/19 3 p.m. at Lloyd Noble Center (Norman, Okla.)



## Vanderbilt 55 • 9-10

#	Player	Total		3-Ptr		Rebounds			PF	TP	A TO Blk Stl				Min
		FG-FGA	FG-FGA	FT-FTA	Off Def Tot										
01	WETZELL, Yanni	f	1-4	0-2	2-2	1	3	4	3	4	0	3	0	1	31
13	MOYER, Matthew	f	0-4	0-2	0-2	2	1	3	0	0	0	0	0	0	11
24	NESMITH, Aaron	f	3-6	2-3	1-2	0	5	5	2	9	0	1	0	1	27
11	SHITTU, Simisola	c	3-9	0-3	1-1	0	4	4	1	7	1	6	0	0	23
00	LEE, Saben	g	9-12	2-2	4-4	1	7	8	1	24	3	6	1	3	37
02	TOYE, Joe	g	0-5	0-3	0-0	1	1	2	0	0	0	4	0	2	18
03	EVANS, Maxwell	g	0-1	0-1	0-0	1	0	1	0	0	1	0	0	0	9
15	BROWN, Clevon	g	2-3	0-0	0-0	2	0	2	4	4	1	1	1	0	20
32	RYAN, Matt	g	3-9	1-5	0-1	2	3	5	2	7	1	0	1	0	24
Team						0	0	0							
Totals			21-57	5-21	8-12	10	24	34	13	55	7	22	3	7	200

FG % 1st Half: 10-27 37.0% 2nd half: 11-30 36.7% Game: 21-57 36.8%  
3FG % 1st Half: 3-8 37.5% 2nd half: 2-13 15.4% Game: 5-21 23.8%  
FT % 1st Half: 0-1 0.0% 2nd half: 8-11 72.7% Game: 8-12 66.7%

## Oklahoma 86 • 15-5

		Total	3-Ptr		Rebounds											
#	Player	FG-FGA	FG-FGA	FT-FTA	Off	Def	Tot	PF	TP	A	TO	Blk	Stl	Min		
21	Doolittle, Kristian	f	1-4	0-0	2-2	0	3	3	1	4	0	1	0	1	15	
35	Manek, Brady	f	6-11	2-6	2-2	1	3	4	2	16	0	2	1	0	24	
00	James, Christian	g	8-15	3-9	2-2	2	3	5	0	21	2	1	0	3	28	
01	Odomes, Rashard	g	7-8	0-0	0-1	1	2	3	2	14	3	0	0	1	22	
24	Bienemy, Jamal	g	0-2	0-1	0-0	0	5	5	1	0	7	1	0	4	29	
02	Calixte, Aaron		3-8	2-5	0-0	0	1	1	2	8	1	0	0	0	22	
03	Reynolds, Miles		4-6	0-0	1-2	0	1	1	2	9	2	2	0	1	16	
04	McNeace, Jamuni		1-3	0-0	0-0	0	3	3	0	2	0	0	0	1	19	
05	Freeman, Matt		2-4	0-2	0-0	0	1	1	0	4	0	1	1	0	10	
22	Geha, Patrick		1-1	0-0	0-0	0	0	0	0	2	0	1	1	0	4	
32	Streller, Read		0-0	0-0	0-0	0	1	1	1	0	0	1	0	0	3	
44	Polla, Hannes		3-3	0-0	0-0	0	2	2	2	6	0	1	2	0	8	
	Team					3	4	7			1					
	Totals		36-65	7-23	7-9	7	29	36	13	86	15	12	4	11	200	

# 2018-19 Box Scores



Official Basketball Box Score -- Game Totals -- Final Statistics  
**Vanderbilt vs Mizzou**  
02/02/19 7:30 p.m. at Mizzou Arena



## Vanderbilt 67 • 9-12 (0-8)

#	Player	Total		3-Ptr		Rebounds			PF	TP	A	TO	Blk	Stl	Min
		FG-FGA	FG-FGA	FT-FTA	Off Def Tot										
00	LEE, Saben	* 4-10	0-3	7-9	0 1 1	2 15	7	4	0	1	35				
01	WETZELL, Yanni	* 2-5	1-3	0-0	0 3 3	1 5	0	1	2	0	16				
03	EVANS, Maxwell	* 2-6	0-2	0-0	0 3 3	1 4	2	1	0	0	27				
11	SHITTU, Simisola	* 1-2	0-0	2-4	1 3 4	2 4	1	0	0	1	18				
24	NESMITH, Aaron	* 4-9	2-7	9-10	0 4 4	5 19	0	2	0	0	35				
02	TOYE, Joe	2-4	2-4	0-0	0 3 3	2 6	0	1	0	0	23				
13	MOYER, Matthew	0-1	0-1	0-0	0 0 0	1 0	0	0	0	0	1				
15	BROWN, Clevon	3-5	0-1	2-3	1 0 1	3 8	1	2	2	0	21				
32	RYAN, Matt	2-4	2-3	0-0	0 2 2	3 6	0	1	0	0	24				
Team					0 5 5										
Totals		20-46	7-24	20-26	2 24 26	20 67	11	12	4	2	200				

FG % 1st Half: 8-23 34.8% 2nd half: 12-23 52.2% Game: 20-46 43.5% Deadball  
3FG % 1st Half: 0-10 0.0% 2nd half: 7-14 50.0% Game: 7-24 29.2% Rebounds  
FT % 1st Half: 12-16 75.0% 2nd half: 8-10 80.0% Game: 20-26 76.9% 4

## Mizzou 77 • 11-9 (2-6)

#	Player	Total		3-Ptr		Rebounds			PF	TP	A	TO	Blk	Stl	Min
		FG-FGA	FG-FGA	FT-FTA	Off Def Tot										
01	PINSON, Xavier	* 2-3	1-2	4-6	1 2 3	2 9	2	0	0	0	17				
04	PICKETT, Javon	* 4-11	1-3	3-5	3 2 5	0 12	0	1	0	0	30				
15	GEIST, Jordan	* 5-12	2-7	3-7	2 3 5	2 15	6	1	0	0	36				
23	TILMON, Jeremiah	* 7-12	0-1	5-5	3 5 8	4 19	1	1	1	1	35				
24	PURYEAR, Kevin	* 0-5	0-3	0-0	0 10 10	2 0	2	3	0	1	17				
00	WATSON, Torrence	5-8	2-5	0-0	0 0 0	3 12	2	0	0	1	28				
02	SANTOS, K.J.	0-1	0-0	0-0	0 0 0	0 0	0	0	0	0	4				
03	SUGGS, Ronnie	1-1	0-0	1-1	0 1 1	1 3	0	2	0	0	9				
05	SMITH, Mitchell	2-3	1-1	0-0	0 2 2	2 5	1	1	1	1	20				
14	NIKKO, Reed	1-3	0-0	0-0	1 0 1	1 2	0	0	0	0	4				
Team					1 1 2										
Totals		27-59	7-22	16-24	11 26 37	17 77	14	9	2	4	200				

FG % 1st Half: 15-31 48.4% 2nd half: 12-28 42.9% Game: 27-59 45.8% Deadball  
3FG % 1st Half: 3-10 30.0% 2nd half: 4-12 33.3% Game: 7-22 31.8% Rebounds  
FT % 1st Half: 4-7 57.1% 2nd half: 12-17 70.6% Game: 16-24 66.7% 5

Officials: Anthony Jordan, Jason Baker, R.B. Clyburn  
Technical fouls: Vanderbilt-None. Mizzou-GEIST, Jordan.  
Attendance: 11091

Score by periods	1st	2nd	Total
Vanderbilt	28	39	67
Mizzou	37	40	77

Last FG - VU 2nd-01:17, MIZ 2nd-00:50.  
Largest lead - VU by 2 1st-19:37, MIZ by 15 2nd-13:43.  
VU led for 00:57. MIZ led for 38:40. Game was tied for 00:23.

Points	In	Off	2nd	Fast	Bench
VU	26	9	3	4	20
MIZ	36	13	11	2	22

Score tied - 1 time.  
Lead changed - 1 time.



Official Basketball Box Score -- Game Totals -- Final Statistics  
**Vanderbilt vs Arkansas**  
02/05/19 8:00 pm at Fayetteville, Ark. - Bud Walton Arena



## Vanderbilt 66 • 9-13, 0-9 SEC

#	Player	Total		3-Ptr		Rebounds			PF	TP	A	TO	Blk	Stl	Min
		FG-FGA	FG-FGA	FT-FTA	Off Def Tot										
11	SHITTU, Simisola	f 4-7	0-0	4-5	5 3 8	3 12	2	4	1	0	27				
15	BROWN, Clevon	f 3-5	0-1	0-3	2 5 7	4 6	0	0	0	1	24				
24	NESMITH, Aaron	f 3-10	2-6	0-0	0 5 5	4 8	2	2	0	2	34				
32	RYAN, Matt	f 1-5	1-5	3-3	0 2 2	2 6	2	1	0	0	21				
00	LEE, Saben	g 3-3	2-2	3-4	0 1 1	5 11	4	3	1	0	23				
01	WETZELL, Yanni	2-4	0-0	1-2	1 1 2	0 5	0	0	2	1	16				
02	TOYE, Joe	6-11	4-6	2-4	2 2 4	2 18	0	2	0	1	28				
03	EVANS, Maxwell	0-2	0-1	0-0	0 0 0	2 0	2	1	0	0	17				
13	MOYER, Matthew	0-2	0-0	0-0	0 1 1	1 0	0	0	0	0	10				
Team					1 1 2										
Totals		22-49	9-21	13-21	11 21 32	23 66	12	14	4	5	200				

FG % 1st Half: 13-25 52.0% 2nd half: 9-24 37.5% Game: 22-49 44.9% Deadball  
3FG % 1st Half: 3-10 30.0% 2nd half: 6-11 54.5% Game: 9-21 42.9% Rebounds  
FT % 1st Half: 6-9 66.7% 2nd half: 7-12 58.3% Game: 13-21 61.9% 3,2

## Arkansas 69 • 14-8, 5-4 SEC

#	Player	Total		3-Ptr		Rebounds			PF	TP	A	TO	Blk	Stl	Min
		FG-FGA	FG-FGA	FT-FTA	Off Def Tot										
02	BAILEY, Adrio	f 2-5	0-0	0-0	1 2 3	3 4	1	1	0	1	19				
10	GAFFORD, Daniel	f 9-14	0-0	10-12	2 7 9	2 28	3	2	2	0	33				
01	JOE, Isaiah	g 6-11	6-10	0-0	1 3 4	2 18	5	0	0	0	34				
05	HARRIS, Jalen	1-6	0-2	0-1	1 4 5	3 2	3	0	0	0	30				
13	JONES, Mason	g 2-7	1-5	2-3	0 1 1	1 7	2	2	0	1	32				
00	SILLS, Desi	0-1	0-0	2-2	0 0 0	0 2	3	1	0	0	10				
11	EMBERY-SIMPSON, K.	2-5	1-2	0-0	0 1 1	1 5	0	0	0	0	14				
22	OSABUOHIE, Gabe	0-0	0-0	0-0	0 1 1	4 0	1	1	0	2	10				
35	CHANEY, Reggie	1-2	0-0	1-2	1 1 2	1 3	0	3	0	0	18				
Team					2 1 3										
Totals		23-51	8-19	15-20	8 21 29	17 69	18	11	2	4	200				

FG % 1st Half: 10-23 43.5% 2nd half: 13-28 46.4% Game: 23-51 45.1% Deadball  
3FG % 1st Half: 6-13 46.2% 2nd half: 2-6 33.3% Game: 8-19 42.1% Rebounds  
FT % 1st Half: 8-10 80.0% 2nd half: 7-10 70.0% Game: 15-20 75.0% 2

Officials: Doug Shows, Todd Austin, Mike Nance  
Technical fouls: Vanderbilt-None. Arkansas-None.  
Attendance: 13587  
Tickets Scanned: 6,347  
Fouled out: Vanderbilt #0, Lee (0:08.2 2H)


Score by periods	1st	2nd	Total
Vanderbilt	35	31	66
Arkansas	34	35	69

Points	In	Off	2nd	Fast	Bench
VU	24	11	10	11	23
AR	26	14	6	13	10

Last FG - VU 2nd-00:40, AR 2nd-00:14.  
Largest lead - VU by 10 1st-03:57, AR by 10 2nd-10:17.  
VU led for 17:24. AR led for 20:12. Game was tied for 02:24.

Score tied - 4 times.  
Lead changed - 12 times.

## HEAD COACH BRYCE DREW



### THE DREW FILE

**High School:** Valparaiso (Ind.), '94

**College:** Bachelor of Arts In Sports Management, Valparaiso, '98

**Family:** Wife, Tara, son Bryson (4)



### DREW THROUGH THE YEARS

Year	School	Position	W-L	Conf.	Postseason
2019	Vanderbilt	Head Coach	9-13	0-9	-
2018	Vanderbilt	Head Coach	12-20	6-12	-
2017	Vanderbilt	Head Coach	19-16	10-8	NCAA First Round
2016	Valparaiso	Head Coach	30-7	16-2	NIT Finals
2015	Valparaiso	Head Coach	28-6	13-3	NCAA Second Round
2014	Valparaiso	Head Coach	18-16	9-7	CollegelInsider.com First Round
2013	Valparaiso	Head Coach	26-8	13-3	NCAA Second Round
2012	Valparaiso	Head Coach	22-12	14-4	NIT First Round
2011	Valparaiso	Assistant Coach	23-12	12-6	CollegelInsider.com First Round
2010	Valparaiso	Assistant Coach	15-17	10-8	-
2009	Valparaiso	Assistant Coach	9-22	5-13	-
2008	Valparaiso	Assistant Coach	22-14	9-9	College Basketball Invite 2nd Rd.
2007	Valparaiso	Assistant Coach	16-15	9-5	-
2006	Valparaiso	Assistant Coach	17-12	8-8	-
2005	Valencia (Spain)	Player	38-14		Champions League Second Round
2004	New Orleans (NBA)	Player	41-41		East 1st round
2003	New Orleans (NBA)	Player	47-35		East 1st round
2002	Charlotte (NBA)	Player	44-38		East Semifinals
2001	Chicago (NBA)	Player	15-67		-
2000	Houston (NBA)	Player	34-48		-
1999	Houston (NBA)	Player	31-19		West 1st round
1998	Valparaiso	Player	23-10	13-3	NCAA Regional Semifinals
1997	Valparaiso	Player	24-7	13-3	NCAA First Round
1996	Valparaiso	Player	22-10	13-5	NCAA First Round
1995	Valparaiso	Player	20-8	14-4	-
<b>Head Coach Totals</b>			<b>164-98</b>	<b>81-49</b>	
<b>Totals at Vanderbilt (Head Coach)</b>			<b>40-49</b>	<b>16-29</b>	
<b>Totals at Valparaiso (Head Coach)</b>			<b>124-49</b>	<b>65-19</b>	
<b>Totals at Valparaiso (Assistant)</b>			<b>102-92</b>	<b>53-49</b>	
<b>Totals at Valparaiso (playing)</b>			<b>89-35</b>	<b>53-15</b>	
<b>Totals as NBA Player</b>			<b>212-248</b>		

<b>3</b>	Three-time Conference Coach of the Year
<b>25</b>	Averaged 25 wins a year in five years at Valparaiso
<b>27</b>	27th coach in Vanderbilt basketball history, and ninth of the modern era.
<b>5</b>	Postseason appearances as a head coach, including three in the NCAA Tournament and two in the NIT.
<b>16</b>	Coached 16 All-Conference honorees.
<b>30</b>	Won 30 games with Valparaiso in 2015-16.
<b>2,142</b>	Career points scored at Valparaiso - the 2nd most in the program's history. He is also the program's leader in 3-pointers made (364) and assists (626).
<b>2</b>	Two-time NABC District 12 Coach of the Year
<b>6</b>	Played six seasons in the NBA... Two with Houston, one with Chicago, and three with Charlotte/New Orleans
<b>1,000</b>	Scored over 1,000 points in his NBA career.
<b>12</b>	Played alongside 12 NBA All-Stars
<b>3</b>	Played with three players named among the Top 50 NBA Players of All Time - Charles Barkley, Hakeem Olajuwon, and Scottie Pippin
<b>10</b>	Recruited a consensus Top 10 recruiting class for the class of 2018.



## VANDERBILT ATHLETIC COMMUNICATIONS

### INTERVIEW POLICY

Vanderbilt head coach Bryce Drew and selected Vanderbilt players will be available to the media before practice on a weekly basis during the non-conference season, and bi-weekly during the SEC season.

The times for those media sessions will be emailed to media members in advance of those pre-practice interviews.

Media may photograph the first 20 minutes of practice. All practices are closed to the public.

### POSTGAME INTERVIEW POLICY

Vanderbilt head coach Bryce Drew will enter the Memorial Gym interview room after the NCAA-mandated 10-minute cooling off period, and after the visiting team makes an appearance in the interview room.

### VUCOMMODORES.COM

The official website of Vanderbilt athletics, vucommodores.com, includes pregame notes, season statistics, videos of press conferences and meetings with the media, live stats, twitter feeds, and streaming audio and video of everything that is Commodore athletics.

### @VANDYMBB

The official Twitter feed of Vanderbilt men's basketball, follow the latest information and get breaking news on Commodore basketball.

## VU QUICK FACTS

**Location** ..... Nashville, Tenn.  
**Founded** ..... 1873  
**Conference** ..... Southeastern  
**Enrollment** ..... 6,738  
**Nickname** ..... Commodores  
**Colors** ..... Black and Gold  
**Home Arena** ..... Memorial Gymnasium (14,316)  
**Chancellor** ..... Nicholas Zeppos  
**Vice Chancellor** ..... David Williams II  
**Faculty Rep.** ..... Dr. Susan Wentz

### Athletic Communications

**Men's Basketball SID** ..... Andy Boggs  
**Media Relations Address** ..... 2601 Jess Neely Dr.  
 Nashville, TN 37212  
**Office Phone** ..... (615) 343-1847  
**E-Mail** ..... Andy.Boggs@Vanderbilt.edu

## INS AND OUTS

Career Games Played	Games	Starts	Cons. Starts
Joe Toye	119	38	-
Matt Ryan	93	22	1
Clevon Brown	88	7	1
Yanni Wetzell	81	68	-
Matthew Moyer	57	25	-
Saben Lee	54	51	47
Maxwell Evans	50	16	-
Aaron Nesmith	22	9	9
Simisola Shittu	22	22	22
Darius Garland	5	5	-
Isaiah Rice	5	-	-
Mac Hunt	3	-	-

### Double-Digit Scoring Games

Player	Career (Record)	'18-19	Cons.
Saben Lee	33 (13-20)	16 (7-9)	6 (0-6)
Joe Toye	28 (15-13)	10 (6-4)	1 (0-1)
Matt Ryan	14	9 (6-3)	-
Simisola Shittu	15 (8-7)	15 (8-7)	1 (0-1)
Aaron Nesmith	8 (3-5)	8 (3-5)	-
Maxwell Evans	7 (4-3)	4 (2-2)	-
Darius Garland	3 (3-0)	3 (3-0)	-
Matthew Moyer	3 (3-0)	3 (3-0)	-
Clevon Brown	1 (1-0)	-	-
Yanni Wetzell	3 (3-0)	3 (3-0)	-

### Double-Digit Rebounding Games

Player	Career	'18-19	Cons.
Simisola Shittu	3 (2-1)	3 (2-1)	-
Aaron Nesmith	1 (1-0)	1 (1-0)	-

### Double-Doubles

Player	Career	'18-19	Cons.
Simisola Shittu	2 (2-1)	2 (2-1)	-
Aaron Nesmith	1 (1-0)	1 (1-0)	-

## SEC PRESEASON POLL

### Preseason Media Poll, Pts

1. Kentucky
2. Tennessee
3. Auburn
4. Mississippi State
5. Florida
6. LSU
7. Alabama
8. Vanderbilt
9. Missouri
10. Arkansas
11. South Carolina
12. Texas A&M
13. Georgia
14. Ole Miss

### First Team All-SEC

Daniel Gafford – Arkansas  
 Reid Travis – Kentucky  
 Tremont Waters – LSU  
 Chris Silva – South Carolina  
 Grant Williams – Tennessee

### Second Team All-SEC

Bryce Brown – Auburn  
 Jared Harper – Auburn  
 Jalen Hudson – Florida  
 P.J. Washington – Kentucky  
 Quindary Weatherspoon – Mississippi State  
 Jontay Porter – Missouri  
 Admiral Schofield – Tennessee

### SEC Player of the Year

Grant Williams – Tennessee

## 2018-19 TRENDS

Winning Opening Tip .....	7-6
Losing Opening Tip .....	2-7
VU Scores First .....	6-5
Opponent Scores First .....	3-8
Leading at Halftime .....	9-3
Trailing at Halftime .....	0-10
Tied at Halftime .....	0-0
Leading with Five Minutes Remaining .....	9-2
Trailing with Five Minutes Remaining .....	0-10
Tied with Five Minutes Remaining .....	0-1
Leading with Two Minutes Remaining .....	9-2
Trailing with Two Minutes Remaining .....	0-10
Tied with Two Minutes Remaining .....	0-1
Overtime .....	0-1
Games Decided by Three Points or Less .....	0-3
Games Decided by 4-10 Points .....	2-5
Games Decided by 11-20 Points .....	3-4
Games Decided by 21-plus Points .....	4-2
VU Shoots 50% or Better .....	5-1
VU Shoots 40% or Better .....	4-5
VU Shoots Lower Than 40% .....	1-7
Opponent Shoots 50% or Better .....	0-3
Opponent Shoots 40% or Better .....	3-9
Opponent Shoots Lower Than 40% .....	6-0
VU Outshoots Opponent .....	8-4
VU Outshot by Opponent .....	1-9
Shoot Same Percentage .....	0-0
VU Scores 70 Points or More .....	6-3
VU Scores Less Than 70 Points .....	0-9
VU Scores 80 Points or More .....	4-1
VU Scores 90 Points or More .....	4-0
Opponent Scores 70 Points or More .....	5-4
Opponent Scores Less Than 70 Points .....	4-3
Opponent Scores 80 Points or More .....	1-6
Opponent Scores 90 Points or More .....	0-0
Makes More 3-Pointers Than Opponent .....	6-5
Makes Fewer 3-Pointers Than Opponent .....	3-5
3-Pointers are Equal .....	0-3
Outrebounded Opponent .....	7-4
Outrebounded by Opponent .....	2-8
Rebounds are Equal .....	0-1
Playing on National TV .....	2-11
Playing on Regional TV .....	0-0
Online Only .....	7-2
Playing on Weekday .....	6-6
Playing on Weekend .....	2-6
Game Tips Before 6 p.m. CT (afternoons) .....	2-4
Game Tips After 6 p.m. CT (evenings) .....	7-9
In White Uniforms .....	8-5
In Gold Uniforms .....	0-1
In Black Uniforms .....	1-7
In Grey Uniforms .....	0-0
In November .....	5-1
In December .....	3-2
In January .....	0-8
In February .....	0-2
In March .....	0-0
Home .....	8-6
Neutral .....	0-1
Away .....	1-6
<b>Conferences</b>	
vs. Non-Conference .....	9-3
ACC .....	0-1
ASUN .....	1-0
Big 12 .....	0-2
Big South .....	2-0
C-USA .....	1-0
Mid-American .....	0-1
Mid-Eastern Athletic .....	1-0
Ohio Valley .....	1-0
Pac 12 .....	2-0
SWAC .....	1-0
Vs. SEC .....	0-9
<b>Lineups</b>	
Garland, Lee, Ryan, Toye, Shittu .....	4-1
Brown, Lee, Ryan, Shittu, Toye .....	1-1
Lee, Moyer, Ryan, Shittu, Toye .....	2-1
Lee, Ryan, Shittu, Toye, Wetzell .....	2-1
Lee, Nesmith, Ryan, Shittu, Wetzell .....	0-2
Lee, Nesmith, Ryan, Shittu, Toye .....	0-3
Lee, Moyer, Nesmith, Shittu, Wetzell .....	0-2
Evans, Lee, Nesmith, Shittu, Wetzell .....	0-1
Brown, Lee, Nesmith, Ryan, Shittu .....	0-1





## 2018-19 Roster

No.	Name	Pos.	Ht.	Wt.	Cl.-Yr	Hometown (Previous School)
0	Saben Lee	G	6-2	183	So. - 2nd	Phoenix, Ariz. (Corona Del Sol)
1	Yanni Wetzell	F/C	6-10	240	R-Jr. - 4th	Auckland, N.Z. (St. Mary's (Texas)/Westlake Boys)
2	Joe Toye	G/F	6-7	210	Sr. - 4th	Chicago, Ill. (Whitney Young)
3	Maxwell Evans	G	6-2	192	So. - 2nd	Houston, Texas (Bellaire)
11	Simisola Shittu	F/C	6-10	240	Fr. - 1st	Burlington, Ont. (Vermont Academy)
13	Matthew Moyer	F	6-8	217	R-So. - 3rd	Gahanna, Ohio (Syrcause/South Kent Prep/Lincoln)
14	Isaiah Rice	G	5-11	195	So. - 2nd	Indianapolis, Ind. (Park Tudor)
15	Clevon Brown	F	6-8	240	Jr. -3rd	San Antonio, Texas (Churchill)
24	Aaron Nesmith	F	6-6	213	Fr. - 1st	Charleston, S.C. (Porter Gaud)
30	Mac Hunt	G	6-6	182	Fr. - 1st	Chattanooga, Tenn. (McCallie)
32	Matt Ryan	F	6-8	215	R-Jr. - 4th	Cortlandt Manor, N.Y. (Notre Dame/Iona Prep)
50	Ejike Obinna	F/C	6-10	240	So. - 2nd	Enugu, Nigeria (Virginia Academy (Va.))

### COACHING STAFF

Head Coach..... **Bryce Drew** (Valparaiso, 1998) - 3rd  
 Associate Head Coach..... **Roger Powell** (Illinois, 2005) - 3rd  
 Assistant Coach..... **Jake Diebler** (Valparaiso, 2009) - 3rd  
 Assistant Coach..... **Casey Shaw** (Toledo, 1998) - 3rd  
 Director of Scouting..... **Luke Simons** (Purdue, 2005) - 3rd  
 Director of Operations..... **Matt Olinger** (Liberty, 2007) - 3rd

### SUPPORT STAFF

Athletic Communications Dir. .... **Andy Boggs** (Florida State, 1998)  
 Academic Support..... **Morgan Roche** (Quinnipiac, 2012)  
 Athletic Trainer..... **Brandon Wells** (UW-Stevens Point, 2007)  
 Strength and Conditioning..... **Jeremy Anderson** (Liberty, 2011)

### PRONUNCIATION GUIDE

Clevon Brown..... **CLEE-von**  
 Jake Diebler..... **DEEB-ler**  
 Aaron Nesmith..... **NEE-smith**  
 Ejike Obinna..... **EH-Je-KAY Oh-Bean-a**  
 Simisola Shittu..... **SIMI-sola Shi-TU**  
 Joe Toye..... **TOY**

### ROSTER BY CLASS

#### Seniors (1)

**Joe Toye** ..... Chicago, Ill.

#### Juniors (3)

**Clevon Brown** ..... San Antonio, Texas  
**Matt Ryan** ..... Cortlandt Manor, N.Y.  
**Yanni Wetzell** ..... Auckland, N.Z.

#### Sophomores (5)

**Maxwell Evans** ..... Houston, Texas  
**Saben Lee** ..... Phoenix, Ariz.  
**Matthew Moyer** ..... Gahanna, Ohio  
**Ejike Obinna** ..... Enugu, Nigeria  
**Isaiah Rice** ..... Indianapolis, Ind.

#### Freshman (3)

**Mac Hunt** ..... Chattanooga, Tenn.  
**Aaron Nesmith** ..... Charleston, S.C.  
**Simisola Shittu** ..... Burlington, Ont.



## MEMORIAL MAGIC - THE HOME TO VANDERBILT HOOPS SINCE 1952

### HISTORIC MEMORIAL GYMNASIUM IN 67TH SEASON

Storied Memorial Gymnasium is in its 67th season as the host venue of Vanderbilt basketball. The SEC's most historic hoops setting has played host to more than 950 men's contests as well as the 1984 and 1991 SEC Tournaments and 40 men's and women's NCAA Tournament contests (since the early 1980s).

As the oldest gymnasium in the SEC, Memorial Gymnasium is renown for its end zone benches, raised floor and unique atmosphere. It was dedicated in 1952 as a memorial to all Vanderbilt men and women who served in World War II. It was built by the late master architect Edwin Keeble, who was commissioned to build a combination gymnasium/concert hall.

<b>.778</b>	All-time winning percentage at Memorial Gym (802-232).
<b>.887</b>	Winning percentage against non-conference opponents since 1990 (220-28).
<b>6</b>	Undefeated seasons at home.

### Winningest Coaches at Memorial Gymnasium

Coach	Yrs	Record
1. Kevin Stallings (2000-16)	17	226-65
2. Roy Skinner (1959, 1962-76)	16	181-41
3. Bob Polk (1948-58, 1960-61)	8	96-15
4. C.M. Newton (1982-89)	8	91-37
5. Jan van Breda Kolff (1994-99)	6	75-20
6. Eddie Fogler (1990-93)	4	54-12

### Coach Drew at Memorial Gymnasium

Coach	Yr	Record
Bryce Drew	2016-17	11-5
	2017-18	11-7
	2018-19	8-6
	<b>Total</b>	<b>28-18</b>

### ANNUAL ATTENDANCE FIGURES

Year	All Games	Attendance	Average	NCAA Rank	SEC Games	SEC Attendance	Average
2018-19	14	134,050	9,575	-	5	55,006	11,001
2017-18	18	165,131	9,174	46	9	89,065	9,896
2016-17	16	154,169	9,636	45	9	92,645	10,294
2015-16	16	178,167	11,135	36	9	107,318	11,924
2014-15	19	168,377	8,862	51	9	88,830	9,870
2013-14	16	152,539	9,534	45	9	92,455	10,273
2012-13	15	159,557	10,637	36	9	100,986	11,221
2011-12	18	246,561	13,698	18	8	112,368	14,046
2010-11	17	234,632	13,802	18	8	114,346	14,293
2009-10	16	217,965	13,623	21	8	113,539	14,192
2008-09	17	225,686	13,276	25	8	112,833	14,104
2007-08	19	254,954	13,418	22	8	113,713	14,214
2006-07	17	204,511	12,030	31	8	109,043	13,630
2005-06	16	195,159	12,197	24	8	108,258	13,532
2004-05^	19	191,678	10,088	43	8	105,357	13,170
2003-04	17	192,301	11,312	33	8	106,990	13,374
2002-03	16	153,123	9,570	46	8	96,906	12,113
2001-02	17	150,325	8,843	50	8	93,873	11,734
2000-01	19	186,468	9,814	45	8	102,055	12,757
1999-00*	18	197,770	10,987	30	8	106,741	13,343
1998-99	16	192,538	12,034	26	8	106,128	13,266
1997-98	16	213,974	13,373	21	8	117,819	14,727
1996-97	16	207,771	12,986	25	8	120,214	15,027
1995-96	18	226,354	12,575	28	8	112,996	14,125
1994-95	13	183,042	14,080	17	8	118,932	14,867
1993-94	16	223,997	14,000	15	8	121,345	15,168
1992-93	14	212,156	15,154	11	8	122,536	15,317
1991-92	17	210,585	12,387	29	8	115,104	14,388
1990-91	16	214,638	13,415	19	9	133,482	14,831
1989-90	19	259,992	13,684	18	9	136,136	15,126
1988-89	15	224,657	14,977	13	9	137,212	15,246
1987-88	16	223,747	13,984	14	9	138,393	15,377
1986-87	17	226,343	13,314	14	9	130,854	14,539
1985-86	15	200,806	13,387	14	9	128,059	14,229
1984-85	16	194,390	12,149	17	9	122,514	13,613
1983-84	18	249,292	13,850	10	9	135,546	15,050
1982-83	17	237,584	13,976	9	9	135,418	15,046
1981-82	14	202,225	14,445	9	9	131,699	14,633
1980-81	15	227,478	15,165	9	9	136,436	15,160
1979-80	15	228,029	15,202	5	9	138,754	15,417
1978-79	14	215,330	15,380	5	9	139,930	15,547
1977-78	14	207,375	14,813	5	9	134,232	14,915
1976-77	15	211,966	14,131	4	9	149,108	16,568
1975-76	13	180,901	13,915	-	9	135,375	15,042
1974-75	12	178,527	14,877	-	9	134,304	14,923
1973-74	12	182,728	15,227	-	9	140,252	15,584
1972-73	12	173,567	14,464	-	9	131,193	14,577
1971-72	12	156,778	13,065	-	9	120,172	13,352
1970-71	12	170,634	14,220	-	9	130,260	14,473
1969-70	12	176,763	14,730	-	9	135,745	14,861
1968-69	12	126,896	10,575	-	9	95,300	10,589
1967-68	12	129,722	10,810	-	9	96,274	10,697
1966-67	12	105,492	8,791	-	9	79,173	8,797
1965-66	12	106,022	8,835	-	9	62,368	8,910
1964-65	12	98,821	8,235	-	9	65,712	8,214
1963-64	12	84,827	7,069	-	6	35,684	5,947
1962-63	12	75,261	6,272	-	6	46,183	6,598
1961-62	13	73,640	5,665	-	8	47,357	5,920
1960-61	13	74,187	5,707	-	7	45,549	6,507
1959-60	14	76,199	5,443	-	8	46,064	5,758

^ First year capacity increased from 14,168 to 14,316; \* First year capacity decreased from 15,311 to 14,168



## VANDERBILT BASKETBALL QUICK HITTERS

- This is the 116th year of Vanderbilt basketball, with the first season taking place in 1900-01. There were no teams in 1904-05 and 1905-06.
- The Commodores have been named to 15 NCAA Tournaments and 12 NIT's. Vanderbilt advanced to the Elite 8 in 1965 (field of 23), and the Sweet 16 in 1988, 1993, 2004, and 2007. The Commodores captured the NIT Championship in 1990 and finished runner-up in 1994.
- The Commodores are a charter member of the SEC, with the 2018-19 season being the 86th year in the conference.
- Vanderbilt is the only private institution in the SEC with the lowest enrollment of any of the 14 schools (6,738).
- Vanderbilt's Perry Wallace became the first African-American scholarship basketball player in the SEC when he took the court in 1967.
- The Commodores have 48 career 1,000-point scorers, with Shan Foster (2004-08) the all-time leading scorer with 2,011 career points.
- Vanderbilt has had 12 All-Americans since 1950. They are: Billy Joe Adcock (1950), Clyde Lee (1965), Tom Hagan (1969), Jan van Breda Kolff (1974), Will Perdue (1988), Billy McCaffrey (1993), Dan Langhi (2000), Matt Freije (2004), Derrick Byars (2007), Shan Foster (2008), and John Jenkins (2011).
- Vanderbilt had two players selected in the 2016 NBA Draft - Wade Baldwin IV, Memphis, 17th pick and Damian Jones, Golden State 30th pick - one of only three schools with two or more players drafted in the first round. In all, 37 Vanderbilt players have been selected in the NBA Draft since 1950.
- The Commodores had three players drafted in the first 31 picks of the 2012 NBA Draft - John Jenkins, Atlanta, 23rd pick, Festus Ezeli, Golden State, 30th pick, Jeffery Taylor, Charlotte, 31st pick - the most by the Commodores in one draft.
- The Commodores ended a 61-year SEC Tournament drought in 2012 by claiming the tournament championship in New Orleans, the team's first SEC tournament championship since 1951.
- Kevin Stallings is the winningest coach in Vanderbilt history with 322 total victories (17 years, 322-220).
- All three of the university's top all-time scorers played for Kevin Stallings (Foster, Jeffery Taylor, Matt Freije). John Jenkins, who is 10th on the list, also played for him.
- Vanderbilt's intercollegiate athletics teams are nicknamed the Commodores, in honor of the nickname given to founder Cornelius Vanderbilt, who made his fortune in shipping. Vanderbilt donated \$1 million to begin "Central University" in 1875 - the campus was later renamed for Cornelius because of his generosity. Cornelius never stepped foot on the campus that bears his namesake.

## SEC STANDINGS AND STATS

	Conference				Overall					
	W-L	Pct.	H	A	W-L	Pct.	H	A	N	Strk
Tennessee	9-0	1.000	4-0	5-0	21-1	.955	13-0	6-0	2-1	W17
Kentucky	8-1	.889	4-0	4-1	19-3	.864	13-0	5-1	1-2	W9
LSU	8-1	.889	3-1	5-0	18-4	.818	11-1	5-1	2-2	W1
South Carolina	6-3	.667	3-1	3-2	11-11	.500	7-5	3-5	1-1	L1
Alabama	5-4	.556	4-1	1-3	14-8	.636	9-2	2-5	3-1	W1
Arkansas	5-4	.556	3-2	2-2	14-8	.636	10-4	3-3	1-1	W3
Auburn	5-4	.556	4-1	1-3	16-6	.727	12-1	2-4	2-1	W3
Ole Miss	5-4	.556	3-2	2-2	15-7	.682	9-3	3-3	3-1	W1
Florida	4-5	.444	2-3	2-2	12-10	.545	7-4	2-4	3-2	L2
Mississippi State	4-5	.444	2-2	2-3	16-6	.727	10-2	3-3	3-1	L1
Missouri	2-7	.222	1-3	1-4	11-10	.524	7-4	1-5	3-1	L1
Georgia	1-8	.111	1-3	0-5	10-12	.455	8-4	1-6	1-2	L3
Texas A&M	1-8	.111	0-5	1-3	8-13	.381	6-7	2-4	0-2	L3
Vanderbilt	0-9	.000	0-5	0-4	9-13	.409	8-6	1-6	0-1	L10

Statistic	National Rank	Conference Rank	Value
3-pt Field Goal Attempts (351 ranked)	157	4	511
Assist Turnover Ratio (351 ranked)	266	10	0.90
Assists Per Game (351 ranked)	260	13	12.4
Blocked Shots Per Game (351 ranked)	76	12	4.2
Defensive Rebounds per Game (351 ranked)	111	5	26.23
Fewest Fouls (351 ranked)	152	9	398
Fewest Turnovers (351 ranked)	196	11	302
Field-Goal Percentage (351 ranked)	201	10	44.2
Field-Goal Percentage Defense (351 ranked)	152	11	43.2
Free Throw Attempts (351 ranked)	17	1	545
Free Throws Made (351 ranked)	34	4	373
Free-Throw Percentage (351 ranked)	233	11	68.4
Offensive Rebounds Per Game (351 ranked)	197	14	9.86
Personal Fouls Per Game (351 ranked)	188	9	18.1
Rebound Margin (351 ranked)	154	10	1.1
Scoring Defense (351 ranked)	232	11	73.4
Scoring Margin (351 ranked)	201	10	0.5
Scoring Offense (351 ranked)	155	11	73.9
Steals Per Game (351 ranked)	329	12	4.6
Three Pt FG Defense (351 ranked)	102	4	32.5
Three-Point Field Goals Per Game (351 ranked)	177	6	7.8
Three-Point Field-Goal Percentage (351 ranked)	216	10	33.7
Total 3-point FGM (351 ranked)	180	6	172
Total Assists (351 ranked)	267	12	273
Total Blocks (348 ranked)	87	12	92
Total Rebounds (351 ranked)	199	10	794
Total Rebounds Per Game (351 ranked)	157	10	36.09
Total Steals (351 ranked)	332	12	102
Turnover Margin (348 ranked)	313	13	-2.2
Turnovers Forced (351 ranked)	313	13	11.50
Turnovers Per Game (351 ranked)	229	9	13.7
Won-Lost Percentage (348 ranked)	251	13	40.9

Statistic	Player	National Rank	Conference Rank	Value
3-pt Field Goal Attempts (243 ranked)	Matt Ryan	202	7	13
Assist Turnover Ratio (249 ranked)				
Assists Per Game (247 ranked)	Saben Lee	161	8	3.1
Blocked Shots Per Game (250 ranked)	Clevon Brown	157	15	1.1
Defensive Rebounds per Game (246 ranked)	Simisola Shittu	146	7	5.3
Double Doubles (229 ranked)	Simisola Shittu	229	10	:
Field-Goal Percentage (250 ranked)				
Free Throw Attempts (248 ranked)	Saben Lee	20	2	16
	Simisola Shittu	161	6	11
Free Throws Made (249 ranked)	Saben Lee	32	2	11
Free-Throw Percentage (249 ranked)				
Minutes Per Game (250 ranked)				
Offensive Rebounds Per Game (248 ranked)				
Points Per Game (250 ranked)				
Rebounds Per Game (250 ranked)	Simisola Shittu	181	9	7
Steals Per Game (241 ranked)				
Three-Point Field Goals Per Game (244 ranked)	Matt Ryan	229	8	2.1
Three-Point Field-Goal Percentage (128 ranked)				
Total 3-point FGM (247 ranked)	Matt Ryan	228	7	41
Total Assists (248 ranked)	Saben Lee	155	8	8
Total Blocks (232 ranked)	Clevon Brown	161	16	21
Total Field Goal Attempts (250 ranked)				
Total Field Goals Made (249 ranked)				
Total Minutes (250 ranked)				
Total Points (247 ranked)				
Total Rebounds (243 ranked)	Simisola Shittu	189	9	15
Total Steals (227 ranked)				
Triple Doubles (2 ranked)				



## Vanderbilt Combined Overall Statistics

RECORD:	OVERALL	HOME	AWAY	NEUTRAL
All Games	9-13	8-6	1-6	0-1
Conference	0-9	0-5	0-4	0-0
Non-Conference	9-4	8-1	1-2	0-1

##	Player	gp-gs	min	avg	Total	3-Point			F-Throw		Rebounds				pf	dq	a	to	blk	stl	pts	avg
					fg-fga	fg%	3fg-3fga	3fg%	ft-fa	ft%	off	def	tot	avg								
10	GARLAND,DARIUS	5-5	139	27.8	29-54	.537	11-23	.478	12-16	.750	2	17	19	3.8	7	0	13	15	2	4	81	16.2
00	LEE,SABEN	22-22	674	30.6	84-182	.462	14-41	.341	114-162	.704	10	65	75	3.4	43	1	86	58	4	20	296	13.5
11	SHITTU,SIMISOLA	22-22	611	27.8	97-203	.478	1-18	.056	70-112	.625	40	117	157	7.1	53	1	44	60	13	14	265	12.0
24	NESMITH,AARON	22-9	603	27.4	76-176	.432	40-108	.370	38-48	.792	21	99	120	5.5	70	3	30	28	13	16	230	10.5
32	RYAN,MATT	22-19	528	24.0	64-168	.381	48-133	.361	22-28	.786	9	49	58	2.6	42	0	23	23	3	5	198	9.0
02	TOYE,JOE	22-16	545	24.8	63-149	.423	31-85	.365	36-51	.706	17	51	68	3.1	43	0	13	25	7	14	193	8.8
01	WETZELL,YANNI	22-8	381	17.3	39-88	.443	6-25	.240	31-44	.705	18	49	67	3.0	45	3	8	31	13	13	115	5.2
03	EVANS,MAXWELL	21-1	309	14.7	29-73	.397	10-35	.286	22-35	.629	12	26	38	1.8	18	0	29	21	1	5	90	4.3
13	MOYER,MATTHEW	20-5	293	14.7	26-67	.388	9-33	.273	20-29	.690	28	31	59	3.0	33	0	13	15	10	5	81	4.1
15	BROWN,CLEVON	22-3	331	15.0	31-60	.517	1-9	.111	8-20	.400	28	31	59	2.7	43	1	13	16	26	6	71	3.2
30	HUNT,MAC	3-0	5	1.7	2-2	1.000	1-1	1.000	0-0	0	0	0	0	0.0	0	0	1	0	0	0	5	1.7
14	RICE,ISAIAH	3-0	5	1.7	0-0	0	0-0	0	0-0	0	0	0	0	0.0	0	0	0	1	0	0	0	0.0
	Team		32	42	74		1		9													
	Total.....	22	4424		540-1222	.442	172-511	.337	373-545	.684	217	577	794	36.1	398	9	273	302	92	102	1625	73.9
	Opponents.....	22	4425		573-1325	.432	152-468	.325	316-442	.715	226	543	769	35.0	440	11	271	253	77	132	1614	73.4

Team Statistics	VU	OPP
<b>SCORING</b>	1625	1614
Points per game	73.9	73.4
Scoring Margin	0.5	-
<b>FIELD GOALS-ATT</b>	540-1222	573-1325
Field Goal Pct	.442	.432
<b>3 POINT FG-ATT</b>	172-511	152-468
3-point FG Pct	.337	.325
3-pt FG made per game	7.8	6.9
<b>FREE THROWS-ATT</b>	373-545	316-442
Free throw pct	.684	.715
FT made per game	17.0	14.4
<b>REBOUNDS</b>	794	769
Rebounds per game	36.1	35.0
Rebounding Margin	1.1	-
<b>ASSISTS</b>	273	271
Assists per game	12.4	12.3
<b>TURNOVERS</b>	302	253
Turnovers per game	13.7	11.5
Turnover Margin	-2.2	-
Assist/Turnover ratio	0.9	1.1
<b>STEALS</b>	102	132
Steals per game	4.6	6.0
<b>BLOCKS</b>	92	77
Blocks per game	4.2	3.5
<b>LONGEST WINNING STREAK</b>	4	
Home Winning Streak	3	
<b>ATTENDANCE</b>	134050	83325
Home games-Avg/Game	14 - 9575	7 - 11904
Neutral-Tot,Avg/Game	5749	1 - 5749

Score by periods	1st	2nd	3rd	Total
Vanderbilt	771	847	7	1625
Opponents	766	836	12	1614

Date	Opponent	Res	Score	Att.
11-06-18	Winthrop	W	92-79	8387
11-11-18	at Southern California	W	82-78	3804
11-16-18	Alcorn State	W	79-54	9193
11-19-18	Liberty	W	79-70	8493
11-23-18	Kent State	L	75-77	9061
11-27-18	Savannah State	W	120-85	8271
!12-01-18	vs. NC State	L	65-80	5749
12-05-18	Middle Tennessee	W	79-51	8513
12-17-18	Arizona State	W	81-65	9271
12-22-18	at Kansas State	L	58-69	14062
12-29-18	Tennessee State	W	95-76	9505
12-31-18	UNC Asheville	W	90-59	8350
*01-05-19	Ole Miss	L	71-81	10422
*01-09-19	at Georgia	L	63-82	9429
*01-12-19	at Kentucky	L	47-56	22504
*01-16-19	South Carolina	L	71-74	8400
*01-19-19	Mississippi State	L	55-71	9570
*01-23-19	Tennessee	Lot	83-88	14316
01-26-19	at Oklahoma	L	55-86	8848
*01-29-19	Kentucky	L	52-87	12298
*02-02-19	at Mizzou	L	67-77	11091
*02-05-19	at Arkansas	L	66-69	13587





## Vanderbilt SEC Only Combined Statistics

RECORD:	OVERALL	HOME	AWAY	NEUTRAL
All Games	9-13	8-6	1-6	0-1
Conference	0-9	0-5	0-4	0-0
Non-Conference	9-4	8-1	1-2	0-1

##	Player	gp-gs	min	avg	Total	fg%	3-Point	ft%	F-Throw	off	def	tot	avg	pf	dq	a	to	blk	stl	pts	avg
					fg-fga		3fg-3fga		ft-fa												
24	NESMITH,AARON	9-8	301	33.4	43-97	.443	23-59	.390	18-23	12	32	44	4.9	33	2	9	15	5	7	127	14.1
00	LEE,SABEN	9-9	307	34.1	33-81	.407	8-18	.444	48-74	3	24	27	3.0	20	1	38	22	2	6	122	13.6
11	SHITTU,SIMISOLA	9-9	251	27.9	31-72	.431	1-5	.200	22-45	19	41	60	6.7	20	0	18	23	4	5	85	9.4
02	TOYE,JOE	9-4	230	25.6	22-57	.386	11-31	.355	8-13	7	17	24	2.7	18	0	4	8	1	3	63	7.0
32	RYAN,MATT	9-7	200	22.2	19-56	.339	17-49	.347	5-6	0	12	12	1.3	21	0	5	10	1	4	60	6.7
01	WETZELL,YANNI	9-5	163	18.1	16-38	.421	2-10	.200	9-16	9	17	26	2.9	23	3	3	12	6	5	43	4.8
13	MOYER,MATTHEW	9-1	124	13.8	10-25	.400	2-11	.182	10-15	6	14	20	2.2	15	0	2	7	3	3	32	3.6
15	BROWN,CLEVEN	9-1	127	14.1	12-25	.480	0-5	.000	4-9	8	14	22	2.4	19	1	6	8	6	2	28	3.1
03	EVANS,MAXWELL	9-1	122	13.6	5-20	.250	2-12	.167	3-4	0	10	10	1.1	9	0	10	11	0	3	15	1.7
	Team		17	13	30		1		6												
	Total.....	9	1825		191-471	.406	66-200	.330	127-205	81	194	275	30.6	179	7	95	122	28	38	575	63.9
	Opponents.....	9	1825		233-493	.473	59-175	.337	160-207	84	233	317	35.2	174	2	126	95	48	43	685	76.1

Team Statistics	VU	OPP
<b>SCORING</b>	<b>575</b>	<b>685</b>
Points per game	63.9	76.1
Scoring Margin	-12.2	-
<b>FIELD GOALS-ATT</b>	<b>191-471</b>	<b>233-493</b>
Field Goal Pct	.406	.473
<b>3 POINT FG-ATT</b>	<b>66-200</b>	<b>59-175</b>
3-point FG Pct	.330	.337
3-pt FG made per game	7.3	6.6
<b>FREE THROWS-ATT</b>	<b>127-205</b>	<b>160-207</b>
Free throw pct	.620	.773
FT made per game	14.1	17.8
<b>REBOUNDS</b>	<b>275</b>	<b>317</b>
Rebounds per game	30.6	35.2
Rebounding Margin	-4.7	-
<b>ASSISTS</b>	<b>95</b>	<b>126</b>
Assists per game	10.6	14.0
<b>TURNOVERS</b>	<b>122</b>	<b>95</b>
Turnovers per game	13.6	10.6
Turnover Margin	-3.0	-
Assist/Turnover ratio	0.8	1.3
<b>STEALS</b>	<b>38</b>	<b>43</b>
Steals per game	4.2	4.8
<b>BLOCKS</b>	<b>28</b>	<b>48</b>
Blocks per game	3.1	5.3
<b>LONGEST WINNING STREAK</b>	<b>4</b>	
Home Winning Streak	3	
<b>ATTENDANCE</b>	<b>55006</b>	<b>56611</b>
Home games-Avg/Game	5 - 11001	4 - 14153
Neutral-Tot,Avg/Game	0	0 - 0

Score by periods	1st	2nd	3rd	Total
Vanderbilt	276	292	7	575
Opponents	315	358	12	685

Date	Opponent	Res	Score	Att.
11-06-18	Winthrop	W	92-79	8387
11-11-18	at Southern California	W	82-78	3804
11-16-18	Alcorn State	W	79-54	9193
11-19-18	Liberty	W	79-70	8493
11-23-18	Kent State	L	75-77	9061
11-27-18	Savannah State	W	120-85	8271
!12-01-18	vs. NC State	L	65-80	5749
12-05-18	Middle Tennessee	W	79-51	8513
12-17-18	Arizona State	W	81-65	9271
12-22-18	at Kansas State	L	58-69	14062
12-29-18	Tennessee State	W	95-76	9505
12-31-18	UNC Asheville	W	90-59	8350
*01-05-19	Ole Miss	L	71-81	10422
*01-09-19	at Georgia	L	63-82	9429
*01-12-19	at Kentucky	L	47-56	22504
*01-16-19	South Carolina	L	71-74	8400
*01-19-19	Mississippi State	L	55-71	9570
*01-23-19	Tennessee	Lot	83-88	14316
01-26-19	at Oklahoma	L	55-86	8848
*01-29-19	Kentucky	L	52-87	12298
*02-02-19	at Mizzou	L	67-77	11091
*02-05-19	at Arkansas	L	66-69	13587



## Vanderbilt Points-Rebounds-Assists

Opponent	Date	Score		#0 LEE	#1 WETZEL	#2 TOYE	#3 EVANS	#10 GARLAND	#11 SHITTU	#13 MOYER
Winthrop	11-06-18	92-79	W	12-6-5	0-0-0	12-6-3	0-0-0	24-3-4	18-10-1	DNP
Southern California	11-11-18	82-78	W	9-2-3	2-1-0	16-9-1	0-0-0	19-5-1	14-15-3	DNP
Alcorn State	11-16-18	79-54	W	10-2-6	2-1-0	14-4-0	4-1-0	3-7-4	20-6-0	5-8-2
Liberty	11-19-18	79-70	W	17-3-2	0-0-0	4-2-1	DNP	33-4-4	8-8-0	5-5-1
Kent State	11-23-18	75-77	L	13-5-5	2-2-0	15-6-1	8-4-1	2-0-0	20-8-3	2-3-1
Savannah State	11-27-18	120-85	W	11-4-4	15-7-2	13-2-1	16-4-3	DNP	17-3-5	10-6-5
NC State	12-01-18	65-80	L	15-1-3	2-3-0	1-1-0	10-3-1	DNP	15-6-2	0-4-0
Middle Tennessee	12-05-18	79-51	W	7-4-3	5-3-1	6-3-0	9-4-3	DNP	15-6-0	14-2-1
Arizona State	12-17-18	81-65	W	14-5-3	12-5-1	11-2-0	8-4-3	DNP	9-7-4	0-0-0
Kansas State	12-22-18	58-69	L	8-2-4	8-9-0	11-2-2	5-2-2	DNP	10-7-2	0-1-0
Tennessee State	12-29-18	95-76	W	23-4-3	4-0-0	18-3-0	10-2-4	DNP	10-8-1	10-4-0
UNC Asheville	12-31-18	90-59	W	11-2-4	16-6-1	9-2-0	5-3-1	DNP	17-9-4	3-3-1
Ole Miss	01-05-19	71-81	L	9-5-5	7-3-0	12-7-1	0-0-1	DNP	21-9-3	1-2-1
Georgia	01-09-19	63-82	L	12-2-2	8-5-0	6-0-1	10-4-1	DNP	10-14-3	5-1-0
Kentucky	01-12-19	47-56	L	9-1-2	0-0-0	9-6-1	0-1-2	DNP	8-5-0	7-1-0
South Carolina	01-16-19	71-74	L	17-3-3	2-6-1	0-2-0	0-0-1	DNP	13-3-2	8-4-0
Mississippi State	01-19-19	55-71	L	13-6-3	7-4-0	7-1-1	1-0-0	DNP	7-5-2	6-4-0
Tennessee	01-23-19	83-88	L	21-4-7	4-3-2	5-0-0	0-1-1	DNP	10-6-4	2-4-0
Oklahoma	01-26-19	55-86	L	24-8-3	4-4-0	0-2-0	0-1-1	DNP	7-4-1	0-3-0
Kentucky	01-29-19	52-87	L	15-4-5	5-0-0	0-1-0	0-1-0	DNP	0-6-1	3-3-1
Mizzou	02-02-19	67-77	L	15-1-7	5-3-0	6-3-0	4-3-2	DNP	4-4-1	0-0-0
Arkansas	02-05-19	66-69	L	11-1-4	5-2-0	18-4-0	0-0-2	DNP	12-8-2	0-1-0

Opponent	Date	Score		#14 RICE	#15 BROWN	#24 NESMITH	#30 HUNT	#32 RYAN
Winthrop	11-06-18	92-79	W	DNP	6-6-0	4-2-1	DNP	16-2-1
Southern California	11-11-18	82-78	W	DNP	8-4-0	10-4-4	DNP	4-5-2
Alcorn State	11-16-18	79-54	W	DNP	2-4-1	7-7-1	DNP	12-2-4
Liberty	11-19-18	79-70	W	DNP	0-1-1	2-4-0	DNP	10-7-0
Kent State	11-23-18	75-77	L	DNP	0-3-0	5-6-2	DNP	8-5-2
Savannah State	11-27-18	120-85	W	0-0-0	4-1-0	20-13-3	3-0-1	11-3-3
NC State	12-01-18	65-80	L	DNP	4-2-2	9-5-1	DNP	9-5-0
Middle Tennessee	12-05-18	79-51	W	0-0-0	5-2-1	9-8-2	0-0-0	9-0-2
Arizona State	12-17-18	81-65	W	DNP	3-2-0	13-5-1	DNP	11-1-1
Kansas State	12-22-18	58-69	L	DNP	2-1-0	0-5-1	DNP	14-4-0
Tennessee State	12-29-18	95-76	W	DNP	3-6-1	9-5-2	DNP	8-3-0
UNC Asheville	12-31-18	90-59	W	0-0-0	2-3-0	6-7-3	2-0-0	19-4-2
Ole Miss	01-05-19	71-81	L	DNP	4-2-0	8-3-1	DNP	9-0-1
Georgia	01-09-19	63-82	L	DNP	0-1-0	9-8-0	DNP	3-1-1
Kentucky	01-12-19	47-56	L	DNP	0-0-0	11-5-1	DNP	3-1-0
South Carolina	01-16-19	71-74	L	DNP	2-3-4	23-4-1	DNP	6-0-0
Mississippi State	01-19-19	55-71	L	DNP	0-3-0	11-6-0	DNP	3-1-0
Tennessee	01-23-19	83-88	L	DNP	5-1-1	24-6-1	DNP	12-2-1
Oklahoma	01-26-19	55-86	L	DNP	4-2-1	9-5-0	DNP	7-5-1
Kentucky	01-29-19	52-87	L	DNP	3-4-0	14-3-3	DNP	12-3-0
Mizzou	02-02-19	67-77	L	DNP	8-1-1	19-4-0	DNP	6-2-0
Arkansas	02-05-19	66-69	L	DNP	6-7-0	8-5-2	DNP	6-2-2



## Vanderbilt Team Statistics

Opponent	Date	Score		Total	3-Point		F-Throw		Rebounds		tot	pf	a	to	blk	stl	pts
				fg-fga	fg%	3fg-fga	3fg%	ft-fa	ft%	off	def						
Winthrop	11-06-18	92-79	W	34-63	.540	10-30	.333	14-20	.700	5	30	35	19	15	11	7	4
Southern California	11-11-18	82-78	W	27-71	.380	9-26	.346	19-30	.633	19	30	49	20	14	14	1	7
Alcorn State	11-16-18	79-54	W	29-64	.453	8-26	.308	13-17	.765	9	34	43	11	18	11	7	4
Liberty	11-19-18	79-70	W	26-52	.500	9-18	.500	18-28	.643	10	29	39	16	9	15	4	6
Kent State	11-23-18	75-77	L	27-58	.466	5-18	.278	16-27	.593	15	29	44	18	15	15	2	2
Savannah State	11-27-18	120-85	W	42-67	.627	15-30	.500	21-25	.840	12	37	49	12	27	20	10	9
vs NC State	12-01-18	65-80	L	22-56	.393	3-22	.136	18-30	.600	12	21	33	21	9	12	7	4
Middle Tennessee	12-05-18	79-51	W	26-55	.473	9-21	.429	18-19	.947	10	28	38	16	13	13	5	7
Arizona State	12-17-18	81-65	W	24-55	.436	12-28	.429	21-29	.724	7	32	39	18	13	10	4	3
Kansas State	12-22-18	58-69	L	15-47	.319	7-25	.280	21-27	.778	6	29	35	22	11	15	2	2
Tennessee State	12-29-18	95-76	W	29-58	.500	9-27	.333	28-36	.778	7	33	40	18	11	9	5	5
UNC Asheville	12-31-18	90-59	W	27-48	.563	5-19	.263	31-40	.775	14	27	41	15	16	13	7	4
Ole Miss	01-05-19	71-81	L	24-60	.400	6-20	.300	17-29	.586	13	22	35	16	13	10	5	7
Georgia	01-09-19	63-82	L	23-70	.329	6-25	.240	11-15	.733	18	23	41	21	8	10	2	8
Kentucky	01-12-19	47-56	L	17-47	.362	7-25	.280	6-12	.500	7	14	21	14	6	12	4	4
South Carolina	01-16-19	71-74	L	20-44	.455	7-21	.333	24-37	.649	7	21	28	26	12	15	1	2
Mississippi State	01-19-19	55-71	L	18-49	.367	5-19	.263	14-26	.538	7	23	30	11	6	14	2	3
Tennessee	01-23-19	83-88	Lot	30-60	.500	10-21	.476	13-21	.619	7	26	33	29	17	15	3	5
Oklahoma	01-26-19	55-86	L	21-57	.368	5-21	.238	8-12	.667	10	24	34	13	7	22	3	7
Kentucky	01-29-19	52-87	L	17-46	.370	9-24	.375	9-18	.500	9	20	29	19	10	20	3	2
Mizzou	02-02-19	67-77	L	20-46	.435	7-24	.292	20-26	.769	2	24	26	20	11	12	4	2
Arkansas	02-05-19	66-69	L	22-49	.449	9-21	.429	13-21	.619	11	21	32	23	12	14	4	5
Vanderbilt Totals				540-1222	.442	172-511	.337	373-545	.684	217	577	794	398	273	302	92	102
Averages	GP	22		25-56	.442	8-23	.337	17-25	.684	9.9	26.2	36.1	18.1	12.4	13.7	4.2	4.6
Opponent Totals				573-1325	.432	152-468	.325	316-442	.715	226	543	769	440	271	253	77	132

## Opponent Team Statistics

Opponent	Date	Score		Total	3-Point		F-Throw		Rebounds		tot	pf	a	to	blk	stl	pts
				fg-fga	fg%	3fg-fga	3fg%	ft-fa	ft%	off	def						
Winthrop	11-06-18	92-79	W	29-68	.426	5-24	.208	16-24	.667	13	28	41	19	10	13	0	4
Southern California	11-11-18	82-78	W	32-81	.395	4-19	.211	10-18	.556	21	26	47	26	9	11	5	8
Alcorn State	11-16-18	79-54	W	21-66	.318	6-22	.273	6-9	.667	12	27	39	18	9	14	0	8
Liberty	11-19-18	79-70	W	27-62	.435	7-26	.269	9-16	.563	7	22	29	21	9	11	3	8
Kent State	11-23-18	75-77	L	25-56	.446	12-24	.500	15-20	.750	4	20	24	20	15	8	5	13
Savannah State	11-27-18	120-85	W	30-75	.400	16-43	.372	9-14	.643	11	16	27	18	15	19	2	12
vs NC State	12-01-18	65-80	L	30-64	.469	5-15	.333	15-22	.682	17	29	46	24	16	12	0	3
Middle Tennessee	12-05-18	79-51	W	20-56	.357	2-14	.143	9-19	.474	14	18	32	19	8	14	4	3
Arizona State	12-17-18	81-65	W	21-65	.323	7-24	.292	16-20	.800	13	29	42	19	9	10	1	4
Kansas State	12-22-18	58-69	L	24-58	.414	5-17	.294	16-27	.593	7	27	34	19	13	7	2	7
Tennessee State	12-29-18	95-76	W	24-63	.381	10-23	.435	18-26	.692	10	25	35	23	10	11	3	4
UNC Asheville	12-31-18	90-59	W	21-53	.396	7-19	.368	10-11	.909	6	14	20	27	7	16	0	4
Ole Miss	01-05-19	71-81	L	28-57	.491	6-18	.333	19-22	.864	8	28	36	21	15	12	6	6
Georgia	01-09-19	63-82	L	28-60	.467	9-26	.346	17-23	.739	12	31	43	14	13	12	12	4
Kentucky	01-12-19	47-56	L	22-44	.500	4-16	.250	8-14	.571	12	26	38	14	10	15	5	5
South Carolina	01-16-19	71-74	L	21-51	.412	5-18	.278	27-35	.771	12	23	35	29	9	12	5	4
Mississippi State	01-19-19	55-71	L	27-59	.458	5-19	.263	12-14	.857	10	30	40	22	13	9	3	4
Tennessee	01-23-19	83-88	Lot	27-58	.466	5-20	.250	29-32	.906	5	25	30	20	16	8	7	5
Oklahoma	01-26-19	55-86	L	36-65	.554	7-23	.304	7-9	.778	7	29	36	13	15	12	4	11
Kentucky	01-29-19	52-87	L	30-54	.556	10-17	.588	17-23	.739	6	23	29	20	18	7	6	7
Mizzou	02-02-19	67-77	L	27-59	.458	7-22	.318	16-24	.667	11	26	37	17	14	9	2	4
Arkansas	02-05-19	66-69	L	23-51	.451	8-19	.421	15-20	.750	8	21	29	17	18	11	2	4
Opponent Totals	573-1325	.432		152-468	.325	316-442	.715	226	543	769	440	271	253	77	132	1614	
Averages	GP	22		26-60	.432	7-21	.325	14-20	.715	10.3	24.7	35.0	20.0	12.3	11.5	3.5	6.0
Vanderbilt Totals	540-1222	.442		172-511	.337	373-545	.684	217	577	794	398	273	302	92	102	1625	



## Vanderbilt Individual Highs

<b>Points</b>	33	GARLAND, DARIUS vs. Liberty (11-19-18)
<b>Field Goals Made</b>	12	GARLAND, DARIUS vs. Liberty (11-19-18)
<b>Field Goals Att.</b>	18	GARLAND, DARIUS vs. Liberty (11-19-18)
<b>FG Pct. (min 5 made)</b>	.889 (8-9)	LEE, SABEN vs. Tennessee State (12-29-18)
<b>3-Point FG Made</b>	5	GARLAND, DARIUS vs. Liberty (11-19-18)
	5	NESMITH, AARON vs. South Carolina (01-16-19)
<b>3-Point FG Att.</b>	11	RYAN, MATT vs. Winthrop (11-06-18)
<b>3-Pt FG Pct. (min 4 made)</b>	.667 (4-6)	NESMITH, AARON vs. Kentucky (01-29-19)
	.667 (4-6)	TOYE, JOE at Arkansas (02-05-19)
<b>Free Throws Made</b>	9	LEE, SABEN vs. Liberty (11-19-18)
	9	LEE, SABEN vs. NC State (12-01-18)
	9	LEE, SABEN vs. Arizona State (12-17-18)
	9	SHITTU, SIMISOLA vs. Ole Miss (01-05-19)
	9	LEE, SABEN vs. South Carolina (01-16-19)
	9	NESMITH, AARON at Mizzou (02-02-19)
<b>Free Throws Att.</b>	16	LEE, SABEN vs. South Carolina (01-16-19)
<b>Rebounds</b>	15	SHITTU, SIMISOLA at USC (11-11-18)
<b>Assists</b>	7	LEE, SABEN vs. Tennessee (01-23-19)
	7	LEE, SABEN at Mizzou (02-02-19)
<b>Steals</b>	3	SHITTU, SIMISOLA at USC (11-11-18)
	3	LEE, SABEN vs. Savannah State (11-27-18)
	3	NESMITH, AARON vs. Savannah State (11-27-18)
	3	WETZELL, YANNI vs. Tennessee State (12-29-18)
	3	LEE, SABEN at Oklahoma (01-26-19)
<b>Blocks</b>	4	BROWN, CLEON vs. Savannah State (11-27-18)
<b>Turnovers</b>	6	GARLAND, DARIUS at USC (11-11-18)
	6	LEE, SABEN vs. Kent State (11-23-18)
	6	LEE, SABEN at Oklahoma (01-26-19)
	6	SHITTU, SIMISOLA at Oklahoma (01-26-19)
<b>Minutes</b>	42	LEE, SABEN vs. Tennessee (01-23-19)
	42	NESMITH, AARON vs. Tennessee (01-23-19)
<b>Plus/Minus</b>	38	WETZELL, YANNI vs. Arizona State (12-17-18)
<b>Player Efficiency (EFF)</b>	33	NESMITH, AARON vs. Savannah State (11-27-18)
<b>1st Half Points</b>	16	NESMITH, AARON vs. South Carolina (01-16-19)
<b>2nd Half Points</b>	18	GARLAND, DARIUS vs. Liberty (11-19-18)
<b>Off Rebounds</b>	8	SHITTU, SIMISOLA at USC (11-11-18)
<b>Bench Points</b>	20	NESMITH, AARON vs. Savannah State (11-27-18)

## Vanderbilt Team Highs

<b>POINTS</b>	120	vs. Savannah State (11-27-18)
<b>FIELD GOALS MADE</b>	42	vs. Savannah State (11-27-18)
<b>FIELD GOAL ATTEMPTS</b>	71	at Southern California (11-11-18)
<b>FIELD GOAL PERCENTAGE</b>	.627 (42-67)	vs. Savannah State (11-27-18)
<b>3 PT FIELD GOALS MADE</b>	15	vs. Savannah State (11-27-18)
<b>3 PT FG ATTEMPTS</b>	30	vs. Winthrop (11-06-18)
	30	vs. Savannah State (11-27-18)
<b>3 PT FG PERCENTAGE</b>	.500 (9-18)	vs. Liberty (11-19-18)
	.500 (15-30)	vs. Savannah State (11-27-18)
<b>FREE THROWS MADE</b>	31	vs. UNC Asheville (12-31-18)
<b>FREE THROW ATTEMPTS</b>	40	vs. UNC Asheville (12-31-18)
<b>FREE THROW PERCENTAGE</b>	.947 (18-19)	vs. Middle Tennessee (12-05-18)
<b>REBOUNDS</b>	49	at Southern California (11-11-18)
	49	vs. Savannah State (11-27-18)
<b>ASSISTS</b>	27	vs. Savannah State (11-27-18)
<b>STEALS</b>	9	vs. Savannah State (11-27-18)
<b>BLOCKED SHOTS</b>	10	vs. Savannah State (11-27-18)
<b>TURNOVERS</b>	22	at Oklahoma (01-26-19)
<b>FOULS</b>	29	vs. Tennessee (01-23-19)
<b>1ST HALF POINTS</b>	65	vs. Savannah State (11-27-18)
<b>2ND HALF POINTS</b>	55	vs. Savannah State (11-27-18)
	55	vs. Tennessee State (12-29-18)
<b>BENCH POINTS</b>	64	vs. Savannah State (11-27-18)
<b>2ND CHANCE POINTS</b>	22	at Southern California (11-11-18)
<b>POINTS IN THE PAINT</b>	53	vs. Savannah State (11-27-18)
<b>FAST BREAK POINTS</b>	23	vs. Savannah State (11-27-18)
<b>LARGEST LEAD</b>	43	vs. Savannah State (11-27-18)
<b>LARGEST VICTORY</b>	35	vs. Savannah State (11-27-18)
<b>LARGEST 1ST HALF MARGIN</b>	28	vs. Savannah State (11-27-18)
<b>LARGEST 2ND HALF MARGIN</b>	25	vs. UNC Asheville (12-31-18)

## Opponent Individual Highs

<b>Points</b>	43	WILLIAMS, GRANT vs Tennessee (2019-01-23)
<b>Field Goals Made</b>	11	TYREE, BREEIN vs Ole Miss (2019-01-05)
<b>Field Goals Attempted</b>	18	WALKER, JAYLIN vs Kent State (2018-11-23)
<b>3-Point FG Made</b>	6	JOE, ISALIAH at Arkansas (2019-02-05)
<b>3-Point FG Att.</b>	10	JOE, ISALIAH at Arkansas (2019-02-05)
<b>3-Pt FG Pct (min 4 made)</b>	1.000 (4-4)	CHANEY, ARMANI vs TSU (2018-12-29)
<b>Free Throws Made</b>	23	WILLIAMS, GRANT vs Tennessee (2019-01-23)
<b>Free Throw Att.</b>	23	WILLIAMS, GRANT vs Tennessee (2019-01-23)
<b>FT Pct (min 11 made)</b>	1.000 (23-23)	WILLIAMS, GRANT vs Tennessee (2019-01-23)
<b>Rebounds</b>	18	RAKOCEVIC, NICK at USC (2018-11-11)
<b>Assists</b>	8	HAGANS, ASHTON vs Kentucky (2019-01-29)
<b>Steals</b>	5	HARPER, TYRELL vs Savannah State (2018-11-27)
<b>Blocked Shots</b>	5	CLAXTON, NICOLAS at Georgia (2019-01-09)
<b>Turnovers</b>	5	PICKETT, ADAM vs Winthrop (2018-11-06)
	5	HARPER, TYRELL vs Savannah State (2018-11-27)
	5	SAEED, ADAM vs Savannah State (2018-11-27)
	5	HAGANS, ASHTON at Kentucky (2019-01-12)
<b>Player Efficiency (EFF)</b>	50	WILLIAMS, GRANT vs Tennessee (2019-01-23)
<b>1st Half Points</b>	18	WASHINGTON, PJ vs Kentucky (2019-01-29)
<b>2nd Half Points</b>	25	WILLIAMS, GRANT vs Tennessee (2019-01-23)
<b>Offensive Rebounds</b>	9	RAKOCEVIC, NICK at USC (2018-11-11)

## Opponent Team Highs

<b>POINTS</b>	88	vs. Tennessee (01-23-19)
<b>FIELD GOALS MADE</b>	36	at Oklahoma (01-26-19)
<b>FIELD GOAL ATTEMPTS</b>	81	at Southern California (11-11-18)
<b>FIELD GOAL PERCENTAGE</b>	.556 (30-54)	vs. Kentucky (01-29-19)
<b>3 PT FIELD GOALS MADE</b>	16	vs. Savannah State (11-27-18)
<b>3 PT FG ATTEMPTS</b>	43	vs. Savannah State (11-27-18)
<b>3 PT FG PERCENTAGE</b>	.588 (10-17)	vs. Kentucky (01-29-19)
<b>FREE THROWS MADE</b>	29	vs. Tennessee (01-23-19)
<b>FREE THROW ATTEMPTS</b>	35	vs. South Carolina (01-16-19)
<b>FREE THROW PERCENTAGE</b>	.909 (10-11)	vs. UNC Asheville (12-31-18)
<b>REBOUNDS</b>	47	at Southern California (11-11-18)
<b>ASSISTS</b>	18	vs. Kentucky (01-29-19)
	18	at Arkansas (02-05-19)
<b>STEALS</b>	13	vs. Kent State (11-23-18)
<b>BLOCKED SHOTS</b>	12	at Georgia (01-09-19)
<b>TURNOVERS</b>	19	vs. Savannah State (11-27-18)
<b>FOULS</b>	29	vs. South Carolina (01-16-19)
<b>1ST HALF POINTS</b>	46	vs. NC State (12-01-18)
<b>2ND HALF POINTS</b>	48	vs. Savannah State (11-27-18)
	48	at Georgia (01-09-19)
<b>BENCH POINTS</b>	39	vs. Savannah State (11-27-18)
<b>2ND CHANCE POINTS</b>	18	vs. NC State (12-01-18)
<b>POINTS IN THE PAINT</b>	52	at Oklahoma (01-26-19)
<b>FAST BREAK POINTS</b>	13	at Southern California (11-11-18)
	13	at Kentucky (01-12-19)
	13	at Arkansas (02-05-19)
<b>LARGEST LEAD</b>	38	vs. Kentucky (01-29-19)
<b>LARGEST VICTORY</b>	35	vs. Kentucky (01-29-19)
<b>LARGEST 1ST HALF MARGIN</b>	30	vs. Kentucky (01-29-19)
<b>LARGEST 2ND HALF MARGIN</b>	18	at Georgia (01-09-19)





## THE LAST TIME...

### VANDERBILT INDIVIDUALS

#### Scoring:

**Scored 25 points** – Riley LaChance (26), at LSU, 2/20/2018  
**Scored 30 points** – Darius Garland (33), vs. Liberty, 11/19/2018  
**Scored 35 points** – Billy McCaffrey (35), vs. Georgia, 2/24/1993  
**Scored 40 points** – Shan Foster (42) vs. Mississippi State, 3/5/2008

#### Two Players Had 20 Points –

Aaron Nesmith (24), Saben Lee (21) vs UT, 1/23/2019

#### Three Players Had 20 Points –

Derrick Byars (28), Shan Foster (21) and Ross Neltner (20) vs. Toledo, 12/2/2006

#### Scored 20 Points in Two Straight Games –

Jeff Roberson (26), Riley LaChance (21) vs. Florida (2/17/2018); Riley LaChance (26), Jeff Roberson (20) at LSU (2/20/2018)

#### Scored 20 Points in Three Straight Games –

Jeff Roberson (22) vs. Miss. St., 2/14/18; Jeff Roberson (26) vs. Florida, 2/17/18; Jeff Roberson (20) at LSU, 2/20/18; Riley LaChance (21) vs. Florida, 2/17/18; Riley LaChance (26) at LSU, 2/20/18; Riley LaChance (23) vs. Texas A&M, 2/24/18

#### Scored 20 Points in Four Straight Games –

Jeff Roberson (22), vs. Miss. St., 2/14/18; Jeff Roberson (26) vs. Florida, 2/17/18; Jeff Roberson (20) at LSU, 2/20/18; Jeff Roberson (21) vs. Texas A&M, 2/24/18

#### Scored 20 Points in Five Straight Games –

Jeff Roberson (21) at Tennessee, 1/23/2018; vs. LSU (20), 1/20/2018; vs. TCU (20), 1/27/2018; at Kentucky (23), 1/30/2018; at Auburn (30), 2/3/2018

#### Scored 20 Points in Six Straight Games –

Shan Foster vs. Georgia (29), 2/23/2008; vs. Tennessee (32), 2/26/2008; at Arkansas (22), 3/1/2008; vs. Mississippi State (42), 3/5/2008; at Alabama (21), 3/8/2008; vs. Auburn (26), 3/13/2008

#### Five Players Scored in Double Figures –

Saben Lee (23), Joe Toye (18), Maxwell Evans (10), Matt Moyer (10), Simi Shittu (10) vs. Tennessee State, 12/19/2018

#### Seven Players Scored in Double Figures –

Damian Jones (10), Wade Baldwin IV (20), Riley LaChance (10), Nolan Cressler (14), Joe Toye (10), Matthew Fisher-Davis (12), Josh Henderson (11), vs. Detroit (12/2/15)

#### Eight Players Scored in Double Figures –

Aaron Nesmith (20), Simisola Shittu (17), Maxwell Evans (16), Yanni Wetzell (15), Joe Toye (13), Saben Lee (11), Matt Ryan (11), Matthew Moyer (10), vs. Savannah St., 11/27/2018

#### Four Players with 15 or more points –

Jeff Roberson (19), Matthew Fisher-Davis (19),

Riley LaChance (19), Luke Kornet (16) vs. Kentucky, 1/10/2017

#### Double-Doubles:

**Double-Double** – Simi Shittu (10 points, 14 rebounds) at Georgia, 01/09/2019

**20-10 game** – Aaron Nesmith (20 points, 13 rebounds) vs. Savannah St., 11/27/2018

**30-10 game** – Jeff Roberson (30 points, 10 rebounds) at Auburn, 2/3/2018

**Back-to-back 20-10 games** – Matt Freije vs. South Carolina (26 points, 11 rebounds) 1/28/04; vs. Kentucky (20 points, 11 rebounds) 1/31/04

**Double-Double in Points and Rebounds** – Simi Shittu (10 points, 14 rebounds) at Georgia, 01/09/2019

**Double-Double in Points and Assists** – Wade Baldwin IV (15 points, 10 assists) vs. Western Michigan, 12/30/2015

**Double-Double in Points and Blocks** – Luke Kornet (11 points, 10 blocks) vs. Auburn (1/12/2016)

**Double-Double in Points and Steals** – Never

#### Double-Double in Two Consecutive games

– Simisola Shittu (18 points, 10 rebounds) vs. Winthrop, 11/6/18; (14 points, 15 rebounds) at USC

**Double-Double in three consecutive games** – Jeff Roberson vs. Austin Peay (13 points, 10 rebounds) 11/10/2017; at Belmont (13 points, 12 rebounds) 11/10/2017; vs. UNC Asheville (17 points, 12 rebounds) 11/10/2017

#### Two players record double-double –

Damian Jones (24 points, 12 rebounds), Luke Kornet (10 points, 10 rebounds) vs. Trevecca, 11/16/2014

#### Triple-Doubles:

**Triple-Double** – Luke Kornet (11 points, 11 rebounds, 10 blocks) vs. Auburn, 1/12/16; Brad Tinsley (11 points, 10 rebounds, 10 assists) vs. Presbyterian, 11/12/2010

#### Field Goals:

**Made 10 FG in a game** – Jeff Roberson (10) at Auburn, 2/3/2018

**Made 11 FG in a game** – Matthew Fisher-Davis (11) vs. Auburn, 1/4/2017

**Made 12 FG in a game** – Darius Garland (12) vs. Liberty, 11/19/2018

**Made 16 FG in a game** – Shan Foster (16) vs. Mississippi State, 3/5/2008

**Attempted 15 FG in a game** – Darius Garland (15) vs. Winthrop, 11/6/2018

**Attempted 16 FG in a game** – Riley LaChance (16) vs. Missouri, 2/27/2018

**Attempted 17 FG in a game** – Jeff Roberson (17) at Auburn, 2/3/2018

**Attempted 18 FG in a game** – Darius Garland (18) vs. Liberty, 11/19/2018

**Attempted 19 FG in a game** – Rod Odom (19) vs. Missouri, 1/16/14

**Attempted 20 FG in a game** – Jeff Roberson (20), vs. Texas A&M, 2/24/18

#### Three-Pointers:

**Made 5 3-pointers in a game** –

Aaron Nesmith (5) vs. South Carolina, 1/16/2019

**Made 6 3-pointers in a game** – Riley LaChance (6) vs. Texas A&M, 2/24/18

**Made 7 3-pointers in a game** – Matthew Fisher-Davis (7) vs. Auburn, 1/4/2017

**Made 8 3-pointers in a game** – Shan Foster (8) vs. UMass, 1/5/2008

**Made 9 3-pointers in a game** – Shan Foster (9) vs. Mississippi State, 3/5/2008

**Attempted 10 3-pointers in a game** – Riley LaChance (10) vs. Missouri, 2/27/2018

**Attempted 15 3-pointers in a game** – John Jenkins (16) vs. Oregon, 11/11/2011

#### Free Throws:

**Made 10 FT in a game** – Jeff Roberson (10), at Kentucky, 1/30/2018

**Made 12 FT in a game** – Jeff Roberson (12) vs. Florida, 2/17/2018

**Made 13 FT in a game** – A.J. Ogilvy (13) vs. DePaul, 12/5/2009

**Made 18 FT in a game** – Matt Freije (18) vs. Indiana, 11/24/2003

**Attempted 12 FT in a game** – Saben Lee (12) vs. Arizona St., 12/17/2018

**Attempted 14 FT in a game** – Saben Lee (14) vs. Liberty, 11/19/2018

**Attempted 15 FT in a game** – Saben Lee (16) vs. Kansas St., 12/3/2017

#### Rebounds:

**10 Rebounds in a game** – Simisola Shittu (14), at Georgia 01/09/2019

**15 Rebounds in a game** – Simisola Shittu (15), at USC, 11/11/2018

#### 10+ Rebounds in Three Consecutive Games

– Jeff Roberson vs. Austin Peay (10) 11/10/2017; at Belmont (12) 11/10/2017; vs. UNC Asheville (12) 11/10/2017

#### Assists:

**8 Assists** – Riley LaChance (8) vs. Miss. St. (2/14/18)

**9 Assists** – Saben Lee (9) vs. Texas A&M, 2/24/18

**10 Assists** – Wade Baldwin IV (10) vs. Auburn, 1/12/16

**11 Assists** – Mario Moore (13) vs. Arkansas, 2/19/2005

**12 Assists** – Mario Moore (13) vs. Arkansas, 2/19/2005

**13 Assists** – Mario Moore (13) vs. Arkansas, 2/19/2005

**14 Assists** – Billy McCaffrey (14) vs. Kentucky, 1/13/1993

**5+ Assists in Four Consecutive Games** – Wade Baldwin IV (8) vs. Texas A&M, 2/4/16; (9) at Ole Miss, 2/6/16; (7) vs. Missouri, 2/10/16; (7) at Auburn, 2/13/16; (9) at Miss. St., 2/16/16; (7) vs. Georgia, 2/20/16

**8+ Assists in Two Consecutive Games** – Atiba Prater (9) at Georgia, 2/2/2000; (9) vs. Boston College, 2/6/2000

#### Blocks:

**4 Blocked Shots** – Clevon Brown (4) vs. Savannah St., 11/27/2018

**5 Blocked Shots** – Luke Kornet (5) vs. Texas A&M, 2/16/2017

**6 Blocked Shots** – Luke Kornet (6) at Texas A&M, 3/5/2016

**7 Blocked Shots** – Clevon Brown (8) at Ole Miss, 3/3/2018

**10 Blocked Shots** – Luke Kornet (10) vs. Auburn, 1/12/16

#### Steals:

**4 Steals** – Jeff Roberson (4) vs. Missouri, 2/27/2018

**5 Steals** – Riley LaChance (5) vs. Penn, 12/22/2014

**6 Steals** – Dan Cage (6) vs. Furman, 11/28/2006

**7 Steals** – James Strong (8) vs. Morehead State, 11/24/1998

**8 Steals** – James Strong (8) vs. Morehead State, 11/24/1998

#### Minutes:

**Played every minute** – Jeff Roberson at Ole Miss, 3/3/2018

**Played over 40 minutes** – Saben Lee (42), Aaron Nesmith (42) vs UT 1/23/19

**All 5 starters played 40 minutes** – Steve Tchiengang (40), Brad Tinsley (40), Lance Goulbourne (41), Jeffery Taylor (41), and John Jenkins (41), at Louisville, 12/2/2011

#### Fouls:

**Technical Foul** – Matt Ryan vs UT, 1/23/19

**Fouled Out** – Saben Lee, at Arkansas 2/5/19

**Two Players Fouled Out** – Clevon Brown, Yanni Wetzell vs. UT 1/23/2019

**Three Players Fouled Out** – Saben Lee, Clevon Brown, Djery Baptiste vs. Tennessee, 1/9/2018

#### TEAM

**Started the game with Opponent Technical Foul** – Furman bench, 12/22/2008

**Scored 95 or more points** – 95 vs. Tennessee State 12/29/2018 (W, 95-76)

**Scored 100 or more points** – 120 vs. Savannah St., 11/27/2018 (W, 120-85)

**Scored 100 or more points (SEC game)** – 102 at Ole Miss, 2/16/2012 (W, 102-76)

**Scored 110 or more points** – 120 vs. Savannah St., 11/27/2018 (W, 120-85)

**Scored 110 or more points (SEC game)** – 111 vs. Alabama 2/21/1972 (W, 111-91)

**Scored 120 or more points** – 120 vs. Savannah St., 11/27/2018 (W, 120-85)

**Scored 120 or more points (SEC game)** – 130 vs. Ole Miss 12/22/1970 (W, 130-112)

**Scored 130 or more points** – 130 vs. Ole Miss 12/22/1970 (W, 130-112)

**Scored Less than 50 points** – 47 at Kentucky, 1/12/2019 (L, 47-56)

**Scored Less than 40 points** – 38 at Tennessee (L, 76-38), 3/1/2014

**Scored 20 or less points in half** – 15 (1st half), vs Kentucky 1/29/2019 (L, 52-87)

**Scored 90+ points in three consecutive games** – 95 vs. Bradley, 11/24/2007 (W, 95-86); 91 vs. South Alabama, 11/29/2007 (W, 91-88); vs. Georgia Tech, 12/1/2007 (W, 92-79)

**Allowed 90 or more points** – 91, at Auburn, 2/3/2018 (L, 93-81)

**Allowed 100 or more points** – 106, Kentucky, 3/5/2003 (L, 44-106)

**Allowed Less than 50 points** – 48,



## THE LAST TIME...

vs. Houston Baptist, 12/20/2017 (W, 81-48)  
**Allowed 40 or Less points** – 31, at Mississippi State, 2/23/2013 (W, 72-31)  
**Shot 60% or better** – .627 vs. Savannah St., 11/27/18 (W, 120-85)  
**Shot 60% or better from three** – .643 vs. Purdue, 12/13/14 (W, 81-71)  
**Shot over 67% FG** – .679 vs. TSU, 12/19/2009 (W, 84-71)  
**Shot lower than 30%** – .250 at Arkansas 2/10/18 (L, 54-72)  
**Allowed 60% shooting** – .625 at LSU, 2/20/2018 (L, 78-88)  
**Scored 100 points in two consecutive games** – 111 vs. North Alabama 12/20/1980 (W, 111-79) and 111 vs. Memphis 12/23/1980 (W, 111-96)  
**Scored 100 points in three consecutive games** – Never  
**Scored 100 points in Consecutive SEC games** – 104 vs. LSU 2/19/1972 (W, 104-83) and 111 vs. Alabama 2/21/1972 (W, 111-91)  
**Won game by 70 points or more** – 71 vs. Union (Tenn.) (W, 95-24), 1911-12  
**Won game by 60 points or more** – 71 vs. Union (Tenn.) (W, 95-24), 1911-12  
**Won game by 50 points or more** – 50 vs. Detroit (W, 102-52) 12/2/2015  
**Lost by 25 or More Points** – at Oklahoma (L, 55-86), 01/26/19  
**Game decided by one point** – vs. Miss. St. (2/14/18) (W, 81-80)  
**Two consecutive games decided by one point** – at South Carolina (L, 70-71) 1/7/1998 and Tennessee (W, 80-79) 1/10/1998  
**Three consecutive games decided by one point** – Never  
**Shot 90% or Better from Free Throw Line (min. 10 att.)** – 94.7% vs. M. Tennessee, 12/5/2018 (18-19)  
**Shot less than 50% from Free Throw Line** – 46.9% vs. Morgan State (15-32) 11/23/13  
**Shot less than 20% from 3PT** – .156 (3-22) vs. N.C. State 12/1/2018 (L, 80-65)  
**Attempted 30 FT** – 30 (18-30) vs. N.C. State 12/1/2018  
**Attempted 35 FT** – 37 (24-37) vs. South Carolina 1/16/2019  
**Attempted 40 FT** – 40 (90-59) vs. UNC Asheville, 12/31/2018  
**Attempted five or less FT** – 3 at Texas A&M, 1/31/2017  
**Made 30 FT** – 30, vs. UNC Asheville, 12/31/18  
**Made 15 3FG** – 17 vs. Alcorn St., 12/22/2017  
**Won an Overtime Game** – vs. Florida 3/10/2017 (W, 72-62)  
**Lost an Overtime Game** – vs UT, 1/23/2019 (L, 83-88)  
**Played Two Overtimes** – vs. Yale 1/3/15 (W, 79-74)  
**Played Three Overtimes** – at Ole Miss 2/17/1982 (L, 51-48)  
**Played Four Overtimes** – at Ole Miss 2/17/1982 (L, 51-48)  
**Played consecutive games that went to overtime** – vs. Xavier 11/28/2011 (L, 82-70) and at Louisville, 12/2/2011 (L, 62-60)  
**Had 20 Turnovers** – 20, vs. Savannah St., 11/27/2018  
**Had 10 Blocks** – 10, vs. Savannah St., 11/27/2018

## OPPONENT - INDIVIDUALS

## Scoring:

**Scored 25 points** – Daniel Gafford (28) at Arkansas 2/5/19  
**Scored 30 points** – Breein Tyree (31) vs Ole Miss, 1/05/2019  
**Scored 35 points** – Grant Williams (37), vs. Tennessee, 1/9/2018  
**Scored 40 points** – Grant Williams (43), vs UT, 1/23/2019  
**Two Players Had 20 Points** – Grant Williams (37), Admiral Schofield (22), vs. Tennessee, 1/9/2018  
**Five Players Scored in Double Figures** Deandre Burnett (17), Terence Davis (17), Breein Tyree (11), Justas Furmanavicius (11), Sebastian Saiz (10), vs. Ole Miss, 2/4/2017  
**Six Players Scored in Double Figures** – Bam Doyno (22), Dwayne Curtis (12), Todd Abernethy (11), Clarence Sanders (11), Polynice (10) and Williams (10), vs. Ole Miss, 1/27/2007  
**Four Players with 15 or more points** – Erik Daniels (20), Marquis Estill (17), Kelenna Azubuike (16) and Gerald Fitch (15) vs. Kentucky, 3/5/2003

## Double-Doubles:

**Double-Double** – PJ Washington (26 points and 12 rebounds) vs Kentucky 1/29/2019  
**Triple-Double** – Sam Muldrow (16 points, 14 rebounds and 10 blocks) at South Carolina, 1/8/2010  
**20-10 game** – Dylan Windler (24 points, 11 rebounds), at Belmont, 11/13/2017  
**30-10 game** – Ben Simmons (36 points, 14 rebounds), LSU, 1/2/2016

## Double-Double in Points and Rebounds

– PJ Washington (26 points and 12 rebounds) vs Kentucky 1/29/2019  
**Double-Double in Points and Assists** – Nick Calathes (15 points, 10 assists) at Florida, 1/27/2008  
**Two players record double-doubles** – Prince Ibeh (13 points, 11 rebounds), Kerwin Roach, Jr. (15 points, 11 rebounds), at Texas, 1/30/2016

## Field Goals:

**Made 10 FG in a game** – Grant Williams (10), vs UT, 1/23/2019  
**Made 11 FG in a game** – Breein Tyree (11), vs. Ole Miss 1/05/2019  
**Made 12 FG in a game** – Shai Gilgeous-Alexander (12) at Kentucky, 1/30/2018  
**Made 13 FG in a game** – Duop Reath (13) vs. LSU, 1/20/2018  
**Attempted 15 FG in a game** – Chris Silva (15) at South Carolina, 1/6/2018  
**Attempted 16 FG in a game** – Antonio Green, vs. M. Tennessee, 12/5/2018  
**Attempted 17 FG in a game** – Derryck Thornton (17), at USC, 11/11/2018  
**Attempted 18 FG in a game** – Jaylin Walker (18) vs. Kent State, 11/23/2018  
**Attempted 19 FG in a game** – Shai Gilgeous-Alexander (19) at Kentucky, 1/30/2018  
**Attempted 20 FG in a game** – Duop Reath (20) vs. LSU, 1/20/2018

**Attempted 25 FG in a game** – Malik Monk (25) at Kentucky, 2/28/2017

## Three-Pointers:

**Made 5 3-pointers in a game** – Jaquan Dotson (5), vs. Savannah St., 11/27/2018  
**Made 6 3-pointers in a game** – Jamal Murray, vs. Kentucky (6), 2/27/16  
**Made 7 3-pointers in a game** – Chandler Parsons (7) vs. Florida, 1/25/2009  
**Made 8 3-pointers in a game** – Brian Sullivan (8) vs. Miami (OH), 1/2/2012  
**Attempted 10 3-pointers in a game** – Jordan McLaughlin (11), vs. USC, 11/19/2017

## Free Throws:

**Made 10 FT in a game** – Daniel Gafford (10) at Arkansas 2/5/19  
**Made 16 FT in a game** – Ben Simmons (16), LSU, 1/2/2016  
**Made 17 FT in a game** – Grant Williams (23), vs UT, 1/23/2019  
**Attempted 10 FT in a game** – Daniel Gafford (12) at Arkansas 2/5/19  
**Attempted 13 FT in a game** – Ian Dubose (13) vs. Houston Baptist, 12/20/2017  
**Attempted 14 FT in a game** – Grant Williams, (14) at Tennessee, 1/23/2018  
**Attempted 15 FT in a game** – Grant Williams (23), vs UT, 1/23/2019

## Rebounds:

**10 Rebounds in a game** – Kevin Puryear (10) at Missouri 2/2/19  
**15 Rebounds in a game** – Sebastian Saiz (16), vs. Ole Miss, 2/4/2017  
**18 Rebounds in a game** – Nick Rakocevic (18) at USC, 11/11/2018  
**19 Rebounds in a game** – Omar Samhan (19) at St. Mary's, 11/20/2009  
**20 Rebounds in a game** – Roy Rogers (20) at Alabama, 1/3/1996

## Assists

**8 Assists** – Ashton Hagans (8) vs Kentucky 1/29/2019  
**9 Assists** – Tremont Waters (9) at LSU, 2/20/2018  
**10 Assists** – Alex Caruso (10) at Texas A&M, 1/31/2015  
**11 Assists** – Dee Bost (11) vs. Mississippi State, 3/11/2011  
**12 Assists** – Jared Harper (14) at Auburn, 2/3/2018

## Blocks:

**4 Blocked Shots** – Nick Richards (4), vs Kentucky 1/29/2019  
**5 Blocked Shots** – Nicolas Claxton (5), at Georgia, 1/09/19  
**6 Blocked Shots** – Reggie Lynch, (6), vs. Minnesota, 12/3/16  
**7 Blocked Shots** – Daniel Gafford, (7), at Arkansas, 2/10/18  
**8 Blocked Shots** – Jarvis Varnado (9) vs. Mississippi State, 2/3/2010  
**10 Blocked Shots** – Sam Muldrow (10) at South Carolina, 1/8/2011

## Steals:

**5 Steals** – Tyrell Harper (5) vs. Savannah St., 11/27/2018

**6 Steals** – Jajuan Johnson (6) vs. Marquette, 11/11/2016  
**7 Steals** – Aaron Lucas (7) at South Carolina, 1/19/2002  
**8 Steals** – Steve Wojciechowski (8) at Duke, 11/22/1996  
**Two players with 3 steals** – Tyrell Harper (5), Romani Hansen (3) vs. Savannah St., 11/27/2018

## Minutes:

**Played every minute** – Jordan Barnett vs. Missouri, 2/27/2018  
**Played over 40 minutes** – Kevin Knox (40), at Kentucky, 1/30/2018

## Fouls:

**Technical Foul** – Jordan Geist at Missouri 2/2/19  
**Fouled Out** – Chris Silva vs. South Carolina 1/16/2019  
**Three Players Fouled Out** – Jordan Usher, Derryck Thornton, Kevin Porter, Jr. at USC, 11/11/2018

## OPPONENT - TEAM

**Scored 90 or more points at Memorial Gym** – 92 vs. Tennessee, 1/9/2018 (L, 84-92)  
**Scored 100 or more points** – 106 at Kentucky 3/5/2003 (L, 44-106)  
**Scored 110 or more points** – 120 vs. Kentucky 2/7/1996 (L, 81-120)  
**Scored 120 or more points** – 120 vs. Kentucky 2/7/1996 (L, 81-120)  
**Scored 130 or more points** – Never  
**Scored Less than 50 points** – 41 vs. Texas A&M, 3/9/17 (W, 66-41)  
**Scored Less than 40 points** – 31 at Mississippi State, 2/23/2013 (W, 72-31)  
**Shot 50% or Better** – .556 vs Kentucky (L, 87-52) 1/29/2019  
**Shot 60% or Better** – .625 at LSU (LSU 88, VU 78), 2/20/2018  
**Shot 60% or Better from 3PT** – .654 (17-26), at Auburn, 2/3/2018  
**Shot less than 30% FG** – .250 (4-16), at Kentucky, 1/12/2019 (L, 47-56)  
**Shot less than 15% from 3PT** – .143 (2-14), vs. M. Tennessee, 12/5/2018 (W, 79-51)  
**Held Opponent Without a 3-Pointer** – vs. Nebraska, 11/18/10 (W, 59-49)  
**Shot 90% or Better from Free Throw Line** – 90.0, at Florida, 12/30/2017 (27-30)  
**Shot less than 50% from Free Throw Line** – .467, vs. Minnesota, 12/3/2016 (L, 52-56)  
**Attempted 30 FT** – 32, vs. Tennessee 1/23/2019  
**Attempted 40 FT** – 42 at Mississippi State, 2/12/2007  
**Attempted 45 or More FT** – 49 at South Carolina, 1/28/2009  
**Attempted Zero FT** – vs. TCU, 1/27/2018  
**Attempted five or less FT** – 1 vs. Miami (OH), 1/2/2012  
**Made 30 FT** – 32, at South Carolina, 1/28/2009  
**Made 0 FT** – vs. TCU, 1/27/2018  
**Made 12 3PT** – 12, vs. Missouri, 2/27/2018  
**Made 15 3PT** – 16, vs. Savannah St., 11/27/2018  
**Attempted 30 or more 3PT** – 43 vs. Savannah St., 11/27/2018  
**Had 20 Turnovers** – 20 vs. MTSU, 12/21/2012

**CLEVON BROWN****15**Junior, Forward  
6'8" 240 lbs.  
San Antonio, Texas  
Churchill HS**SEASON HIGHS**

**Points:** 8, at USC (11/11/18)  
**FG Made:** 4, at USC (11/11/18)  
**FG Atts:** 8, at USC (11/11/18)  
**3FG Made:** 1, vs. Middle Tennessee (12/5/18)  
**3FG Atts:** 2, at USC (11/11/18)  
**FT Made:** 2, 2x, last at Missouri (2/2/19)  
**FT Atts:** 3, 2x, last at Missouri (2/2/19)  
**Rebounds:** 6, 2x, last vs. Tennessee State (12/29/18)  
**Assists:** 4, vs. South Carolina (1/16/19)  
**Turnovers:** 3, vs. Tennessee (1/23/19)  
**Blocks:** 4, vs. Savannah St. (11/27/18)  
**Steals:** 1, 3x, last vs. N.C. State (12/5/18)  
**Minutes:** 24, at Arkansas (2/5/19)

**CAREER HIGHS**

**Points:** 13, vs. Austin Peay (11/10/17)  
**FG Made:** 6, vs. Austin Peay (11/10/17)  
**FG Atts:** 11, vs. Austin Peay (11/10/17)  
**3FG Made:** 2, 2x, last at Missouri (2/11/17)  
**3FG Atts:** 3, 2x, at Missouri (2/11/17)  
**FT Made:** 2, 5x, last at Missouri (2/2/19)  
**FT Atts:** 4, vs. Texas A&M (2/16/17)  
**Rebounds:** 7, at Kentucky (1/30/18)  
**Assists:** 4, vs. South Carolina (1/16/19)  
**Turnovers:** 4, at Auburn (2/3/18)  
**Blocks:** 8, at Ole Miss (3/3/18)  
**Steals:** 2, vs. Austin Peay (11/10/17)  
**Minutes:** 31, at Kentucky (1/30/18)

**BROWN NOTEBOOK**

- ✪ Started at Arkansas and played a season-high 24 minutes.
- ✪ Played a season-high 23 minutes vs. Tennessee.
- ✪ Leads team in blocks (1.3 per game).
- ✪ Dished out career-high four assists against South Carolina.
- ✪ Made two starts this season (Savannah State, N.C. State).
- ✪ Tallied eight points and four rebounds in win at USC; had three blocks vs. Liberty.
- ✪ Played in 32 games and made four starts in 2017-18. Averaged 3.9 points and 3.1 rebounds per game.
- ✪ Tallied a career-high eight blocks at Ole Miss. Also added six points and four rebounds. Most blocks for a Commodore since Luke Kornet had 10 vs. Auburn on 1/12/16.
- ✪ Played career-high in minutes against TCU (26) and Kentucky (31). Had career-high 7 rebounds at UK.
- ✪ Scored a career-high 13 points in win over Austin Peay. Also set new career bests in field goals made and steals, and tied a career high in rebounds and blocks.
- ✪ Played in 34 games and averaged 1.6 points and 1.5 rebounds per game as a freshman in 2016-17.
- ✪ Signed with the Commodores in November of 2015.
- ✪ Made career debut vs. Marquette, scored five points against Golden Eagles; scored career-high six points vs. Norfolk State.
- ✪ Was ranked as the 9th-best player in the state of Texas by Texas Hoops, and the 126th-ranked player nationally by Rivals.com.
- ✪ Ranked as the 26th-ranked power forward in the country by Scout.com, he also received offers from Texas, Illinois, Notre Dame, and Auburn.

**BROWN GAME-BY-GAME (JUNIOR)**

Opponent	M	FG-A	3P-A	FT-A	Reb	PF	A	T	B	S	PTS
N6 Winthrop	19	3-5	0-1	0-0	6	3	0	2	2	0	6
N11 @USC	18	4-8	0-2	0-3	4	2	0	0	1	1	8
N16 Alcorn State	19	1-4	0-0	0-0	4	2	1	0	1	0	2
N19 Liberty	11	0-1	0-0	0-0	1	1	1	1	3	1	0
N23 Kent State	6	0-2	0-0	0-0	3	1	0	0	0	0	0
N27 Savannah State*	20	1-2	0-0	2-2	1	0	0	0	4	1	4
D1 vs. N.C. State*	16	2-2	0-0	0-2	2	3	2	1	1	1	4
D5 Middle Tennessee	21	2-4	1-1	0-0	2	3	1	1	1	0	5
D17 Arizona State	12	1-1	0-0	1-2	2	2	0	1	1	0	3
D22 @Kansas State	13	1-1	0-0	0-0	1	0	0	0	0	0	2
D29 Tennessee State	13	1-1	0-0	1-2	6	3	1	0	2	0	3
D31 UNC Asheville	16	1-1	0-0	0-0	3	0	0	1	3	0	2
J5 Ole Miss	8	2-4	0-0	0-0	2	0	0	0	1	0	4
J9 @Georgia	5	0-1	0-0	0-0	1	1	0	1	0	0	0
J12 @Kentucky	4	0-0	0-0	0-0	0	0	0	0	0	0	0
J16 South Carolina	15	1-4	0-2	0-0	3	3	4	0	0	0	2
J19 Mississippi State	12	0-2	0-0	0-0	3	0	0	0	0	0	0
J23 Tennessee	23	2-2	0-0	1-1	1	5	1	3	1	1	5
J26 @Oklahoma	20	2-3	0-0	0-0	2	4	1	1	1	0	4
J29 Kentucky	15	1-2	0-1	1-2	4	3	0	2	2	0	3
F2 @Missouri	21	3-5	0-1	2-3	1	3	1	2	2	0	8
F5 @Arkansas*	24	3-5	0-1	0-3	7	4	0	0	0	1	6
F9 Alabama											
F13 @Florida											
F16 Auburn											
F19 @Tennessee											
F23 @Alabama											
F27 Florida											
M2 @Texas A&M											
M6 Arkansas											
M9 @LSU											

**Brown's Overall Statistics at Vanderbilt**

Year	GP	GS	Min	Avg	FG	FGA	Pct	3FG	3FGA	Pct	FT	FTA	Pct	Off	Def	Tot	Avg	PF	FO	Ast	TO	Blk	Stl	Pts	Avg
2016-17	34	0	258	7.6	20	51	.392	8	27	.296	7	12	.583	16	34	50	1.5	35	0	3	16	14	1	55	1.6
2017-18	32	4	543	17.0	51	112	.455	11	46	.239	12	26	.462	42	56	98	3.1	67	3	7	27	43	9	125	3.9
2018-19	22	3	331	15.0	31	60	.517	1	9	.111	8	20	.400	28	31	59	2.7	43	1	13	16	26	6	71	3.2
<b>TOTAL</b>	<b>88</b>	<b>7</b>	<b>1132</b>	<b>12.9</b>	<b>102</b>	<b>223</b>	<b>.457</b>	<b>20</b>	<b>82</b>	<b>.244</b>	<b>27</b>	<b>58</b>	<b>.466</b>	<b>86</b>	<b>121</b>	<b>207</b>	<b>2.4</b>	<b>145</b>	<b>4</b>	<b>23</b>	<b>59</b>	<b>83</b>	<b>16</b>	<b>251</b>	<b>2.9</b>

**Brown's SEC Statistics at Vanderbilt**

Year	GP	GS	Min	Avg	FG	FGA	Pct	3FG	3FGA	Pct	FT	FTA	Pct	Off	Def	Tot	Avg	PF	FO	Ast	TO	Blk	Stl	Pts	Avg
2016-17	17	0	118	6.9	10	24	.417	3	12	.250	3	7	.429	8	15	23	1.4	17	0	2	7	9	0	26	1.5
2017-18	18	3	350	19.4	28	61	.459	8	25	.320	7	15	.467	27	39	66	3.7	42	2	5	20	29	5	71	3.9
2018-19	9	1	127	14.1	12	25	.480	0	5	.000	4	9	.444	8	14	22	2.4	19	1	6	8	6	2	28	3.1
<b>TOTAL</b>	<b>44</b>	<b>4</b>	<b>595</b>	<b>13.5</b>	<b>50</b>	<b>110</b>	<b>.455</b>	<b>11</b>	<b>42</b>	<b>.262</b>	<b>14</b>	<b>31</b>	<b>.452</b>	<b>43</b>	<b>68</b>	<b>111</b>	<b>2.5</b>	<b>78</b>	<b>3</b>	<b>13</b>	<b>35</b>	<b>44</b>	<b>7</b>	<b>125</b>	<b>2.8</b>



**MAXWELL EVANS****3**Sophomore, Guard  
6'2" 192 lbs.  
Houston, Texas  
Bellaire HS**SEASON HIGHS****Points:** 16, vs. Savannah St. (11/27/18)**FG Made:** 6, vs. Savannah St. (11/27/18)**FG Atts:** 9, vs. Savannah St. (11/27/18)**3FG Made:** 2, 3x, last at Georgia (1/9/19)**3FG Atts:** 5, at Georgia (1/9/19)**FT Made:** 5, 2x, last vs. Tennessee State (12/29/18)**FT Atts:** 9, at Kansas St. (12/22/18)**Rebounds:** 4, 5x, last at Georgia (1/9/19)**Assists:** 4, vs. Tennessee State (12/29/18)**Turnovers:** 4, at Kentucky (1/12/19)**Blocks:** 1, vs. Savannah St. (11/27/18)**Steals:** 2, at Georgia (1/9/19)**Minutes:** 27, at Missouri (2/2/19)**CAREER HIGHS****Points:** 16, vs. Savannah St. (11/27/18)**FG Made:** 6, 2x, vs. Savannah St. (11/27/18)**FG Atts:** 10, vs. Houston Baptist (12/20/17)**3FG Made:** 3, vs. Texas A&M (2/24/18)**3FG Atts:** 6, vs. Alabama (1/2/18)**FT Made:** 8, at Arkansas (2/10/18)**FT Atts:** 9, at Arkansas (2/10/18)**Rebounds:** 9, at Arkansas (2/10/18)**Assists:** 4, vs. Tennessee State (12/29/18)**Turnovers:** 4, 2x, last at Kentucky (1/12/19)**Blocks:** 1, vs. Savannah St. (11/27/18)**Steals:** 2, at Georgia (1/9/19)**Minutes:** 29, at Auburn (2/3/18)**EVANS NOTEBOOK**

- ✦ Made first start of the season at Missouri and played a season-best 27 minutes.

- ✦ Scored a career-high 16 points in season-best 26 minutes against Savannah State; scored 10 points at Georgia.

- ✦ Played season-high 21 minutes against Kent State and scored eight points.

- ✦ Played in 29 games and made 15 starts as a true freshman...Averaged 3.9 points and 1.9 rebounds per game.

- ✦ Tied a career high with 14 points at Ole Miss - all of which came in first half.

- ✦ Scored eight points on 8-9 shooting from the FT line against Razorbacks; also had career-high nine rebounds.

- ✦ Tallied 13 points at Auburn in a career-best 29 minutes.

- ✦ Scored career-high 14 points, all in the second half, against Houston Baptist.

- ✦ 6'2" guard from Bellaire High School in Houston, Texas, was the number 16-ranked prospect in the state of Texas and 247sports.com ranked him as the 11th-ranked combo guard nationally at the end of his junior season.

- ✦ Chose the Commodores over Purdue, Northwestern, and Kansas State.

- ✦ Four-year starter and captain who averaged 32.7 points, 7.1 rebounds, 6.5 assists, 3.2 steals, and 2.0 blocks as a senior at Bellaire, where he played for coach Bruce Glover.

- ✦ Son of Carlis and Sharon...Is a triplet with sisters Megan and Maya, who each play volleyball at Alabama A&M... Also has an older brother Denzel, who is a running back at the University of Kansas...Advice to young people: "Always work hard on what you want to achieve."

**EVANS GAME-BY-GAME (SOPHOMORE)**

Opponent	M	FG-A	3P-A	FT-A	Reb	PF	A	T	B	S	PTS
N6 Winthrop	3	0-0	0-0	0-0	0	0	0	0	0	0	0
N11 @USC	2	0-1	0-1	0-1	0	0	0	0	0	0	0
N16 Alcorn State	7	2-3	0-1	0-0	1	1	0	0	0	1	4
N19 Liberty	DNP										
N23 Kent State	21	3-7	1-1	1-4	4	0	1	0	0	0	8
N27 Savannah State	26	6-9	2-4	2-2	4	1	3	3	1	0	16
D1 vs. N.C. State	20	4-7	1-3	1-2	3	3	1	2	0	0	10
D5 Middle Tennessee	22	3-8	1-3	2-2	4	2	3	1	0	0	9
D17 Arizona State	17	3-5	2-3	0-0	4	0	3	1	0	0	8
D22 @Kansas State	24	0-3	0-1	5-9	2	0	2	2	0	0	5
D29 Tennessee State	19	2-5	1-3	5-6	2	1	4	0	0	1	10
D31 UNC Asheville	16	1-4	0-2	3-5	3	0	1	1	0	0	5
J5 Ole Miss	9	0-1	0-1	0-0	0	0	1	0	0	0	0
J9 @Georgia	25	3-7	2-5	2-2	4	3	1	1	0	2	10
J12 @Kentucky	15	0-1	0-0	0-0	1	2	2	4	0	1	0
J16 South Carolina	5	0-1	0-1	0-0	0	0	1	1	0	0	0
J19 Mississippi State	12	0-1	0-1	1-2	0	0	0	1	0	0	1
J23 Tennessee	3	0-0	0-0	0-0	1	1	1	1	0	0	0
J26 @Oklahoma	9	0-1	0-1	0-0	1	0	1	0	0	0	0
J29 Kentucky	9	0-1	0-1	0-0	1	0	0	1	0	0	0
F2 @Missouri*	27	2-6	0-2	0-0	3	1	2	1	0	0	4
F5 @Arkansas	17	0-2	0-1	0-0	0	2	2	1	0	0	0
F9 Alabama											
F13 @Florida											
F16 Auburn											
F19 @Tennessee											
F23 @Alabama											
F27 Florida											
M2 @Texas A&M											
M6 Arkansas											
M9 @LSU											

**Evans' Overall Statistics at Vanderbilt**

Year	GP	GS	Min	Avg	FG	FGA	Pct	3FG	3FGA	Pct	FT	FTA	Pct	Off	Def	Tot	Avg	PF	FO	Ast	TO	Blk	Stl	Pts	Avg
2017-18	29	15	378	13.0	34	95	.358	18	54	.333	28	33	.848	15	41	56	1.9	33	0	14	25	0	9	114	3.9
2018-19	21	1	309	14.7	29	73	.397	10	35	.286	22	35	.629	12	26	38	1.8	18	0	29	21	1	5	90	4.3
<b>TOTAL</b>	<b>50</b>	<b>16</b>	<b>687</b>	<b>13.7</b>	<b>63</b>	<b>168</b>	<b>.375</b>	<b>28</b>	<b>89</b>	<b>.315</b>	<b>50</b>	<b>68</b>	<b>.735</b>	<b>27</b>	<b>67</b>	<b>94</b>	<b>1.9</b>	<b>51</b>	<b>0</b>	<b>43</b>	<b>46</b>	<b>1</b>	<b>14</b>	<b>204</b>	<b>4.1</b>

**Evans' SEC Statistics at Vanderbilt**

Year	GP	GS	Min	Avg	FG	FGA	Pct	3FG	3FGA	Pct	FT	FTA	Pct	Off	Def	Tot	Avg	PF	FO	Ast	TO	Blk	Stl	Pts	Avg
2017-18	17	12	257	15.1	18	52	.346	12	32	.375	26	30	.867	13	28	41	2.4	24	0	7	19	0	6	74	4.4
2018-19	9	1	122	13.6	5	20	.250	2	12	.167	3	4	.750	0	10	10	1.1	9	0	10	11	0	3	15	1.7
<b>TOTAL</b>	<b>26</b>	<b>13</b>	<b>379</b>	<b>14.6</b>	<b>23</b>	<b>72</b>	<b>.319</b>	<b>14</b>	<b>44</b>	<b>.318</b>	<b>29</b>	<b>34</b>	<b>.853</b>	<b>13</b>	<b>38</b>	<b>51</b>	<b>2.0</b>	<b>33</b>	<b>0</b>	<b>17</b>	<b>30</b>	<b>0</b>	<b>9</b>	<b>89</b>	<b>3.4</b>



**DARIUS GARLAND****10**Freshman, Guard  
6'2" 175 lbs.  
Nashville, Tenn.  
Brentwood Academy**SEASON HIGHS**

**Points:** 33, vs. Liberty (11/19/18)  
**FG Made:** 12, vs. Liberty (11/19/18)  
**FG Atts:** 18, vs. Liberty (11/19/18)  
**3FG Made:** 5, vs. Liberty (11/19/18)  
**3FG Atts:** 8, vs. Liberty (11/19/18)  
**FT Made:** 4, 2x, last vs. Liberty (11/19/18)  
**FT Atts:** 5, 2x, last vs. Liberty (11/19/18)  
**Rebounds:** 7, vs. Alcorn St. (11/16/18)  
**Assists:** 4, 3x, last vs. Liberty (11/19/18)  
**Turnovers:** 6, at USC (11/11/18)  
**Blocks:** 2, vs. Winthrop (11/6/18)  
**Steals:** 2, vs. Winthrop (11/6/18)  
**Minutes:** 37, vs. Liberty (11/19/18)

**CAREER HIGHS**

**Points:** 33, vs. Liberty (11/19/18)  
**FG Made:** 12, vs. Liberty (11/19/18)  
**FG Atts:** 18, vs. Liberty (11/19/18)  
**3FG Made:** 5, vs. Liberty (11/19/18)  
**3FG Atts:** 8, vs. Liberty (11/19/18)  
**FT Made:** 4, 2x, last vs. Liberty (11/19/18)  
**FT Atts:** 5, 2x, last vs. Liberty (11/19/18)  
**Rebounds:** 7, vs. Alcorn St. (11/16/18)  
**Assists:** 4, 3x, last vs. Liberty (11/19/18)  
**Turnovers:** 6, at USC (11/11/18)  
**Blocks:** 2, vs. Winthrop (11/6/18)  
**Steals:** 2, vs. Winthrop (11/6/18)  
**Minutes:** 37, vs. Liberty (11/19/18)

**GARLAND NOTEBOOK**

- ✪ Declared for NBA Draft on Jan. 22.
- ✪ Injured meniscus in left knee vs. Kent State and will miss the remainder of the season.
- ✪ Scored 33 points vs. Liberty, the second-most ever by a Commodore freshman and the second-most by a Vanderbilt player since 1996-97.
- ✪ Named the SEC Freshman of the Week after averaging 21.5 points, 4.0 rebounds, 2.5 assists, 1.0 block, and 1.5 steals in two Commodore victories against Winthrop and USC.
- ✪ Tallied 24 points, four assists, three rebounds, two steals, and two blocks in his collegiate debut vs. Winthrop.
- ✪ Garland, from Nashville, Tenn. and the Brentwood Academy, signed his National Letter of Intent with the Commodores in November in 2017. A consensus five-star recruit by most recruiting services, Garland enters the Vanderbilt program as one of the nation's best incoming point guards.
- ✪ Attended Brentwood Academy and won a TSSAA-record-tying four state championships with the Eagles and became only the second player in state history to claim three consecutive Mr. Basketball awards (Brentwood Academy's Brandon Wright - 2004 to 2006).
- ✪ Averaged 28.6 points per game as a senior and shot 59.7 percent from the field.
- ✪ Named a 2018 McDonald's All-American and a Naismith National Player of the Year semifinalist, becoming only the second Commodore to be named a McDonald's All-American (class of 2018 signee Simi Shittu) and the first named as a Naismith semifinalist. Also a Jordan Brand nominee.
- ✪ Named the Gatorade Tennessee Player of the Year in 2018.
- ✪ Darius Kinnard Garland...January 26, 2000...Son of Winston and Felicia Garland...Has one brother, Desmond Nunery...Plans to major in Communications and Broadcasting...Advice to young people: "Never be satisfied."

**GARLAND GAME-BY-GAME (FRESHMAN)**

Opponent	M	FG-A	3P-A	FT-A	Reb	PF	A	T	B	S	PTS
N6 Winthrop*	36	9-15	3-7	3-5	3	1	4	2	2	2	24
N11 @USC*	36	6-14	3-5	4-4	5	4	1	6	0	1	19
N16 Alcorn State*	28	1-6	0-3	1-2	7	0	4	3	0	0	3
N19 Liberty*	37	12-18	5-8	4-5	4	2	4	4	0	1	33
N23 Kent State*	2	1-1	0-0	0-0	0	0	0	0	0	0	2
N27 Savannah State	DNP										
D1 vs. N.C. State	DNP										
D5 Middle Tennessee	DNP										
D17 Arizona State	DNP										
D22 @Kansas State	DNP										
D29 Tennessee State	DNP										
D31 UNC Asheville	DNP										
J5 Ole Miss	DNP										
J9 @Georgia	DNP										
J12 @Kentucky	DNP										
J16 South Carolina	DNP										
J19 Mississippi State	DNP										
J23 Tennessee	DNP										
J26 @Oklahoma	DNP										
J29 Kentucky	DNP										
F2 @Missouri	DNP										
F5 @Arkansas	DNP										
F9 Alabama											
F13 @Florida											
F16 Auburn											
F19 @Tennessee											
F23 @Alabama											
F27 Florida											
M2 @Texas A&M											
M6 Arkansas											
M9 @LSU											

## Garland's Overall Statistics at Vanderbilt

Year	GP	GS	Min	Avg	FG	FGA	Pct	3FG	3FGA	Pct	FT	FTA	Pct	Off	Def	Tot	Avg	PF	FO	Ast	TO	Blk	Stl	Pts	Avg
2018-19	5	5	139	27.8	29	54	.537	11	23	.478	12	16	.750	2	17	19	3.8	7	0	13	15	2	4	81	16.2
<b>TOTAL</b>	<b>5</b>	<b>5</b>	<b>139</b>	<b>27.8</b>	<b>29</b>	<b>54</b>	<b>.537</b>	<b>11</b>	<b>23</b>	<b>.478</b>	<b>12</b>	<b>16</b>	<b>.750</b>	<b>2</b>	<b>17</b>	<b>19</b>	<b>3.8</b>	<b>7</b>	<b>0</b>	<b>13</b>	<b>15</b>	<b>2</b>	<b>4</b>	<b>81</b>	<b>16.2</b>



## SABEN LEE

O

Sophomore, Guard  
6'2" 183 lbs.  
Phoenix, Ariz.  
Corona Del Sol HS

### SEASON HIGHS

**Points:** 24, at Oklahoma (1/26/19)  
**FG Made:** 9, at Oklahoma (1/26/19)  
**FG Atts:** 16, vs. Tennessee (1/23/19)  
**3FG Made:** 3, vs. Tennessee (1/23/19)  
**3FG Atts:** 5, vs. Tennessee (1/23/19)  
**FT Made:** 9, 4x, last vs. S. Carolina (1/17/19)  
**FT Atts:** 14, vs. Liberty (11/19/18)  
**Rebounds:** 6, 2x, last vs. Miss. State (1/19/19)  
**Assists:** 7, 2x, last at Missouri (2/2/19)  
**Turnovers:** 6, 2x, last at Oklahoma (1/26/19)  
**Blocks:** 1, 3x, last vs. S. Carolina (1/17/19)  
**Steals:** 3, 2x, last 6, 2x, last at Oklahoma (1/26/19)  
**Minutes:** 42, vs. Tennessee (1/23/19)

### CAREER HIGHS

**Points:** 24, 2x, last at Oklahoma (1/26/19)  
**FG Made:** 9, 2x, last at Oklahoma (1/26/19)  
**FG Atts:** 16, vs. Tennessee (1/23/19)  
**3FG Made:** 3, 3x, last at LSU (2/20/18)  
**3FG Atts:** 6, vs. Austin Peay (11/10/17)  
**FT Made:** 12, vs. Kansas St. (12/3/17)  
**FT Atts:** 17, vs. Kansas St. (12/3/17)  
**Rebounds:** 9, vs. Texas A&M (2/24/18)  
**Assists:** 9, vs. Texas A&M (2/24/18)  
**Turnovers:** 6, 2x, last at Oklahoma (1/26/19)  
**Blocks:** 2, vs. Austin Peay (11/10/17)  
**Steals:** 4, vs. Arizona State (12/17/17)  
**Minutes:** 42, vs. Tennessee (1/23/19)

### LEE NOTEBOOK

- Tallied 21 points and tied a career high with three made threes against Tennessee. Played a career-high 42 minutes and dished out season-best seven assists.
- Scored in double figures in all but four games this season; tied a career high with 24 points at Oklahoma.
- Ranked in the top 10 in the SEC in assists per game (8th, 3.9), free throw attempts (2nd, 162) and free throws made (2nd, 114).
- Attempted 16 free throws vs. S. Carolina, which is the most by a Commodore in SEC play and third-most by a Commodore overall since 1999. His 17 free throws against Kansas State last season at Memorial Gym is second-most in the last 20 years.
- Averaging 7.4 free throw attempts per game, which is second all-time on Vanderbilt's single-season list. Clyde Lee averaged 8.1 free throw attempts per game in 1964-65. A.J. Ogilvy, Vanderbilt's all-time total attempts leader with 229 in 2007-08, averaged 6.7 attempts per game.
- Played in all 32 games as a freshman and started in 29 games. Tallied double figures in 17 games.
- First Commodore with nine assists vs. Texas A&M since Wade Baldwin IV at Miss. State, 2/16/2016. His 96 as sists was a freshman is 6th on Vanderbilt's all-time single-season freshman assist list.
- Averaged 11.7 points per game in SEC play; 10th in steals (1.2) in SEC games only.
- Scored career-high 24 points at Arizona State.
- Tied then-career high with 19 points vs. Kansas State - finished 12-17 from free-throw line. Last Commodore to make 12 free throws in a game was Luke Kornet vs. Belmont on 11/15/2016.
- 6'2 guard from Tempe, Ariz., who attended Corona Del Sol High School. Lee chose the Commodores over Louisville, Stanford, Florida State, and Nebraska.
- Averaged 22 points, five rebounds, four assists, three blocks, and three steals in his senior season at Corona Del Sol...First-team All-State selection as a junior and senior...Was a four-star prospect and the number 92-ranked player by Scout.com and the number 17 point guard by 247sports.com.
- Saben Anthonia Lee...June 23, 1999 ... Son of Anthonia "Amp" Lee and Natalie Williams...Has one brother Aubry...Plans to major in Mechanical Engineering...Advice to young people: "Have fun because at the next level it's all business."

### LEE GAME-BY-GAME (SOPHOMORE)

Opponent	M	FG-A	3P-A	FT-A	Reb	PF	A	T	B	S	PTS
N6 Winthrop*	30	6-8	0-1	0-0	6	4	5	2	0	0	12
N11 @USC*	31	3-13	0-4	3-3	2	3	3	2	1	1	9
N16 Alcorn State*	26	3-7	1-2	3-4	2	0	6	3	0	0	10
N19 Liberty*	30	4-9	0-0	9-14	3	1	2	5	0	2	17
N23 Kent State*	29	4-10	1-4	4-8	5	3	5	6	0	1	13
N27 Savannah State*	20	4-6	0-1	3-5	4	1	4	0	0	3	11
D1 vs. N.C. State*	32	3-7	0-0	9-13	1	3	3	2	0	0	15
D5 Middle Tennessee*	28	2-9	1-3	2-2	4	1	3	0	0	2	7
D17 Arizona State*	29	2-3	1-2	9-12	5	2	3	4	0	0	14
D22 @Kansas State*	22	1-5	0-3	6-6	2	1	4	3	1	0	8
D29 Tennessee State*	27	8-9	0-1	7-9	4	0	3	2	0	1	23
D31 UNC Asheville*	27	2-3	0-0	7-8	2	3	4	1	0	1	11
J5 Ole Miss*	35	3-12	0-2	3-6	5	2	5	2	0	1	9
J9 @Georgia*	28	4-9	1-1	3-3	2	2	2	2	0	2	12
J12 @Kentucky*	31	2-6	1-2	4-6	1	2	2	0	0	1	9
J16 South Carolina*	37	4-7	0-0	9-16	3	2	3	4	1	1	17
J19 Mississippi State*	38	4-9	0-0	5-8	6	2	3	2	0	0	13
J23 Tennessee*	42	5-16	3-5	8-13	4	3	7	2	0	0	21
J26 @Oklahoma*	37	9-12	2-2	4-4	8	1	3	6	1	3	24
J29 Kentucky*	38	4-9	1-3	6-9	4	0	5	3	0	0	15
F2 @Missouri*	35	4-10	0-3	7-9	1	2	7	4	0	1	15
F5 @Arkansas*	23	3-3	2-2	3-4	1	5	4	3	1	0	11
F9 Alabama											
F13 @Florida											
F16 Auburn											
F19 @Tennessee											
F23 @Alabama											
F27 Florida											
M2 @Texas A&M											
M6 Arkansas											
M9 @LSU											

### Lee's Overall Statistics at Vanderbilt

Year	GP	GS	Min	Avg	FG	FGA	Pct	3FG	3FGA	Pct	FT	FTA	Pct	Off	Def	Tot	Avg	PF	FO	Ast	TO	Blk	Stl	Pts	Avg
2017-18	32	29	857	26.8	115	249	.462	23	75	.307	85	117	.726	22	73	95	3.0	78	2	99	71	5	39	338	10.6
2018-19	22	22	674	30.6	84	182	.462	14	41	.341	114	162	.704	10	65	75	3.4	43	1	86	58	4	20	296	13.5
<b>TOTAL</b>	<b>54</b>	<b>51</b>	<b>1531</b>	<b>28.4</b>	<b>199</b>	<b>431</b>	<b>.462</b>	<b>37</b>	<b>116</b>	<b>.319</b>	<b>199</b>	<b>279</b>	<b>.713</b>	<b>32</b>	<b>138</b>	<b>170</b>	<b>3.1</b>	<b>121</b>	<b>3</b>	<b>185</b>	<b>129</b>	<b>9</b>	<b>59</b>	<b>634</b>	<b>11.7</b>

### Lee's SEC Statistics at Vanderbilt

Year	GP	GS	Min	Avg	FG	FGA	Pct	3FG	3FGA	Pct	FT	FTA	Pct	Off	Def	Tot	Avg	PF	FO	Ast	TO	Blk	Stl	Pts	Avg
2017-18	18	18	520	28.9	75	148	.507	18	46	.391	42	56	.750	11	47	58	3.2	53	2	49	43	1	22	210	11.7
2018-19	9	9	307	34.1	33	81	.407	8	18	.444	48	74	.649	3	24	27	3.0	20	1	38	22	2	6	122	13.6
<b>TOTAL</b>	<b>27</b>	<b>27</b>	<b>827</b>	<b>30.6</b>	<b>108</b>	<b>229</b>	<b>.472</b>	<b>26</b>	<b>64</b>	<b>.406</b>	<b>90</b>	<b>130</b>	<b>.692</b>	<b>14</b>	<b>71</b>	<b>85</b>	<b>3.1</b>	<b>73</b>	<b>3</b>	<b>87</b>	<b>65</b>	<b>3</b>	<b>28</b>	<b>332</b>	<b>12.3</b>

**MATTHEW MOYER****13**R-Sophomore, Forward  
6'8" 217 lbs.  
Gahanna, Ohio  
Syracuse/Kent Prep**SEASON HIGHS****Points:** 14, vs. Middle Tennessee (12/5/18)**FG Made:** 4, 2x, last vs. Middle Tennessee (12/5/18)**FG Atts:** 9, vs. Savannah St. (11/27/18)**3FG Made:** 2, 3x, last at Kentucky (1/12/19)**3FG Atts:** 5, vs. Savannah St. (11/27/18)**FT Made:** 4, 2x, last vs. S. Carolina (1/16/19)**FT Atts:** 5, vs. South Carolina (1/16/19)**Rebounds:** 8, vs. Alcorn St. (11/16/18)**Assists:** 5, vs. Savannah St. (11/27/18)**Turnovers:** 3, 2x, last vs. Miss. St. (1/19/19)**Blocks:** 2, vs. Miss. St. (1/19/19)**Steals:** 1, 3x, last at Georgia (1/19/19)**Minutes:** 24, 2x, last vs. Miss. St. (1/19/19)**CAREER HIGHS****Points:** 18, vs. UConn (12/5/17)**FG Made:** 7, vs. UConn (12/5/17)**FG Atts:** 12, vs. Buffalo (12/19/17)**3FG Made:** 2, 3x, last at Kentucky (1/12/19)**3FG Atts:** 5, vs. Savannah St. (11/27/18)**FT Made:** 4, 5x, last S. Carolina (1/16/19)**FT Atts:** 6, vs. N.C. State (2/14/18)**Rebounds:** 10, at Florida State (1/13/18)**Assists:** 5, vs. Savannah St. (11/27/18)**Turnovers:** 3, 2x, last vs. Miss. St. (1/19/19)**Blocks:** 2, 3x, last vs. Miss. St. (1/19/19)**Steals:** 3, at Florida State (1/13/18)**Minutes:** 36, vs. UConn (12/5/17)**MOYER NOTEBOOK**

✪ Played season-high 23 minutes vs. South Carolina; scored eight points and had four rebounds.

✪ Scored a Commodore-best 14 points against Middle Tennessee; scored 10 points against Tenn. State.

✪ Moyer, a transfer from Syracuse who arrived at Vanderbilt in the summer of 2018, was ruled immediately eligible by the NCAA on November 15. He will have three years of eligibility remaining with the Commodores.

✪ Has a total of 13 rebounds in two games as a Commodore.

✪ Redshirted first season at Syracuse, then averaged 3.1 points and 3.2 rebounds in 37 games with the Orange.

✪ Totaled a career-high 18 points and added eight rebounds versus Connecticut.

✪ Posted a career-high 10 rebounds and three steals at Florida State.

✪ Matthew Anthony Moyer...June 30, 1997...Son of Fred and Annette Moyer...Has one brother, Desmond Nunnery...

Plans to major in Communications...Advice to young people: "Take advantage of your opportunities."

**MOYER GAME-BY-GAME (SOPHOMORE)**

Opponent	M	FG-A	3P-A	FT-A	Reb	PF	A	T	B	S	PTS
N6 Winthrop	DNP										
N11 @USC	DNP										
N16 Alcorn State	15	2-5	1-2	0-0	8	2	2	3	0	1	5
N19 Liberty	19	2-5	1-2	0-0	5	3	1	0	1	0	5
N23 Kent State	14	0-1	0-1	2-2	3	3	1	0	1	0	2
N27 Savannah State	24	4-9	2-5	0-0	6	0	5	2	1	0	10
D1 vs. N.C. State	14	0-2	0-1	0-0	4	1	0	0	1	0	0
D5 Middle Tennessee*	20	4-6	2-3	4-4	2	2	1	1	1	0	14
D17 Arizona State*	10	0-2	0-2	0-0	0	1	0	1	0	0	0
D22 @Kansas State*	9	0-2	0-2	0-0	1	3	0	0	1	1	0
D29 Tennessee State	23	3-4	1-2	3-4	4	3	0	1	0	0	10
D31 UNC Asheville	10	1-2	0-0	1-2	3	0	1	0	1	0	3
J5 Ole Miss	8	0-0	0-0	1-2	2	0	1	1	0	0	1
J9 @Georgia	17	2-6	0-1	1-1	1	2	0	1	0	1	5
J12 @Kentucky	14	2-4	2-4	1-2	1	1	0	1	1	1	7
J16 South Carolina	23	2-4	0-1	4-5	4	4	0	1	0	0	8
J19 Mississippi State	24	2-3	0-1	2-2	4	1	0	3	2	0	6
J23 Tennessee*	14	1-2	0-1	0-0	4	4	0	0	0	1	2
J26 @Oklahoma*	11	0-4	0-2	0-2	3	0	0	0	0	0	0
J29 Kentucky	13	1-3	0-2	1-3	3	1	1	0	0	0	3
F2 @Missouri	1	0-1	0-1	0-0	0	1	0	0	0	0	0
F5 @Arkansas	10	0-2	0-0	0-0	1	1	0	0	0	0	0
F9 Alabama											
F13 @Florida											
F16 Auburn											
F19 @Tennessee											
F23 @Alabama											
F27 Florida											
M2 @Texas A&M											
M6 Arkansas											
M9 @LSU											

**Moyer's Overall Statistics**

Year	GP	GS	Min	Avg	FG	FGA	Pct	3FG	3FGA	Pct	FT	FTA	Pct	Off	Def	Tot	Avg	PF	FO	Ast	TO	Blk	Stl	Pts	Avg
2017-18*	37	20	587	15.9	45	85	.529	1	9	.111	22	41	.537	38	82	120	3.2	52	1	16	25	11	13	113	3.1
2018-19	20	5	293	14.7	26	67	.388	9	33	.273	20	29	.690	28	31	59	3.0	33	0	13	15	10	5	81	4.1
<b>TOTAL</b>	<b>57</b>	<b>25</b>	<b>880</b>	<b>15.4</b>	<b>71</b>	<b>152</b>	<b>.467</b>	<b>10</b>	<b>42</b>	<b>.238</b>	<b>42</b>	<b>70</b>	<b>.600</b>	<b>66</b>	<b>113</b>	<b>179</b>	<b>3.1</b>	<b>85</b>	<b>1</b>	<b>29</b>	<b>40</b>	<b>21</b>	<b>18</b>	<b>194</b>	<b>3.4</b>

**Moyer's SEC Statistics at Vanderbilt**

Year	GP	GS	Min	Avg	FG	FGA	Pct	3FG	3FGA	Pct	FT	FTA	Pct	Off	Def	Tot	Avg	PF	FO	Ast	TO	Blk	Stl	Pts	Avg
2018-19	9	1	124	13.8	10	25	.400	2	11	.182	10	15	.667	6	14	20	2.2	15	0	2	7	3	3	32	3.6
<b>TOTAL</b>	<b>9</b>	<b>1</b>	<b>124</b>	<b>13.8</b>	<b>10</b>	<b>25</b>	<b>.400</b>	<b>2</b>	<b>11</b>	<b>.182</b>	<b>10</b>	<b>15</b>	<b>.667</b>	<b>6</b>	<b>14</b>	<b>20</b>	<b>2.2</b>	<b>15</b>	<b>0</b>	<b>2</b>	<b>7</b>	<b>3</b>	<b>3</b>	<b>32</b>	<b>3.6</b>

**AARON NESMITH****24**Freshman, Guard/Forward  
6'6" 213 lbs.  
Charleston, S.C.  
Porter Gaud**SEASON HIGHS**

**Points:** 24, vs. Tennessee (1/23/19)  
**FG Made:** 9, vs. Tennessee (1/23/19)  
**FG Atts:** 15, vs. Tennessee (1/23/19)  
**3FG Made:** 5, vs. South Carolina (1/16/19)  
**3FG Atts:** 10, vs. South Carolina (1/16/19)  
**FT Made:** 9, at Missouri (2/2/19)  
**FT Atts:** 10, at Missouri (2/2/19)  
**Rebounds:** 13, vs. Savannah St. (11/27/18)  
**Assists:** 4, at USC (11/11/18)  
**Turnovers:** 3, 2x, last vs. Kentucky (1/29/19)  
**Blocks:** 2, 3x, last vs. Tennessee (1/23/19)  
**Steals:** 3, vs. Savannah St. (11/27/18)  
**Minutes:** 42, vs. Tennessee (1/23/19)

**CAREER HIGHS**

**Points:** 24, vs. Tennessee (1/23/19)  
**FG Made:** 9, vs. Tennessee (1/23/19)  
**FG Atts:** 15, vs. Tennessee (1/23/19)  
**3FG Made:** 5, vs. South Carolina (1/16/19)  
**3FG Atts:** 10, vs. South Carolina (1/16/19)  
**FT Made:** 9, at Missouri (2/2/19)  
**FT Atts:** 10, at Missouri (2/2/19)  
**Rebounds:** 13, vs. Savannah St. (11/27/18)  
**Assists:** 4, at USC (11/11/18)  
**Turnovers:** 3, 2x, last vs. Kentucky (1/29/19)  
**Blocks:** 2, 3x, last vs. Tennessee (1/23/19)  
**Steals:** 3, vs. Savannah St. (11/27/18)  
**Minutes:** 42, vs. Tennessee (1/23/19)

**NESMITH NOTEBOOK**

- ✪ Set new career highs in points (24), field goals made (9) and minutes (42) against Tennessee.
- ✪ Leads Commodores in scoring in SEC games only.
- ✪ Tallied 23 points against South Carolina; also made career-best five threes.
- ✪ Scored team-high 11 points in a then career-best 35 minutes at Kentucky.
- ✪ Made first start of his career at Georgia.
- ✪ Posted 20 points and career-high 13 rebounds in win over Savannah State.
- ✪ Scored 10 points, four rebounds, and four assists in win at USC.
- ✪ Nesmith posted a stellar career at Porter Gaud High School in Charleston, S.C., where he was named the state's Gatorade Player of the Year as a senior while leading his Porter Gaud teams to three straight South Carolina state titles and scoring 2,000 career points.
- ✪ One of the class of 2018's top shooters.
- ✪ Averaged 21 points, 4.5 rebounds and 1.8 assists per game as a senior...Scored 2,067 career points and was named Most Outstanding Player at both the Chick-fil-A Classic, where he made nine three pointers, and the Rotary Roundball holiday tournament.
- ✪ Three-time South Carolina Independent School Association 3A Player of the Year...Three-time honoree as All-Lowcountry player of the year by the Charleston Post and Courier.
- ✪ Aaron Joshua Nesmith...October 16, 1999...Son of Benard and Erine Nesmith...Has one brother, Eddie...Undecided in major...Advice to young people: "Always work hard and give that little extra effort when your peers are not."

**NESMITH GAME-BY-GAME (FRESHMAN)**

Opponent	M	FG-A	3P-A	FT-A	Reb	PF	A	T	B	S	PTS
N6 Winthrop	17	1-4	1-4	1-1	2	2	1	2	0	0	4
N11 @USC	21	3-6	2-5	2-2	4	2	4	0	0	0	10
N16 Alcorn State	24	2-8	1-5	2-2	7	3	1	0	1	1	7
N19 Liberty	12	0-0	0-0	2-2	4	1	0	1	0	0	2
N23 Kent State	23	1-5	1-3	2-3	6	4	2	1	0	1	5
N27 Savannah State	29	7-12	2-5	4-4	13	4	3	3	2	3	20
D1 vs. N.C. State	25	3-6	1-4	2-2	5	4	1	1	1	1	9
D5 Middle Tennessee	26	3-4	1-2	2-2	8	1	2	0	2	1	9
D17 Arizona State	27	5-10	3-5	0-2	5	3	1	0	1	0	13
D22 @Kansas State	23	0-6	0-4	0-0	5	5	1	2	0	1	0
D29 Tennessee State	21	3-7	1-4	2-2	5	4	2	0	1	0	9
D31 UNC Asheville	27	2-5	2-5	0-1	7	2	3	2	0	0	6
J5 Ole Miss	18	3-9	2-5	0-0	3	5	1	1	1	1	8
J9 @Georgia*	29	3-10	1-6	2-4	8	4	0	2	1	2	9
J12 @Kentucky*	35	5-11	1-6	0-0	5	3	1	1	0	0	11
J16 South Carolina*	35	7-14	5-10	4-4	4	3	1	0	0	0	23
J19 Mississippi State*	35	4-10	2-6	1-2	6	3	0	2	0	0	11
J23 Tennessee*	42	9-15	4-7	2-3	6	3	1	2	2	2	24
J26 @Oklahoma*	27	3-6	2-3	1-2	5	2	0	1	0	1	9
J29 Kentucky*	38	5-9	4-6	0-0	3	3	3	3	1	0	14
F2 @Missouri*	35	4-9	2-7	9-10	4	5	0	2	0	0	19
F5 @Arkansas*	34	3-10	2-6	0-0	5	4	2	2	0	2	8
F9 Alabama											
F13 @Florida											
F16 Auburn											
F19 @Tennessee											
F23 @Alabama											
F27 Florida											
M2 @Texas A&M											
M6 Arkansas											
M9 @LSU											

**Nesmith's Overall Statistics at Vanderbilt**

Year	GP	GS	Min	Avg	FG	FGA	Pct	3FG	3FGA	Pct	FT	FTA	Pct	Off	Def	Tot	Avg	PF	FO	Ast	TO	Blk	Stl	Pts	Avg
2018-19	22	9	603	27.4	76	176	.432	40	108	.370	38	48	.792	21	99	120	5.5	70	3	30	28	13	16	230	10.5
<b>TOTAL</b>	<b>22</b>	<b>9</b>	<b>603</b>	<b>27.4</b>	<b>76</b>	<b>176</b>	<b>.432</b>	<b>40</b>	<b>108</b>	<b>.370</b>	<b>38</b>	<b>48</b>	<b>.792</b>	<b>21</b>	<b>99</b>	<b>120</b>	<b>5.5</b>	<b>70</b>	<b>3</b>	<b>30</b>	<b>28</b>	<b>13</b>	<b>16</b>	<b>230</b>	<b>10.5</b>

**Nesmith's SEC Statistics at Vanderbilt**

Year	GP	GS	Min	Avg	FG	FGA	Pct	3FG	3FGA	Pct	FT	FTA	Pct	Off	Def	Tot	Avg	PF	FO	Ast	TO	Blk	Stl	Pts	Avg
2018-19	9	8	301	33.4	43	97	.443	23	59	.390	18	23	.783	12	32	44	4.9	33	2	9	15	5	7	127	14.1
<b>TOTAL</b>	<b>9</b>	<b>8</b>	<b>301</b>	<b>33.4</b>	<b>43</b>	<b>97</b>	<b>.443</b>	<b>23</b>	<b>59</b>	<b>.390</b>	<b>18</b>	<b>23</b>	<b>.783</b>	<b>12</b>	<b>32</b>	<b>44</b>	<b>4.9</b>	<b>33</b>	<b>2</b>	<b>9</b>	<b>15</b>	<b>5</b>	<b>7</b>	<b>127</b>	<b>14.1</b>



**MATT RYAN****32**Junior, Forward  
6'8" 209 lbs.  
Cortlandt Manor, N.Y.  
Notre Dame/Iona Prep**SEASON HIGHS**

**Points:** 19, vs. UNC Asheville (12/31/18)  
**FG Made:** 7, vs. UNC Asheville (12/31/18)  
**FG Atts:** 14, vs. UNC Asheville (12/31/18)  
**3FG Made:** 4, 4x, last vs. Kentucky (1/29/19)  
**3FG Atts:** 11, vs. Winthrop (11/6/18)  
**FT Made:** 5, vs. Arizona St. (12/17/18)  
**FT Atts:** 6, vs. Arizona St. (12/17/18)  
**Rebounds:** 7, vs. Liberty (11/19/18)  
**Assists:** 4, vs. Alcorn St. (11/16/18)  
**Turnovers:** 4, vs. Kentucky (1/29/19)  
**Blocks:** 1, 2x, last at Kentucky (1/12/19)  
**Steals:** 2, 2x, last vs. Miss. St. (1/19/19)  
**Minutes:** 31, vs. Kent St. (11/23/18)

**CAREER HIGHS**

**Points:** 23, vs. Chicago State (11/26/16)  
**FG Made:** 8, vs. Chicago State (11/26/16)  
**FG Atts:** 15, vs. Chicago State (11/26/16)  
**3FG Made:** 7, vs. Chicago State (11/26/16)  
**3FG Atts:** 14, vs. Chicago State (11/26/16)  
**FT Made:** 5, vs. Arizona St. (12/17/18)  
**FT Atts:** 6, vs. Arizona St. (12/17/18)  
**Rebounds:** 7, vs. Liberty (11/19/18)  
**Assists:** 4, vs. Alcorn St. (11/16/18)  
**Turnovers:** 4, vs. Kentucky (1/29/19)  
**Blocks:** 3, vs. Indiana (12/19/15)  
**Steals:** 2, 3x, last vs. Miss. St. (1/19/19)  
**Minutes:** 31, vs. Kent St. (11/23/18)

**RYAN NOTEBOOK**

- ✪ Ranked in the top 10 in the SEC in 3FG attempts (7th, 133), total 3FG made (48), and 3FG made per game (8th, 2.14).
- ✪ Made four threes in a game for fourth time this season vs. Kentucky.
- ✪ Sat out the 2017-18 season after transferring from Notre Dame, where he played in 72 games and participated in two NCAA tournaments, including an Elite Eight as a freshman in 2015-16.
- ✪ Played in all 36 games as a sophomore at Notre Dame and averaged 3.6 points per game.
- ✪ Came off the bench in the ACC semifinal victory over Florida State to score 11 points on 3-of-4 shooting from three point range.
- ✪ Scored 17 points on 5-of-7 shooting from three-point range, while collecting a season-high five rebounds, in a victory over North Carolina A&T.
- ✪ Hit first five 3FG attempts and eventually finished 7-14 from three-point range with a career-high 23 points vs. Chicago State
- ✪ Born in White Plains, New York...Son of Richard and Laurie Ryan, along with older sister, Mikela and younger brother, Michael...Was a member of National Honor Society, National Latin Honor Society and National Italian Honor Society in high school...Majoring in Economics.

**RYAN GAME-BY-GAME (JUNIOR)**

Opponent	M	FG-A	3P-A	FT-A	Reb	PF	A	T	B	S	PTS
N6 Winthrop*	30	5-12	4-11	2-3	2	2	1	0	1	0	16
N11 @USC*	26	1-6	1-4	1-2	5	2	2	1	0	0	4
N16 Alcorn State*	21	4-8	4-7	0-0	2	2	4	1	0	0	12
N19 Liberty*	28	4-9	2-5	0-0	7	3	0	1	0	0	10
N23 Kent State*	31	3-5	2-4	0-0	5	0	2	0	0	0	8
N27 Savannah State*	20	3-8	3-8	2-2	3	0	3	3	0	0	11
D1 vs. N.C. State*	21	3-9	1-5	2-2	5	0	0	3	0	1	9
D5 Middle Tennessee*	21	3-5	2-4	1-1	0	0	2	1	0	0	9
D17 Arizona State*	24	2-11	2-9	5-6	1	1	1	0	0	0	11
D22 @Kansas State*	29	4-8	4-7	2-3	4	4	0	2	0	0	14
D29 Tennessee State*	22	3-8	2-6	0-0	3	2	0	0	0	0	8
D31 UNC Asheville*	30	7-14	3-9	2-2	4	3	2	2	0	0	19
J5 Ole Miss*	28	3-7	3-5	0-0	0	2	1	1	0	2	9
J9 @Georgia*	18	1-6	1-6	0-0	1	3	1	0	0	0	3
J12 @Kentucky*	24	1-7	1-6	0-0	1	3	0	0	1	0	3
J16 South Carolina*	18	2-6	2-6	0-0	0	2	0	1	0	0	6
J19 Mississippi State*	14	1-4	1-4	0-0	1	2	0	0	0	2	3
J23 Tennessee	26	4-7	2-5	2-3	2	2	1	2	0	0	12
J26 @Oklahoma	24	3-9	1-5	0-1	5	2	1	0	1	0	7
J29 Kentucky*	27	4-10	4-9	0-0	3	2	0	4	0	0	12
F2 @Missouri	24	2-4	2-3	0-0	2	3	0	1	0	0	6
F5 @Arkansas*	21	1-5	1-5	3-3	2	2	2	1	0	0	6
F9 Alabama											
F13 @Florida											
F16 Auburn											
F19 @Tennessee											
F23 @Alabama											
F27 Florida											
M2 @Texas A&M											
M6 Arkansas											
M9 @LSU											

**Ryan's Overall Statistics**

Year	GP	GS	Min	Avg	FG	FGA	Pct	3FG	3FGA	Pct	FT	FTA	Pct	Off	Def	Tot	Avg	PF	FO	Ast	TO	Blk	Stl	Pts	Avg
2015-16*	36	4	521	14.5	60	144	.417	46	123	.374	19	24	.792	4	56	60	1.7	55	0	18	6	3	9	185	5.1
2016-17*	36	0	286	7.9	43	99	.434	36	83	.434	9	10	.900	6	26	32	0.9	29	0	14	13	1	6	131	3.6
2018-19	22	19	528	24.0	64	168	.381	48	133	.361	22	28	.786	9	49	58	2.6	42	0	23	23	3	5	198	9.0
<b>TOTAL</b>	<b>94</b>	<b>23</b>	<b>1335</b>	<b>14.2</b>	<b>167</b>	<b>411</b>	<b>.406</b>	<b>130</b>	<b>339</b>	<b>.383</b>	<b>50</b>	<b>62</b>	<b>.806</b>	<b>19</b>	<b>131</b>	<b>150</b>	<b>1.6</b>	<b>126</b>	<b>0</b>	<b>55</b>	<b>42</b>	<b>7</b>	<b>20</b>	<b>514</b>	<b>5.5</b>

**Ryan's SEC Statistics at Vanderbilt**

Year	GP	GS	Min	Avg	FG	FGA	Pct	3FG	3FGA	Pct	FT	FTA	Pct	Off	Def	Tot	Avg	PF	FO	Ast	TO	Blk	Stl	Pts	Avg
2018-19	9	7	200	22.2	19	56	.339	17	49	.347	5	6	.833	0	12	12	1.3	21	0	5	10	1	4	60	6.7
<b>TOTAL</b>	<b>9</b>	<b>7</b>	<b>200</b>	<b>22.2</b>	<b>19</b>	<b>56</b>	<b>.339</b>	<b>17</b>	<b>49</b>	<b>.347</b>	<b>5</b>	<b>6</b>	<b>.833</b>	<b>0</b>	<b>12</b>	<b>12</b>	<b>1.3</b>	<b>21</b>	<b>0</b>	<b>5</b>	<b>10</b>	<b>1</b>	<b>4</b>	<b>60</b>	<b>6.7</b>



SIMISOLA SHITTU

11

Freshman, Forward  
6'10" 240 lbs.  
Burlington, Ontario  
Vermont Academy

## SEASON HIGHS

**Points:** 21, vs. Ole Miss (1/8/19)  
**FG Made:** 9, vs. Alcorn St. (11/16/18)  
**FG Atts:** 15, 2x, last at Georgia (1/9/19)  
**3FG Made:** 1, vs. Miss. State (1/23/19)  
**3FG Atts:** 3, vs. Middle Tennessee (12/5/18)  
**FT Made:** 9, vs. Ole Miss (1/5/19)  
**FT Atts:** 15, vs. Ole Miss (1/5/19)  
**Rebounds:** 15, at USC (11/11/18)  
**Assists:** 5, vs. Savannah St. (11/27/18)  
**Turnovers:** 6, at Oklahoma (1/26/19)  
**Blocks:** 3, 2x, last vs. N.C. State (12/1/18)  
**Steals:** 3, at USC (11/11/18)  
**Minutes:** 37, vs. Arizona St. (12/17/18)

## CAREER HIGHS

**Points:** 21, vs. Ole Miss (1/8/19)  
**FG Made:** 9, vs. Alcorn St. (11/16/18)  
**FG Atts:** 15, 2x, last at Georgia (1/9/19)  
**3FG Made:** 1, vs. Miss. State (1/23/19)  
**3FG Atts:** 3, vs. Middle Tennessee (12/5/18)  
**FT Made:** 9, vs. Ole Miss (1/5/19)  
**FT Atts:** 15, vs. Ole Miss (1/5/19)  
**Rebounds:** 15, at USC (11/11/18)  
**Assists:** 5, vs. Savannah St. (11/27/18)  
**Turnovers:** 6, at Oklahoma (1/26/19)  
**Blocks:** 3, 2x, last vs. N.C. State (12/1/18)  
**Steals:** 3, at USC (11/11/18)  
**Minutes:** 37, vs. Arizona St. (12/17/18)

## SHITTU NOTEBOOK

- ✪ Tallied third double-double at Georgia (10 points, 14 rebounds).
- ✪ Scored career-high 21 points against Ole Miss; named the conference's Freshman of the Week after averaging 19 points, nine rebounds and 3.5 assists against UNC Asheville and Ole Miss.
- ✪ SEC's leading freshman rebounder.
- ✪ Scored 21 points in the SEC opener against Ole Miss, and it was the most by a Vanderbilt freshman in an SEC opener since A.J. Ogilvy scored 25 points in an 80-73 win over South Carolina at Memorial Gym on January 9, 2008.
- ✪ Ranked in top 10 in SEC in defensive rebounds per game (7th, 5.32), double doubles (10th, 3), free throw attempts (6th, 112), rebounds per game (9th, 7.1), and total rebounds (9th, 157).
- ✪ Shittu, from Burlington, Ont. and the Vermont Academy, signed his National Letter of Intent with the Commodores in November in 2017. A consensus five-star forward/center Shittu is considered one of the best frontcourt prospects to enter college basketball this season.
- ✪ Averaged 20 points, 10 rebounds and 3 assists per game on the spring and summer AAU circuit for CIA Bounce.
- ✪ Was named a McDonald's All-American in 2018, Vanderbilt's second honoree in the class of 2018 (point guard Darius Garland).
- ✪ Also a Jordan Brand honoree.
- ✪ Averaged 19.9 points and 12.7 rebounds per game for Vermont Academy in 2016-17.
- ✪ Ranked seventh-best prospect in the class of 2018 and the number-one ranked power forward by Rivals.com.
- ✪ Oluwasimisola Shittu...November 7, 1999...Son of Adesoji and Omena Shittu...Has one brother, Tayo...Undecided in major...Advice to young people: "If you put in the work, everything will take care of itself."

## SHITTU GAME-BY-GAME (FRESHMAN)

Opponent	M	FG-A	3P-A	FT-A	Reb	PF	A	T	B	S	PTS
N6 Winthrop*	32	6-12	0-1	6-9	10	3	1	1	2	2	18
N11 @USC*	26	5-12	0-0	4-7	15	5	3	3	1	3	14
N16 Alcorn State*	25	9-11	0-0	2-3	6	0	0	0	3	0	20
N19 Liberty*	28	3-5	0-0	2-5	8	4	0	2	0	0	8
N23 Kent State*	32	8-15	0-1	4-5	8	3	3	5	0	0	20
N27 Savannah State*	19	6-7	0-1	5-6	3	2	5	5	0	0	17
D1 vs. N.C. State*	33	6-12	0-2	3-5	6	3	2	3	3	1	15
D5 Middle Tennessee*	21	6-13	0-3	3-4	6	3	0	2	0	1	15
D17 Arizona State*	37	4-10	0-1	1-2	7	3	4	2	0	1	9
D22 @Kansas State*	27	3-9	0-0	4-4	7	3	2	1	0	0	10
D29 Tennessee State*	27	2-9	0-1	6-7	8	2	1	3	0	0	10
D31 UNC Asheville*	30	5-7	0-0	7-9	9	1	4	4	1	1	17
J5 Ole Miss*	33	6-9	0-0	9-15	9	2	3	1	1	1	21
J9 @Georgia*	28	5-15	0-0	0-2	14	1	3	2	1	1	10
J12 @Kentucky*	32	4-10	0-1	0-1	5	2	0	3	1	1	8
J16 South Carolina*	22	4-6	0-0	5-8	3	4	2	3	0	0	13
J19 Mississippi State*	27	2-7	1-2	2-7	5	0	2	2	0	0	7
J23 Tennessee*	35	5-11	0-1	0-1	6	4	4	4	0	1	10
J26 @Oklahoma*	23	3-9	0-3	1-1	4	1	1	6	0	0	7
J29 Kentucky*	29	0-5	0-1	0-2	6	2	1	4	0	0	0
F2 @Missouri*	18	1-2	0-0	2-4	4	2	1	0	0	1	4
F5 @Arkansas*	27	4-7	0-0	4-5	8	3	2	4	1	0	12
F9 Alabama											
F13 @Florida											
F16 Auburn											
F19 @Tennessee											
F23 @Alabama											
F27 Florida											
M2 @Texas A&M											
M6 Arkansas											
M9 @LSU											

## Shittu's Overall Statistics at Vanderbilt

Year	GP	GS	Min	Avg	FG	FGA	Pct	3FG	3FGA	Pct	FT	FTA	Pct	Off	Def	Tot	Avg	PF	FO	Ast	TO	Blk	Stl	Pts	Avg
2018-19	22	22	611	27.8	97	203	.478	1	18	.056	70	112	.625	40	117	157	7.1	53	1	44	60	13	14	265	12.0
<b>TOTAL</b>	<b>22</b>	<b>22</b>	<b>611</b>	<b>27.8</b>	<b>97</b>	<b>203</b>	<b>.478</b>	<b>1</b>	<b>18</b>	<b>.056</b>	<b>70</b>	<b>112</b>	<b>.625</b>	<b>40</b>	<b>117</b>	<b>157</b>	<b>7.1</b>	<b>53</b>	<b>1</b>	<b>44</b>	<b>60</b>	<b>13</b>	<b>14</b>	<b>265</b>	<b>12.0</b>

## Shittu's SEC Statistics at Vanderbilt

Year	GP	GS	Min	Avg	FG	FGA	Pct	3FG	3FGA	Pct	FT	FTA	Pct	Off	Def	Tot	Avg	PF	FO	Ast	TO	Blk	Stl	Pts	Avg
2018-19	9	9	251	27.9	31	72	.431	1	5	.200	22	45	.489	19	41	60	6.7	20	0	18	23	4	5	85	9.4
<b>TOTAL</b>	<b>9</b>	<b>9</b>	<b>251</b>	<b>27.9</b>	<b>31</b>	<b>72</b>	<b>.431</b>	<b>1</b>	<b>5</b>	<b>.200</b>	<b>22</b>	<b>45</b>	<b>.489</b>	<b>19</b>	<b>41</b>	<b>60</b>	<b>6.7</b>	<b>20</b>	<b>0</b>	<b>18</b>	<b>23</b>	<b>4</b>	<b>5</b>	<b>85</b>	<b>9.4</b>



JOE TOYE

2

Senior, Guard  
6'7" 210 lbs.  
Chicago, Ill.  
Whitney Young HS

## SEASON HIGHS

**Points:** 18, 2x, last at Arkansas (2/5/19)  
**FG Made:** 6, 3x, last at Arkansas (2/5/19)  
**FG Atts:** 12, vs. Ole Miss (1/5/19)  
**3FG Made:** 4, 2x, last at Arkansas (2/5/19)  
**3FG Atts:** 8, vs. Tennessee State (12/29/18)  
**FT Made:** 5, 3x, last vs. UNC Asheville (12/31/18)  
**FT Atts:** 6, 3x, last vs. UNC Asheville (12/31/18)  
**Rebounds:** 9, at USC (11/11/18)  
**Assists:** 3, vs. Winthrop (11/6/18)  
**Turnovers:** 4, at Oklahoma (1/26/19)  
**Blocks:** 3, at USC (11/11/18)  
**Steals:** 2, 2x, last vs. UNC Asheville (12/31/18)  
**Minutes:** 33, vs. Ole Miss (1/5/19)

## CAREER HIGHS

**Points:** 18, 3x, last at Arkansas (2/5/19)  
**FG Made:** 7, at Kentucky (1/30/18)  
**FG Atts:** 18, vs. Arizona State (12/17/17)  
**3FG Made:** 5, vs. Texas A&M (3/9/17)  
**3FG Atts:** 8, 2x, last vs. Tennessee State (12/29/18)  
**FT Made:** 6, 6, 2x, last at Kentucky (2/28/17)  
**FT Atts:** 7, vs. Texas A&M (2/16/17)  
**Rebounds:** 9, at USC (11/11/18)  
**Assists:** 4, 3x, last vs. Miss. State (2/14/18)  
**Turnovers:** 4, 2x, last at Oklahoma (1/26/19)  
**Blocks:** 3, at USC (11/11/18)  
**Steals:** 2, 5x, last vs. UNC Asheville (12/31/18)  
**Minutes:** 38, vs. Florida (3/10/17)

## TOYE NOTEBOOK

- ✪ Scored in double figures in 10 games this year, including a career-high tying 18 points at Arkansas.
- ✪ Scored career-high 18 points in win over Tennessee State.
- ✪ Played in all 32 games and made nine starts as a junior in 2017-18.
- ✪ Tallied a season-high 16 points on two occasions this season (at Kentucky, vs. Miss. State); tied career-highs with six rebounds and four assists against Miss. State.
- ✪ His dunk against Mississippi State on Feb. 14 was named #1 play on SportsCenter's Top 10.
- ✪ Scored 13 points, including two game-clinching free throws, vs. Florida (2/17).
- ✪ Played in all 35 games and started 13 in 2016-17. Averaged 6.4 points and 2.6 rebounds in 2016-17.
- ✪ Tallied career high 18 points in win over Texas A&M at SEC Tournament.
- ✪ Scored a then career-high 15 points at Kentucky.
- ✪ Played in 30 games in 2015-16 and averaged 3.6 points and 1.2 rebounds per game. Scored in double figures in three games.
- ✪ Tied a career high with 10 points against Tennessee at SEC Tournament. Made a career-high three three's in a career-best 23 minutes of action. Also scored 10 points in First Four game vs. Wichita State.
- ✪ Was ranked as the sixth-best player in the state of Illinois and a four-star prospect by ESPN, and was also ranked as the 113th-best prospect in the nation by Rivals.com.
- ✪ Toye and his twin sister Elizabeth are both Division I basketball players - Elizabeth plays for Florida International.
- ✪ Attended Whitney Young High School in Chicago, where he was named as a First-Team All-City selection.
- ✪ Averaged 18.0 points, 7.0 rebounds, 2.0 assists, 2.0 steals, and 1.5 blocks as a senior.
- ✪ Chose the Commodores over Iowa, Memphis, Creighton, Bradley, UIC, and Missouri.
- ✪ Recipient of the Edie and David Johnson Family Basketball Scholarship.
- ✪ Advice to youngsters: "Don't let negative influences in your life."

## TOYE GAME-BY-GAME (SENIOR)

Opponent	M	FG-A	3P-A	FT-A	Reb	PF	A	T	B	S	PTS
N6 Winthrop*	29	4-7	2-5	2-2	6	3	3	0	0	0	12
N11 @USC*	31	4-10	3-5	5-6	9	0	1	1	3	1	16
N16 Alcorn State*	25	4-9	1-6	5-6	4	1	0	1	2	1	14
N19 Liberty*	31	1-4	1-3	1-2	2	1	1	0	0	1	4
N23 Kent State*	31	6-11	0-4	3-5	6	2	1	2	1	0	15
N27 Savannah State*	13	5-6	3-3	0-0	2	3	1	0	1	1	13
D1 vs. N.C. State*	26	0-6	0-4	1-2	1	2	0	0	1	0	1
D5 Middle Tennessee*	22	2-3	0-0	2-2	3	3	0	3	0	1	6
D17 Arizona State*	23	4-8	3-4	0-0	2	3	0	0	0	2	11
D22 @Kansas State*	24	3-7	3-6	2-3	2	3	2	3	0	0	11
D29 Tennessee State*	23	6-11	4-8	2-4	3	0	0	1	1	0	18
D31 UNC Asheville*	19	2-5	0-3	5-6	2	4	0	2	0	2	9
J5 Ole Miss*	33	4-12	1-6	3-3	7	2	1	0	1	0	12
J9 @Georgia	28	2-9	0-4	2-2	0	3	1	0	0	0	6
J12 @Kentucky*	36	3-7	2-6	1-3	6	0	1	0	0	0	9
J16 South Carolina*	26	0-2	0-1	0-0	2	3	0	2	0	0	0
J19 Mississippi State*	25	3-8	1-3	0-1	1	1	1	1	0	1	7
J23 Tennessee	15	2-2	1-1	0-0	1	1	1	1	0	0	5
J26 @Oklahoma	18	0-5	0-3	0-0	2	0	0	4	0	2	0
J29 Kentucky	16	0-2	0-0	0-0	1	3	0	1	0	1	0
F2 @Missouri	23	2-4	2-4	0-0	3	2	0	1	0	0	6
F5 @Arkansas	28	6-11	4-6	2-4	4	2	0	2	0	1	18
F9 Alabama											
F13 @Florida											
F16 Auburn											
F19 @Tennessee											
F23 @Alabama											
F27 Florida											
M2 @Texas A&M											
M6 Arkansas											
M9 @LSU											

## Toye's Overall Statistics at Vanderbilt

Year	GP	GS	Min	Avg	FG	FGA	Pct	3FG	3FGA	Pct	FT	FTA	Pct	Off	Def	Tot	Avg	PF	FO	Ast	TO	Blk	Stl	Pts	Avg
2015-16	30	0	257	8.6	37	74	.500	9	21	.429	25	39	.641	7	30	37	1.2	28	0	10	13	2	6	108	3.6
2016-17	35	13	739	21.1	70	175	.400	31	78	.397	53	78	.679	21	71	92	2.6	70	2	38	44	5	14	224	6.4
2017-18	32	9	602	18.8	68	170	.400	20	76	.263	27	44	.614	17	48	65	2.0	66	3	26	42	9	9	183	5.7
2018-19	22	16	545	24.8	63	149	.423	31	85	.365	36	51	.706	17	51	68	3.1	43	0	13	25	7	14	193	8.8
<b>TOTAL</b>	<b>119</b>	<b>38</b>	<b>2143</b>	<b>18.0</b>	<b>238</b>	<b>568</b>	<b>.419</b>	<b>91</b>	<b>260</b>	<b>.350</b>	<b>141</b>	<b>212</b>	<b>.665</b>	<b>62</b>	<b>200</b>	<b>262</b>	<b>2.2</b>	<b>207</b>	<b>5</b>	<b>87</b>	<b>124</b>	<b>23</b>	<b>43</b>	<b>708</b>	<b>5.9</b>

## Toye's SEC Statistics at Vanderbilt

Year	GP	GS	Min	Avg	FG	FGA	Pct	3FG	3FGA	Pct	FT	FTA	Pct	Off	Def	Tot	Avg	PF	FO	Ast	TO	Blk	Stl	Pts	Avg
2015-16	17	0	100	5.9	11	27	.407	2	9	.222	9	13	.692	2	11	13	0.8	9	0	3	8	1	3	33	1.9
2016-17	18	9	422	23.4	42	102	.412	19	46	.413	29	45	.644	10	41	51	2.8	45	2	22	25	2	8	132	7.3
2017-18	18	1	327	18.2	39	87	.448	13	38	.342	14	21	.667	8	26	34	1.9	46	2	12	17	1	4	105	5.8
2018-19	9	4	230	25.6	22	57	.386	11	31	.355	8	13	.615	7	17	24	2.7	18	0	4	8	1	3	63	7.0
<b>TOTAL</b>	<b>62</b>	<b>14</b>	<b>1079</b>	<b>17.4</b>	<b>114</b>	<b>273</b>	<b>.418</b>	<b>45</b>	<b>124</b>	<b>.363</b>	<b>60</b>	<b>92</b>	<b>.652</b>	<b>27</b>	<b>95</b>	<b>122</b>	<b>2.0</b>	<b>118</b>	<b>4</b>	<b>41</b>	<b>58</b>	<b>5</b>	<b>18</b>	<b>333</b>	<b>5.4</b>

**YANNI WETZELL****1**

Junior, Forward/Center  
6'10" 240 lbs.  
Auckland, N.Z.  
St. Mary's (Texas)

**SEASON HIGHS**

**Points:** 15, vs. Savannah St. (11/27/18)  
**FG Made:** 5, vs. Savannah St. (11/27/18)  
**FG Atts:** 8, at Oklahoma (1/26/19)  
**3FG Made:** 2, vs. Savannah St. (11/27/18)  
**3FG Atts:** 3, vs. N.C. State (12/1/18)  
**FT Made:** 6, vs. UNC Asheville (12/31/18)  
**FT Atts:** 7, vs. UNC Asheville (12/31/18)  
**Rebounds:** 9, at Kansas St. (12/22/18)  
**Assists:** 2, 2x, last vs. Tennessee (1/23/19)  
**Turnovers:** 4, vs. Middle Tennessee (12/5/18)  
**Blocks:** 2, 4x, last at Arkansas (2/5/19)  
**Steals:** 3, vs. Tennessee State (12/29/18)  
**Minutes:** 28, vs. Ole Miss (1/5/19)

**CAREER HIGHS**

**Points:** 29, 2x, last vs. Newman (2/23/17)  
**FG Made:** 11, 3x, last vs. Panhandle St. (2/25/17)  
**FG Atts:** 19, vs. Panhandle St. (2/25/17)  
**3FG Made:** 4, vs. Midwestern St. (11/19/16)  
**3FG Atts:** 4, vs. Midwestern St. (11/19/16)  
**FT Made:** 12, vs. Okla. Christian (2/9/17)  
**FT Atts:** 13, vs. Okla. Christian (2/9/17)  
**Rebounds:** 13, vs. UA-Fort Smith (1/7/16)  
**Assists:** 5, vs. Okla. Christian (2/9/17)  
**Turnovers:** 9, vs. Rogers St. (1/28/17)  
**Blocks:** 3, 2x, last vs. Tex. A&M Int'l (1/14/17)  
**Steals:** 3, 3x, last vs. Tennessee State (12/29/18)  
**Minutes:** 42, vs. Rogers St. (12/17/16)

**WETZELL NOTEBOOK**

- ✪ Made first start as a Commodore against Tennessee State.
- ✪ Tallied season-high 16 points in win over UNC Asheville.
- ✪ Grabbed a season-best nine rebounds at Kansas State.
- ✪ Scored 12 points and had five rebounds in win over Arizona State.
- ✪ Sat out the 2017-18 season after transferring from St. Mary's (Texas), where he played in 59 games.
- ✪ Named to the All-Heartland Conference Second Team as a sophomore after averaging 15.5 points and 6.8 rebounds per game. Shot 40.9% from three for the season and 42% from three in his two-year career.
- ✪ Played and started in all 30 games for St. Mary's University as a sophomore.
- ✪ Scored a season-high 29-point effort against Newman and a 28-point effort against Panhandle State...Scored 20 or more points in six games as a sophomore and posted six double-doubles.
- ✪ Named Heartland Conference Freshman of the Year in 2015-16.
- ✪ Was a tennis player in high school, and did not begin playing basketball until he was 17.
- ✪ Starred under head coach Carl Stent at Westlake High School in New Zealand, earning the Most Improved Player as a senior. Helped his team to a No. 2 national rank. Also played for the U19 New Zealand National Team, finishing ranked No. 2.

**WETZELL GAME-BY-GAME (JUNIOR)**

Opponent	M	FG-A	3P-A	FT-A	Reb	PF	A	T	B	S	PTS
N6 Winthrop	4	0-0	0-0	0-0	0	0	0	2	0	0	0
N11 @USC	7	1-1	0-0	0-2	1	2	0	1	1	1	2
N16 Alcorn State	10	1-3	0-0	0-0	1	0	0	0	0	0	2
N19 Liberty	4	0-1	0-0	0-0	0	0	0	1	0	1	0
N23 Kent State	11	1-1	0-0	0-0	2	2	0	1	0	0	2
N27 Savannah State	23	5-7	2-2	3-4	7	1	2	2	1	1	15
D1 vs. N.C. State	13	1-5	0-3	0-2	3	2	0	0	0	0	2
D5 Middle Tennessee	17	1-3	1-2	2-2	3	1	1	4	1	2	5
D17 Arizona State	21	3-5	1-2	5-5	5	3	1	1	2	0	12
D22 @Kansas State	29	3-6	0-2	2-2	9	3	0	2	0	0	8
D29 Tennessee State*	25	1-4	0-2	2-2	0	3	0	1	1	3	4
D31 UNC Asheville*	23	5-6	0-0	6-7	6	2	1	1	2	0	16
J5 Ole Miss*	28	3-6	0-1	1-3	3	3	0	2	1	2	7
J9 @Georgia*	22	3-7	1-2	1-1	5	1	0	1	0	0	8
J12 @Kentucky	9	0-1	0-0	0-0	0	1	0	1	1	0	0
J16 South Carolina	19	0-0	0-0	2-4	6	5	1	3	0	1	2
J19 Mississippi State	13	2-5	0-2	3-4	4	2	0	3	0	0	7
J23 Tennessee*	25	2-5	0-1	0-0	3	5	2	0	0	0	4
J26 @Oklahoma*	31	1-8	0-2	2-2	4	3	0	3	0	1	4
J29 Kentucky*	15	2-5	0-1	1-2	0	5	0	1	0	1	5
F2 @Missouri*	16	2-5	1-3	0-0	3	1	0	1	2	0	5
F5 @Arkansas	16	2-4	0-0	1-2	2	0	0	0	2	1	5
F9 Alabama											
F13 @Florida											
F16 Auburn											
F19 @Tennessee											
F23 @Alabama											
F27 Florida											
M2 @Texas A&M											
M6 Arkansas											
M9 @LSU											

**Wetzell's Overall Statistics**

Year	GP	GS	Min	Avg	FG	FGA	Pct	3FG	3FGA	Pct	FT	FTA	Pct	Off	Def	Tot	Avg	PF	FO	Ast	TO	Blk	Stl	Pts	Avg
2015-16*	29	29	728	25.1	140	264	.530	3	6	.500	55	87	.632	65	97	162	5.6	99	5	25	84	8	10	338	11.7
2016-17*	30	30	939	31.3	170	339	.501	18	44	.409	106	159	.667	67	137	204	6.8	82	3	45	95	18	24	464	15.5
2018-19	22	8	381	17.3	39	88	.443	6	25	.240	31	44	.705	18	49	67	3.0	45	3	8	31	13	13	115	5.2
<b>TOTAL</b>	<b>81</b>	<b>67</b>	<b>2048</b>	<b>25.3</b>	<b>349</b>	<b>691</b>	<b>.505</b>	<b>27</b>	<b>75</b>	<b>.360</b>	<b>192</b>	<b>290</b>	<b>.662</b>	<b>150</b>	<b>283</b>	<b>433</b>	<b>5.3</b>	<b>226</b>	<b>11</b>	<b>78</b>	<b>210</b>	<b>39</b>	<b>47</b>	<b>917</b>	<b>11.3</b>

**Wetzell's SEC Statistics at Vanderbilt**

Year	GP	GS	Min	Avg	FG	FGA	Pct	3FG	3FGA	Pct	FT	FTA	Pct	Off	Def	Tot	Avg	PF	FO	Ast	TO	Blk	Stl	Pts	Avg
2018-19	9	5	163	18.1	16	38	.421	2	10	.200	9	16	.563	9	17	26	2.9	23	3	3	12	6	5	43	4.8
<b>TOTAL</b>	<b>9</b>	<b>5</b>	<b>163</b>	<b>18.1</b>	<b>16</b>	<b>38</b>	<b>.421</b>	<b>2</b>	<b>10</b>	<b>.200</b>	<b>9</b>	<b>16</b>	<b>.563</b>	<b>9</b>	<b>17</b>	<b>26</b>	<b>2.9</b>	<b>23</b>	<b>3</b>	<b>3</b>	<b>12</b>	<b>6</b>	<b>5</b>	<b>43</b>	<b>4.8</b>