

SOUTH CAROLINA

11

South Carolina Athletic Media Relations Office

Steve Fink, Media Relations Director • finksc@mailbox.sc.edu
Williams-Brice Stadium, 1125 George Rogers Blvd., Columbia, SC 29208
Office: 803-777-7987 • Cell: 803-240-5268 • Fax: 803-777-2967
Secondary Football Contact: Andrew Kitick (kitick@mailbox.sc.edu)
Secondary Football Contact/Game Notes: Wes Todd (wtodd@sc.edu)



AP **19** South Carolina (4-2, 2-2 SEC) **GAMECOCKS** **20** COACHES

Date	Opponent	Time/Result/TV
Sept. 2	SOUTHERN MISS	W, 41-13
Sept. 11	#22/19 GEORGIA *	W, 17-6
Sept. 18	FURMAN	W, 38-19
Sept. 25	at #17/14 Auburn *	L, 27-35
Oct. 9	#1 ALABAMA *	W, 35-21
Oct. 16	at Kentucky *	L, 28-31
Oct. 23	at Vanderbilt *	7 p.m. (FSN)
Oct. 30	TENNESSEE *	12:21 p.m. (SEC Network)
Nov. 6	#12/13 ARKANSAS *	TBA
Nov. 13	at #22 Florida *	TBA
Nov. 20	TROY	TBA
Nov. 27	at Clemson	TBA



Vanderbilt (2-4, 1-2 SEC)
COMMODORES

Date	Opponent	Time/Result/TV
Sept. 4	NORTHWESTERN	L, 21-23
Sept. 11	#16 LSU *	L, 3-27
Sept. 18	at Mississippi *	W, 28-14
Oct. 2	at Connecticut	L, 21-40
Oct. 9	EASTERN MICHIGAN	W, 52-6
Oct. 16	at Georgia *	L, 0-43
Oct. 23	SOUTH CAROLINA *	7 p.m. (FSN)
Oct. 30	at Arkansas *	7 p.m. (FSN)
Nov. 6	FLORIDA *	TBA
Nov. 13	at Kentucky *	TBA
Nov. 20	TENNESSEE *	TBA
Nov. 27	WAKE FOREST	TBA



Gamecocks on the Road Again, Face Vanderbilt on Saturday Night

SETTING THE STAGE

- No. 19/20 South Carolina looks to get back on the winning track as the Gamecocks head out on the road for the second straight week, facing SEC Eastern Division foe Vanderbilt on Saturday, Oct. 23, at Vanderbilt Stadium in Nashville, Tenn. The game is set for a 7 p.m. ET kickoff with a regional broadcast on Fox Sports Net.
- The Gamecocks are 4-2 (2-2 SEC) after suffering a heartbreaking 31-28 defeat at the hands of Kentucky last Saturday in Lexington, Ky. Vanderbilt enters the contest at 2-4 overall (1-2 SEC) after failing to find the end zone in a 43-0 loss at Georgia last Saturday.

THE COACHES

- South Carolina: Steve Spurrier** (Florida '67)
--Overall: 181-70-2 (21st season)
--at South Carolina: 39-40 (6th season)
--vs. Vanderbilt: 15-2 (3-2 at Carolina)
- Vanderbilt: Robbie Caldwell** (Furman '76)
--Overall: 2-4 (1st season)
--at Vanderbilt: Same
--vs. South Carolina: First Meeting

THE SERIES

This marks the 20th game in the series between South Carolina and Vanderbilt that dates back to 1961. The Gamecocks lead the all-time series 15-4, including an 8-2 mark in games played in Nashville. South Carolina won the last meeting, 14-10, in Columbia after losing the previous two meetings with the Commodores.

QUICK HITS

- Sophomore **WR Alshon Jeffery** leads the SEC and is third in the nation in receiving yards per game, averaging 115.0 yards per contest. He also leads the league with 6.7 catches per game. Jeffery needs 113 receiving yards to move into the all-time top-10 in career yardage at South Carolina.
- Junior **QB Stephen Garcia** became just the sixth player in South Carolina history to surpass the 5,000-yard career passing mark with a career-high 382 yards at Kentucky. His effort vs. the Wildcats was the eighth-best passing yardage game in Carolina history and the best since Blake Mitchell posted a 388-yard outing vs. Middle Tennessee on Nov. 18, 2006.
- Freshman **RB Marcus Lattimore** is on pace to become South Carolina's all-time leader in single-season touchdowns. In six games this year, he has scored 12 times; the single-season record is 16 by Harold Green in 1987. Lattimore is eight touchdowns shy of the SEC record for freshmen, held by Tennessee's Reggie Cobb, who scored 20 times in 1987.
- QB Stephen Garcia is second in the SEC and fifth in the nation with a pass efficiency rating of 171.0 (see chart, page 8).
- The Gamecocks lead the Southeastern Conference and are ranked No. 2 in the nation with 22 sacks (3.67 per game).
- South Carolina has scored on 21-of-23 red zone possessions this year, scoring touchdowns on 19 occasions. The Gamecocks lead the SEC in red zone offense and are 13th in the nation at 91.3%.
- On the same token, the Gamecock defense has allowed 16 scores in 24 tries by opposing offenses (66.7%), with only eight touchdowns. That number leads the SEC and ranks ninth in the nation as well.

ON THE AIR

Regional TV: FSN

Play-by-Play: Rich Waltz
Analyst: Tim Couch
Sideline: Jenn Hildreth



Radio

Gamecock Radio Network
Flagship: WNKT 107.5 FM
Play-by-Play: Todd Ellis
Analyst: Tommy Suggs
Sideline: Terry Cousin



XM Satellite Radio

Vanderbilt Feed: Channel 200
Sirius "Best of XM": Channel 220



Replay

SportSouth - 8 p.m., Oct. 24
Play-by-Play: Andy Demetra
Analyst: Brad Muller



PLAYERS TO WATCH



Alshon Jeffery

#1 • So. • WR

- 100+ receiving yards in 4 out of 6 games this season
- Leads SEC in rec.

yards/game and receptions/game
• Has seven career 100+ yard games



Stephen Garcia

#5 • Jr. • QB

- Became 6th QB in SC history to top 5,000 career pass yds
- Is 5th in the nation

in passing efficiency at 171.0
• Career-best 382 pass yards at Kentucky



DeVonte Holloman

#21 • So. • SS

- 40 tackles through first six games.
- Forced two turnovers (1 interception,

1 fumble) in the first two games
• T-18th in SEC in tackles/game

South Carolina Athletic Media Relations

Main Phone: 803-777-5204
Office Fax: 803-777-2967
Web Site: GamecocksOnline.com

Mailing Address:

Athletic Media Relations
 Williams-Brice Stadium
 1125 George Rogers Blvd.
 Columbia, SC 29208

Steve Fink (finksc@mailbox.sc.edu)
 Media Relations Director
 Football

Emily Feeney (efeeney@mailbox.sc.edu)
 Asst. Media Relations Director
 Men's Basketball/Men's Soccer

Matt Freed (mfreed@mailbox.sc.edu)
 Asst. Media Relations Director
 Women's Tennis/Website/Video

Andrew Kitick (kitick@mailbox.sc.edu)
 Asst. Media Relations Director
 Baseball/Football

Diana Koval (dkoval@mailbox.sc.edu)
 Asst. Media Relations Director
 Women's Basketball/Men's Tennis/Credentials

Koby Padgett (kpadgett@sc.edu)
 Asst. Media Relations Director
 Volleyball/Softball

Wes Todd (wtodd@sc.edu)
 Asst. Media Relations Director
 Swimming & Diving/M&W Golf/Football Notes

Miquel Jacobs (jacobsm2@mailbox.sc.edu)
 Media Relations Assistant
 Women's Soccer/Cross Country/Track & Field

Cory Burkarth (burkarth@mailbox.sc.edu)
 Media Relations Graduate Assistant
 Equestrian/Video

Student Assistants

Michael Brasfield, Michael Holt, Isaac Lestienne,
 Megan Mabry, Patrick Moree, Ryan Pederson,
 Bryan Powell, Bernice Woodard

MEDIA INFORMATION

Steve Spurrier Interview Opportunities

Post-Practice

Head Coach Steve Spurrier addresses the media following practices on Wednesday and Thursday on the "Proving Grounds" practice fields (location subject to change in the event of inclement weather).

Sunday Teleconference

Coach Spurrier participates in a conference call for media each Sunday at 2 p.m. The call lasts for approximately 20 minutes and can be accessed by dialing 800-793-6775. Please contact media relations director Steve Fink for the passcode.

Tuesday Press Conference

Coach Spurrier will meet with media members in the Williams-Brice Stadium media room (old defensive team meeting room) at 12 p.m. each Tuesday during game weeks. The media opportunity lasts approximately 30 minutes.

Wednesday SEC Teleconference

The weekly SEC teleconference begins at 11 a.m. each Wednesday with each SEC coach available for 10 minutes. Steve Spurrier begins at 11:10 a.m. ET. Contact the SEC Media Relations Office for the telephone number.

11 a.m. - Les Miles, LSU

11:10 a.m. - Steve Spurrier, South Carolina

11:20 a.m. - Urban Meyer, Florida

11:30 a.m. - Robbie Caldwell, Vanderbilt

11:40 a.m. - Derek Dooley, Tennessee

11:50 a.m. - Nick Saban, Alabama

Noon - Bobby Petrino, Arkansas

12:10 p.m. - Houston Nutt, Ole Miss

12:20 p.m. - Mark Richt, Georgia

12:30 p.m. - Dan Mullen, Mississippi State

12:40 p.m. - Gene Chizik, Auburn

12:50 p.m. - Joker Phillips, Kentucky

Post-Game

Following a 10-minute cooling-off period, Coach Spurrier will address the media at the conclusion of home games in the Williams-Brice Stadium media room, located under the West Stands across from the Media Relations Office, and in the designated interview area at road venues.

Satellite Coordinates

The Steve Spurrier press conference is available via satellite every Tuesday from 16:00-16:30 (4-4:30 p.m. ET). Coordinates are as follows: Galaxy 28, Transponder C15, Downlink 4000 MHz (V).

Asst. Coach Interview Opportunities

Monday Post-Practice

Defensive assistant coaches are available upon request following Monday's practices.

Wednesday Post-Practice

Offensive assistant coaches are available upon request following Wednesday's practices.

Thursday Post-Practice

Assistant Head Coach Ellis Johnson will be available following Thursday's practices.

Post-Game

Assistant Head Coach Ellis Johnson will address the media following Coach Spurrier's press conference in the Williams-Brice Stadium Media Room for home games and in the designated interview area at road venues. Other assistant coaches may be made available by request.

Player Interview Opportunities

All interviews are to be coordinated through the Media Relations Office. This allows the staff to arrange the interview when it best suits the student-athlete's and the reporter's schedules. Please contact the Media Relations Office in advance to make your interview requests. Media are not permitted to contact student-athletes on their own at any time.

Post-Practice

Requested and approved players will be available following practices on Mondays and Wednesdays during game weeks. Requests are due to Media Relations Director Steve Fink by 11 a.m. on practice days. Players will only be available once per week. Players who participate in Tuesday's weekly press conference will not be available following Wednesday's practice. Players are not available after Wednesday. No interviews will take place prior to practice on the practice fields.

Tuesday Press Conference

Up to four players will be available between 11:30 a.m. and 1 p.m. in the Williams-Brice Stadium Media Room prior to and following Coach Spurrier's press conference.

Post-Game

Requested players will be available following Coach Spurrier's press conference in the Williams-Brice Stadium Media Room after home games and in the designated interview area at road venues.

SOUTH CAROLINA MEDIA SERVICES - VANDERBILT WEEK

Sun. 10/17	Mon. 10/18	Tues. 10/19	Wed. 10/20	Thurs. 10/21	Fri. 10/22	Sat. 10/23
<ul style="list-style-type: none"> Coach Spurrier teleconference 2 p.m. 	<ul style="list-style-type: none"> Practice 7 p.m. (Defensive players and coaches available after practice) 	<ul style="list-style-type: none"> Media Day/press conference: Coach Spurrier 12 p.m., players before and after Spurrier Practice 4:15 p.m. (no availability) 	<ul style="list-style-type: none"> SEC Teleconference 11 a.m. (Spurrier - 11:10) Practice 4:15 p.m. (Offensive players and coaches available after practice) Last opportunity for player interviews 	<ul style="list-style-type: none"> Practice 4 p.m. (Coach Spurrier & Coach Johnson available after practice) Carolina Calls, 7 p.m. (Wild Wing Cafe in the Vista) 	<p>Team Travels to Nashville, Tenn.</p> <p>No Media Availability</p>	<p>GAMECOCKS at VANDERBILT 7 p.m. ET - FSN</p>

A South Carolina win over Vanderbilt would...

- * Snap a seven-game losing streak in SEC road games (last win was at Kentucky in 2008).
- * Improve Steve Spurrier's all-time record against Vanderbilt to 16-2 (4-2 at Carolina, 10-0 at Florida, 2-0 at Duke).
- * Move South Carolina to 5-2 for the third straight year.
- * Give South Carolina a 3-2 record as a ranked team this season, the best mark since 2007.
- * Give Steve Spurrier his 40th win as South Carolina head coach, making him just the fourth coach in school history to reach that total (Rex Enright, Jim Carlen, Paul Dietzel).

THIS WEEK'S OPPONENT: VANDERBILT

The Vanderbilt Commodores, at 2-4 overall and 1-2 in the Southeastern Conference, are in their first year under head coach Robbie Caldwell. Caldwell was named head coach in July after the retirement of Bobby Johnson, under whom Caldwell had served as an assistant for eight seasons. Last year, Vanderbilt finished 2-10 overall, 0-8 in SEC play.

GAMECOCKS AND COMMODORES

- This is the 20th all-time meeting between Vanderbilt and South Carolina, with the Gamecocks holding a 15-4 edge, including an 8-2 mark in games played in Nashville and a 7-2 edge when facing VU in Columbia.
- South Carolina won last season in Columbia after losing two in a row to the Commodores in 2007 and 2008.
- The teams first met in 1961, the only meeting between the schools before South Carolina joined the SEC prior to the 1992 season. The Gamecocks won that meeting at Nashville's Dudley Field, 23-7, and proceeded to win the first seven meetings between the schools. Vanderbilt won in 1998, 1999, 2007 and 2008.
- Of Division I FBS opponents against whom the Gamecocks have at least 10 all-time meetings, Carolina has its best winning percentage against Vanderbilt at .789.

TIES WITH VANDERBILT

- South Carolina has no players from the state of Tennessee, but Vanderbilt has four from the Palmetto State - DE Terrial Brandon (Spartanburg), OG Kyle Fischer (Columbia), PK Ryan Fowler (Taylors) and OL Logan Stewart (Boiling Springs).
- Four Vanderbilt coaches are South Carolina natives. Head coach Robbie Caldwell is a native of Pageland, tight ends/special teams coordinator Ted Cain is a native of Aiken, offensive coordinator Jimmy Kiser is from Rock Hill, and running backs coach Des Kitchens hails from Wagener.

SPURRIER VS. VANDERBILT

South Carolina head coach **Steve Spurrier** owns a 15-2 all-time record against Vanderbilt, including a 3-2 mark as head coach at South Carolina. He was a perfect 10-0 against the Commodores while head coach at Florida from 1990-2001, and bested Vanderbilt twice in 1987 and 1988 while head coach at Duke.

SPURRIER VS. CALDWELL

This is the first meeting between Steve Spurrier and Robbie Caldwell as head coaches. The two have been on opposite

sidelines before, with Spurrier as head coach at Duke (1987-89) and Caldwell as an assistant at North Carolina State (1986-1999). Spurrier was 1-1-1 against the Wolfpack while at Duke, falling 47-45 in 1987, fighting to a 43-43 tie in 1988 and winning 35-26 in 1989 en route to the ACC Championship.

OPENING STATEMENT

South Carolina has been at its best in the first half, outscoring opponents 128-48 in the first two quarters, including a 70-16 edge in the opening stanza. This is a stark contrast from last season, when the Gamecocks were outscored 162-134 in the opening half, including an 81-65 deficit in the first quarter. In 2009, the Gamecocks' best quarter was the third as they held an 87-39 scoring advantage; this year, the Gamecocks have controlled the third quarter by a 34-29 count.

IT'S BEEN A WHILE

The Gamecocks seek to snap a seven-game losing streak at SEC road venues, dating back to the 2008 season. That year, Carolina lost its final road SEC game at Florida, then went winless at Georgia, Alabama, Tennessee and Arkansas in 2009. This year, the Gamecocks are 0-2 away from home, falling at Auburn and Kentucky. The last road win in conference play for the Gamecocks came on Oct. 11, 2008, with a 24-17 victory at Kentucky's Commonwealth Stadium.

HOME FIELD ADVANTAGE

The Gamecocks have an all-time record of 250-177-14 (.583) at Williams-Brice Stadium since its original construction as Carolina Stadium in 1934. Under Steve Spurrier, the Gamecocks are 26-12 (.684) on their home field. South Carolina has won five in a row at home and 12 of its last 13, dating back to a victory over Tennessee on Nov. 1, 2008. In that 13-game stretch, Carolina has outscored its opponents 372-203, with an average margin of victory of 13 points per game.

SEEING RED

South Carolina has been the best in the league in the red zone, ranking first in the SEC in both red zone offense and defense. Offensively, the Gamecocks are 21-for-23 in red zone opportunities, scoring 19 touchdowns along with two field goals. Conversely, the Gamecock defense has allowed just 16 scores in 24 opportunities, with eight of the 16 being field goals. South Carolina was the last team in the country to allow a red zone touchdown this season.

2010 SEC STANDINGS**EASTERN DIVISION**

	SEC	PCT.	PF	PA	ALL	PCT.	PF	PA
S. Carolina	2-2	.500	107	93	4-2	.667	186	125
Florida	2-3	.400	121	105	4-3	.571	193	131
Georgia	2-3	.400	126	86	3-4	.429	208	122
Vanderbilt	1-2	.333	31	84	2-4	.333	125	153
Kentucky	1-3	.250	114	155	4-3	.571	247	209
Tennessee	0-3	.000	45	88	2-4	.333	140	165

WESTERN DIVISION

	SEC	PCT.	PF	PA	ALL	PCT.	PF	PA
Auburn	4-0	1.000	154	118	7-0	1.000	285	171
LSU	4-0	1.000	105	53	7-0	1.000	187	101
Alabama	3-1	.750	99	71	6-1	.857	233	90
Miss. State	2-2	.500	55	65	5-2	.714	200	112
Arkansas	1-2	.333	94	113	4-2	.667	193	140
Ole Miss	1-2	.333	66	86	3-3	.500	196	186

Last Week in the SEC**Saturday, October 16**

Georgia 43, Vanderbilt 0
 Auburn 65, Arkansas 43
 Kentucky 31, South Carolina 28
 LSU 32, McNeese State 10
 Mississippi State 10, Florida 7
 Alabama 23, Mississippi 10
Idle: Tennessee

This Week in the SEC**Saturday, October 23**

Mississippi at Arkansas, 12:21 p.m., SEC Network
 LSU at Auburn, 3:30 p.m., CBS
 South Carolina at Vanderbilt, 7 p.m., FSN
 UAB at Mississippi State, 7 p.m., ESPN
 Alabama at Tennessee, 7 p.m., ESPN
 Georgia at Kentucky, 7:30 p.m., CSS
Idle: Florida

Next Week in the SEC**Saturday, October 30**

Tennessee at South Carolina, 12:21 p.m., SEC Network
 Florida vs. Georgia (at Jacksonville, Fla.), 3:30 p.m., CBS
 Auburn at Mississippi, 6 p.m., ESPN2
 Kentucky at Mississippi State, 7 p.m., ESPN
 Vanderbilt at Arkansas, 7 p.m., FSN
Idle: Alabama, LSU

Note: All times Eastern

In Memory of Kenny McKinley • 1987-2010

South Carolina's football family was stunned and saddened upon learning of the passing of former Gamecock standout wide receiver Kenny McKinley.

McKinley, 23, died Sept. 20 in Denver, Colo. He was drafted by the Denver Broncos in the fifth round of the 2009 NFL Draft and appeared in eight games for the Broncos in 2009 before being placed on injured reserve with a knee injury. He was back on IR in 2010 after another preseason knee injury.

McKinley finished his South Carolina career as the school's all-time leader in both career receptions (207) and career receiving yards (2,781). He also set a school record by catching a pass in 43 straight games from 2005-08. He scored 19 touchdowns during his Gamecock career.

South Carolina has worn a black decal with McKinley's #11 on its helmets in each game since McKinley's death.



South Carolina in the Polls

Week	Coaches	AP	Harris	BCS
Preseason	RV	RV	--	--
Week 1	25	24	--	--
Week 2	16	13	--	--
Week 3	15	12	--	--
Week 4	22	20	--	--
Week 5	20	19	--	--
Week 6	12	10	11	--
Week 7	20	19	21	21
Week 8				
Week 9				
Week 10				
Week 11				
Week 12				
Week 13				
Week 14				
Final				

Associated Press**Poll (Week 7)**

1. Oregon	6-0
2. Boise State	6-0
3. Oklahoma	6-0
4. TCU	7-0
5. Auburn	7-0
6. LSU	7-0
7. Alabama	6-1
8. Michigan State	7-0
9. Utah	6-0
10. Wisconsin	6-1
11. Ohio State	6-1
12. Stanford	5-1
13. Iowa	5-1
14. Nebraska	5-1
15. Arizona	5-1
16. Florida State	6-1
17. Oklahoma State	6-0
18. Missouri	6-0
19. South Carolina	4-2
20. West Virginia	5-1
21. Arkansas	4-2
22. Texas	4-2
23. Virginia Tech	5-2
24. Mississippi St.	5-2
25. Miami (Fla.)	4-2

USA Today Coaches**Poll (Week 7)**

1. Oregon	6-0
2. Boise State	6-0
3. Oklahoma	6-0
4. TCU	7-0
5. Auburn	7-0
6. LSU	7-0
7. Alabama	6-1
8. Michigan State	7-0
9. Utah	6-0
10. Ohio State	6-1
11. Wisconsin	6-1
12. Iowa	5-1
13. Nebraska	5-1
14. Stanford	5-1
15. Oklahoma State	6-0
16. Missouri	6-0
17. Florida State	6-1
18. Arizona	5-1
19. West Virginia	5-1
20. South Carolina	4-2
21. Arkansas	4-2
22. Texas	4-2
23. Virginia Tech	5-2
24. Mississippi St.	5-2
25. Miami (Fla.)	4-2

Harris Poll**(Week 7)**

1. Oregon	6-0
2. Boise State	6-0
3. TCU	7-0
4. Oklahoma	6-0
5. Auburn	7-0
6. LSU	7-0
7. Alabama	6-1
8. Michigan State	7-0
9. Utah	6-0
10. Ohio State	6-1
11. Wisconsin	6-1
12. Iowa	5-1
13. Stanford	5-1
14. Nebraska	5-1
15. Oklahoma State	6-0
16. Missouri	6-0
17. Florida State	6-1
18. Arizona	5-1
19. West Virginia	5-1
20. Arkansas	4-2
21. South Carolina	4-2
22. Texas	4-2
23. Virginia Tech	5-2
24. Miami (Fla.)	4-2
T25. Kansas State	5-1
T25. Nevada	6-1

BCS Standings
(Week 7)

1. Oklahoma	6-0
2. Oregon	6-0
3. Boise State	6-0
4. Auburn	7-0
5. TCU	7-0
6. LSU	7-0
7. Michigan State	7-0
8. Alabama	6-1
9. Utah	6-0
10. Ohio State	6-1
11. Missouri	6-0
12. Stanford	5-1
13. Wisconsin	6-1
14. Oklahoma State	6-0
15. Iowa	5-1
16. Nebraska	5-1
17. Florida State	6-1
18. Arizona	5-1
19. Texas	4-2
20. West Virginia	5-1
21. South Carolina	4-2
22. Kansas State	5-1
23. Arkansas	4-2
24. Mississippi St.	5-2
25. Virginia Tech	5-2

NATIONAL RANKINGS - RED ZONE OFFENSE

Top Teams	Scores	Drives	Pct	TD	FG
1. Memphis	9	9	100.0	5	4
2. Oklahoma State	27	28	96.4	20	7
3. East Carolina	24	25	96.0	18	6
4. Illinois	18	19	94.7	9	9
5. Southern Cal	27	29	93.1	23	4
6. Ohio State	35	38	92.1	25	10
7. Arkansas State	24	26	92.3	19	5
7. Connecticut	24	26	92.3	16	8
9. Stanford	34	37	91.9	25	9
10. California	22	24	91.7	17	6
10. North Carolina	22	24	91.7	16	6
12. TCU	32	35	91.4	28	4
13. South Carolina	21	23	91.3	19	2

GAMECOCKS AS A RANKED TEAM

Under Steve Spurrier, the Gamecocks have been a ranked team heading into 20 contests. Carolina is 9-11 in those opportunities when appearing in the national rankings. In home games, Carolina is 8-3 when ranked under Spurrier, including a 5-0 mark at home over the last two seasons. Carolina is 1-8 in road contests as a ranked squad.

2010 (3-2)

Sept. 11 - #24 Carolina 17, #22 Georgia 6 (Columbia)
 Sept. 18 - #13 Carolina 38, Furman 19 (Columbia)
 Sept. 25 - #14 Auburn 35, #12 Carolina 27 (Auburn)
 Oct. 9 - #19 Carolina 35, #1 Alabama 21 (Columbia)
 Oct. 16 - Kentucky 31, #10 Carolina 28 (Lexington)

2009 (2-2)

Oct. 10 - #25 Carolina 28, Kentucky 26 (Columbia)
 Oct. 17 - #2 Alabama 20, #22 Carolina 6 (Tuscaloosa)
 Oct. 24 - #23 Carolina 14, Vanderbilt 10 (Columbia)
 Oct. 31 - Tennessee 31, #21 Carolina 13 (Knoxville)

2008 (0-2)

Sept. 4 - Vanderbilt 24, #24 Carolina 17 (Nashville)
 Nov. 15 - #3 Florida 56, #24 Carolina 6 (Gainesville)

2007 (4-4)

Sept. 15 - #17 Carolina 38, S.C. State 3 (Columbia)
 Sept. 22 - #2 LSU 28, #12 Carolina 16 (Baton Rouge)
 Sept. 29 - #16 Carolina 38, Miss. State 21 (Columbia)
 Oct. 4 - #11 Carolina 38, #8 Kentucky 23 (Columbia)
 Oct. 13 - #7 Carolina 21, North Carolina 15 (Chapel Hill)
 Oct. 20 - Vanderbilt 17, #6 Carolina 6 (Columbia)
 Oct. 27 - Tennessee 27, #15 Carolina 24 (OT) (Knoxville)
 Nov. 3 - Arkansas 48, #23 Carolina 36 (Fayetteville)

2006 - Not ranked**2005 (0-1)**

Nov. 19 - Clemson 13, #19 Carolina 9 (Columbia)

GAMECOCKS AGAINST RANKED FOES

In the Spurrier Era, South Carolina is 9-16 against opponents ranked in either the AP or Coaches' Top 25. Of the 16 losses, 10 have been by eight points or less. Here is a year-by-year breakdown:

2010 (2-1)

Sept. 11 - #24 Carolina 17, #19 Georgia 6 (Columbia)
 Sept. 25 - #14 Auburn 35, #12 Carolina 27 (Auburn)
 Oct. 9 - #19 Carolina 35, #1 Alabama 21 (Columbia)

2009 (2-3)

Sept. 12 - #21 Georgia 41, Carolina 37 (Athens)

SPURRIER IN ELITE COMPANY

Head coach Steve Spurrier is one of just four coaches to record 100 or more wins as an SEC coach against SEC competition (he also has three wins against SEC teams while coaching at Duke). With the win over Alabama, he now ranks second all-time among SEC coaches in conference victories. Here is how he stacks up against some of the other great coaches in SEC history:

Coach	School(s)	Wins
1. Paul "Bear" Bryant	Kentucky/Alabama	159
2. Steve Spurrier	Florida/South Carolina	107
3. John Vaught	Mississippi	106
4. Vince Dooley	Georgia	105
5. "Shug" Jordan	Auburn	98
Phillip Fulmer	Tennessee	98

Sept. 24 - Carolina 16, #4 Ole Miss 10 (Columbia)
 Oct. 17 - #2 Alabama 20, #22 Carolina 6 (Tuscaloosa)
 Nov. 14 - #1 Florida 24, Carolina 14 (Columbia)
 Nov. 28 - Carolina 34, #15 Clemson 17 (Columbia)

2008 (0-3)

Sept. 13 - #2 Georgia 14, Carolina 7 (Columbia)
 Oct. 18 - #13 LSU 24, Carolina 17 (Columbia)
 Nov. 15 - #3 Florida 56, #24 Carolina 6 (Gainesville)

2007 (2-3)

Sept. 8 - Carolina 16, #11 Georgia 12 (Athens)
 Sept. 22 - #2 LSU 28, #12 Carolina 16 (Baton Rouge)
 Oct. 4 - #11 Carolina 38, #8 Kentucky 23 (Columbia)
 Nov. 10 - #17 Florida 51, Carolina 31 (Columbia)
 Nov. 24 - #15 Clemson 23, Carolina 21 (Columbia)

2006 (1-5)

Sept. 9 - #12 Georgia 18, Carolina 0 (Columbia)
 Sept. 28 - #2 Auburn 24, Carolina 17 (Columbia)
 Oct. 28 - #8 Tennessee 31, Carolina 24 (Columbia)
 Nov. 4 - #12 Arkansas 26, Carolina 20 (Columbia)
 Nov. 11 - #6 Florida 17, Carolina 16 (Gainesville)
 Nov. 25 - Carolina 31, #24 Clemson 28 (Clemson)

2005 (2-1)

Sept. 10 - #9 Georgia 17, Carolina 15 (Athens)
 Oct. 29 - Carolina 16, #23 Tennessee 15 (Knoxville)
 Nov. 12 - Carolina 30, #12 Florida 22 (Columbia)

WINNING MORE OFTEN

The Gamecocks have posted six consecutive seasons of at least a .500 record, going 6-5 in 2004, 7-5 in 2005, 8-5 in 2006, 6-6 in 2007, and 7-6 in both 2008 and 2009. If the Gamecocks get to that .500 mark this season, it will equal a school-record stretch from 1928-34 in which the Gamecocks had seven straight winning seasons.

Tracking the 2010 Opponents

Opponent (Date vs. Carolina)	W-L	Last Game	Next Game
Southern Miss (9/2)	5-2	Southern Miss 41, Memphis 19	UAB (10/30)
Georgia (9/11)	3-4	Georgia 43, Vanderbilt 0	at Kentucky (10/23)
Furman (9/18)	4-2	Furman 27, Samford 10	Chattanooga (10/23)
at Auburn (9/25)	7-0	Auburn 65, Arkansas 43	LSU (10/23)
Alabama (10/9)	6-1	Alabama 23, Mississippi 10	at Tennessee (10/23)
at Kentucky (10/16)	4-3	Kentucky 31, South Carolina 28	Georgia (10/23)
at Vanderbilt (10/23)	2-4	Georgia 43, Vanderbilt 0	South Carolina (10/23)
Tennessee (10/30)	2-4	Georgia 41, Tennessee 14	Alabama (10/23)
Arkansas (11/6)	4-2	Auburn 65, Arkansas 43	Mississippi (10/23)
at Florida (11/13)	4-3	Mississippi State 10, Florida 7	vs. Georgia (10/30)
Troy (11/20)	4-2	Troy 31, La.-Lafayette 24	at Louisiana-Monroe (10/30)
at Clemson (11/27)	3-3	Clemson 31, Maryland 7	Georgia Tech (10/23)
Opponents' Overall Record	48-30	(.615)	



GAMECOCKS VS. NUMBER 1

With the Oct. 9 win over No. 1 Alabama, the Gamecocks are now 1-4 all-time against the nation's No. 1 team. Alabama was only the second No. 1-ranked team to visit Williams-Brice Stadium, joining 2009's top-ranked Florida Gators. Carolina's three prior meetings with the nation's top-ranked squad were on the road.

Year	Opponent	Location	Result
2010	Alabama	Columbia	W, 35-21
2009	Florida	Columbia	L, 14-24
1996	Florida	Gainesville	L, 25-52
1991	Florida State	Tallahassee	L, 10-38
1955	Maryland	College Park	L, 0-27

MARVELOUS MARCUS

So much for freshman jitters. In five games, freshman tailback **Marcus Lattimore** has rushed for 538 yards on 122 carries and caught 12 passes for 214 yards, scoring 12 of South Carolina's 24 offensive touchdowns on the season. For some perspective:

- Lattimore needs 310 more rushing yards over the final six games to become the Gamecocks' all-time leading freshman, surpassing an 848-yard season by **Thomas Dendy** in 1982.
- With 8 more touchdowns this season, Lattimore would become the SEC's all-time leading freshman in touchdowns scored, surpassing Tennessee's Reggie Cobb with 20 touchdowns in 1990.
- Lattimore's 37 carries vs. Georgia were the third-most in a single game in school history (**Ron Bass** - 39 vs. North Carolina, 1974).
- His 182 yards vs. Georgia ranked as the 15th-best game in school history, tying **Steve Wadiak's** 182-yard effort against George Washington on Oct. 27, 1950.
- Only **Brandon Bennett**, with a 278-yard outburst against East Tennessee State on Oct. 5, 1991, ran for more yards in one game as a freshman. Bennett's mark also stands as the all-time school record.
- The names ahead of Lattimore in the all-time single-game rushing totals read like a who's who of backs at South Carolina - **Brandon Bennett, Jeff Grantz, Steve Wadiak, George Rogers, Derek Watson, Ron Bass, Duce Staley**.
- It was the 12th game of last year before a Carolina back amassed more than 107 carries (**Kenny Miles** had 111 following the Clemson game).
- Not until after the Clemson game last year (end of regular season) did a Carolina running back have 538 rushing yards (**Kenny Miles** eclipsed that total vs. the Tigers).
- With 12 total touchdowns through six games, Lattimore is on pace to become South Carolina's all-time leader in single-season touchdowns. He needs just four more to tie **Harold**

PLAYING AND BEATING THE BEST

South Carolina's best win over a ranked opponent came on Oct. 9, 2010, as the Gamecocks knocked off No. 1 Alabama, 35-21, at Williams-Brice Stadium. It surpassed a win in the 1981 season when it knocked off No. 3 North Carolina by a 31-13 score.

Date	Opponent	Rank	Score
10/9/10	vs Alabama	1	35-21
10/24/81	at North Carolina	3	31-13
09/24/09	vs Ole Miss	4	16-10
09/24/88	vs Georgia	6	23-10
10/04/07	vs Kentucky	8	38-23
11/21/87	vs Clemson	8	20-7
11/14/53	at West Virginia	8	20-14
09/09/00	vs Georgia	9	21-10
10/23/58	vs Clemson	10	26-6
09/08/07	at Georgia	11	16-12
11/10/84	vs Florida State	11	38-26
11/12/05	vs Florida	12	30-22
09/29/84	vs Georgia	12	17-10

Green, who had 16 scores during the 1987 season.

CAROLINA TOP 10 - RUSH ATTEMPTS

Here is the list of South Carolina's top 10 single-game rush attempt totals:

Player	Date	Opponent	Total
1. Ron Bass	10/26/74	North Carolina	39
2. George Rogers	11/15/80	Wake Forest	38
3. Marcus Lattimore	9/11/10	Georgia	37
4. George Rogers	9/27/80	Michigan	36
George Rogers	10/11/80	Duke	36
6. George Rogers	11/1/80	Georgia	35
George Rogers	10/6/79	Oklahoma St.	35
8. Earl Clary	10/19/33	Clemson	33
Warren Muir	9/23/67	North Carolina	33
Mike Dingle	9/22/90	Virginia Tech	33
Duce Staley	10/5/96	Auburn	33

WELCOME TO COLLEGE FOOTBALL

• A total of 22 Gamecocks made their first career appearances on Sept. 2 vs. Southern Miss:

Offense

QB Andrew Clifford
FB Jacob Baker
WR Lamar Scruggs
WR Ace Sanders
QB/H Seth Strickland
QB Connor Shaw
WR DeAngelo Smith
RB Marcus Lattimore
FB Matt Coffee
OL A.J. Cann
OL Ronald Patrick
OL Rokevious Watkins
OL Steven Singleton
OL Cody Gibson
WR DeMario Bennett

Defense/Special Teams

DB Jared Shaw
DB Corey Addison
DB Chaun Gresham
LB Qua Gilchrist
PK Joey Scribner-Howard
DT Byron Jerideau
DB Marty Markett
CB Jimmy Legree
LB Billy Byrne

- One Gamecock appeared for the first time against Georgia when PK Jay Wooten was called upon to kick off in the fourth quarter.

TOUGH SCHEDULE

Tough schedules are nothing new to South Carolina or anyone else in the SEC, for that matter. The Gamecocks' 2009 schedule rated as the second-toughest in the nation according to Phil Steele, and the going doesn't get any easier this season. Ten of the Gamecocks' 11 Division I opponents participated in bowl games following the 2009 season, with six emerging victorious:

- New Orleans: MTSU 42, **Southern Miss 32**
- Independence: **Georgia 44**, Texas A&M 20
- Music City: **Clemson 21**, **Kentucky 13**
- Chick-Fil-A: Virginia Tech 37, **Tennessee 14**
- Outback: **Auburn 38**, Northwestern 35 (OT)
- Sugar: **Florida 51**, Cincinnati 24
- Liberty: **Arkansas 20**, East Carolina 17 (OT)
- GMAC: Central Michigan 44, **Troy 40** (2OT)
- National Championship: **Alabama 37**, Texas 21

TWO NEW CAPTAINS

Seniors **Cliff Matthews** and **Patrick DiMarco** return as co-captains for the second year, with two new additions as voted on by the team in August. Kicker/punter **Spencer Lanning** and defensive lineman **Ladi Ajiboye** will serve as the two additional captains for the Gamecocks in 2010.

ELLIOT IN, WOLFORD OUT

South Carolina only made one coaching change during the offseason when offensive line coach Eric Wolford left Columbia to take the head coaching position at Youngstown State. In his place, South Carolina welcomes **Shawn Elliott**, a native of Camden, S.C., who had served the past 13 seasons as an assistant coach at Appalachian State.

SIZE MATTERS

The tallest player on the Gamecock roster is defensive end **Devin Taylor**, who checks in at 6-7. The shortest player is tailback **Bryce Sherman**, listed at 5-4. The Gamecocks have

Carolina-Vanderbilt By the Numbers

	SC	VU
Record	4-2	2-4
Points Scored	186	125
Points/Game	31.0	20.8
Opp. Points Scored	118	153
Opp. Points/Game	20.8	25.5
First Downs	125	84
Opp. First Downs	118	112
3rd Down Conversions	54%	24%
Opp. 3rd Down Conversions	43%	33%
4th Down Conversions	2-2	1-6
Opp. 4th Down Conversions	6-10	4-8
Rushing Attempts	215	208
Yards Rushing	874	916
Yards Rushing/Game	145.7	152.7
Opp. Rushing Attempts	199	267
Opp. Yards Rushing	601	1151
Opp. Yards Rush/Game	100.2	191.8
Passes Attempted	153	144
Passes Completed	105	76
Yards Passing	1470	975
Yards Pass/Game	245.0	162.5
Opp. Passes Attempted	208	160
Opp. Passes Completed	146	98
Opp. Yards Passing	1625	1122
Opp. Yards Pass/Game	270.8	187.0
Total Plays	368	352
Total Yards	2344	1891
Avg. Yards/Game	390.7	315.2
Avg. Yards/Play	6.4	5.4
Opp. Total Plays	407	427
Opp. Total Yards	2226	2273
Opp. Total Yards/Game	371.0	378.8
Opp. Total Yards/Play	5.5	5.3
Avg. Poss. Time/Game	29:53	25:51
Opp. Avg. Poss. Time/Game	30:08	34:09

Gamecock Start Chart

Player	'06	'07	'08	'09	'10	Career
Cliff Matthews	-	9	13	11	6	39
Ladi Ajiboye	-	10	12	10	6	38
Chris Culliver	-	1	12	12	5	30
Rodney Paulk	10	12	RS	1	0	23
Jarriel King	-	-	11	8	4	23
Stephen Garcia	-	RS	3	13	6	22
Hutch Eckerson	5	RS	2	8	4	19
Stephon Gilmore	-	-	-	13	6	19
T.J. Johnson	-	-	RS	13	6	19
Patrick DiMarco	-	0	5	8	5	18
Jason Barnes	-	1	9	7	0	17
Akeem Auguste	-	-	0	9	4	13
Alshon Jeffery	-	-	-	7	6	13
Terrence Campbell	RS	0	9	2	1	12
Shaq Wilson	-	-	0	11	1	12
Kyle Nunn	-	RS	0	7	4	11
Antonio Allen	-	-	0	8	3	11
Tori Gurley	-	-	RS	5	6	11
Travian Robertson	-	1	0	4	6	11
Devin Taylor	-	-	RS	5	6	11
Dion LeCorn	-	6	3	0	0	9
DeVonte Holloman	-	-	-	2	6	8
Tony Straughter	-	-	-	3	5	8
Garrett Chisolm	-	-	-	2	5	7
Josh Dickerson	-	-	-	1	6	7
Brian Maddox	-	0	1	5	1	7
Kenny Miles	-	-	RS	7	0	7
Marcus Lattimore	-	-	-	-	6	6
D.L. Moore	-	-	-	0	6	6
Rokeyious Watkins	-	-	-	RS	6	6
C.C. Whitlock	-	-	0	5	1	6
Damario Jeffery	-	-	-	0	3	3
Alonzo Winfield	-	RS	0	3	0	3
Justice Cunningham	-	-	-	2	0	2
Melvin Ingram	-	0	RS	1	1	2
D.J. Swearingen	-	-	-	0	2	2
Bryce Sherman	-	-	RS	1	0	1

11 players who tip the scales at 300 pounds or better, including eight offensive linemen: **Rokeyious Watkins** (325), **Corey Robinson** (317), **Jarriel King** (324), **T.J. Johnson** (302), **Terrence Campbell** (305), **Kyle Nunn** (304), **Steven Singleton** (303), **Garrett Chisolm** (303). Defensively, junior college transfer **Byron Jerideau** (339) leads the way, along with **Kenny Davis** (303) and **J.T. Surratt** (300). Former track sprinters **Bryce Sherman** (155) and **Marty Markett** (168), freshman receiver **Ace Sanders** (165) and freshman punter **Patrick Fish** (170) are the only players that check in at 170 pounds or less.

WORKING OVERTIME

The Gamecocks have played just two overtime games in their history, both at Tennessee. They dropped a 23-20 decision in Knoxville on Sept. 27, 2003, then fell by a 27-24 score on Oct. 27, 2007, also at Neyland Stadium. Every other SEC team has played at least three overtime games since the rule was established in 1996.

GAMECOCKS ON WATCH LISTS

Several South Carolina athletes find themselves on watch lists for various postseason awards:

Player	Award/Status
Garrett Chisolm	Campbell/Midseason
Stephen Garcia	Manning/Midseason
Stephon Gilmore	Bednarik/Preseason Hornung/Preseason Maxwell/Midseason Nagurski/Preseason Thorpe/Preseason
Alshon Jeffery	Biletnikoff/Preseason Maxwell/Midseason
Spencer Lanning	Lou Groza/Preseason
Cliff Matthews	AFC Good Works/Preseason Hendricks/Preseason Lombardi/Preseason Lott/Preseason

WEEKLY ACCOLADES

Below is a list of players that have been recognized by the SEC or another organization for their play during a given week:

Player	Award (Date/Game)
OC T.J. Johnson	SEC Offensive Lineman of the Week (Sept. 2 - Southern Miss)
RB Marcus Lattimore	SEC Co-Offensive Player of the Week SEC Freshman of the Week (Sept. 11 - Georgia)
	SEC Mid-Season Freshman of the Year (Oct. 13)
QB Stephen Garcia	SEC Offensive Player of the Week Walter Camp National Offensive Player of the Week Davey O'Brien National QB of the Week (Oct. 9 - Alabama)
WR Alshon Jeffery	Rivals.com Nat'l Player of the Week (Oct. 9 - Alabama)

THEY PAY TO SEE THE GAMECOCKS PLAY

- The crowd of 82,993 on hand to see the Gamecocks take down No. 1 Alabama was the 19th-biggest crowd in Williams-Brice Stadium history and the largest since 83,704 were on hand on Sept. 13, 2008, for Carolina's contest against then-No. 2 Georgia.
- Earlier in the year, Gamecock fans gave Williams-Brice Stadium its biggest crowd in nearly two years with 80,974 on hand for the game vs. Georgia. The last bigger crowd was 81,731 vs. Tennessee on Nov. 1, 2008.
- A total of 70,438 paid to watch South Carolina defeat Southern Miss in the 2010 season opener on Sept. 2, and 73,681 were on hand for the win over Furman on Sept. 18.
- The Gamecocks have one of the top fan bases in collegiate football. During the 2009 season, Carolina averaged 75,369 fans at Williams-Brice Stadium in Columbia, ranking 17th in the nation in average attendance. Not surprisingly, the two sellouts were in the season's final two games against top-ranked Florida (79,297) and versus Palmetto State rival Clemson (80,574). The Gamecocks also played in some hostile environments as well, including trips to Tennessee (96,623) and Alabama (92,012).

SUCCESSFUL ERA

South Carolina is enjoying one of its most successful stretches in the history of the program. Since coach **Steve Spurrier's** arrival prior to the 2005 season, Carolina has:

- Had back-to-back senior classes leave with a school-record 28 victories in their four-year careers. Only once previously had 28 wins over four years happened (1987-90).
- Put together back-to-back seven-plus win seasons for just the sixth time in school history. The others: 1924-25; 1979-80; 1987-88; 2000-01 and 2005-06.
- Posted six straight non-losing seasons, the longest stretch since seven straight such years from 1928-34.
- Been bowl-eligible for six consecutive years, the longest streak in the modern era.
- A head coach that has taken Carolina to four bowl games, the first coach in school history to do so, while needing just five years to accomplish the feat.
- Defeated a top-5 squad for only the second time in school history (No. 4 Ole Miss) in 2009.
- Developed a distinct home-field advantage. The Gamecocks went 6-1 at home in 2009, their best home mark since also going 6-1 in 1988.

INJURY REPORT

- TB Marcus Lattimore (ankle) - doubtful
- LB Shaq Wilson (hamstring) - out
- OL Ryan Broadhead (knee) - out for season

UP NEXT - TENNESSEE

The Gamecocks return to Williams-Brice Stadium for the first time in three weeks as they welcome SEC Eastern Division rival Tennessee on Saturday, Oct. 30. Kickoff and TV broadcast info are TBA.

THE LAST TIME THEY MET...**#23 South Carolina 14, Vanderbilt 10**

October 24, 2009
Williams-Brice Stadium
Columbia, S.C.
75,264

**COLUMBIA, S.C. (AP)—**

Stephen Garcia threw two touchdown passes and No. 23 South Carolina ended Vanderbilt's two-game series win streak - barely - with a 14-10 victory Saturday night.

The Gamecocks (6-2, 3-2 Southeastern Conference) played as flat as they did the past two years against Vanderbilt (2-6, 0-5). Only thanks to Garcia and his young receivers, this time it didn't cost them the win.

Garcia connected with freshman Alshon Jeffery on a 43-yard TD pass with 12:51 remaining for the winning score. Earlier, freshman D.L. Moore caught a 35-yard touchdown from Garcia.

The Commodores got the ball one last time with 4 minutes left and drove to South Carolina's 25. However, quarterback Larry Smith was called for intentional grounding on 3rd down, then did not get close to the necessary yardage on fourth-and-32.

Ryan Fowler's 21-yard field goal in the third quarter put the Commodores ahead 10-7 and for a while, it looked like a mix of stellar defense and special teams play would keep them out front.

South Carolina had only one first down on its first three possessions of the third quarter. Vanderbilt punter Brett Upson kept the Gamecocks pinned with boots of 57 yards and 64 yards. Two of his punts were downed at the Gamecock 1.

But after South Carolina's go-ahead touchdown, Vanderbilt's struggling offense could not rebound.

Garcia completed 22 of 33 passes for 312 yards. Freshman runner Kenny Miles had 102 yards rushing on 18 carries.

The school honored its 1969 Atlantic Coast Conference champions and its 1984 "Black Magic" team that was the only one in history to win 10 games.

If not for a couple of "wins" on official reviews, the uninspired Gamecocks might have left the field at halftime trailing instead of tied 7-7.

Tailback Kenny Miles appeared to fumble on South Carolina's fourth snap with Vanderbilt's Patrick Benoist grabbing it deep in Gamecocks territory.


But the officials in the replay booth said Miles was down before the ball got away and South Carolina's drive continued.

The Gamecocks finally broke through on Garcia's touchdown pass to Moore, who juggled the ball and didn't look like he had full possession until his right foot stepped on the inbounds line.

Another official review - and another call for the Gamecocks, who took a 7-0 lead.

That didn't last long, however, as freshman Warren Norman went 99 yards for a touchdown on South Carolina's kickoff to tie things.

There's no telling where Vanderbilt would've been without Norman's run back. The team managed just 112 yards of offense in the opening half. Their best series came when they drove 65 yards to South Carolina's 8. But Fowler missed a 25-yard field goal try.



Vanderbilt	0	7	3	0	10
South Carolina	0	7	0	7	14

Scoring Summary

2nd	7:52	SC	Moore 35-yard pass from Garcia (Lanning kick) (4-51-1:24)	7-0
	7:38	VU	Norman 99-yard kickoff return (Fowler kick); 7:38	7-7
3rd	8:55	VU	Fowler 21-yard field goal (7-39-2:08)	7-10
4th	12:51	SC	Jeffery 43-yard pass from Garcia (Lanning kick) (5-99-2:09)	14-10

Team Statistics

	VU	SC
First Downs	15	18
Rushing	10	7
Passing	4	11
Penalty	1	0
Net Yards Rushing	141	119
Rushing Attempts	37	37
Net Yards Passing	132	312
Cmp.-Att.-Int.	17-34-0	22-33-0
Total Offense Yards	273	431
Total Offense Plays	69	70
Fumbles: No.-Lost	2-0	0-0
Penalties: No.-Yards	6-53	9-77
Punts-Yards	8-384	8-338
Avg. Yards Per Punt	48.0	42.2
Punt Returns: No.-Yards	3-22	2-32
Kickoff Returns: No.-Yards	3-107	3-49
Interceptions: No.-Yards	0-0	0-0
Possession Time	27:38	32:22
Third Down Conversions	6-18	6-16
Fourth Down Conversions	1-2	0-2
Red Zone Scores-Chances	1-2	0-0
Sacks By: No.-Yards	2-7	3-16
PAT Kicks	1-1	2-2
Field Goals	1-2	0-0

Individual Statistics

RUSHING: VU: Norman 15-83, Smith 15-45, Hawkins 6-15, TEAM 1-(-2). **SC:** Miles 18-102, Garcia 11-15, Giles 3-11, Maddox 3-(-4), TEAM 2-(-5).

PASSING: VU: Smith 17-34-0-132 **SC:** Garcia 22-33-0-312.

RECEIVING: VU: Norman 4-4, Cole 4-37, Hawkins 3-13, Barden 2-52, Ashley 1-10, Washington 1-9, Graham 1-7. **SC:** Jeffery 8-161, Miles 5-27, Gurley 3-62, Moore 2-44, Flint 2-10, Barnes 2-8.

PUNT RETURNS: VU: Washington 3-22. **SC:** Gilmore 2-32.

KICKOFF RETURNS: VU: van Rensburg 2-8; Norman 1-99. **SC:** Culliver 3-49.

INTERCEPTION RETURNS: None.

Notes on the Carolina Offense

SC Career Passing Leaders

Player	A-C-I	Pct.	Yards	TD
1. Todd Ellis	1350-747-73	.553	9,953	49
2. Steve Taneyhill	1245-753-37	.605	8,782	62
3. Blake Mitchell	794-482-30	.607	5,992	38
4. Anthony Wright	796-432-22	.543	5,681	38
5. Phil Petty	861-454-29	.527	5,652	28
6. Stephen Garcia	687-397-23	.578	5,020	33
7. Tommy Suggs	672-355-41	.528	4,916	34
8. Bobby Fuller	634-373-17	.588	4,896	28
9. Dondrial Pinkins	504-265-18	.549	3,694	23
10. Jeff Grantz	455-231-25	.508	3,440	26

Career Receiving Leaders (Yds.)

Player	Rec.	Yards	Avg.
1. Kenny McKinley	207	2,781	13.4
2. Sterling Sharpe	169	2,497	14.8
3. Zola Davis	164	2,354	14.4
4. Sidney Rice	142	2,233	15.7
5. Robert Brooks	156	2,211	14.2
6. Jermale Kelly	153	2,181	14.3
7. Philip Logan	105	2,063	19.6
8. Fred Zeigler	146	1,876	12.8
9. Troy Williamson	91	1,754	19.3
10. Ira Hillary	90	1,566	17.4

14. Alshon Jeffery 86 1,453 16.9

Single-Season Touchdowns

Player	TDs Scored
1. Harold Green (1987)	16
2. George Rogers (1980)	14
3. Sidney Rice (2005)	13
4. Marcus Lattimore (2010)	12
Jeff Grantz (1975)	12
Stanley Pritchett (1995)	12
Sterling Sharpe (1986)	12
Derek Watson (2000)	12
Andrew Pinnoch (2001)	12

SEC Touchdowns By Freshmen

Player	TDs Scored
1. Reggie Cobb, Tennessee (1987)	20
2. Dalton Hilliard, LSU (1982)	16
3. Herschel Walker, Georgia (1980)	15
4. Jabar Gaffney, Florida (2000)	14
5. Sidney Rice, South Carolina (2005)	13
Emmitt Smith, Florida (1987)	13
7. Marcus Lattimore, South Carolina (2010)	12
Chuck Webb, Tennessee (1989)	12
Mark Ingram, Alabama (2008)	12
10. Darren McFadden, Arkansas (2005)	11

2010 Carolina Rankings

Category	Avg.	SEC	NCAA
Scoring Offense	31.00	6	43
Rushing Offense	145.67	9	69
Passing Offense	245.00	3	40
Total Offense	390.67	8	57

Among the SEC Leaders

Player	Category	Stat	Rank
Stephen Garcia	Passing Avg.	221.0	4
	Total Offense	234.8	5
	Pass Efficiency	171.0	2
Alshon Jeffery	Receptions/Game	6.7	1
	Rec. Yards/Game	115.0	1
Marcus Lattimore	Rushing	89.7	5
	Scoring/Game	12.0	1

GARCIA'S OUR GUY...

• **QB Stephen Garcia** has completed 93-of-133 passes (69.9%) for 1326 yards through six games. He is also the team's third-leading rusher with 45 carries for 83 yards and a pair of touchdowns.

• He had what coach **Steve Spurrier** called "the best game of his career" against No. 1-ranked Alabama, completing 17-of-20 passes (85%) for 201 yards and three touchdowns. He started the day 9-for-9 for 94 yards in the first half.

• He had the third-highest completion percentage of his career vs. Auburn, completing 15-of-21 passes (71.4%) for 235 yards and equaling a career-best with 3 TD passes.

• Garcia ran for a pair of touchdowns against USM, the first time in his career to amass multiple TD runs in one game.

• He has played in 27 games for the Gamecocks, starting 22 over three seasons (12-10 as a starter). He is 11-2 when starting at home, 1-6 on the road and 0-2 at neutral sites.

• Garcia is one of six players in South Carolina history to pass for more than 5,000 yards, surpassing that mark vs. Kentucky with a career-high 382 yards that ranked as the eighth-best passing game in Carolina history. He currently ranks in the top 10 in numerous career categories for South Carolina:

- Career Passing Yards: 6th (5,020)
- Career Completions: 6th (397)
- Career Pass Attempts: 7th (687)
- Career Passing TDs: 6th (33)
- Career Completion Pct.: 4th (57.8% - 397 of 687)

QUICK AND EFFICIENT

Stephen Garcia is second in the SEC and ranks fifth in the nation in passing efficiency with a rating of 171.0. Here is how the nation's top 10 passers stack up:

Player (Team)	A-C-I	Yds	TD	Eff.
1. K. Moore (Boise St)	151-105-1	1567	16	190.35
2. C. Newton (Auburn)	122-80-5	1278	13	180.53
3. R. Stanz (Iowa)	145-99-2	1474	13	180.49
4. D. Persa (Northwestern)	177-138-2	1663	10	173.27
5. S. Garcia (S. Carolina)	133-93-5	1326	10	170.97
6. G. McElroy (Alabama)	162-116-3	1517	11	168.97
7. R. Mallett (Arkansas)	191-132-6	1844	14	168.11
8. M. Barkley (So. Cal.)	211-138-4	1869	20	167.30
9. A. Luck (Stanford)	172-113-4	1538	16	166.86
10. Z. Collaros (Cincinnati)	172-109-3	1455	17	163.56

GARCIA AS A STARTER

Date	Opponent	W/L	Cmp	Att	Int	Pct	Yds	TD
10/18/08	LSU	L	14	26	1	.538	215	1
11/1/08	Tennessee	W	9	19	1	.474	139	2
1/1/09	vs Iowa	L	9	18	3	.500	79	0
9/3/09	at NC State	W	13	22	1	.591	148	0
9/12/09	at Georgia	L	31	53	1	.585	313	2
9/19/09	FAU	W	20	27	0	.741	222	1
9/24/09	Mississippi	W	16	34	0	.471	220	1
10/3/09	SC State	W	13	19	0	.684	132	2
10/10/09	Kentucky	W	16	23	1	.696	233	3
10/17/09	at Alabama	L	20	46	1	.435	214	0
10/24/09	Vanderbilt	W	22	33	0	.667	312	2
10/31/09	at Tennessee	L	25	50	1	.500	300	1
11/7/09	at Arkansas	L	20	34	1	.588	327	1
11/14/09	Florida	L	17	32	2	.531	186	1
11/28/09	Clemson	W	10	21	1	.476	126	3
1/2/10	vs UConn	L	16	38	1	.421	129	0
9/2/10	So. Miss	W	16	23	0	.696	193	0
9/11/10	Georgia	W	12	17	0	.706	165	0
9/18/10	Furman	W	13	20	2	.650	150	2
9/25/10	at Auburn	L	15	21	0	.714	235	3
10/9/10	Alabama	W	17	20	1	.850	201	3
10/16/10	at Kentucky	L	20	32	2	.625	382	2

...BUT SHAW COULD PLAY

True freshman **Connor Shaw** has played extensively in three games, completing 4-of-5 passes in both of his appearances vs. Southern Miss and Furman and 4-of-8 with two interceptions at Auburn. He completed a touchdown pass to **D.L. Moore** in the win over Southern Miss. Shaw also played a few snaps against Kentucky, rushing once for nine yards.

THE RETURN OF THE GILMORE PACKAGE

Sophomore cornerback **Stephon Gilmore** took two snaps at quarterback in the Southern Miss game, rushing once for 14 yards and missing on his only pass attempt. He first showed his versatility in the 2009 Clemson victory, when he took the reins at quarterback for the second possession of the game and led the Gamecocks on a 7-play, 60-yard game-tying drive where he accounted for 59 of those yards (20 rushing, 39 passing). He also ran one play at quarterback in the Papa-johns.com Bowl.

WHAT A RUSH

• South Carolina has a strong running game, as evidenced by 52 carries against Georgia and more rushing yards than passing yards in three of the first six games. Freshman **Marcus Lattimore** is a big reason for that, gaining 536 yards on 122 carries and scoring 12 touchdowns (10 rush, 2 rec) in his first six games. His 37-carry, 182-yard, 2-TD performance against Georgia was a game for the Carolina record books (see notes on page 5).

• Carolina rushed for 224 yards vs. Southern Miss, the second-highest total under Spurrier. Lattimore and **Stephen Garcia** had two rushing touchdowns each, the first time for two SC players to have multiple rushing TDs since Florida '05.

ALSHON'S ALL RIGHT

Sophomore **WR Alshon Jeffery** has topped the 100-yard mark in receiving yards in four of the first six games, with the highlight coming in a career night at Auburn. He caught 8 passes for 192 yards and 2 touchdowns, putting together the fourth-best receiving night in Carolina history (yardage). (See player notes, page 20, for more on Jeffery.)

FAST LEARNER

Sophomore **T.J. Johnson** moved to center for the first time against Southern Miss after starting every game at right guard during the 2009 season. He obviously picked up some things quickly as he was named the **SEC's Offensive Lineman of the Week** after helping pave the way for 449 yards of total offense in the opener against Southern Miss.

CAREER O-LINE STARTS BY POSITION

Week 6 Starters in BOLD

LT: Jarriel King (21), Kyle Nunn (8), Hutch Eckerson (6)

LG: Garrett Chisolm (7), Jarriel King (2), Terrence Campbell (2), Hutch Eckerson (1), Rokevious Watkins (1)

C: T.J. Johnson (6)

RG: T.J. Johnson (13), Terrence Campbell (10), **Rokevious Watkins (5)**

RT: Hutch Eckerson (12), Kyle Nunn (2)

IN THE CLUTCH

South Carolina has converted 37 of 68 third-down attempts this season (54.4%), including 9-of-14 vs. Georgia and 9-of-15 vs. Furman. The Gamecocks lead the league in that category and rank third in the nation (Nevada leads the nation at 60.0%).

Top 10 Teams Third-Down Conversion Rate

1. Nevada	60.0% (54-of-90)
2. Stanford	59.7% (43-of-72)
3. South Carolina	54.4% (37-of-68)
4. Houston	53.1% (43-of-81)
5. Southern Cal	52.9% (45-of-85)
6. Air Force	52.7% (58-of-110)
7. Northern Illinois	52.1% (49-of-94)
8. Utah	52.1% (39-of-75)
9. Wisconsin	52.0% (39-of-75)
10. TCU	51.8% (43-of-83)

Notes on the Carolina Defense

THE GAMECOCK DEFENSE

• So far in 2010, the Gamecocks have allowed 125 points through six games and 13 touchdowns, 12 of which were offensive (the other was an interception return). The Gamecocks rank sixth in the SEC and 39th in the nation in scoring defense at 20.83 points per game.

• Since **Ellis Johnson** took over the South Carolina defense prior to the 2008 season, success has come quickly. The Gamecocks have finished in the nation's top 15 in total defense in each of the last two seasons, posting a 15th-place showing last season and a 13th place mark in 2008. Seven of 11 starters return from a defense that gave up 300.69 yards per game in 2009.

SEEING RED

Defense in the red zone has been a huge reason for the Gamecocks' success through the first six games. Opponents are just 16-for-24 (66.7%) in red-zone opportunities in 2010 with eight touchdowns to show for their 24 trips inside the Carolina 20-yard-line. Furman was 2-for-2 with a pair of field goals, Georgia was 2-for-3, and Southern Miss went 2-for-6, all coming away with a pair of field goals. Auburn scored four times in the red zone, and Alabama found the end zone once from short range. Kentucky was 4-for-4 with three TDs in its red-zone opportunities.

NATIONAL RANKINGS - RED ZONE DEFENSE

Top 10 Teams	Scores	Drives	Pct	TD	FG
1. Iowa	9	17	52.9	7	2
1. Oregon	9	17	52.9	7	2
3. Missouri	8	15	53.3	4	4
4. Maryland	16	26	61.5	12	4
5. North Carolina	21	13	61.9	6	7
6. Florida Atlantic	16	10	62.5	8	2
6. TCU	8	5	62.5	3	2
8. Boise State	11	7	63.6	6	1
9. South Carolina	24	16	66.7	8	8
9. Arizona	12	8	66.7	4	4

WHAT A RUSH - OR NOT

• South Carolina has the SEC's No. 2 rushing defense, holding opposing offenses to 100.2 yards per game on the ground. Opponents have been held under 100 rushing yards in five of the first six games, including defending national champion Alabama, which rushed for 264 yards in last season's meeting. Under **Steve Spurrier**, the Gamecocks are 17-3 when holding opposing offenses under 100 rushing yards.

• Alabama's potent rushing offense was held to just 36 yards by the Gamecocks on Oct. 9, the second-fewest rushing yards allowed by a Steve Spurrier-coached Carolina team. Only a 34-yard effort by Tennessee on Nov. 1, 2008, was lower than Alabama's output that day.

• Furman managed just 51 yards on 27 carries (1.9 avg.), ranking as the fifth-fewest rushing yards by an opponent under Spurrier.

• Georgia managed just 61 yards on the ground on 26 attempts (2.3 avg.).

2010 Carolina Rankings

Category	Avg.	SEC	NCAA
Scoring Defense	20.83	6	39
Rushing Defense	100.17	2	14
Passing Defense	270.83	12	110
Total Defense	371.00	10	67
Sacks/Game	3.67	1	2

Among the SEC Leaders

Player	Category	Stat	Rank
Stephon Gilmore	Tackles/Game	6.2	T-21
DeVonte Holloman	Tackles/Game	6.7	T-18
Melvin Ingram	Sacks	4.5	T-5
Travian Robertson	Sacks	3.0	T-10
Devin Taylor	Sacks	4.5	T-5

• The Gamecock rushing defense came up big against Southern Miss, allowing just 67 yards on the ground on 27 attempts by the Golden Eagles.

DEPTH COMES THROUGH AT LINEBACKER

With WLB **Shaq Wilson** missing all but one game this season - and likely to be out for the rest of the season - others have come through when needed. Wilson made a huge impact in his return against Auburn, contributing seven tackles and recovering two fumbles in the contest.

• **Josh Dickerson** got the start at one spot with **Tony Straughter** in the other in each of the games Wilson has missed, and both have delivered with big outings. Dickerson has 28 tackles through four games, including a career-high nine vs. Auburn, to tie for third on the team. Straughter has 13 stops on the year, and recovered a fumble and returned it 52 yards in the season-opener vs. Southern Miss.

• **Quin Smith** posted a career-high five tackles vs. Southern Miss and has 17 on the year. **Rodney Paulk**, returning from two season-ending injuries in 2008 and 2009, had a breakthrough game vs. Furman when he recorded five tackles, then recorded 1.5 sacks and three total tackles in the win over Alabama. Paulk has 2.5 sacks and 3.0 tackles for loss this season.

THOSE RESPONSIBLE HAVE BEEN SACKED

• As a team, South Carolina has 22 sacks through six games, an average of 3.67 per game, which leads the SEC in both average and overall total. That number also rates the Gamecocks second in the nation in sacks per game. **DE Devin Taylor** and **DE Melvin Ingram** each have 4.5 sacks while **DT Travian Robertson** has 3.0 and **LB Rodney Paulk** has 2.5.

• Sophomore **DE Devin Taylor** had a huge game against Georgia, picking up a career-high two sacks and equaling his high-water mark with 3.0 tackles for loss, including a sack of Bulldog quarterback Aaron Murray on the game's final play. Taylor has anchored a defensive front-four that has 12.5 of the team's 19 sacks on the season. Similarly, **DT Melvin Ingram** had his best game as a Gamecock with 2.0 sacks and 2.5 tackles for loss in the victory over Alabama. Ingram now has 6.0 career sacks with 3.5 this season.

• With seven sacks against Alabama and Furman, the Gamecocks had their best outings since recording eight sacks against Central Florida on Sept. 6, 1997.

• **CB Stephon Gilmore** had two sacks against Alabama and now has 5.0 for his career. He has done even more against the pass - he picked off a Furman pass and returned it 80 yards for a touchdown to seal the victory over the Paladins on Sept. 18. It was the second interception of Gilmore's career, and the first returned for a touchdown since Eric Norwood had a 35-yard runback against Georgia last season.

IN SAFE(TY) HANDS

SS DeVonte Holloman and **FS D.J. Swearinger** have been all over the place through the first five games with Holloman racking up 40 tackles to lead the team and both finding themselves in position to make game-changing plays. Holloman has accounted for two opponent turnovers, hauling in an interception vs. Southern Miss and forcing a Georgia fumble inside the Carolina 5-yard-line, which was recovered by **CB Stephon Gilmore** and returned 13 yards. Swearinger, making his first career start, had his best game against Alabama, recording a career-high nine tackles. **FS Akeem Auguste** has also been effective with 24 tackles and one pass breakup.

OPENING DEFENSE

The Carolina defense has been at its stingiest in the early part of games so far this season. Opponents have scored just 48 first-half points through four games, with 21 coming by way of field goals. The Gamecocks have only allowed four first-half touchdowns this season, two at Auburn and one each vs. Alabama and Kentucky. As a result, the Gamecocks have not trailed at halftime in any of the first six games.

Carolina Trends

	2010	Under Spurrier
Overall	4-2	39-30
Home	4-0	27-12
Road	0-2	11-15
Neutral	0-0	1-3
Grass	4-2	37-27
Turf	0-0	2-3
Leading After 1st Quarter	4-2	25-8
Tied After 1st Quarter	0-0	10-3
Trailing After 1st Quarter	0-0	4-19
Leading at Halftime	4-2	29-8
Tied at Halftime	0-0	3-2
Trailing at Halftime	0-0	7-20
Leading After 3rd Quarter	4-2	35-4
Tied After 3rd Quarter	0-0	1-3
Trailing After 3rd Quarter	0-0	3-23
When Scoring First	3-1	28-9
When Opponent Scores First	1-1	11-21
Largest Halftime Lead	18	22
Largest Halftime Deficit	--	31
Score 20 or more Points	3-2	30-10
Score 30 or more Points	3-0	21-4
Opponents Score 20 or less	3-0	29-8
Games Decided by 3 or less	0-1	3-5
Games Decided by 10 or less	0-2	18-16
Rush for 100 Yards or more	4-0	31-8
Rush for 150 Yards or more	3-0	18-3
Pass for 200 Yards or more	2-2	22-24
Pass for 300 Yards or more	0-1	5-7
Total 400 Yards or more	1-1	12-6
Opp. Rush less than 100 yards	4-1	17-3
Opp. Pass less than 200 yards	1-0	24-17
Opp. Total less than 300 yards	1-0	18-4
Commit More Turnovers	0-2	11-22
Commit Fewer Turnovers	1-0	15-4
Commit Equal Turnovers	3-0	13-4
Lead in Time of Possession	2-0	22-9
Trail in Time of Possession	2-2	17-21

Gamecocks in the NFL



• **Pipeline to the League:** A total of 20 former Carolina Gamecocks were on National Football League opening-day rosters, either on the active roster or the practice squad:

John Abraham	Falcons	Jamon Meredith	Bills
Fred Bennett	Chargers	Captain Munnerlyn	Panthers
Jasper Brinkley	Vikings	Eric Norwood	Panthers
Sheldon Brown	Browns	Sidney Rice	Vikings
Jared Cook	Titans	Dunta Robinson	Falcons
Clifton Geathers	Dolphins	Shaun Smith	Chiefs
Andre Goodman	Broncos	Darian Stewart	Rams
Jonathan Joseph	Bengals	Ryan Succop	Chiefs
Lance Laury	Jets	Travelle Wharton	Panthers
Kenny McKinley	Broncos	Rod Wilson	Jaguars

• **Super Gamecocks:** A total of 17 former Gamecocks have played in at least once Super Bowl, with six players competing in two or more championships. Bobby Bryant played in four Super Bowls for the Vikings (1970, 1974, 1975, 1977), and Steve Courson helped the Pittsburgh Steelers to a pair of Lombardi Trophies in 1979 and 1980. Dan Reeves has appeared in six Super Bowls - twice as a player with Dallas (1971, 1972) and four more as head coach of the Denver Broncos (1987, 1988, 1990) and the Atlanta Falcons (1999).

THIS DATE IN GAMECOCK HISTORY
"BIG THURSDAY"

October 23, 1958

Carolina 26, #10 Clemson 6

In the next-to-last "Big Thursday" game, the Gamecocks took down No. 10 Clemson, the eventual ACC Champions, by a 26-6 score in Columbia. Leading up to the game, Gamecock coach Warren Giese and Clemson coach Frank Howard had been feuding in the papers. Howard said he would tip his hat to Giese if the Gamecocks could score on his team. After the game, Howard said that he tipped his hat so much that his balding head got sunburned.

October 23, 1941

Carolina 18, #14 Clemson 14

Carolina's win in the 1941 "Big Thursday" showdown snapped a seven-game losing streak to Clemson that dated back to the 1934 season. South Carolina would go on to capture that year's mythical "state championship" as it defeated The Citadel and Furman later in the year.

Other Games on Oct. 16

1909 - Wake Forest 8, Carolina 0 (Columbia)
1924 - Carolina 3, Clemson 0 (Columbia)
1930 - Clemson 20, Carolina 7 (Columbia)
1947 - Carolina 21, Clemson 19 (Columbia)
1952 - Carolina 6, Clemson 0 (Columbia)
1965 - LSU 21, Carolina 7 (Baton Rouge)
1971 - Florida State 49, Carolina 18 (Tallahassee)
1976 - #12 Notre Dame 13, #19 Carolina 6 (Columbia)
1982 - #14 LSU 14, Carolina 6 (Baton Rouge)
1993 - Carolina 22, Vanderbilt 0 (Columbia)

Notes on the Carolina Special Teams

DOUBLE DUTY

• Senior **Spencer Lanning** enters his second year handling both the kicking and punting duties. Last year, Lanning set a school record for consistency by connecting on 17-of-20 field goal attempts - including 12 in a row at one point - for an .850 field goal percentage. He also hit 28-of-29 extra point attempts with his only miss by virtue of a blocked kick. He led the team in scoring last year with 79 points, the sixth-best single season in school history. In addition, Lanning has a career punting average of 42.5 yards per kick over two seasons with a long of 58.

• Through six games, Lanning has punted 19 times for an average of 45.6 yards per punt; however, he has not punted enough to qualify for the national rankings. He is second in the SEC in that category. He is also 4-for-5 on field goal attempts on the season.

CAREER BEST, TIMES TWO

Spencer Lanning had a busy night against Furman on Sept. 18 as he punted five times, connected on five extra points and attempted a field goal. But in the midst of extended work, Lanning notched a pair of career bests. He drilled a 51-yard field goal in the third quarter, surpassing his previous best by four yards (47 vs. Tennessee and Clemson in 2009). He also boomed a 58-yard punt, two yards longer than a 56-yarder against Kentucky last season that had stood as his previous top mark.

LANNING GAME-BY-GAME (PLACEKICKING)

Date	Opp.	FGs	PATs
9/15/07	SC State	--	1-1
9/3/09	at NC State	27	1-1
9/12/09	at Georgia	(21), (39), (22), (35), (34)	2-3
9/19/09	FAU	(41)	5-5
9/24/09	Ole Miss	(26), (20), (30)	1-1
10/3/09	SC State	(30)	4-4
10/10/09	Kentucky	--	4-4
10/17/09	at Alabama	(22), (31), 50	0-0
10/24/09	Vanderbilt	--	2-2
10/31/09	at Tennessee	(47), (32)	1-1
11/7/09	at Arkansas	(23)	1-1
11/14/09	Florida	--	2-2
11/21/09	Clemson	(47), 42, (38)	4-4
1/2/10	vs. UConn	--	1-1
9/2/10	Southern Miss	(36), (42)	5-5
9/11/10	Georgia	51, (24)	2-2
9/18/10	Furman	(51)	5-5
9/25/10	at Auburn	--	3-4
10/9/10	Alabama	--	5-5
10/16/10	at Kentucky	--	4-4
CAREER		21-25	53-55

LANNING FIELD GOAL BREAKDOWN

Distance	<20	20-29	30-39	40-49	50+
2009	0-0	6-7	7-7	2-2	0-1
2010	0-0	1-1	1-1	1-1	1-2
TOTAL	0-0	7-8	8-8	3-3	1-3

2010 Carolina Rankings

Category	Avg.	SEC	NCAA
Kickoff Returns	21.04	9	73
Punt Returns	5.22	11	98
Net Punting	38.68	3	29
Turnover Margin	-0.83	11	T-102

Among the SEC Leaders

Player	Category	Stat	Rank
Spencer Lanning	Punting Avg.	45.7	2
	Scoring (Kick)	6.0	T-6
	Long Field Goal	51	T-2

CULLIVER'S TRAVELS

Senior **Chris Culliver** is the school record holder in both career kickoff returns (106) and kick return yards (2,476). He broke the school record for kickoff returns on Sept. 19, 2009, vs. Florida Atlantic when his third return of the night was the 77th of his career, passing Robert Brooks who had held the record since 1991. He then topped Dick Harris' 38-year-old school mark for kickoff return yards (1,946) on his second return against Kentucky on Oct. 10. In his three years at Carolina, Culliver has averaged 23.4 yards per return. His longest return came in 2008 against Tennessee when he ran one back for 67 yards. Last season, he had a 61-yard return against Kentucky and a 57-yard runback against Georgia. Culliver needs 22 yards to move up to second all-time in league history in kick return yards.

SEC RECORDS - KICK RETURNS

1. Brandon James, Florida (2006-09)	112
2. Mark Johnson, Vanderbilt (1986-88, 90)	107
3. Chris Culliver, Carolina (2007-present)	106
4. Domanick Davis, LSU (1999-02)	95
Derek Abney, Kentucky (2000-03)	95
6. Tony Jackson, Vanderbilt (1989-93)	85
7. Dennis Johnson, Arkansas (2008-present)	84
8. Derek Pegues, Miss. State (2005-08)	81


SEC RECORDS - KICK RETURN YARDS

1. Brandon James, Florida (2006-09)	2,718
2. Derek Pegues, Miss. State (2005-08)	2,498
3. Chris Culliver, Carolina (2007-present)	2,476
4. Derek Abney, Kentucky (2000-03)	2,315
5. Mark Johnson, Vanderbilt (1986-88, 90)	2,263
6. Domanick Davis, LSU (1999-02)	2,168
7. Dennis Johnson, Arkansas (2008-present)	2,014
8. Tony Jackson, Vanderbilt (1989-93)	2,004
9. Tony James, Miss. State (1989-92)	1,862
10. Willie Gault, Tennessee (1979-82)	1,854

Pronunciation Guide

Ladi Ajiboye LAH-dee AH-jí-boy
 Akeem Auguste uh-GUST-e
 Aldrick Fordham AL-dríck
 Stephon Gilmore stuh-FON
 Chaun Gresham Shon
 Walker Inabinet in-AB-in-et
 Alshon Jeffery AL-shon
 Byron Jerideau JER-a-dough

Jarriel King juh-RELL
 Dion LeCorn luh-CORN
 Marty Markett mar-KETT
 Travian Robertson TRAY-v-un
 D.J. Swearingen SWEAR-in-grr
 Mike Triglia TRIG-lee-uh
 Rokevious Watkins ro-KEY-v-us
 Tramell Williams truh-MEL



Steve Spurrier

Born: April 20, 1945 in Miami Beach, Fla.

Hometown: Johnson City, Tenn.

Wife: Jerri

Children: Lisa, Amy, Steve, Jr., Scott

College Education

Florida, 1967

College Playing Experience

Florida (1964-66)

Coaching Experience

South Carolina Head Coach

2005-present

Washington Head Coach (NFL)

2002-2003

Florida Head Coach

1990-2001

Duke Head Coach

1987-1989

Tampa Bay Head Coach (USFL)

1983-1985

Duke Assistant Coach

1980-1982

Georgia Tech Assistant Coach

1979

Florida Assistant Coach

1978

College Bowl Games

2010 Papajohns.com Bowl
2009 Outback Bowl
2006 Liberty Bowl
2005 Independence Bowl
2002 Orange Bowl
2001 Sugar Bowl
2000 Citrus Bowl
1999 Orange Bowl
1998 Citrus Bowl
1997 Sugar Bowl
1996 Fiesta Bowl
1995 Sugar Bowl
1994 Sugar Bowl
1992 Gator Bowl
1992 Sugar Bowl
1989 All-American Bowl

Head Coach Steve Spurrier

Steve Spurrier, who has coached a national championship team, won seven Southeastern Conference titles, and won nearly three-fourths of the college games in which he has coached, begins his fifth season as head coach at the University of South Carolina. Spurrier was introduced as Carolina's 32nd head coach on Nov. 23, 2004, before an overflow news conference crowd in the south end zone of Williams-Brice Stadium.

Now in his 21st collegiate season, Coach Spurrier has compiled a 181-70-2 (.719) won-loss record as a major college head coach, including a 39-30 mark (.565) at Carolina. He led the Duke Blue Devils to the 1989 Atlantic Coast Conference championship before returning to his alma mater, the University of Florida, as head coach in 1990. During his 12 seasons with the Gators, Spurrier's teams won seven Southeastern Conference championships, one national title and finished ranked in the nation's top 10 nine times. His record at Florida was an amazing 122-27-1 (.817). Spurrier, who won the 1966 Heisman Trophy as a quarterback for the Gators, most recently was head coach of the NFL's Washington Redskins (2002-03). He returned to the college ranks in 2005 after a one-year absence from the sidelines.

In his first season at South Carolina, Coach Spurrier led the Gamecocks to a 7-5 record and a second-place finish in the SEC Eastern Division. In doing so, he posted a five-game winning streak, the 15th consecutive year in which he has had a five-game winning streak, something no other coach in college history has accomplished. He was honored as the SEC Coach of the Year by the Associated Press after leading the Gamecocks to a school-record five straight SEC wins, their first win ever at Tennessee and their first win over Florida since the 1930s. It was the eighth time he has been honored as his league's Coach of the Year.

He came back with an 8-5 record in 2006, just the ninth time in school history that the Gamecocks posted eight or more wins in a season. The season was capped with a victory in the Liberty Bowl over Conference USA champion Houston. With that win, Coach Spurrier matched Joe Morrison for the most wins by a Carolina head coach in his first two seasons in Columbia.

In his third season with the Garnet & Black, Coach Spurrier's squad raced out to a 6-1 record and moved as high as No. 6 in the BCS rankings, before finishing the campaign with a 6-6 record. With 21 wins, he set the Carolina record for coaching victories after three seasons at the helm.

With a 7-6 record in 2008, Carolina has finished with a .500 or better overall record in each of Coach Spurrier's four seasons. He has logged 30 wins as the Carolina head coach, moving past Warren Giese into sole possession of seventh place on the Gamecocks' all-time list. Lou Holtz is next on the list with 33 career wins.

CAREER HIGHLIGHTS

- Recipient of the 1966 Heisman Trophy.
- Two-time All-American at the University of Florida.
- Inducted into the National Football Foundation and College Football Hall of Fame as a player in 1986.
- Became the first person to have both won a Heisman Trophy and to have coached a Heisman Trophy winner (Danny Wuerffel).
- In 2006, he was one of the first four inductees into the Gator Ring of Honor alongside Danny Wuerffel, Emmitt Smith and Jack Youngblood.
- Compiled a 122-27-1 record at Florida from 1990-2001, the most wins for a Gator coach in school history and a winning percentage (.817) that ranked among the top three in SEC history.
- His 122 victories at Florida from 1990-2001 rank as the best win total for a coach in his first 12 years at a school in major college history.
- Coached Florida to two National Championship Game appearances (1995 and 1996), claiming the 1996 national title.
- The only coach in SEC history and one of only two coaches in major college history to lead a squad to six straight seasons of 10 or more wins (1993-1998).
- His Gator teams appeared in the weekly polls 202 of a possible 203 weeks, including each of his last 202 consecutive weeks. From 1990-2001, the Gators were ranked number one in the polls 29 times.
- His six outright SEC titles ('91, '93, '94, '95, '96, 2000) ranked as the second-best total in SEC history, trailing only "Bear" Bryant's 11.
- Has been named his conference's Coach of the Year eight times (1988 and 1989 in the ACC with Duke, in 1990, 1991, 1994, 1995 and 1996 in the SEC with Florida and in 2005 in his first year at South Carolina).

Steve Spurrier

Versus the SEC

Opponent.....Record

Alabama.....	7-5
Arkansas.....	5-3
Auburn.....	10-6
Florida.....	1-4
Georgia.....	13-5
Kentucky.....	17-1
LSU.....	11-3
Mississippi State.....	6-2
Ole Miss.....	4-0
South Carolina.....	10-1
Tennessee.....	11-8
Vanderbilt.....	15-2
TOTAL	110-40

Bowl Games

Bowl	Opponent	Result
1989 All-American	Texas Tech	L 21-49
1992 Sugar	Notre Dame	L 28-39
1992 Gator	NC State	W 27-10
1994 Sugar	West Virginia	W 41-7
1995 Sugar	Florida State	L 17-23
1996 Fiesta	Nebraska	L 24-62
1997 Sugar	Florida State	W 52-20
1998 Citrus	Penn State	W 21-6
1999 Orange	Syracuse	W 31-10
2000 Citrus	Michigan St.	L 34-37
2001 Sugar	Miami	L 27-37
2002 Orange	Maryland	W 56-23
2005 Independence	Missouri	L 31-38
2006 Liberty	Houston	W 44-36
2009 Outback	Iowa	L 10-31
2010 Papajohns.com	Connecticut	L 7-20
Record in Bowl Games		7-9

Versus Vanderbilt (15-2)

Date	Site	Score
9/19/87	Durham	W, 35-31
10/1/88	Nashville	W, 17-15
11/21/92	Nashville	W, 41-21
11/20/93	Gainesville	W, 52-0
11/19/94	Nashville	W, 24-7
11/18/95	Gainesville	W, 38-7
11/9/96	Nashville	W, 28-21
11/8/97	Gainesville	W, 20-7
11/7/98	Nashville	W, 45-13
11/6/99	Gainesville	W, 13-6
11/4/00	Nashville	W, 43-20
11/3/01	Gainesville	W, 71-13
10/22/05	Columbia	W, 35-28
10/21/06	Nashville	W, 31-13
10/20/07	Columbia	L, 6-17
9/4/08	Nashville	L, 17-24
10/24/09	Columbia	W, 14-10

Coach Spurrier by the Numbers

Year	School/ Organization	Overall Record	League/ Conference	Conference Record/Finish	Postseason/ Bowl	Final AP Poll	Final Coaches' Poll
1983	Tampa Bay	11-7	USFL	3rd, Central Division	n/a	n/a	
1984	Tampa Bay	14-5	USFL	2nd, Southern Division	1st Round	n/a	
1985	Tampa Bay	10-9	USFL	5th, Eastern Conference	1st Round	n/a	
1987	Duke	5-6	ACC	2-5/7th	—	—	—
1988	Duke	7-3-1	ACC	3-3-1/6th	—	—	—
1989	Duke	8-4	ACC	6-1/1st	All-American	—	—
1990	Florida	9-2	SEC	6-1/1st	None	13th	13th
1991	Florida	10-2	SEC	7-0/1st	Sugar	7th	8th
1992	Florida	9-4	SEC	6-3/1st in East*	Gator	10th	11th
1993	Florida	11-2	SEC	8-1/1st*	Sugar	5th	4th
1994	Florida	10-2-1	SEC	8-1/1st*	Sugar	7th	7th
1995	Florida	12-1	SEC	9-0/1st*	Fiesta	2nd	3rd
1996	Florida	12-1	SEC	9-0/1st*	Sugar	1st	1st
1997	Florida	10-2	SEC	6-2/tied 2nd in East	Citrus	4th	6th
1998	Florida	10-2	SEC	7-1/2nd in East	Orange	5th	6th
1999	Florida	9-4	SEC	7-2/1st in East*	Citrus	12th	14th
2000	Florida	10-3	SEC	8-1/1st *	Sugar	10th	11th
2001	Florida	10-2	SEC	6-2/2nd in East	Orange	3rd	3rd
2002	Washington	7-9	NFL	3rd, NFC East	n/a	n/a	
2003	Washington	5-11	NFL	3rd, NFC East	n/a	n/a	
2005	South Carolina	7-5	SEC	5-3/tied 2nd in East	Independence	—	—
2006	South Carolina	8-5	SEC	3-5/5th in East	Liberty	—	—
2007	South Carolina	6-6	SEC	3-5/tied 4th in East	—	—	—
2008	South Carolina	7-6	SEC	4-4/tied 3rd in East	Outback	—	—
2009	South Carolina	7-6	SEC	3-5/tied 4th in East	Papajohns.com	—	—
2010	South Carolina	4-2	SEC	2-2			

*Appeared in SEC Championship Game

COACHING RECORDS	Overall Record (Pct.)	Conference Record (Pct.)	Years
Overall Record (Pro and College)	229-110-2 (.674)	---	26 years
College Record	181-70-2 (.719)	118-47-1 (.714)	21 years
Pro Record	47-41-0 (.534)	---	5 years
SEC Record	161-57-1 (.737)	107-38-0 (.738)	18 years
Florida Record	122-27-1 (.817)	87-14-0 (.861)	12 years
Duke Record	20-13-1 (.603)	11-9-1 (.548)	3 years
Carolina Record	39-30-0 (.565)	20-24-0 (.455)	6 years
USFL Record#	35-21-0 (.625)	---	3 years
NFL Record	12-20-0 (.375)	---	2 years

#Includes 2 playoff losses

Carolina Coaching Highs

Most Games at Carolina

No.	Coach	Games
1.	Rex Enright	140
2.	Paul Dietzel	96
3.	Jim Carlen	82
4.	Billy Laval	71
5.	Lou Holtz	70
6.	Joe Morrison	69
	Steve Spurrier	69
8.	Brad Scott	56
9.	Sparky Woods	55
10.	Warren Giese	50
	Marvin Bass	50

Most Wins at Carolina

No.	Coach	Wins
1.	Rex Enright	64
2.	Jim Carlen	45
3.	Paul Dietzel	42
4.	Steve Spurrier	39
	Billy Laval	39
	Joe Morrison	39
7.	Lou Holtz	33
8.	Warren Giese	28
9.	Sol Metzger	26
10.	Sparky Woods	24

Active Leaders By Wins

No.	Coach	Games
1.	Joe Paterno	397
2.	Jim Tressel	235
3.	Frank Beamer	234
4.	Mack Brown	218
5.	Chris Ault	212
6.	Steve Spurrier	181
7.	Brian Kelly	175
8.	Dennis Erickson	170
9.	Mike Price	168
10.	Larry Blakeney	157
11.	H. Schnellberger	154

NCAA Coaching Leaders

Active Leaders By Percentage

No.	Coach	Rec.	Pct.
1.	U. Meyer	100-21	.826
2.	B. Stoops	123-28	.815
3.	G. Patterson	92-28	.767
4.	K. Whittingham	54-17	.761
5.	M. Richt	93-31	.750
6.	J. Paterno	397-132-3	.749
7.	J. Tressel	235-79-2	.747
8.	B. Kelly	175-60-2	.743
9.	P. Johnson	132-48	.733
	10. S. Spurrier	181-70-2	.719
11.	B. Mendenhall	51-20	.718
12.	B. Petrino	58-23	.716

Steve Spurrier vs. All Opponents

Opponent.....Record

Akron	1-0
Alabama	7-5
Arkansas	5-3
Arkansas State	1-0
Army	1-0
Auburn	10-6
Ball State	1-0
Central Florida	2-0
Central Michigan	1-0
Citadel	2-0
Clemson	3-5
Colgate	1-0
Connecticut	0-1
Florida	1-4
Florida Atlantic	2-0
Florida State	5-8-1
Furman	2-0
Georgia	13-5
Georgia Southern	1-0
Georgia Tech	3-0
Houston	2-0
Iowa	0-1
Kentucky	17-1
Louisiana-Monroe	2-0
Louisville	1-0
Louisiana-Lafayette	3-0
LSU	11-3
Marshall	1-0
Maryland	2-2
Miami (Fla.)	0-1
Michigan State	0-1
Middle Tennessee	2-0
Mississippi State	6-2
Missouri	0-1
Nebraska	0-1
New Mexico State	1-0
North Carolina	4-0
North Carolina State	4-1-1
Northern Illinois	2-0
Northwestern	3-0
Notre Dame	0-1
Oklahoma State	1-0
Ole Miss	4-0
Penn State	1-0
Rutgers	0-1
San Jose State	1-0
South Carolina	10-1
South Carolina State	2-0
Southern Miss.	4-0
Syracuse	1-1
Tennessee	11-8
Texas Tech	0-1
Troy	1-0
UAB	1-0
Vanderbilt	15-2
Virginia	1-2
Wake Forest	1-2
West Virginia	1-0
Western Michigan	1-0
Wofford	2-0
TOTALS	181-70-2

Carolina's Superlatives Under Spurrier**MOST POINTS**

1.	52	vs Middle Tennessee.....	11-18-06
2.	45	vs Troy	09-24-05
	45	vs Florida Atlantic	09-23-06
4.	44	vs Kentucky.....	10-08-05
	44	vs Houston.....	12-29-06

FEWEST POINTS ALLOWED

1.	0	at Mississippi State.....	08-31-06
	0	vs NC State	08-28-08
3.	3	South Carolina State	09-15-07
	3	at NC State.....	09-03-09
5.	6	vs Georgia.....	09-11-10
	6	vs Florida Atlantic	09-23-06
	6	vs Tennessee.....	11-01-08

MOST FIRST DOWNS

1.	31	at Tennessee.....	10-27-07
2.	30	vs Wofford.....	09-20-08
3.	29	at Arkansas.....	11-03-07
4.	28	at Clemson.....	11-25-06
5.	27	vs Louisiana-Lafayette.....	09-01-07

FEWEST FIRST DOWNS ALLOWED

1.	10	vs NC State	08-28-08
2.	11	vs Georgia.....	09-11-10
	11	at Mississippi State.....	08-31-06
	11	vs Tennessee.....	11-01-08
	11	at NC State.....	09-03-09

MOST RUSHING ATTEMPTS

1.	58	vs Clemson.....	11-28-09
2.	52	vs Georgia.....	09-11-10
3.	45	vs UAB.....	09-27-08
4.	44	vs Tennessee.....	11-01-08
5.	42	vs NC State	08-28-08
	42	vs Wofford.....	09-20-08
	42	at NC State.....	09-03-09

FEWEST RUSHING ATTEMPTS, OPPONENTS

1.	22	at Kentucky.....	10-11-08
2.	23	vs Tennessee.....	10-28-06
3.	25	vs UAB.....	09-27-08
4.	26	vs Georgia.....	09-11-10
5.	27	at Kentucky.....	10-07-06
	27	vs Southern Miss	09-02-10
	27	vs Furman.....	9-18-10

MOST RUSHING YARDS

1.	287	vs Florida Atlantic	09-19-09
2.	224	vs Southern Miss	09-02-10
3.	223	vs South Carolina State.....	09-15-07
	223	vs Clemson.....	11-28-09
5.	213	vs South Carolina State.....	10-03-09
6.	208	at Clemson.....	11-25-06

FEWEST RUSHING YARDS ALLOWED

1.	34	vs Tennessee.....	11-01-08
2.	36	vs Alabama.....	10-09-10
3.	41	vs Vanderbilt.....	10-22-05
4.	48	vs Clemson.....	11-28-09
5.	51	vs Furman.....	09-18-10

MOST PASSES ATTEMPTED

1.	53	at Georgia.....	09-12-09
2.	51	at Arkansas.....	11-03-07
3.	50	at Tennessee.....	10-27-07
	50	vs Iowa.....	01-01-09
	50	at Tennessee.....	10-31-09

MOST PASSES COMPLETED

1.	34	at Tennessee.....	10-27-07
2.	31	at Georgia.....	09-12-09
3.	27	at Arkansas.....	11-03-07
4.	26	vs Florida.....	11-10-07
	26	vs Iowa.....	01-01-09

FEWEST PASSES ATTEMPTED, OPPONENTS

1.	11	vs Wofford.....	09-16-06
	11	at Arkansas.....	11-03-07
3.	13	at Vanderbilt.....	09-04-08
	13	vs Wofford.....	09-20-08
5.	16	vs Vanderbilt.....	10-20-07

FEWEST PASSES COMPLETED, OPPONENTS

1.	5	vs Wofford.....	09-16-06
	5	vs NC State	08-28-08
3.	6	vs Middle Tennessee.....	11-18-06
4.	8	Several times, last:	
		vs Ole Miss	09-24-09

MOST PASSING YARDS

1.	391	vs Middle Tennessee.....	11-18-06
2.	382	at Kentucky.....	10-16-10
3.	364	at Arkansas.....	11-03-07
4.	330	vs Central Florida.....	09-01-05
	330	at Tennessee.....	10-27-07

FEWEST PASSING YARDS ALLOWED

1.	49	vs NC State	08-28-08
2.	63	vs Louisiana-Lafayette.....	09-01-07
3.	67	vs Wofford.....	09-16-06
4.	68	vs South Carolina State.....	09-15-07
5.	70	at LSU.....	09-22-07

MOST YARDS TOTAL OFFENSE

1.	545	vs Middle Tennessee.....	11-18-06
2.	516	vs Florida Atlantic	09-19-09
3.	512	vs Houston.....	12-29-06
4.	501	at Tennessee.....	10-27-07
5.	492	vs Florida Atlantic	09-23-06
	492	at Clemson.....	11-25-06

FEWEST TOTAL YARDS ALLOWED

1.	133	at NC State	09-03-09
2.	138	vs NC State	08-28-08
3.	161	at Mississippi State.....	08-31-06
4.	200	vs Middle Tennessee.....	11-18-06
5.	207	vs UAB	09-27-08
	207	vs Tennessee.....	11-01-08

PUNTING AVERAGE (MIN. OF 3 PUNTS)

1.	50.0	vs Georgia.....	09-11-10
2.	48.7	at Mississippi State.....	08-31-06
3.	48.0	at Auburn	09-25-10
4.	46.0	vs Florida Atlantic	09-23-06
5.	45.7	vs NC State	08-28-08

MOST TIME OF POSSESSION

1.	36:31	vs Clemson	11-28-09
2.	36:25	at Tennessee.....	10-27-07
3.	35:15	vs Georgia.....	09-11-10
4.	34:59	vs UAB	09-27-08
5.	34:57	vs NC State	08-28-08

LONGEST SCORING DRIVE: BY YARDS

1.	99	vs Arkansas.....	11-04-06
	99	vs Vanderbilt	10-24-09
3.	97	vs Troy	09-24-05
4.	96	at Clemson.....	11-25-06
5.	95	vs Tennessee.....	10-28-06
	95	at Ole Miss	10-04-08
7.	93	vs Auburn.....	09-28-06
8.	92	vs Arkansas.....	11-04-06
	92	vs Southern Miss	09-02-10


LONGEST SCORING DRIVE: BY TIME

1.	8:02	vs Georgia.....	09-11-10
2.	7:55	vs Alabama.....	10-09-10
3.	7:38	vs Wofford.....	09-20-08
4.	7:07	vs Georgia.....	09-11-10
5.	6:27	vs Auburn.....	09-28-06

LONGEST SCORING DRIVE: BY PLAYS

1.	18	vs Wofford.....	09-20-08
2.	16	vs Georgia.....	09-11-10
3.	15	vs Alabama.....	10-09-10
	15	vs Auburn.....	09-28-06
5.	14	vs Kentucky.....	10-08-05
	14	at Arkansas.....	11-07-09
	14	vs Florida	11-14-09

Coaching Staff



Shawn Elliott **Offensive Line/Run Game Coord.**

- * First year at South Carolina.
- * Came to South Carolina after 13 years as an assistant at Appalachian State.
- * Played for the Mountaineers from 1992-95.
- * Helped Appalachian State to three consecutive national championships (2005-07).



Jay Graham **Running Backs/Asst. Spec. Teams**

- * Second year at South Carolina.
- * Comes to SC after stints at Miami (Ohio), UT-Martin, San Diego and Chattanooga.
- * Four-year letterman at Tennessee; ranks sixth all-time in rushing yards for the Vols.
- * Spent six seasons in the NFL with the Ravens, Seahawks and Packers.



G.A. Mangus **Quarterbacks**

- * Second year at South Carolina.
- * Came to Carolina after three years as an assistant coach at Middle Tennessee; was head coach at D-III Delaware Valley from 2002-05.
- * Was a quarterback at Florida from 1988-91; included two years under Steve Spurrier.




Jeep Hunter **Tight Ends/Asst. Special Teams**

- * Second year at South Carolina.
- * Spent previous two years as tight ends coach at Georgia Tech.
- * Coached DeAngelo Williams at Memphis from 2003-05; Williams finished career as NCAA all-time leader in all-purpose yards.



Steve Spurrier, Jr. **Wide Receivers**

- * Sixth year at South Carolina.
- * Will share play-calling duties with rest of offensive staff.
- * Has served on the coaching staff of two national championship teams (Florida and Oklahoma).
- * In his 12th season on his father's staff (5 at Florida, 2 with Washington in the NFL and now in his 5th year at South Carolina).



Ellis Johnson **Asst. Head Coach-Defense/LBs**

- * Third year at South Carolina.
- * Led the 2008 Gamecocks to rank 13th nationally in total defense; 2nd in pass defense.
- * Spent 2004-07 as the defensive coordinator at Mississippi State.
- * Born and raised in Winnsboro, S.C. Wife, Caroline, is a Columbia native.



Brad Lawing **Defensive Line**

- * Is in the fifth year of his second stint and his 15th year overall in Columbia.
- * Also has spent time as an assistant coach at North Carolina, Michigan State and Appalachian State.
- * Coached defensive end Eric Norwood to first team All-SEC honors and Ladi Ajiboye to second team Freshman All-America honors in 2007.



Lorenzo Ward **Def. Coord./Corners and FS's**

- * Second year at South Carolina.
- * Was secondary coach at Arkansas in 2008.
- * Spent six years as secondary coach at Virginia Tech.
- * Played at Alabama from 1986-89; played in four bowls and won an SEC championship.



Shane Beamer **Spurs/Strong Safeties/Special Teams/Recruiting Coordinator**

- * Fourth year at South Carolina.
- * Coached OLBs in 2007; cornerbacks in 2008.
- * Worked with Ellis Johnson at Mississippi State from 2004-06.
- * Son of longtime Virginia Tech head coach Frank Beamer.

WHERE ARE THEY ON GAMEDAY?

On the Field

Steve Spurrier (Head Coach)
Shane Beamer (Spurs/Strong Safeties/Special Teams)
Shawn Elliott (Offensive Line Coach/Running Game Coordinator)
Jay Graham (Running Backs)
Jeep Hunter (Tight Ends/Asst. Special Teams)
Brad Lawing (Defensive Line)
G.A. Mangus (Quarterbacks)

In the Booth

Ellis Johnson (Asst. Head Coach - Defense)
Steve Spurrier Jr. (Passing Game Coordinator/Wide Receivers)

Depth Chart (as of 10/13)**Offense**

WR	1	Alshon Jeffery	6-4	233	SO-1L	St. Matthews, S.C.
	8	Lamar Scruggs	6-3	227	FR-RS	Jacksonville Beach, Fla.
WR	81	Tori Gurley	6-5	230	SO-1L	Rock Hill, S.C.
	9	Ace Sanders	5-7	166	FR-HS	Bradenton, Fla.
	80	DeMario Bennett	6-2	174	FR-RS	Douglas, Ga.
WR	82	D.L. Moore	6-4	211	SO-1L	Bowling Green, Ky.
	4	Jason Barnes	6-4	211	JR-2L	Charlotte, N.C.
LT	76	Jarriel King	6-5	324	SR-2L	North Charleston, S.C.
	68	Kyle Nunn	6-5	304	JR-2L	Sumter, S.C.
LG	77	Garrett Chisolm	6-6	303	SR-1L	Charleston, S.C.
	73	Rokevious Watkins	6-4	325	JR-SQ	Fairburn, Ga.
C	55	T.J. Johnson	6-4	302	SO-1L	Aynor, S.C.
	67	Ronald Patrick	6-1	292	FR-HS	Cocoa, Fla.
RG	73	Rokevious Watkins	6-4	325	JR-SQ	Fairburn, Ga.
	60	Terrence Campbell	6-3	305	JR-1L	Austell, Ga.
RT	66	Hutch Eckerson	6-4	281	SR-3L	Lumberton, N.C.
	68	Kyle Nunn	6-5	304	JR-2L	Sumter, S.C.
TE	47	Patrick DiMarco	6-1	243	SR-3L	Altamonte Springs, Fla.
	87	Justice Cunningham	6-3	268	SO-1L	Pageland, S.C.
	89	Mike Triglia	6-4	239	SO-1L	Jacksonville, Fla.
QB	5	Stephen Garcia	6-2	227	JR-2L	Lutz, Fla.
	14	Connor Shaw	6-0	202	FR-HS	Flowery Branch, Ga.
FB	10	Brian Maddox	5-11	229	SR-3L	Anderson, S.C.
	47	Patrick DiMarco	6-1	243	SR-3L	Altamonte Springs, Fla.
TB	21	Marcus Lattimore	6-0	218	FR-HS	Duncan, S.C. -OR-
	31	Kenny Miles	5-10	192	SO-1L	Lawrenceville, Ga.

Defense

DE	98	Devin Taylor	6-7	249	SO-1L	Beaufort, S.C.
	92	Byron McKnight	6-5	235	JR-2L	Laurinburg, N.C.
DT	42	Travian Robertson	6-4	293	JR-2L	Laurinburg, N.C.
	52	Aldrick Fordham	6-4	263	SO-1L	Jamesown, S.C.
DT	91	Ladi Ajiboye	6-1	290	SR-3L	Riverdale, Ga.
	94	Kenny Davis	6-3	303	SO-SQ	Newberry, S.C. -OR-
	70	Byron Jerideau	6-0	339	SO-JC	Green Pond, S.C.
DE	83	Cliff Matthews	6-4	268	SR-3L	Cheraw, S.C.
	6	Melvin Ingram	6-2	264	JR-2L	Hamlet, N.C.
	90	Chaz Sutton	6-4	244	FR-RS	Savannah, Ga.
MLB	41	Josh Dickerson	6-1	225	SR-1L	Kingsland, Ga.
	45	Rodney Paulk	6-0	225	JR-2L	Columbia, S.C.
WLB	44	Tony Straughter	6-0	201	SR-1L	Madison, Fla.
	24	Quin Smith	6-0	233	SO-1L	Lenoir, N.C.
SPUR	26	Antonio Allen	6-2	205	JR-1L	Ocala, Fla.
	33	Damario Jeffery	6-3	220	SO-1L	Columbia, S.C.
CB	5	Stephon Gilmore	6-1	189	SO-1L	Rock Hill, S.C.
	3	Akeem Augustine	5-10	191	JR-2L	Hollywood, Fla.
FS	36	D.J. Swearinger	5-11	201	SO-1L	Greenwood, S.C.
	3	Akeem Augustine	5-10	191	JR-2L	Hollywood, Fla.
SS	21	DeVonte Holloman	6-2	228	SO-1L	Charlotte, N.C.
	36	D.J. Swearinger	5-11	201	SO-1L	Greenwood, S.C.
CB	17	Chris Culliver	6-1	201	SR-3L	Garner, N.C.
	12	C.C. Whitlock	5-10	178	JR-2L	Chester, S.C.

Specialists

KO	18	Jay Wooten	6-3	198	JR-SQ	Laurinburg, N.C. -OR-
	46	Joey Scribner-Howard	6-1	207	JR-SQ	Irmo, S.C.
PK	34	Spencer Lanning	5-11	192	SR-2L	Rock Hill, S.C.
	18	Jay Wooten	6-3	198	JR-SQ	Laurinburg, N.C.
P	34	Spencer Lanning	5-11	192	SR-2L	Rock Hill, S.C.
	18	Jay Wooten	6-3	198	JR-SQ	Laurinburg, N.C.
KR	17	Chris Culliver	6-1	201	SR-3L	Garner, N.C. -OR-
	36	D.J. Swearinger	5-11	201	SO-1L	Greenwood, S.C. -OR-
	22	Bryce Sherman	5-4	155	SO-1L	Winston-Salem, N.C.
PR	5	Stephon Gilmore	6-1	189	SO-1L	Rock Hill, S.C.
	3	Akeem Augustine	5-10	191	JR-2L	Hollywood, Fla.
DS	59	Charles Turner	6-4	250	SR-3L	Roebuck, S.C.
	51	Walker Inabinet	5-9	194	SO-SQ	Columbia, S.C.
H	11	Seth Strickland	6-2	191	SO-SQ	Laurens, S.C.
	9	Ace Sanders	5-7	166	FR-HS	Bradenton, Fla.

Numerical Roster

No.	Name	Pos.	Ht.	Wt.	Yr.-Exp	Hometown (High/Last School)	No.	Name	Pos.	Ht.	Wt.	Yr.-Exp	Hometown (High/Last School)
1	Alshon Jeffery	WR	6-4	233	SO-1L	St. Matthews, S.C. (Calhoun County)	44	Tony Straughter	LB	6-0	201	SR-1L	Madison, Fla. (Madison County/Georgia Military)
3	Akeem Augustine	FS	5-10	191	JR-2L	Hollywood, Fla. (Chaminade-Madonna/Fork Union)	45	Rodney Paulk	LB	6-0	225	JR-2L	Columbia, S.C. (Richland Northeast)
3	Nick Jones	WR	5-8	189	FR-HS	Moore, S.C. (Byrnes)	46	Dalton Wilson	FB	6-1	220	SO-1L	Williston, S.C. (Williston-Elko)
4	Jason Barnes	WR	6-4	211	JR-2L	Charlotte, N.C. (Independence)	46	Joey Scribner-Howard	PK	6-1	207	JR-SQ	Irmo, S.C. (Dutch Fork/Carson-Newman)
5	Stephen Garcia	QB	6-2	227	JR-2L	Lutz, Fla. (Jefferson)	47	Patrick DiMarco	FB/TE	6-1	243	SR-3L	Altamonte Springs, Fla. (Lake Brantley)
5	Stephon Gilmore	CB	6-1	189	SO-1L	Rock Hill, S.C. (South Pointe)	48	Matt Coffee	FB	5-11	225	FR-HS	Mary Esther, Fla. (Fort Walton Beach)
6	Melvin Ingram	DT	6-2	264	JR-2L	Hamlet, N.C. (Richmond County)	48	Quincy Jackson	LB	5-11	210	FR-TR	Gaffney, S.C. (Gaffney/Allen)
7	Corey Addison	SS	6-0	204	FR-RS	Jacksonville, Fla. (Andrew Jackson)	49	Blake Baxley	SPR	5-9	198	SR-2L	Columbia, S.C. (Lexington)
7	Dylan Thompson	QB	6-2	209	FR-HS	Boiling Springs, S.C. (Boiling Springs)	50	A.J. Cann	OG	6-3	286	FR-HS	Bamberg, S.C. (Bamberg-Ehrhardt)
8	Lamar Scruggs	WR	6-3	227	FR-RS	Jacksonville Beach, Fla. (Fletcher)	50	Billy Byrne	LB	5-11	223	FR-RS	Palm Harbor, Fla. (East Lake)
9	Ace Sanders	WR	5-7	166	FR-HS	Brandenton, Fla. (Manatee)	51	Walker Inabinet	DS	5-9	194	SO-SQ	Columbia, S.C. (Hammond School)
9	Sharrod Golightly	SS	5-10	181	FR-HS	Decatur, Ga. (Southwest DeKalb)	52	Aldrick Fordham	DE	6-4	263	SO-1L	Jamestown, S.C. (Timberland)
10	Brian Maddox	TB	5-11	229	SR-3L	Anderson, S.C. (T.L. Hanna)	53	Corey Robinson	OT	6-6	317	FR-HS	Havelock, N.C. (Havelock)
10	Cadarius Sanders	CB	5-11	180	FR-HS	LaGrange, Ga. (Troup County)	54	Connor McLaurin	LB	6-0	225	FR-HS	Raleigh, N.C. (Garner)
11	Seth Strickland	QB	6-2	191	SO-SQ	Laurens, S.C. (Laurens)	55	T.J. Johnson	OC	6-4	302	SO-1L	Aynor, S.C. (Aynor)
12	C.C. Whitlock	CB	5-10	178	JR-2L	Chester, S.C. (Chester)	57	C.J. Heinz	P	6-2	200	SO-SQ	Irmo, S.C. (Dutch Fork/Tennessee)
12	Andrew Clifford	QB	6-2	219	FR-RS	Tampa, Fla. (Wharton)	57	Tramell Williams	OG	6-0	299	FR-HS	Jacksonville, Fla. (Lee)
14	Connor Shaw	QB	6-1	202	FR-HS	Flowery Branch, Ga. (Flowery Branch)	58	Ryland Culbertson	DS	6-4	260	FR-HS	Laurens, S.C. (Laurens Academy)
15	Patrick Fish	P	5-11	170	FR-HS	Shelby, N.C. (Burns)	59	Charles Turner	DS	6-4	250	SR-3L	Roebuck, S.C. (Dorman)
15	Payton Brady	QB	6-2	210	SO-TR	Lincolnton, N.C. (East Lincoln/ Charleston Southern/Campbell)	60	Terrence Campbell	OG	6-3	305	JR-1L	Austell, Ga. (South Cobb)
16	Shaq Wilson	LB	5-11	229	JR-2L	Jacksonville, Fla. (First Coast)	61	Travis Ford	OL	6-4	250	FR-RS	Fork, S.C. (Lake View/Coastal Carolina)
17	Chris Culliver	CB	6-1	201	SR-3L	Garner, N.C. (Garner)	62	Davis Moore	DS/LB	6-1	212	FR-TR	Buford, Ga. (Mill Creek/Emory & Henry)
17	Josh Hinch	TB	5-8	170	SO-TR	Knoxville, Tenn. (Austin East/ MidAmerica Nazarene)	63	Chris Vaughn	DS	6-0	272	JR-SQ	Columbia, S.C. (Irmo)
18	Dion LeCorn	SPR	5-11	217	SR-3L	Ocala, Fla. (Trinity Catholic)	65	Ryan Broadhead	OC	6-5	264	JR-SQ	Leesburg, Ga. (Lee County)
18	Jay Wooten	PK	6-3	198	JR-SQ	Laurinburg, N.C. (Scotland County/UNC)	66	Hutch Eckerson	OT	6-4	281	SR-3L	Lumberton, N.C. (Lumberton)
19	DeAngelo Smith	WR	6-0	181	FR-RS	Kingsland, Ga. (Camden County)	67	Ronald Patrick	OC	6-1	292	FR-HS	Cocoa, Fla. (Cocoa)
20	Cedrick Snead	WR	5-7	181	JR-1L	Garner, N.C. (Garner)	68	Kyle Nunn	OT	6-5	304	JR-2L	Sumter, S.C. (Sumter)
21	DeVonte Holloman	SS	6-2	228	SO-1L	Charlotte, N.C. (South Pointe)	69	Matt Grooms	DS	6-0	244	SR-SQ	McColl, S.C. (Marlboro County)
21	Marcus Lattimore	TB	6-0	218	FR-HS	Duncan, S.C. (Byrnes)	70	Byron Jerideau	DT	6-0	339	SO-JC	Green Pond, S.C. (Colleton County/Fort Scott CC)
22	Bryce Sherman	TB	5-4	155	SO-1L	Winston-Salem, N.C. (Carver)	73	Rokevious Watkins	OG	6-4	325	JR-SQ	Fairburn, Ga. (Creekside/Georgia Military)
23	Brandon Davis	DB	5-11	174	JR-1L	Columbia, S.C. (Dutch Fork/Carson-Newman)	75	Steven Singleton	OG	6-2	303	SR-SQ	Buford, Ga. (Buford/Georgia Military)
24	Quin Smith	LB	6-0	233	SO-1L	Lenoir, N.C. (Hibriten)	76	Jarriel King	OT	6-5	324	SR-2L	North Charleston, S.C. (North Charleston/Georgia Military)
25	Alonzo Winfield	SS	6-0	218	JR-2L	Winston-Salem, N.C. (Carver)	77	Garrett Chisolm	OT	6-6	303	SR-1L	Charleston, S.C. (West Ashley/Pikeville)
26	Antonio Allen	SPR	6-2	205	JR-1L	Ocala, Fla. (Trinity Catholic/Fork Union)	78	Cody Gibson	OT	6-6	269	FR-HS	Tallahassee, Fla. (Lincoln)
27	Victor Hampton	CB	5-9	188	FR-HS	Darlington, S.C. (Darlington)	80	DeMario Bennett	WR	6-2	174	FR-RS	Douglas, Ga. (Coffee County)
28	Eric Baker	TB	5-11	190	JR-2L	Jacksonville, Fla. (White/Fork Union)	81	Tori Gurley	WR	6-5	230	SO-1L	Rock Hill, S.C. (Rock Hill/New Hampton Prep)
28	Jared Shaw	FS	5-10	182	SO-SQ	Fort Mill, S.C. (Fort Mill/Newberry)	81	Adam Yates	PK	6-1	217	SO-1L	Sparks, Md. (Hereford)
29	Chaun Gresham	DE	6-1	238	FR-RS	Auburn, Ga. (Apalachee)	82	D.L. Moore	WR	6-4	211	SO-1L	Bowling Green, Ky. (Bowling Green)
30	Bret Morgan	FS	5-10	180	SO-TR	Hudson, Mass. (Hudson/Dean College)	83	Cliff Matthews	DE	6-4	268	SR-3L	Cheraw, S.C. (Cheraw)
31	Kenny Miles	TB	5-10	192	SO-1L	Lawrenceville, Ga. (Brookwood)	84	Kyle Madden	TE	6-3	248	SO-TR	Powder Springs, Ga. (Harrison/UCF)
31	Matt O'Brien	FS	5-11	182	FR-RS	New Milford, N.J. (Bergen Catholic)	85	Kevin White	WR	6-2	206	JR-SQ	North Charleston, S.C. (Fort Dorchester/Newberry)
32	Reginald Bowers	LB	6-2	240	SO-1L	Holly Springs, N.C. (Garner)	87	Justice Cunningham	TE	6-3	268	SO-1L	Pageland, S.C. (Central)
33	Damario Jeffery	SPR	6-3	220	SO-1L	Columbia, S.C. (Columbia)	89	Mike Triglia	TE	6-4	239	SO-1L	Jacksonville, Fla. (The Bolles School)
34	Spencer Lanning	P/K	5-11	192	SR-2L	Rock Hill, S.C. (York)	90	Chaz Sutton	DE	6-4	244	FR-RS	Savannah, Ga. (Jenkins/Fork Union)
35	Jimmy Legree	CB	5-11	178	FR-RS	Beaufort, S.C. (Beaufort)	90	Josh Newton	PK	6-1	193	SO-HS	Aiken, S.C. (South Aiken)
36	D.J. Swearinger	FS	5-11	201	SO-1L	Greenwood, S.C. (Greenwood)	91	Ladi Ajiboye	DT	6-1	290	SR-3L	Riverdale, Ga. (Banneker/Hargrave Military)
39	Marty Markett	CB	5-10	168	JR-SQ	York, S.C. (York)	92	Byron McKnight	DE	6-5	235	JR-2L	Laurinburg, N.C. (Scotland County)
40	Calvin Lee	LB	6-3	225	SO-TR	Chapin, S.C. (Chapin/Alabama)	94	Kenny Davis	DT	6-3	303	SO-SQ	Newberry, S.C. (Newberry)
41	Josh Dickerson	LB	6-1	225	SR-1L	Kingsland, Ga. (Camden County/Georgia Military)	95	Corey Simmons	DE	6-4	253	FR-HS	Lawrenceville, Ga. (Greater Atlanta Christian)
42	Travian Robertson	DT	6-4	293	JR-2L	Laurinburg, N.C. (Scotland County)	97	J.T. Surratt	DT	6-1	300	FR-HS	Winston-Salem, N.C. (Parkland)
42	Eric Davis	P	6-2	172	SO-SQ	Newberry, S.C. (Newberry)	98	Devin Taylor	DE	6-7	249	SO-1L	Beaufort, S.C. (Beaufort)
43	Qua Gilchrist	LB	6-1	231	SO-JC	Abbeville, S.C. (Abbeville/Butler Co. CC)	99	Jordan Butler	PK	6-1	175	FR-HS	Myrtle Beach, S.C. (Myrtle Beach)
43	Jacob Baker	FB	5-9	189	SO-SQ	Ridgeland, S.C. (Thomas Heyward Academy)							

Carolina Player Notes

Corey Addison

7

Strong Safety • RS-Freshman**Career Games/Starts:** 6/0**2010 Games/Starts:** 6/0**This Season**

- Had five tackles in his career debut against Southern Miss.
- Posted one tackle vs. Furman.
- Had a tackle on special teams vs. Alabama

Career Highs

- Tackles: 5 (Southern Miss '10)

Ladi Ajiboye

91

Defensive Tackle • Senior**Career Games/Starts:** 41/37**2010 Games/Starts:** 6/5**Preseason Honors**

- **2010 Preseason All-SEC Second Team (Coaches)**
- **2010 Preseason All-SEC Third Team (Phil Steele)**
- **2010 Preseason All-SEC Third Team (Athlon)**

This Season

- Equalled career high with six tackles vs. Georgia.
- Had three stops vs. Alabama.
- Posted three tackles at Auburn.
- Had two tackles including 0.5 for loss vs. Furman; posted an identical line at Kentucky.
- Played sparingly vs. Southern Miss; had one QB hurry in the game.
- Second on the squad in career starts with 34; only Cliff Matthews has more

Career Highlights

- Recorded 45 tackles in 2009; 4.0 for loss
- Named SEC Defensive Lineman of the Week after 2009 SC win over Clemson where he helped limit C.J. Spiller to 18 yards

Career Highs

- Tackles: 6 (Georgia '10; Kentucky '09; North Carolina '07)
- Sacks: 2 (North Carolina '07)
- Tackles for Loss: 2 (North Carolina '07)

Antonio Allen

26

Spur • Junior**Career Games/Starts:** 20/11**2010 Games/Starts:** 4/3**This Season**

- Posted six tackles, including 1.0 for loss, at Kentucky.
- Forced a fumble on his first career sack vs. Alabama; was Alabama's only turnover of the game. Had five total tackles vs. Crimson Tide.
- Had two tackles in first start of season at Auburn.
- Made first appearance of the season vs. Furman, recording two tackles.
- Did not play in first two games; suffered hamstring injury in practice leading up to Southern Miss game.

Career Highlights

- Made 35 tackles in 2009.
- Broke up two passes last season.

Career Highs

- Tackles: 7 (Florida Atlantic '09)
- Sacks: 1.0 (Alabama '10)
- Tackles for Loss: 1.0 (Alabama '10)
- Forced Fumbles: 1 (Alabama '10)

Akeem Auguste

3

Free Safety • Junior**Career Games/Starts:** 26/12**2010 Games/Starts:** 6/4**This Season**

- Fourth on the squad with 22 tackles through five games.
- Equalled career high with 8 tackles in season-opener vs. Southern Miss.
- Also had a TFL and a PBU vs. Southern Miss.
- Second straight strong performance with six tackles vs. Georgia.
- Recorded five tackles in loss at Auburn.
- Had two tackles vs. Alabama; also had two stops at Kentucky.

Career Highlights

- Started nine games at cornerback in 2009.
- Had 38 tackles in 10 games last season.
- Forced fumbles against Georgia and Clemson in 2009.

Career Highs

- Tackles: 8 (Southern Miss '10, FAU '09)
- Tackles for Loss: 1.0 (Southern Miss '10, FAU '09, Clemson '09)
- Long Punt Return: 13 (Ole Miss '09)

Jason Barnes

4

Wide Receiver • Junior**Career Games/Starts:** 35/17**2010 Games/Starts:** 6/0**This Season**

- Had one catch for 16 yards in season opener vs. Southern Miss.
- Has more starts (17) and appearances (35) than any other receiver on the roster.

Career Highlights

- Caught 26 passes for 287 yards in 2009.
- Averaged 11.0 yards per catch last season.
- Scored two touchdowns in Gamecocks' win at Ole Miss in 2008.

Career Highs

- Receptions: 7 (Ole Miss '08)
- Receiving Yards: 88 (Kentucky '08)
- Long Reception: 38 (Kentucky '08)
- Touchdowns: 2 (Ole Miss '08)

Terrence Campbell

60

Offensive Guard • Senior**Career Games/Starts:** 32/17**2010 Games/Starts:** 4/1**This Season**

- Made first start of the season at right guard vs. Furman.
- Made first appearance vs. Georgia; also played at Auburn.
- Did not play vs. Southern Miss (ankle), Alabama or Kentucky.

- Earned Everyday Effort Award for Offense in the spring.

Career Highlights

- Granted medical redshirt in 2009; missed final 11 games with neck/shoulder stinger.
- Started nine games in 2008 at right guard.

Garrett Chisolm

77

Offensive Guard • Senior**Career Games/Starts:** 11/7**2010 Games/Starts:** 5/5**This Season**

- Nominated for Campbell Award (formerly known as Draddy Award).
- Has started five of six games at left guard.
- Did not play vs. Furman (family emergency).

Career Highlights

- Started two games in 2009 after joining team as a walk-on in August.
- Made career debut vs. South Carolina State.
- Earned starts against Arkansas and Florida in 2009.

Chris Culliver

17

Cornerback/Kick Returner • Senior**Career Games/Starts:** 30/29**2010 Games/Starts:** 5/5**Preseason Honors**

- **2010 Preseason All-SEC Second Team (Coaches)**
- **2010 Preseason All-SEC Third Team (Phil Steele)**
- **2010 Preseason All-SEC Third Team (Athlon)**

This Season

- Is South Carolina's all-time leader in kickoff returns (106) and kick return yards (2,476).
- Took over third place all-time in SEC history with 56 yards on kickoff returns vs. Furman, passing Derek Abney of Kentucky (2,315).
- Moved into fourth all-time in SEC history with 69 yards on kickoff returns vs. Georgia, passing Mark Johnson of Vanderbilt (2,263).
- Is third in SEC history with 106 career kickoff returns; passed Domanick Davis and Derek Abney with three returns vs. Georgia.
- Needs 22 kick return yards and one return to tie for second all-time in SEC history in both categories.
- Needs 242 kick return yards and 6 kick returns to become the SEC's all-time leader in each category.
- Led team with a season-high eight tackles at Kentucky.
- Had six tackles with 0.5 for loss in win over Alabama.
- Recorded six tackles, forced a fumble and broke up a pass in loss at Auburn.
- Shared team lead with six tackles, including his fourth career sack, vs. Furman.
- Had two tackles in first start of season vs. Georgia.
- Did not play vs. Southern Miss.

Career Highlights

- **2009 All-SEC Second Team (AP)**
- **2009 All-SEC Third Team (Phil Steele)**
- **2007 All-SEC Freshman Team (Sporting News)**
- Set school record for kick returns against Florida Atlantic in 2009.
- Broke school record for return yards in 2009 game vs. Kentucky.
- Averaged 22.5 yards per return in 2009.

Carolina Player Notes

- Has three career interceptions, two in a win at Kentucky in 2008.
- Has three career kick returns for 50 yards or longer.

Career Highs

- Kick Return Yards: 130 (Kentucky '09)
- Long Kickoff Return: 67 (Tennessee '08)
- Tackles: 11 (Alabama '09)
- Sacks: 1 (Furman '10; Vanderbilt, Florida '09; Tennessee '08)
- Forced Fumbles: 1 (Auburn '10; Ole Miss, Clemson '08)
- Interceptions: 2 (Kentucky '08)

Justice Cunningham 87**Tight End • Sophomore****Career Games/Starts:** 19/2**2010 Games/Starts:** 6/0**This Season**

- Had one catch for 7 yards vs. Georgia, converting a third down on a second-quarter drive.
- Played vs. Southern Miss, Furman, Alabama and Kentucky; did not record any offensive statistics.
- Recorded a tackle on special teams at Auburn.
- Earned Steve Sisk Outstanding Blocker Award in the spring.

Career Highlights

- Has played in all 17 games of his Carolina career.
- Had two catches on the season in 2009.

Career Highs

- Receptions: 1 (Georgia '10; S.C. State, Tennessee '09)
- Receiving Yards: 14 (Tennessee '09)
- Long Reception: 14 (Tennessee '09)

Brandon Davis 23**Cornerback • Junior****Career Games/Starts:** 18/0**2010 Games/Starts:** 6/0**This Season**

- Equalled career high with two tackles vs. Georgia, both on kickoff returns.
- Had one tackle each vs. Southern Miss, Furman, Alabama and Kentucky.
- Role player who provides depth in the secondary and on special teams.
- Earned Harold White GPA Award for defense in the spring.

Career Highlights

- Played in 12 of 13 games last season, mostly on special teams.
- Registered four tackles in 2009.

Career Highs

- Tackles: 2 (Georgia '10; Clemson '09)

Kenny Davis 94**Defensive Tackle • RS-Sophomore****Career Games/Starts:** 8/0**2010 Games/Starts:** 4/0**This Season**

- Earned significant snaps vs. Southern Miss; had a career-high two tackles.
- Played vs. Georgia, Furman and Kentucky; did not record

any statistics.

- Did not play at Auburn or vs. Alabama.

Career Highlights

- Played in four games in 2009.
- Made one tackle vs. Georgia last season.

Career Highs

- Tackles: 2 (Southern Miss '10)

Josh Dickerson 41**Linebacker • Senior****Career Games/Starts:** 18/7**2010 Games/Starts:** 6/6**This Season**

- Has 28 tackles on the season, tied for third on the squad.
- Posted a career-best 9 tackles at Auburn, tying for the team lead in the game.
- Had 7 tackles with 1.0 for loss in win over Alabama.
- Equalled then-career high with 7 tackles vs. Georgia.
- Had one tackle for loss vs. Kentucky.
- Had one tackle (0.5 for loss) vs. Furman.
- Recorded three tackles vs. Southern Miss.

Career Highlights

- Played in 12 of 13 games in 2009, starting vs. Kentucky.
- Made 36 tackles, including 2.5 for loss in 2009.
- Made seven tackles against Florida Atlantic in 2009.

Career Highs

- Tackles: 9 (Auburn '10)
- Tackles for Loss: 1.5 (Arkansas '09)

Patrick DiMarco 47**Fullback/Tight End • Senior****Career Games/Starts:** 44/18**2010 Games/Starts:** 6/5**This Season**

- Team Captain for the second straight year.
- Matched a career high with four receptions vs. Furman.
- Had a catch for 7 yards at Kentucky.
- Caught one pass for 11 yards at Auburn.
- Started at fullback vs. Georgia; had a career-long 17-yard reception in the first quarter.
- Played both tight end and fullback vs. Southern Miss; caught one pass for a gain of one yard.
- Missed several practices in preseason camp with a hairline fracture in his arm.
- Won Joe Morrison Award as Offensive Player of the Spring.

Career Highlights

- Rushed 10 times for 31 yards; caught 14 passes for 78 yards in 2009.
- Scored his second career touchdown in the win over then-No. 4 Ole Miss in 2009.

Career Highs

- Rushes: 5 (NC State '09)
- Rushing Yards: 19 (NC State '09)
- Long Rush: 7 (NC State '09)
- Receptions: 4 (Furman '10, Georgia '09)
- Receiving Yards: 35 (Georgia '09)
- Long Reception: 17 (Georgia '10)
- Receiving TDs: 1 (Kentucky '07, Clemson '08, Ole Miss '09)
- Rushing TDs: None

Hutch Eckerson 66**Offensive Tackle • Senior****Career Games/Starts:** 33/19**2010 Games/Starts:** 4/4**This Season**

- Returned to starting lineup vs. Alabama.
- Suffered ankle injury vs. Georgia and did not play vs. Furman or Auburn.
- Started four of first six games at right tackle.

Career Highlights

- Has made 18 career starts, ranking second among interior linemen (Jarriel King, 22).
- Fifth-year senior; redshirted in 2007 after playing 10 games with five starts in 2006.

Aldrick Fordham 52**Defensive End • Sophomore****Career Games/Starts:** 12/0**2010 Games/Starts:** 6/0**This Season**

- Had two tackles vs. Furman.
- Made one tackle in loss at Auburn.
- Played significant snaps vs. Southern Miss, recording three tackles.
- Played vs. Georgia, Alabama, Kentucky; did not record any statistics.

Career Highlights

- Took off redshirt in South Carolina State game in 2009; made four tackles in the contest.
- Played in six games in 2009, mostly on special teams.

Career Highs

- Tackles: 4 (South Carolina State '09)

Stephen Garcia 5**Quarterback • Junior****Career Games/Starts:** 27/22**2010 Games/Starts:** 6/6**This Season**

- **SEC Offensive Player of the Week (Week 6)**
- **Walter Camp National Offensive Player of the Week (Week 6)**
- **ESPNU Impact Player of the Week (Week 6)**
- Has a completion percentage of 69.9% through four games.
- Threw for a career-high 382 yards with two touchdown passes and two interceptions, completing 20-of-32 passes in losing effort at Kentucky; ranked as the eighth-best passing yardage total in South Carolina history.
- His total against Kentucky was the most for South Carolina since Blake Mitchell passed for 388 against Middle Tennessee on Nov. 18, 2006.
- Became the sixth quarterback in Gamecock history to eclipse the 5,000-yard career passing mark in loss at Kentucky.
- Had what coach Steve Spurrier called "the best game of his career" with a 17-for-20, 3-touchdown, 201-yard effort in a victory over No. 1 Alabama. The 85.0% completion percentage was the best of his career, surpassing a 74.1% effort against Florida Atlantic last season.
- Equalled a career high with three touchdown passes in losing effort at Auburn; two to Alshon Jeffery, one to Tori Gurley.

Carolina Player Notes

- Was 15-for-21 for 235 yards at Auburn; completed the second-longest pass of his career (69 yards) to Alshon Jeffery.
- Hit Tori Gurley and D.L. Moore for touchdown passes in win over Furman; was 13-for-20 for 150 yards. Also had first two interceptions of season vs. Furman.
- Surpassed the career 4,000-yard passing mark vs. Georgia, completing 12-of-17 passes for 165 yards.
- Completed 16-of-23 passes for 193 yards vs. Southern Miss.
- Rushed for a pair of TDs vs. Southern Miss; his first multi-rushing touchdown game of his career.
- Has scored 8 career rushing TDs.
- Has started 20 straight games dating back to 2009 Outback Bowl vs. Iowa.
- Is No. 2 among the SEC's active career leaders in total yards (5,487) and passing yards (5,020).
- Passed Bobby Fuller (4,896 yards) and Tommy Suggs (4,916) on the all-time South Carolina passing list with 382 yards against Kentucky.
- Needs 632 passing yards to move into fifth place all-time at South Carolina (Phil Petty - 5,652 yards).
- Needs 8 passing TDs to move from 9th to 3rd on all-time USC list.
- Moved into a tie for sixth all-time in touchdown passes with three scoring throws at Auburn; tying Bobby Fuller and Phil Petty with 28 for his career and passing Jeff Grantz (26).
- Needs one TD pass to tie Tommy Suggs for fifth all-time at Carolina (34).
- Passed Bobby Fuller for 6th all-time in completions in win over Alabama; now has 397 career pass completions. Needs 35 completions to move into 5th all-time at Carolina (Anthony Wright, 432).
- Passed Tommy Suggs for 6th all-time in pass attempts, now has 687 for his career. Needs 107 attempts to tie Blake Mitchell for fifth all-time at Carolina (794).
- 12-10 in his career as a starter.

In the Carolina Record Book

- Career Passing Yards: 6th (5,020)
- Career Completions: 6th (397)
- Career Pass Attempts: 7th (655)
- Career Passing TDs: 6th (33)
- Career Completion Pct.: 4th (57.8% - 397 of 687)
- Single-Season Passing Yards: 4th (2,862 - 2009)
- Single-Season Pass Attempts: T-1st (432 - 2009)
- Single-Season Completions: 4th (239 - 2009)
- Single-Season Passing TDs: T-5th (17 - 2009)

Career Highlights

- **2009 All-SEC Fourth Team (Phil Steele)**
- Started every game in 2009, first SC QB to do that since Dondriak Pinkins (2003).
- Ranked 2nd in SEC with 220.2 yards/game in 2009.
- Logged four of the SEC's 14 300-yard passing games in 2009; was third QB in SC history to have four 300-yard games in a season (Steve Taneyhill, Todd Ellis).
- Set personal bests with 31-for-53, 313-yard performance in loss at Georgia in 2009.
- Accounted for all four TDs vs. Kentucky in 2009 (3 passing, 1 rushing)
- Made first career appearance against Georgia in 2008.
- First career start: 10/18/08 vs. LSU

Career Highs

- Pass Attempts: 53 (Georgia '09)
- Pass Completions: 31 (Georgia '09)
- Passing Yards: 382 (Kentucky '10)
- Completion Pct.: 85.0% (Alabama '10)
- Touchdown Passes: 3 (Auburn, Alabama '10; Kentucky, Clemson '09)

- Long Pass: 80 (Arkansas '09; to Alshon Jeffery for TD)
- Rush Attempts: 19 (LSU '08)
- Rushing Yards: 86 (UAB '08)
- Long Rush: 25 (Kentucky '08)
- Rushing TDs: 2 (Southern Miss '10)

Stephon Gilmore

Cornerback • Sophomore

Career Games/Starts: 19/19
2010 Games/Starts: 6/6

Preseason Honors

- **All-America Second Team (Lindy's)**
- **All-America Third Team (Athlon)**
- **All-America Fourth Team (Phil Steele)**
- **All-SEC First Team (Coaches/Media)**

Award Watch Lists

- **Bednarik**
- **Hornung**
- **Nagurski**
- **Thorpe**

This Season

- Had a stellar outing vs. Alabama, sharing the team lead with nine tackles, including a career-best 2.0 sacks.
- Shared team lead with nine tackles (including 1.0 for loss) in loss at Auburn. Eight of nine stops were solo tackles.
- Picked off a Furman pass and returned it 80 yards for a touchdown to seal the victory in the fourth quarter; it was his first career touchdown and second career interception.
- Posted six tackles at Kentucky.
- Had five tackles vs. Furman and broke up a pass.
- Recovered a Georgia fumble on the Carolina 1-yard-line and returned it 13 yards to help keep the Bulldogs out of the end zone for the first time in three years.
- Had two tackles vs. Georgia.
- Returned three punts for 24 yards vs. Georgia.
- Took a pair of snaps at QB vs. Southern Miss; ran once for 14 yards and missed on his only pass attempt.
- Had a big night vs. USM with six tackles, 2.0 for loss (a career-high) and a pass breakup.
- Serves as the Gamecocks' primary punt returner.

Career Highlights

- **2009-10 USC New Student-Athlete of the Year**
- **2009 Freshman All-American (Phil Steele, CollegeFootballNews.com, Scout)**
- **2009 Freshman All-SEC Team**
- Made 56 tackles as a freshman in 2009; fifth on the team.
- Had an interception and a fumble recovery vs. Florida Atlantic in 2009.
- Returned a punt 75 yards for a TD at Tennessee; however, play was called back on a penalty that would not have affected the play.
- Played one series at quarterback vs. Clemson, leading SC on a touchdown-scoring drive in the 34-17 victory.
- Named MVP of the 2009 Carolina-Clemson game.

Defensive Career Highs

- Tackles: 10 (Florida '09)
- Tackles for Loss: 2.0 (Southern Miss, Alabama '10)
- Sacks: 2.0 (Alabama '10)
- Forced Fumbles: 1 (Georgia '09, Tennessee '09)
- Fumbles Recovered: 1 (Georgia '10; Florida Atlantic, Clemson '09)
- Interceptions: 1 (Furman '10; Florida Atlantic '09)
- Defensive Touchdowns: 1 (Furman '10)

Offensive/Special Teams Career Highs

- Pass Attempts: 1 (Southern Miss '10, Clemson '09)
- Completions: 1 (Clemson '09)
- Passing Yards: 39 (Clemson '09)
- Long Pass: 39 (Clemson '09)
- Rush Attempts: 5 (Clemson '09)
- Rushing Yards: 20 (Clemson '09)
- Long Rush: 14 (Southern Miss '10)
- Punt Returns: 3 (Georgia '10; Tennessee, Clemson '09)
- Punt Return Yards: 37 (Tennessee '09)
- Long Punt Return: 35 (South Carolina State '09)

Tori Gurley

Wide Receiver • Sophomore

Career Games/Starts: 19/11
2010 Games/Starts: 6/6

This Season

- Hauled in two passes for 43 yards at Kentucky.
- Had three catches for 31 yards vs. Alabama.
- Hauled in a 3-yard pass from Garcia for a touchdown at Auburn, his second of the year.
- Equaled career high with four catches for 42 yards at Auburn.
- Is second on the team with 15 catches for 145 yards through five games.
- Caught a 15-yard touchdown pass - this one wasn't called back! - against Furman for the first score of the game; finished with 3 catches for 52 yards.
- Caught one pass for 17 yards vs. Georgia.
- Had yet another touchdown "called back" vs. Georgia when he scooped up what appeared to be an Alshon Jeffery fumble in the first quarter and scored; however, replay showed that Jeffery was down before the ball came loose.
- Equaled career high with four catches for 12 yards vs. Southern Miss.

Career Highlights

- Ranked fourth on the team with 31 catches in 2009.
- Had third-most receiving yards (440) in 2009.
- Had three TD catches called back due to penalty in the first two games of the 2009 season.
- Caught touchdown passes (that were not called back) against Georgia and Clemson.
- Had 100 yards receiving in win over Florida Atlantic; paired with Jarvis Giles to be first 100/100 pair for Carolina since 2007; first time for two freshmen since 2005.
- Had two catches for 40+ yards in 2009.
- Named Most Improved Receiver following 2009 spring drills.

Career Highs

- Receptions: 4 (six times)
- Receiving Yards: 100 (Florida Atlantic '09)
- Long Reception: 44 (Florida Atlantic '09)
- Touchdown Receptions: 1 (Auburn, Furman '10; Georgia, Clemson '09)
- 100-yard Receiving Games: 1 (Florida Atlantic '09)

DeVonte Holloman

Strong Safety • Sophomore

Career Games/Starts: 19/8
2010 Games/Starts: 6/6

This Season

- Leads the Gamecocks with 40 tackles through six games; has easily eclipsed his season total from 2009 (30).
- Shared team lead with a career-high eight tackles -

Carolina Player Notes

including 1.0 for loss - in loss at Kentucky.

- Posted six stops in win vs. Alabama and also broke up a pass.
- Had six tackles at Auburn before leaving the game in the second half with a head injury.
- Led the team with six stops including 1.0 tackles for loss vs. Furman; also broke up a pass.
- Equaled a week-old career high with 7 tackles vs. Georgia.
- Is responsible for two opponent turnovers so far this year; had an interception vs. Southern Miss and forced a fumble vs. Georgia.
- Set a career high with 7 tackles vs. Southern Miss.

Career Highlights

- Credited with 30 tackles in 13 games in 2009.
- Had an interception return for 54 yards vs. Clemson in 2009 to set up a Carolina score.
- Started vs. Tennessee and Arkansas last year.
- Graduated from high school early; enrolled at Carolina in January 2009.

Career Highs

- Tackles: 8 (Kentucky '10)
- Tackles for Loss: 1.0 (Kentucky, Furman '10; Arkansas '09)
- Interceptions: 1 (Southern Miss '10, Clemson '09)
- Forced Fumbles: 1 (Georgia '10)
- Long Interception Return: 54 (Clemson '09)

Melvin Ingram

Defensive Tackle • Junior

Career Games/Starts: 30/2

2010 Games/Starts: 6/1

This Season

- Shares team lead with 4.5 sacks on the season.
- Had his best career game vs. Alabama, recording 2.0 sacks and 2.5 tackles for loss; he had four total tackles.
- Recorded four tackles, including 1.0 sacks and 1.5 tackles for loss, in loss at Kentucky.
- Was one tackle short of tying a career high with four stops at Auburn.
- Had two tackles, including a sack, in the win over Furman.
- Was credited with 0.5 sack vs. Georgia on the Bulldogs' final possession of the game.
- Made his second career start vs. Southern Miss; did not record any statistics.
- Could be used in some situations at fullback or tight end.

Career Highlights

- Played in all 13 games in 2009, starting vs. Florida.
- Has 7.0 career sacks; 1.0 in 2007 (Vanderbilt), 1.5 in 2009 (Florida Atlantic, Florida) and 4.5 in 2010 (Georgia, Furman, Alabama, Kentucky).
- Racked up 18 tackles, including 3.5 for loss, in 2009.
- Redshirted 2008 season after breaking his foot in the spring.

Career Highs

- Tackles: 5 (Kentucky '07)
- Tackles for Loss: 2.5 (Alabama '10)
- Sacks: 2.0 (Alabama '10)

Alshon Jeffery

Wide Receiver • Sophomore

Career Games/Starts: 19/13

2010 Games/Starts: 6/6

Preseason Honors

- **All-SEC Second Team (Coaches)**
- **All-SEC Third Team (Phil Steele, Athlon)**

Award Watch Lists

- **Biletnikoff**
- **Maxwell**

This Season

- Leads the Gamecocks with 40 catches for 690 yards.
- Leads the SEC in receiving yards per game (115.0) and receptions per game (6.7).
- Ranks fourth in the NCAA in receiving yards per game.
- Went over 100 yards for the fourth time in five games with a 7-catch, 127-yard performance with two touchdowns against No. 1 Alabama. Had a long reception of 45 yards, catching Garcia's pass one-handed down the sideline with an Alabama defender providing tough coverage.
- Has 625 receiving yards through five games, an average of 125.0 yards per game. Needs 108 yards for one of the top-10 single seasons in Carolina history.
- Had the fourth-best receiving game in Carolina history with 192 yards on 8 catches at Auburn; set career highs in both categories.
- Became the 23rd player in Carolina history to record 1,000 career receiving yards with a 5-catch, 97-yard performance vs. Furman.
- Had 7 catches for 103 yards vs. Georgia; two straight games with 100+ yards.
- Picked up where he left off with 7 catches for 106 yards vs. Southern Miss.
- Has seven 100-yard receiving games for Carolina; is four away from tying the school record (Sidney Rice, 11).
- Has had at least one reception in 15 straight games.
- Currently stands 14th in Carolina history with 1,453 career receiving yards.
- Needs 25 receptions and 113 receiving yards to move into all-time top 10 at South Carolina.

Career Highlights

- **2009 Freshman All-America (FWAA, Phil Steele, Scout.com, CollegeFootballNews.com)**
- **2009 SEC All-Freshman Team**
- **2009 All-SEC Fourth Team (Phil Steele)**
- Played in all 13 games in 2009, starting seven.
- Led team in 2009 with 46 catches for 763 yards.
- Second on team with six TDs in 2009.
- Only freshman in SEC top 10 in catches/game and yards/game.
- Had three 100-yard receiving games in 2009 (Vanderbilt - 161; Kentucky - 138; Arkansas - 118).
- Hauled in an 80-yard TD pass from Garcia on the first play of the second half at Arkansas last year.
- Named SEC Freshman of the Week for 118-yard, 3-TD performance vs. Kentucky; tied for second-best single-game mark for TDs in school history.

Career Highs

- Receptions: 8 (Auburn '10; Vanderbilt '09)
- Receiving Yards: 192 (Auburn '10)
- Long Reception: 80 (Arkansas '09)
- Touchdown Receptions: 3 (Kentucky '09)
- 100-yard Receiving Games: 7 (Alabama, Auburn, Georgia, Southern Miss '10; Vanderbilt, Kentucky, Arkansas '09)

1

Damario Jeffery

Spur • Sophomore

Career Games/Starts: 18/3

2010 Games/Starts: 6/3

This Season

- Had a career game vs. USM with six tackles and one QB hurry.
- Posted three tackles at Auburn.
- Had three tackles, broke up two passes and forced a fumble in the win over Furman.
- Recorded two tackles at Kentucky.
- Had one tackle vs. Alabama.
- Started first three games of the year.

Career Highlights

- Played in 12 of 13 games in 2009.
- Made 15 tackles, 2.0 for loss as a freshman.
- Season-high three tackles in win over Ole Miss.

Career Highs

- Tackles: 6 (Southern Miss '10)
- Tackles for Loss: 1.0 (Ole Miss '09, Tennessee '09)
- Forced Fumbles: 1 (Furman '10)

Byron Jerideau

Defensive Tackle • Sophomore

Career Games/Starts: 2/0

2010 Games/Starts: 2/0

This Season

- Had first tackle as a Gamecock with a 4-yard sack vs. Furman.
- Played several snaps vs. Southern Miss; no statistics.

Career Highlights

- Had five blocked field goals for Fort Scott (Kan.) Community College last year, along with 70 tackles, 16 for loss and 4.5 sacks.

Career Highs

- Tackles: 1 (Furman '10)
- Tackles for Loss: 1.0 (Furman '10)
- Sacks: 1.0 (Furman '10)

T.J. Johnson

Offensive Center • Sophomore

Career Games/Starts: 19/19

2010 Games/Starts: 6/6

This Season

- **SEC Offensive Lineman of the Week (Week 1)**
- Made his 19th consecutive start vs. Kentucky.
- Moved to center in the spring after starting all 13 games at right guard in 2009.
- Earned Weight Room Effort Award in the spring.

Career Highlights

- **2009 Freshman All-American (CFN)**
- **2009 Freshman All-SEC Team**
- Only offensive lineman to start all 13 games in 2009.
- One of only five players on the team to start all 13 games last year (Garcia, Gilmore, Norwood, Stewart).
- Redshirted as a true freshman in 2008.

33

70

55

Carolina Player Notes

Jarriel King

76

Offensive Tackle • Senior**Career Games/Starts:** 30/23**2010 Games/Starts:** 5/4**This Season**

- Earned starts at left tackle vs. Furman, Auburn, Alabama and Kentucky.
- Made first appearance vs. Georgia.
- Did not play vs. Southern Miss.
- Named Most Improved Offensive Lineman in the spring.
- Has made most starts of any offensive lineman on the squad (23).

Career Highlights

- Started 8 games in 2009; six at left tackle, two at left guard.
- Made 11 starts during the 2008 season.
- Transfer from Georgia Military College.

Spencer Lanning

34

Punter/Placekicker • Senior**Career Games/Starts:** 33/--**This Season**

- Averaging 45.7 yards on 19 punts this season, which ranks second in the SEC.
- Seven punts this season have traveled 50 yards or more.
- Set a career-best with a 51-yard field goal vs. Furman.
- Also had a 58-yard punt vs. Furman, another career high.
- Had streak of four straight made field goals end when he missed a career-long 51-yard attempt vs. Georgia.
- 2-for-2 FG; 5-for-5 PATs vs. Southern Miss.
- Had another 5-for-5 PAT outing vs. Alabama.
- Had a streak of 39 straight made PATs end with a miss vs. Auburn.
- 21-for-25 career FGs; 53-55 career PATs.
- Had two punts for an average of 52.5 yards; long of 54 vs. Southern Miss (2 yards short of career-long).
- All-SEC candidate at both positions.

Career Highlights

- Was only SEC player to handle both punting and place-kicking in 2009.
- Scored team-best 79 points in 2009; 7th-best in school history.
- 17-for-20 (85%) on field goals last year; 28-for-29 on PATs.
- Tied school record with 5 FGs at Georgia in 2009.
- Connected on 12 straight FGs during the 2009 season.
- Career average of 42.0 yards on punts with 28 downed inside the 20.
- Named **SEC Special Teams Player of the Week** after 2008 Tennessee game.

Career Highs

- Single-Game Field Goals: 5 (Georgia '09)
- Long Field Goal: 51 (Furman '10)
- Consecutive FG Made: 12 (2009)
- Long Punt: 58 (Furman '10)

Marcus Lattimore

21

Running Back • Freshman**Career Games/Starts:** 6/6**2010 Games/Starts:** 6/6**This Season**

- **SEC Mid-Season Freshman of the Year**
- **SEC Co-Offensive Player of the Week (Week 2)**
- **SEC Freshman of the Week (Week 2)**
- Suffered ankle injury vs. Kentucky; status for this week's game at Vanderbilt is doubtful.
- Accounted for 212 yards of total offense at Kentucky, rushing 15 times for 79 yards and two touchdowns, and catching four passes for a career-high 133 yards and another touchdown.
- Leads Gamecocks with 538 rushing yards and 10 touchdowns on 122 carries; is second on the team with 214 receiving yards on 12 catches with two receiving touchdowns.
- Has scored at least one touchdown in each of first six career games (3 vs. Alabama, Kentucky; 2 vs. Southern Miss, Georgia; 1 vs. Furman, Auburn).
- Needs one touchdown to match Sidney Rice's Carolina freshman record of 13, set in 2005.
- Needs 8 touchdowns to set the SEC record for touchdowns by a freshman (Reggie Cobb, Tennessee - 20 TDs in 1990).
- Scored his first career receiving touchdown on a 9-yard pass vs. Alabama; also had two rushing touchdowns in a 23-carry, 93-yard effort.
- Barely missed his second straight 100-yard game with a 97-yard performance on 19 carries vs. Furman.
- Was incredible in his second career game, gaining 182 yards on 37 carries with two touchdowns vs. Georgia.
- His 182 yards marked the 15th-best rushing game in Carolina history.
- 37 carries marked the third-most in school history.
- His effort vs. Georgia was the first time for Carolina to have a 150-yard rusher since Cory Boyd went for 160 vs. Tennessee (10/27/07).
- Last player to rush for 182 or more was Derek Watson with 215 yards vs. Eastern Michigan (9/16/00).
- Shined in career debut with 2 rushing TDs and 54 yards on 14 carries vs. Southern Miss.
- Has started first five games of collegiate career.

Career Highlights

- One of the most highly-touted prospects in Carolina history; ranked No. 1 running back by Scout.com; No. 2 by Rivals.com and ESPN.com.
- Rushed for 6,375 yards and 104 touchdowns in prep career at Byrnes H.S.
- Played state championship games at Williams-Brice Stadium in 2007 and 2009.

Career Highs

- Rushing Attempts: 37 (Georgia '10)
- Rushing Yards: 182 (Georgia '10)
- Long Rush: 30 (Kentucky '10)
- Rushing TDs: 2 (Kentucky '10, Alabama '10, Georgia '10, Southern Miss '10)
- Receptions: 4 (Kentucky '10)
- Receiving Yards: 133 (Kentucky '10)
- Receiving TDs: 1 (Kentucky '10, Alabama '10)
- Long Reception: 48 (Kentucky '10)
- Touchdowns Scored: 3 (Kentucky '10, Alabama '10)

Dion LeCorn

18

Spur • Senior**Career Games/Starts:** 34/9**2010 Games/Starts:** 5/0**This Season**

- Moved from wide receiver to Spur following the Southern Miss game.
- Played vs. Georgia, Furman, Auburn, Alabama and Kentucky.
- Did not play vs. Southern Miss.
- Missed most of the preseason with a shoulder injury.
- Suffered a lacerated kidney during spring drills.

Career Highlights

- **2007 Freshman All-SEC Team (Sporting News)**
- Played in seven games in 2009, recording four catches.
- Played both offense and defense in 2008 after averaging 11.7 yards per catch as a freshman in 2007.
- Scored a fourth-quarter TD to seal win over Wofford in 2008.
- Caught 8 passes for 109 yards and a touchdown vs. Arkansas in 2007.
- Suffered a broken leg on the final play of the 2009 spring game; was sidelined the whole summer and most of preseason camp.

Offensive Career Highs

- Receptions: 8 (Arkansas '07)
- Receiving Yards: 109 (Arkansas '07)
- Long Reception: 24 (Kentucky, Arkansas, Clemson '07)
- Touchdowns: 1 (five times)
- 100-yard Receiving Games: 1 (Arkansas '07)

Jimmy Legree

35

Cornerback • RS-Freshman**Career Games/Starts:** 3/0**2010 Games/Starts:** 3/0**This Season**

- Had a pair of tackles in career debut vs. Southern Miss.
- Played vs. Georgia and Auburn; did not record any statistics.
- Did not play vs. Furman, Alabama or Kentucky.

Career Highs

- Tackles: 2 (Southern Miss '10)

Brian Maddox

10

Running Back • Senior**Career Games/Starts:** 36/7**2010 Games/Starts:** 6/1**This Season**

- Had a career-long 17 yard run against Alabama; finished with five carries for 28 yards in the game. Provided relief for Marcus Lattimore, who went out briefly in the third quarter.
- Played extensively in the second half at Kentucky, carrying the ball three times for 13 yards and catching three passes for nine yards.
- Caught two passes for 27 yards vs. Auburn.
- Had a then-career long 15-yard run on his first of two carries at Auburn.
- Scored first touchdown of season with a 9-yard run vs. Furman; had three carries for 20 yards vs. Paladins.
- Had two carries for 13 yards vs. Georgia.
- Earned start in a two-back set vs. Southern Miss.
- Missed several practices in the preseason with injury.

Carolina Player Notes

Career Highlights

- Led the 2009 team with eight touchdowns scored (6 rushing, 2 receiving).
- Scored three touchdowns in the win over Florida Atlantic in 2009.
- Scored the winning - and only - touchdown in the 2009 season-opener at NC State.
- Rushed 17 times for 82 yards vs. Florida in 2009.
- Recipient of Stephen Garcia's first collegiate TD pass in 2008 vs. UAB.

Career Highs

- Rush Attempts: 23 (NC State '09)
- Rushing Yards: 82 (Florida '09)
- Long Rush: 17 (Alabama '10)
- Rushing Touchdowns: 2 (Florida Atlantic '09)
- Receptions: 4 (Georgia '09)
- Receiving Yards: 31 (Kentucky '09)
- Long Reception: 24 (Kentucky '09)
- Receiving Touchdowns: 1 (three times)
- Touchdowns Scored: 3 (Florida Atlantic '09)

Cliff Matthews

Defensive End • Senior

Career Games/Starts: 43/39

2010 Games/Starts: 6/6

Preseason Honors

- **All-SEC First Team (Consensus)**

Award Watch Lists

- **AFCA Good Works Team**
- **Hendricks**
- **Lott**
- **Lombardi**
- **Nagurski**

This Season

- Team Captain for second straight year.
- Picked up four tackles, including 1.5 for loss, at Kentucky.
- Racked up four tackles in win over No. 1 Alabama; also had a QB hurry.
- Had four tackles, including a sack, in win over Furman.
- Four tackles vs. Georgia, a QB hurry and a half-sack on Georgia's final possession (along with Melvin Ingram).
- Had two tackles in season-opener vs. Southern Miss.
- Needs 0.5 sacks and 4.0 tackles for loss to enter school's all-time top 10 in each category.

Career Highlights

- **2009 All-SEC Second Team (Coaches)**
- **2009 All-SEC Honorable Mention (AP)**
- **2007 All-SEC Freshman Team (Coaches, Sporting News)**
- **2007 Freshman All-America (Sporting News)**
- Ranked in the SEC's top five with 7.0 sacks in 2009.
- Led SEC with four fumble recoveries in 2009; tied for second with three forced fumbles.
- Had a blocked punt in 2007 at LSU.

Career Highs

- Tackles: 8 (Vanderbilt '09)
- Tackles for Loss: 3.0 (Ole Miss '09)
- Sacks: 2.0 (Ole Miss '09, NC State '09)
- Fumble Recoveries: 1 (five times)
- Forced Fumbles: 1 (NC State, Vanderbilt, Ole Miss '09)

Byron McKnight

Defensive End • Junior

Career Games/Starts: 29/0

2010 Games/Starts: 4/0

This Season

- Had one tackle in season-opener vs. Southern Miss.
- Played vs. Furman, Auburn and Kentucky; did not record any statistics.
- Did not play vs. Georgia or Alabama.
- Named Most Improved Defensive Lineman in the spring.
- Listed second on the depth chart behind Devin Taylor.

Career Highlights

- Played in 10 games in 2009, recording one tackle vs. Ole Miss.
- Played in all 13 games as a freshman, recording a pair of sacks and 4.0 tackles for loss.

Career Highs

- Tackles: 2 (NC State, Wofford, Clemson '08)
- Tackles for Loss: 2.0 (Wofford '08)
- Sacks: 1.0 (NC State, Clemson '08)

Kenny Miles

Running Back • Sophomore

Career Games/Starts: 19/7

2010 Games/Starts: 6/0

This Season

- Listed as co-starter this week along with Marcus Latimore, whose status for this week at Vanderbilt is doubtful.
- Had five carries for 10 yards and caught a pass for 7 yards vs. Furman.
- Rushed four times for 24 yards vs. Southern Miss.
- Played in season's other four games, mostly on special teams; did not record any statistics.
- Has most career rushing yards (660) of any back on the squad.

Career Highlights

- Played in all 13 games as a freshman, earning starts in seven of them.
- Hit the 100-yard mark three in the 2009 season vs. Kentucky (100), Vanderbilt (102) and Clemson (114).
- Averaged 5.4 yards per carry as a freshman.

Career Highs

- Rush Attempts: 18 (Vanderbilt '09)
- Rushing Yards: 114 (Clemson '09)
- Long Rush: 26 (Kentucky '09)
- Rushing Touchdowns: 1 (South Carolina State '09)
- Receptions: 5 (Vanderbilt '09, Tennessee '09)
- Receiving Yards: 44 (Tennessee '09)
- Long Reception: 20 (Vanderbilt '09)
- Touchdowns Scored: 1 (South Carolina State '09)
- 100-yard Rushing Games: 3 (Kentucky, Vanderbilt, Clemson '09)

D.L. Moore

Wide Receiver • Sophomore

Career Games/Starts: 19/6

2010 Games/Starts: 6/6

This Season

- Hauled in a 6-yard touchdown pass from Stephen Garcia in the win over Furman; finished with two catches for 12 yards.

92

- Had one catch for 16 yards at Kentucky.
- Caught second career touchdown pass vs. Southern Miss; a 15-yard strike from freshman Connor Shaw.
- Has started each of first six games.

Career Highlights

- Played in all 13 games as a freshman in 2009.
- Had two catches in win vs. Vanderbilt in 2009, including a 35-yard touchdown reception.
- Set up only Carolina TD in Papajohns.com bowl with a 38-yard catch in the fourth quarter.

Career Highs

- Receptions: 2 (Furman '10; Vanderbilt '09)
- Receiving Yards: 44 (Vanderbilt '09)
- Long Reception: 38 (Connecticut '09)
- Receiving Touchdowns: 1 (Furman, Southern Miss '10; Vanderbilt '09)

Kyle Nunn

Offensive Tackle • Junior

Career Games/Starts: 25/11

2010 Games/Starts: 6/4

This Season

- Moved to right tackle for Furman game; remained there for Auburn contest.
- Started at left tackle in first two games vs. Georgia and Southern Miss.
- Played vs. Alabama and Kentucky but did not start.

Career Highlights

- Played in 10 of 13 games in 2009.
- Started seven of final nine games at left tackle in 2009.
- Played in nine games in 2008, mostly on special teams.

Rodney Paulk

Linebacker • Junior

Career Games/Starts: 35/23

2010 Games/Starts: 6/0

This Season

- Set a career-high with 1.5 sacks in win over Alabama; finished with three tackles.
- Posted a season-best five tackles at Auburn.
- Had three stops, including 0.5 for loss, at Kentucky.
- Made three tackles and broke up a pass in opener vs. Southern Miss; first game after missing an entire year with a knee injury.
- Had two tackles, including a sack, and was also credited with a QB hurry vs. Furman.
- Had one tackle vs. Georgia.
- Was granted a sixth year of eligibility from the NCAA after season-ending knee injuries in 2008 and 2009.

Career Highlights

- **2006 Freshman All-American (Sporting News)**
- **2006 Freshman All-SEC Team (Coaches/Sporting News)**
- Had six tackles in 2009 season opener vs. NC State before suffering season-ending ACL tear.
- Injured knee in August 2008 and tried to play through it; granted medical redshirt after limited action in first four games.
- Was fourth on the squad in 2007 with 64 tackles, starting all 12 games.

68

45

Carolina Player Notes

Career Highs

- Tackles: 7 (Georgia, LSU, North Carolina '07)
- Tackles for Loss: 2.0 (Kentucky '07)
- Sacks: 1.5 (Alabama '10)

Travian Robertson

Defensive Tackle • Junior

42

Career Games/Starts: 35/11
2010 Games/Starts: 6/6

This Season

- Set a career high with 3.0 tackles for loss in win over Furman; also had his first 2.0 career sacks.
- Finished with five total tackles vs. Furman.
- Got his third career sack and 2.0 tackles for loss in loss at Kentucky; also forced one of two Wildcat fumbles on the night.
- Recorded four tackles at Auburn.
- Made three tackles in win over Alabama.
- Had three tackles including 1.0 for loss vs. Georgia.
- Started season-opener vs. Southern Miss.
- Sat out spring drills after suffering season-ending knee injury vs. Ole Miss last year.

Career Highlights

- Had eight tackles through four games in 2009.
- Granted medical redshirt after ACL tear vs. Ole Miss.
- Played in all 25 games his first two years.
- Was only true freshman in starting lineup in 2007 season opener vs. Louisiana-Lafayette.

Career Highs

- Tackles: 6 (Clemson '08)
- Tackles for Loss: 3.0 (Furman '10)
- Sacks: 2.0 (Furman '10)

Ace Sanders

9

Wide Receiver • Freshman

Career Games/Starts: 6/0
2010 Games/Starts: 6/0

This Season

- Set a career-high with 70 yards on two catches vs. Kentucky.
- Rolled off a 53-yard run on a reverse the first time he touched the ball as a collegiate player vs. Southern Miss; was the longest run by a Gamecock in five years.
- Had two catches for 47 yards in career debut; totaled 100 yards of offense in his first appearance as a Gamecock.
- Caught a career-best three passes for 20 yards in win over Alabama.
- Had one catch for 11 yards to convert a long third down at Auburn; made numerous defenders miss tackles on the play.
- Caught 2 passes for 7 yards vs. Furman; also had one rush for 5 yards on an end-around.
- Played vs. Georgia; did not record any statistics.

Career Highlights

- Is the son of former Florida State and NFL player Tracy Sanders.
- Rated nation's No. 44 wide receiver by Rivals.com.

Career Highs

- Receptions: 3 (Alabama '10)
- Receiving Yards: 70 (Kentucky '10)
- Long Reception: 42 (Kentucky '10)
- Rush Attempts: 1 (Kentucky '10, Alabama '10, Furman '10, Southern Miss '10)

- Rushing Yards: 53 (Southern Miss '10)
- Long Rush: 53 (Southern Miss '10)

Lamar Scruggs

8

Wide Receiver • RS-Freshman

Career Games/Starts: 5/0
2010 Games/Starts: 5/0

This Season

- Hauled in a career-long 39-yard reception at Kentucky.
- Had one catch for six yards vs. Southern Miss.
- Played vs. Georgia, Furman, Auburn and Alabama; did not record any statistics.

Career Highs

- Receptions: 1 (Kentucky '10, Southern Miss '10)
- Receiving Yards: 39 (Kentucky '10)
- Long Reception: 39 (Kentucky '10)

Connor Shaw

14

Quarterback • Freshman

Career Games/Starts: 4/0
2010 Games/Starts: 4/0

This Season

- Has completed 66.7% of his passes (12-of-18) in three games this season.
- Played limited snaps in the first half vs. Kentucky; rushed once for a 9-yard gain. Did not attempt any passes vs. Wildcats.
- Entered Auburn game in fourth quarter and went 4-for-8 for 70 yards with two interceptions. Also rushed twice for 12 yards.
- Went 4-for-5 for 42 yards and rushed four times for 22 yards vs. Furman; played most of the second quarter and selected series in the second half.
- Completed 4-of-5 passes for 32 yards and a touchdown in first career game vs. Southern Miss; also rushed 7 times for 31 yards (incl. 13 lost yards from sacks).
- Did not play vs. Georgia or Alabama.

Career Highlights

- Graduated high school early and enrolled at South Carolina in January.
- Rated nation's No. 31 quarterback by Scout.com.

Career Highs

- Pass Attempts: 8 (Auburn '10)
- Completions: 4 (Auburn, Furman, Southern Miss '10)
- Passing Yards: 70 (Furman '10)
- Long Pass: 24 (Southern Miss '10)
- Touchdown Passes: 1 (Southern Miss '10)
- Rush Attempts: 7 (Southern Miss '10)
- Rushing Yards: 31 (Southern Miss '10)
- Long Rush: 24 (Southern Miss '10)

Bryce Sherman

22

Running Back • Sophomore

Career Games/Starts: 18/1
2010 Games/Starts: 6/0

This Season

- Returned three kickoffs for 75 yards at Kentucky; had a season-long 31-yard runback in the game.
- Had three kickoff returns for 57 yards at Auburn; long return was 23 yards.

- Returned three kickoffs for 69 yards vs. Southern Miss with a long return of 24 yards.
- Played vs. Georgia, Furman and Alabama; did not record any statistics.
- Shortest player on the roster at 5-4; one of the shortest in the country.

Career Highlights

- Impressed coaches sufficiently to earn playing time in 12 games in 2009, including one start vs. Florida.
- Returned 24 kickoffs for an average of 20.9 yards.
- Had a 23-yard run vs. Georgia and a 48-yard reception vs. Arkansas.
- Walk-on joined the squad in August 2009 after coming to Carolina on a track scholarship.

Career Highs

- Rush Attempts: 2 (three times in '09)
- Rushing Yards: 29 (Georgia '09)
- Long Rush: 23 (Georgia '09)
- Receptions: 1 (Arkansas '09)
- Receiving Yards: 48 (Arkansas '09)
- Long Reception: 48 (Arkansas '09)
- Long Kickoff Return: 35 (Florida '09)

Quin Smith

24

Linebacker • Sophomore

Career Games/Starts: 17/0
2010 Games/Starts: 6/0

This Season

- Had a career-high five tackles vs. Southern Miss.
- Fell one short of a career high with four tackles, including 0.5 for loss, at Kentucky.
- Made three tackles in win over Alabama.
- Posted three tackles vs. Furman.
- Had one tackle vs. both Georgia and Auburn.

Career Highlights

- Played in 11 games in 2009.
- Solid contributor on special teams in 2009, stopping a fake punt vs. Arkansas and blocking a punt vs. UConn in the Papajohns.com Bowl.

Career Highs

- Tackles: 5 (Southern Miss '10)
- Tackles for Loss: 1.0 (Arkansas '09)

Tony Straughter

44

Linebacker • Senior

Career Games/Starts: 16/8
2010 Games/Starts: 6/5

This Season

- Had four tackles vs. Georgia.
- Posted four tackles and broke up a pass at Kentucky.
- Recorded two tackles vs. Furman.
- Recovered a fumble and returned it 52 yards vs. Southern Miss.
- Had one tackle at Auburn; also posted one stop against Alabama.
- Started first three games and the Alabama game in place of the injured Shaq Wilson.

Career Highlights

- Played in 10 of 13 games after transferring from Georgia Military College.
- Recovered a fumble on a kickoff return vs. Georgia.
- Had 16 tackles, 1.0 for loss, in 2009.

Carolina Player Notes

Career Highs

- Tackles: 5 (Florida Atlantic '09)
- Tackles for Loss: 1.0 (Florida Atlantic '09)
- Fumble Recoveries: 1 (Southern Miss '10)

Chaz Sutton

90

Defensive End • RS-Freshman

Career Games/Starts: 7/0

2010 Games/Starts: 3/0

This Season

- Had three tackles and a sack in the season-opener vs. Southern Miss.
- Posted one tackle vs. Auburn.
- Played vs. Furman; did not record any statistics.
- Did not play vs. Georgia, Alabama or Kentucky.

Career Highlights

- Played in four games in 2009 before a hamstring injury ended his season; awarded a medical redshirt.

Career Highs

- Tackles: 3 (Southern Miss '10)
- Tackles for Loss: 1.0 (Southern Miss '10)
- Sacks: 1.0 (Southern Miss '10)

D.J. Swearinger

36

Free Safety • Sophomore

Career Games/Starts: 19/2

2010 Games/Starts: 6/2

This Season

- Returned kickoffs for the first time in his career at Kentucky; returning the first three Wildcat kicks of the night for 62 yards (long return of 23).
- Also recorded seven tackles, including 1.0 for loss, vs. Kentucky.
- Earned first career start at free safety vs. Alabama; responded by shattering his previous career best with nine tackles to share the team lead; also credited with a QB hurry in the game.
- Was one tackle short of tying a then-career high with four tackles at Auburn; also forced a fumble in the game.
- Posted a then-career high with 5 tackles vs. Furman.
- Had one tackle vs. Georgia.
- Played most of the first half vs. Southern Miss; recorded two tackles before missing second half with mild concussion.
- Earned Most Improved Defensive Back Award in the spring.

Career Highlights

- Played in all 13 games as a freshman.
- Had 19 tackles in 2009, with highs of 3 vs. Alabama and Arkansas.

Career Highs

- Tackles: 9 (Alabama '10)
- Forced Fumbles: 1 (Auburn '10)

Devin Taylor

98

Defensive End • Sophomore

Career Games/Starts: 18/11

2010 Games/Starts: 6/6

This Season

- Recorded five tackles, including a sack and 2.5 tackles for loss, in loss at Kentucky.
- Had four tackles and 0.5 sacks in the Gamecocks' win over Alabama.
- Recorded four tackles and the Gamecocks' only sack vs. Auburn; also credited with two QB hurries.
- Ranks seventh on the team with 19 tackles; shares the team lead in sacks (3.5).
- Huge game vs. Georgia with five tackles, including a career-high 2.0 sacks and matching a career high with 3.0 tackles for loss.
- Also had a QB hurry vs. Georgia.
- Had one tackle and a QB hurry vs. Furman.
- Had five tackles in season-opener vs. Southern Miss as he made his sixth career start; also broke up a pass and had a QBH.
- Tallest player on the roster at 6 feet, 8 inches.
- Earned Everyday Effort Award for Defense in the spring.

Career Highlights

- **2009 Freshman All-American (CollegeFootballNews.com)**
- **2009 Freshman All-SEC Team (Coaches)**
- Named SEC Defensive Lineman of the Week after outstanding career debut vs. NC State.
- Forced two fumbles and blocked a punt in his first collegiate game, had 3.0 TFL and a sack vs. Wolfpack.
- Had 28 tackles on the season in 2009.

Career Highs

- Tackles: 6 (NC State '09)
- Tackles for Loss: 3.0 (Georgia '10; NC State '09)
- Sacks: 2.0 (Georgia '10)
- Forced Fumbles: 2 (NC State '09)
- Blocked Punts: 1 (NC State '09)

Rokevious Watkins

73

Offensive Guard • RS-Junior

Career Games/Starts: 6/6

2010 Games/Starts: 6/6

This Season

- Moved to left guard for Furman game; was back at right guard for the game at Auburn.
- Left Furman game with a sprained right shoulder but returned to make start at Auburn.
- Started first two games vs. Southern Miss and Georgia at right guard.

Career Highlights

- Transfer from Georgia Military College with teammate Steven Singleton in fall 2009.
- Redshirted the 2009 season.

C.C. Whitlock

12

Cornerback • Junior

Career Games/Starts: 27/6

2010 Games/Starts: 6/1

This Season

- Had three tackles and forced a fumble at Auburn.
- Picked off his second career pass vs. Furman, returned it

for three yards.

- Had four stops vs. Georgia.
- Earned start vs. Southern Miss; fell one short of a career high with five tackles.
- Had a tackle and broke up a pass at Kentucky.

Career Highlights

- Played in 12 of 13 games in 2009 (missed FAU game), making five starts.
- Had 6 tackles, including 1.5 for loss, vs. Kentucky in 2009.
- Picked off first career pass vs. Alabama.
- Began career as receiver but moved to defense after Wolford game in 2008.

Career Highs

- Tackles: 6 (Kentucky '09)
- Tackles for Loss: 1.5 (Kentucky '09)
- Interceptions: 1 (Furman '10; Alabama '09)

Shaq Wilson

16

Linebacker • Junior

Career Games/Starts: 27/12

2010 Games/Starts: 1/1

This Season

- Likely out for season after re-aggravating hamstring injury in Auburn game. Did not play vs. Alabama or Kentucky.
- Made noise in his season debut at Auburn; recorded 7 tackles and recovered two Tiger fumbles in the game.
- Returning leading tackler for Gamecocks.
- Did not play in the first three games after suffering a hamstring injury during preseason practice.

Career Highlights

- Took over starting role in 2009 after Rodney Paulk suffered season-ending knee injury in first game.
- Led team with 85 tackles in 2009; has 101 through two seasons at Carolina.
- Had double-digit tackles in three games (Alabama, Vanderbilt, Arkansas) in 2009.
- Has two career interceptions.

Career Highs

- Tackles: 12 (Vanderbilt '09)
- Tackles for Loss: 1.5 (Alabama '09)
- Sacks: 1.0 (Iowa '08)
- Interceptions: 2 (Alabama '09, UAB '08)
- Fumbles Recovered: 2 (Auburn '10)

Alonzo Winfield

25

Spur • Junior

Career Games/Starts: 25/3

2010 Games/Starts: 4/0

This Season

- Had a tackle on special teams vs. Kentucky.
- Played vs. Southern Miss, Furman and Alabama; did not record any stats.

Career Highlights

- Has played in 23 games, making 3 starts in 2009.
- Made 14 tackles in 2009; has 17 for his career.
- Had three tackles vs. Ole Miss and Florida in 2009.

Career Highs

- Tackles: 3 (Ole Miss '09, Florida '09)

Career Statistics - Offense**#4 - Jason Barnes**

RECEIVING	GP/GS	Rec	Yards	Avg	TD	Long	Avg/Gm
2007	4/1	1	34	34.0	0	34	8.5
2008	12/9	27	346	12.8	2	38	28.8
2009	13/7	26	287	11.0	0	22	22.1
2010	6/0	1	16	16.0	0	16	2.7
TOTAL	35/17	55	683	12.4	2	38	19.5

#87 - Justice Cunningham

RECEIVING	GP/GS	Rec	Yards	Avg	TD	Long	Avg/Gm
2009	13/2	2	23	11.5	0	14	1.8
2010	6/0	1	7	7.0	0	7	1.2
TOTAL	19/2	3	30	10.0	0	14	1.6

#47 - Patrick DiMarco

RUSHING	GP/GS	Rush	Yards	Avg	TD	Long	Avg/Gm
2007	12/0	0	0	0.0	0	0	0.0
2008	13/5	1	3	3.0	0	3	0.2
2009	13/8	10	31	3.1	0	7	2.4
2010	6/5	0	0	0.0	0	0	0.0
TOTAL	44/18	11	34	3.1	0	7	0.8

RECEIVING	GP/GS	Rec	Yards	Avg	TD	Long	Avg/Gm
2007	12/0	4	32	8.0	1	9	2.7
2008	13/5	5	45	9.0	1	16	3.5
2009	13/8	14	78	5.6	1	15	6.0
2010	6/5	8	53	6.6	0	17	8.8
TOTAL	44/18	31	208	6.7	3	17	4.7

#5 - Stephen Garcia

PASSING	GP/GS	Att-Com-Int	Pct.	Yards	TD	Long	Avg/Gm
2008	8/3	122-65-8	53.3	832	6	41	104.0
2009	13/13	432-239-10	55.3	2862	17	80	220.2
2010	6/6	133-93-5	69.9	1326	10	69	221.0
TOTAL	27/22	687-397-23	57.8	5020	33	80	185.9

RUSHING	GP/GS	Rush	Yards	Avg	TD	Long	Avg/Gm
2008	8/3	70	198	2.8	2	25	24.8
2009	13/13	120	186	1.5	4	21	14.3
2010	6/6	45	83	1.8	2	22	13.8
TOTAL	27/22	235	467	2.0	8	25	17.3

#5 - Stephon Gilmore

PASSING	GP/GS	Att-Com-Int	Pct.	Yards	TD	Long	Avg/Gm
2009	13/13	1-1-0	100.0	39	0	39	3.0
2010	6/6	0-1-0	0.0	0	0	0	0.0
TOTAL	19/19	1-2-0	50.0	39	0	39	2.1

RUSHING	GP/GS	Rush	Yards	Avg	TD	Long	Avg/Gm
2009	13/13	5	20	4.0	0	8	1.5
2010	6/6	1	14	14.0	0	14	2.3
TOTAL	19/19	6	34	5.7	0	14	1.8

#81 - Tori Gurley

RECEIVING	GP/GS	Rec	Yards	Avg	TD	Long	Avg/Gm
2009	13/5	31	440	14.2	2	44	33.8
2010	6/6	17	188	11.1	2	25	31.3
TOTAL	19/11	48	628	13.1	4	44	33.1

#1 - Alshon Jeffery

RECEIVING	GP/GS	Rec	Yards	Avg	TD	Long	Avg/Gm
2009	13/7	46	763	16.6	6	80	58.7
2010	6/6	40	690	17.2	5	69	115.0
TOTAL	19/13	86	1453	16.9	11	80	76.5

#21 - Marcus Lattimore

RUSHING	GP/GS	Rush	Yards	Avg	TD	Long	Avg/Gm
2010	6/6	122	538	4.4	10	30	89.7
TOTAL	6/6	122	538	4.4	10	30	89.7

RECEIVING	GP/GS	Rec	Yards	Avg	TD	Long	Avg/Gm
2010	6/6	12	214	17.8	2	48	35.7
TOTAL	6/6	12	214	17.8	2	48	35.7

#10 - Brian Maddox

RUSHING	GP/GS	Rush	Yards	Avg	TD	Long	Avg/Gm
2007	10/0	6	14	2.3	0	7	1.4
2008	7/1	32	121	3.8	1	13	17.3
2009	13/5	102	307	3.0	6	14	23.6
2010	6/1	16	85	5.3	1	17	14.2
TOTAL	36/7	156	527	3.4	8	17	14.6

RECEIVING	GP/GS	Rec	Yards	Avg	TD	Long	Avg/Gm
2007	10/0	0	0	0.0	0	0	0.0
2008	7/1	7	47	6.7	1	13	6.7
2009	13/5	17	135	7.9	2	24	10.4
2010	6/1	7	43	6.1	0	23	7.2
TOTAL	36/7	31	225	7.3	3	24	6.3

#31 - Kenny Miles

RUSHING	GP/GS	Rush	Yards	Avg	TD	Long	Avg/Gm
2009	13/7	117	626	5.4	1	26	48.2
2010	6/0	9	34	3.8	0	11	5.7
TOTAL	19/7	126	660	5.2	1	26	34.7

RECEIVING	GP/GS	Rec	Yards	Avg	TD	Long	Avg/Gm
2009	13/7	21	137	6.5	0	20	10.5
2010	6/0	1	7	7.0	0	7	1.2
TOTAL	19/7	22	144	6.5	0	20	7.6

#9 - Ace Sanders

RUSHING	GP/GS	Rush	Yards	Avg	TD	Long	Avg/Gm
2010	6/0	4	51	12.8	0	53	8.5
TOTAL	6/0	4	51	12.8	0	53	8.5

RECEIVING	GP/GS	Rec	Yards	Avg	TD	Long	Avg/Gm
2010	6/0	10	155	15.5	0	42	25.8
TOTAL	6/0	10	155	15.5	0	42	25.8

#14 - Connor Shaw

PASSING	GP/GS	Att-Com-Int	Pct.	Yards	TD	Long	Avg/Gm
2010	4/0	18-12-2	66.7	144	1	21	36.0
TOTAL	4/0	18-12-2	66.7	144	1	21	36.0

RUSHING	GP/GS	Rush	Yards	Avg	TD	Long	Avg/Gm
2010	4/0	14	74	5.3	0	24	18.5
TOTAL	4/0	14	74	5.3	0	24	18.5

Career Statistics - Defense**#7 - Corey Addison**

DEFENSE	GP/GS	UT	AT	TT	TFL	QBS	INT	PBU	QBH	FF	FR
2010	6/0	6	1	7	0.0-0	0.0-0	0	0	0	0	0
TOTAL	6/0	6	1	7	0.0-0	0.0-0	0	0	0	0	0

#91 - Ladi Ajiboye

DEFENSE	GP/GS	UT	AT	TT	TFL	QBS	INT	PBU	QBH	FF	FR
2007	12/10	27	12	39	3.5-14	3.0-13	0	1	1	0	1
2008	13/12	17	5	22	1.5-13	1.5-13	0	2	1	0	0
2009	10/10	33	12	45	4.0-12	0.0-0	0	0	3	0	0
2010	6/5	4	12	16	1.0-1	0.0-0	0	0	1	0	0
TOTAL	41/37	81	41	122	10.0-40	4.5-26	0	3	6	0	1

#26 - Antonio Allen

DEFENSE	GP/GS	UT	AT	TT	TFL	QBS	INT	PBU	QBH	FF	FR
2008	4/0	2	3	5	0.0-0	0.0-0	0	0	0	0	0
2009	12/8	22	13	35	0.0-0	0.0-0	0	2	0	0	0
2010	4/3	11	5	16	2.0-12	1.0-9	0	0	0	1	0
TOTAL	20/11	35	21	56	2.0-12	1.0-9	0	2	0	1	0

#3 - Akeem Auguste

DEFENSE	GP/GS	UT	AT	TT	TFL	QBS	INT	PBU	QBH	FF	FR
2008	11/0	16	2	18	0.0-0	0.0-0	0	4	0	1	0
2009	10/9	28	10	38	2.0-2	0.0-0	0	3	0	2	0
2010	6/4	15	9	24	1.0-6	0.0-0	0	1	0	0	0
TOTAL	26/13	59	21	80	3.0-8	0.0-0	0	8	0	3	0

#17 - Chris Culliver

DEFENSE	GP/GS	UT	AT	TT	TFL	QBS	INT	PBU	QBH	FF	FR
2008	13/12	35	25	60	4.5-10	1.0-5	3	3	0	2	0
2009	12/12	41	21	62	3.0-12	2.0-11	0	9	0	0	1
2010	5/5	23	5	28	1.5-8	1.0-7	0	1	0	1	0
TOTAL	30/29	99	51	150	9.0-30	4.0-23	3	13	0	3	1

#23 - Brandon Davis

DEFENSE	GP/GS	UT	AT	TT	TFL	QBS	INT	PBU	QBH	FF	FR
2009	12/0	3	1	4	0.0-0	0.0-0	0	0	0	0	0
2010	6/0	3	3	6	0.0-0	0.0-0	0	0	0	0	0
TOTAL	18/0	6	4	10	0.0-0	0.0-0	0	0	0	0	0

#94 - Kenny Davis

DEFENSE	GP/GS	UT	AT	TT	TFL	QBS	INT	PBU	QBH	FF	FR
2009	4/0	0	1	1	0.0-0	0.0-0	0	0	0	0	0
2010	4/0	2	0	2	0.0-0	0.0-0	0	0	0	0	0
TOTAL	8/0	2	1	3	0.0-0	0.0-0	0	0	0	0	0

#41 - Josh Dickerson

DEFENSE	GP/GS	UT	AT	TT	TFL	QBS	INT	PBU	QBH	FF	FR
2009	12/1	20	16	36	2.5-3	0.0-0	0	0	2	0	0
2010	6/6	15	13	28	2.5-6	0.0-0	0	0	1	0	0
TOTAL	18/7	35	29	64	5.0-9	0.0-0	0	0	3	0	0

#52 - Aldrick Fordham

DEFENSE	GP/GS	UT	AT	TT	TFL	QBS	INT	PBU	QBH	FF	FR
2009	6/0	3	1	4	0.0-0	0.0-0	0	0	0	0	0
2010	6/0	4	3	7	0.0-0	0.0-0	0	0	0	0	0
TOTAL	11/0	7	4	11	0.0-0	0.0-0	0	0	0	0	0

#5 - Stephon Gilmore

DEFENSE	GP/GS	UT	AT	TT	TFL	QBS	INT	PBU	QBH	FF	FR
2009	13/13	39	17	56	6.0-29	3.0-25	1	8	0	2	2
2010	6/6	33	4	37	5.0-13	2.0-9	1	2	0	0	1
TOTAL	19/19	72	21	93	11.0-42	5.0-34	2	10	0	2	3

#21 - DeVonte Holloman

DEFENSE	GP/GS	UT	AT	TT	TFL	QBS	INT	PBU	QBH	FF	FR
2009	13/2	19	11	30	1.0-1	0.0-0	1	2	0	0	0
2010	6/6	32	8	40	2.0-2	0.0-0	1	2	0	1	0
TOTAL	19/8	51	19	70	2.0-2	0.0-0	2	4	0	1	0

#6 - Melvin Ingram

DEFENSE	GP/GS	UT	AT	TT	TFL	QBS	INT	PBU	QBH	FF	FR
2007	12/0	13	2	15	1.0-1	1.0-1	0	0	0	0	0
2008					-Redshirted-						
2009	13/1	10	8	18	3.5-23	1.5-15	0	1	1	0	0
2010	6/1	11	4	15	5.5-34	4.5-31	0	0	0	0	0
TOTAL	31/2	34	14	48	10.0-58	7.0-47	0	1	1	0	0

#33 - Damario Jeffery

DEFENSE	GP/GS	UT	AT	TT	TFL	QBS	INT	PBU	QBH	FF	FR
2009	12/0	10	5	15	2.0-2	0.0-0	0	1	1	0	0
2010	6/4	12	5	17	0.0-0	0.0-0	0	2	1	1	0
TOTAL	17/4	22	10	32	2.0-2	0.0-0	0	3	2	1	0

#83 - Cliff Matthews

DEFENSE	GP/GS	UT	AT	TT	TFL	QBS	INT	PBU	QBH	FF	FR
2007	12/9	20	6	26	2.0-10	0.0-0	0	0	1	0	0
2008	13/13	23	9	32	5.5-21	3.0-15	0	1	4	0	1
2009	12/11	35	12	47	10.0-28	7.0-21	0	3	1	3	4
2010	6/6	13	5	18	3.0-8	1.5-5	0	0	3	0	0
TOTAL	43/39	91	32	123	20.5-68	11.5-41	0	4	9	3	5

#92 - Byron McKnight

DEFENSE	GP/GS	UT	AT	TT	TFL	QBS	INT	PBU	QBH	FF	FR
2008	13/0	5	2	7	4.0-14	2.0-11	0	0	2	0	0
2009	10/0	1	0	1	0.0-0	0.0-0	0	0	0	0	0
2010	4/0	1	0	1	0.0-0	0.0-0	0	0	0	0	0
TOTAL	27/0	7	2	9	4.0-14	2.0-11	0	0	2	0	0

#45 - Rodney Paulk

DEFENSE	GP/GS	UT	AT	TT	TFL	QBS	INT	PBU	QBH	FF	FR
2006	13/10	26	10	36	3.5-13	1.0-8	0	0	0	0	1
2007	12/12	41	23	64	4.5-15	1.0-10	0	0	1	0	0
2008	4/0	3	2	5	1.0-2	0.0-0	0	0	0	0	0
2009	1/1	4	2	6	0.0-0	0.0-0	0	0	0	0	0
2010	6/0	11	6	17	3.0-9	2.5-8	0	1	1	0	0
TOTAL	36/26	85	43	128	12.0-39	4.5-26	0	1	2	0	1

#42 - Travian Robertson

DEFENSE	GP/GS	UT	AT	TT	TFL	QBS	INT	PBU	QBH	FF	FR
2007	12/1	4	3	7	0.0-0	0.0-0	0	1	1	0	0
2008	13/0	9	8	17	2.0-2	0.0-0	0	2	0	1	1
2009	4/4	5	3	8	1.0-1	0.0-0	0	0	0	0	0
2010	6/6	12	7	19	6.0-24	3.0-19	0	0	0	1	1
TOTAL	33/9	30	21	51	9.0-27	3.0-19	0	3	1	2	2

Career Statistics - Defense**#36 - D.J. Swearingner**

DEFENSE	GP/GS	UT	AT	TT	TFL	QBS	INT	PBU	QBH	FF	FR
2009	13/0	13	6	19	0.0-0	0.0-0	0	1	1	0	0
2010	6/2	24	4	28	1.0-1	0.0-0	0	0	1	1	0
TOTAL	19/2	37	10	47	1.0-1	0.0-0	0	1	2	1	0

#98 - Devin Taylor

DEFENSE	GP/GS	UT	AT	TT	TFL	QBS	INT	PBU	QBH	FF	FR
2009	12/5	16	12	28	5.5-23	2.0-18	0	0	2	2	0
2010	6/6	15	9	24	7.0-35	4.5-29	0	2	7	0	0
TOTAL	17/10	31	21	52	12.5-58	6.5-47	0	2	9	2	0

#12 - C.C. Whitlock

DEFENSE	GP/GS	UT	AT	TT	TFL	QBS	INT	PBU	QBH	FF	FR
2008	9/0	1	0	1	0.0-0	0.0-0	0	1	0	0	0
2009	12/5	13	3	16	2.5-4	0.0-0	1	3	0	0	0
2010	6/1	10	3	13	0.0-0	0.0-0	1	1	0	1	0
TOTAL	27/6	24	6	30	2.5-4	0.0-0	2	5	0	1	0

#16 - Shaq Wilson

DEFENSE	GP/GS	UT	AT	TT	TFL	QBS	INT	PBU	QBH	FF	FR
2008	13/0	15	1	16	2.0-13	1.0-11	1	0	0	0	0
2009	13/11	47	38	85	3.5-6	0.0-0	1	2	0	0	0
2010	1/1	3	4	7	0.0-0	0.0-0	0	0	0	0	2
TOTAL	27/12	65	43	108	5.5-19	1.0-11	2	2	0	0	2

#25 - Alonzo Winfield

DEFENSE	GP/GS	UT	AT	TT	TFL	QBS	INT	PBU	QBH	FF	FR
2008	8/0	3	0	3	0.0-0	0.0-0	0	0	0	0	0
2009	13/3	11	3	14	0.0-0	0.0-0	0	2	2	0	0
2010	4/0	0	1	1	0.0-0	0.0-0	0	0	0	0	0
TOTAL	24/3	14	4	18	0.0-0	0.0-0	0	2	2	0	0

Career Statistics - Special Teams**#17 - Chris Culliver**

KICK RETURNS	NO	YARDS	AVG	TD	LONG
2007	34	809	23.8	0	44
2008	34	821	24.1	0	67
2009	26	585	22.5	0	61
2010	12	261	21.8	0	37
TOTAL	106	2476	23.4	0	67

#5 - Stephon Gilmore

PUNT RETURNS	NO	YARDS	AVG	TD	LONG
2009	15	152	10.1	0	35
2010	9	47	5.2	0	19
TOTAL	24	199	8.3	0	35

#22 - Bryce Sherman

KICK RETURNS	NO	YARDS	AVG	TD	LONG
2009	24	502	20.9	0	35
2010	9	201	22.3	0	31
TOTAL	33	703	21.3	0	35

#34 - Spencer Lanning

PLACEKICKING	GP	FG-A	PCT	LONG	PAT-A	PTS
2007	2	0-0	.000	-	1-1	1
2008	12	0-0	.000	-	0-0	0
2009	13	17-20	.850	47	28-29	79
2010	6	4-5	.800	51	24-25	36
TOTAL	33	21-25	.840	51	53-55	116

PUNTING	GP	NO	YARDS	AVG	LONG	TB	FC	I-20
2008	12	48	2019	42.1	53	5	7	13
2009	13	69	2890	41.9	56	8	18	15
2010	6	19	868	45.7	58	2	2	5
TOTAL	31	136	5777	42.5	58	15	27	33

2010 Statistics

	SC	OPP
SCORING	186	125
Points Per Game	31.0	20.8
FIRST DOWNS	125	118
Rushing	55	42
Passing	63	73
Penalty	7	3
RUSHING YARDAGE	874	601
Yards gained rushing	1022	781
Yards lost rushing	148	180
Rushing Attempts	215	199
Average Per Rush	4.1	3.0
Average Per Game	145.7	100.2
TDs Rushing	13	3
PASSING YARDAGE	1470	1625
Comp-Att-Int	105-153-8	146-208-3
Average Per Pass	9.6	7.8
Average Per Catch	14.0	11.1
Average Per Game	245.0	270.8
TDs Passing	11	10
TOTAL OFFENSE	2344	2226
Total Plays	368	407
Average Per Play	6.4	5.5
Average Per Game	390.7	371.0
KICK RETURNS: #-Yards	26-547	33-705
PUNT RETURNS: #-Yards	9-47	11-93
INT RETURNS: #-Yards	3-83	8-26
KICK RETURN AVERAGE	21.0	21.4
PUNT RETURN AVERAGE	5.2	8.5
INT RETURN AVERAGE	27.7	3.2
FUMBLES-LOST	10-5	10-5
PENALTIES-Yards	32-228	32-237
Average Per Game	38.0	39.5
PUNTS-Yards	19-868	24-964
Average Per Punt	45.7	40.2
Net punt average	38.7	38.2
TIME OF POSSESSION/Game	29:53	30:08
3RD-DOWN Conversions	37/68	37/87
3rd-Down Pct	54%	43%
4TH-DOWN Conversions	2/2	6/10
4th-Down Pct	100%	60%
SACKS BY-Yards	22-136	14-79
MISC YARDS	0	0
TOUCHDOWNS SCORED	25	14
FIELD GOALS-ATTEMPTS	4-5	9-12
ON-SIDE KICKS	0-0	1-1
RED-ZONE SCORES	(21-23) 91%	(16-24) 67%
RED-ZONE TOUCHDOWNS	(19-23) 83%	(8-24) 33%
PAT-ATTEMPTS	(24-25) 96%	(10-11) 91%
ATTENDANCE	308086	155192
Games/Avg Per Game	4/77022	2/77596
Neutral Site Games		0/0

SCORE BY QUARTERS	1st	2nd	3rd	4th	OT	Total
South Carolina	70	58	34	24	0	186
Opponents	16	32	29	48	0	125

RUSHING	G	Att	Gain	Loss	Net	Avg	TD	Long	Avg/G
M. Lattimore	6	122	554	16	538	4.4	10	30	89.7
Brian Maddox	6	16	91	6	85	5.3	1	17	14.2
Stephen Garcia	6	45	167	84	83	1.8	2	22	13.8
Connor Shaw	4	14	87	13	74	5.3	0	24	18.5
Ace Sanders	6	4	58	7	51	12.8	0	53	8.5
Kenny Miles	6	9	39	5	34	3.8	0	11	5.7
Stephon Gilmore	6	1	14	0	14	14.0	0	14	2.3
Jarvis Giles	3	2	12	0	12	6.0	0	8	4.0
TEAM	3	2	0	17	-17	-8.5	0	0	-5.7
Total.....	6	215	1022	148	874	4.1	13	53	145.7
Opponents.....	6	199	781	180	601	3.0	3	54	100.2

PASSING	G	Effic	Comp-Att-Int	Pct	Yds	TD	Lng	Avg/G
Stephen Garcia	6	170.97	93-133-5	69.9	1326	10	69	221.0
Connor Shaw	4	129.98	12-18-2	66.7	144	1	21	36.0
Andrew Clifford	1	-200.00	0-1-1	0.0	0	0	0	0.0
Stephon Gilmore	6	0.00	0-1-0	0.0	0	0	0	0.0
Total.....	6	162.60	105-153-8	68.6	1470	11	69	245.0
Opponents.....	6	148.80	146-208-3	70.2	1625	10	72	270.8

RECEIVING	G	No.	Yds	Avg	TD	Long	Avg/G
Alshon Jeffery	6	40	690	17.2	5	69	115.0
Tori Gurley	6	17	188	11.1	2	25	31.3
M. Lattimore	6	12	214	17.8	2	48	35.7
Ace Sanders	6	10	155	15.5	0	42	25.8
Patrick DiMarco	6	8	53	6.6	0	17	8.8
Brian Maddox	6	7	43	6.1	0	23	7.2
D.L. Moore	6	5	51	10.2	2	16	8.5
Lamar Scruggs	5	2	45	22.5	0	39	9.0
Jason Barnes	6	1	16	16.0	0	16	2.7
J. Cunningham	6	1	7	7.0	0	7	1.2
Kenny Miles	6	1	7	7.0	0	7	1.2
DeAngelo Smith	2	1	1	1.0	0	1	0.5
Total.....	6	105	1470	14.0	11	69	245.0
Opponents.....	6	146	1625	11.1	10	72	270.8

PUNT RETURNS	No.	Yds	Avg	TD	Long
Stephon Gilmore	9	47	5.2	0	19
Total.....	9	47	5.2	0	19
Opponents.....	11	93	8.5	0	28

INTERCEPTIONS	No.	Yds	Avg	TD	Long
Stephon Gilmore	1	80	80.0	1	80
DeVonte Holloman	1	0	0.0	0	0
C.C. Whitlock	1	3	3.0	0	3
Total.....	3	83	27.7	1	80
Opponents.....	8	26	4.3	1	17

KICKOFF RETURNS	No.	Yds	Avg	TD	Long
Chris Culliver	12	261	21.8	0	37
Bryce Sherman	9	201	22.3	0	31
D.J. Swearinger	3	62	20.7	0	23
Dalton Wilson	2	23	11.5	0	12
Total.....	26	547	21.0	0	37
Opponents.....	33	705	21.4	0	31

FUMBLE RETURNS	No.	Yds	Avg	TD	Long
Stephon Gilmore	1	13	13.0	0	13
Tony Straughter	1	52	52.0	0	52
Total.....	2	65	32.5	0	52
Opponents.....	0	0	0.0	0	0

2010 Statistics

SCORING	TD	FGs	PATs					DXP	Saf	Pts
			Kick	Rush	Rcv	Pass				
M. Lattimore	12	0-0	0-0	0-0	0	0-0		0	0	72
Spencer Lanning	0	4-5	24-25	0-0	0	0-0		0	0	36
Alshon Jeffery	5	0-0	0-0	0-0	0	0-0		0	0	30
D.L. Moore	2	0-0	0-0	0-0	0	0-0		0	0	12
Tori Gurley	2	0-0	0-0	0-0	0	0-0		0	0	12
Stephen Garcia	2	0-0	0-0	0-0	0	0-0		0	0	12
Brian Maddox	1	0-0	0-0	0-0	0	0-0		0	0	6
Stephon Gilmore	1	0-0	0-0	0-0	0	0-0		0	0	6
Total.....	25	4-5	24-25	0-0	0	0-0		0	0	186
Opponents.....	14	9-12	10-11	1-2	0	0-1		0	1	125

FIELD GOALS	M-A	Pct	01-19	20-29	30-39	40-49	50+	Lg	Blk
Spencer Lanning	4-5	80.0	0-0	1-1	1-1	1-1	1-2	51	0

FG SEQUENCE	SC	OPPONENTS
Southern Miss	(36),(42)	(33),(36)
Georgia	51,(24)	(27),(26)
Furman	(51)	(37),(37)
Auburn	--	52,23
Alabama	--	(32),31,(39)
Kentucky	--	(26)

Numbers in (parentheses) indicate field goal was made.

PUNTING	No.	Yds	Avg	Long	TB	FC	I20	Blkd
Spencer Lanning	19	868	45.7	58	2	2	5	0
Total.....	19	868	45.7	58	2	2	5	0
Opponents.....	24	964	40.2	61	0	4	6	0

KICKOFFS	No.	Yds	Avg	TB	OB	Retn	Net	YdLn
Jay Wooten	21	1351	64.3	0	0			
Joey Scribner-Howard	14	905	64.6	2	1			
Spencer Lanning	1	63	63.0	0	0			
Total.....	36	2319	64.4	2	1	705	43.7	26
Opponents.....	28	1787	63.8	2	0	547	42.9	27

TOTAL OFFENSE	G	Plays	Rush	Pass	Total	Avg/G
Stephen Garcia	6	178	83	1326	1409	234.8
M. Lattimore	6	122	538	0	538	89.7
Connor Shaw	4	32	74	144	218	54.5
Brian Maddox	6	16	85	0	85	14.2
Ace Sanders	6	4	51	0	51	8.5
Kenny Miles	6	9	34	0	34	5.7
Stephon Gilmore	6	2	14	0	14	2.3
Jarvis Giles	3	2	12	0	12	4.0
TEAM	3	2	-17	0	-17	-5.7
Total.....	6	368	874	1470	2344	390.7
Opponents.....	6	407	601	1625	2226	371.0

ALL PURPOSE	G	Rush	Rec	PR	KOR	IR	Tot	Avg/G
M. Lattimore	6	538	214	0	0	0	752	125.3
Alshon Jeffery	6	0	690	0	0	0	690	115.0
Chris Culliver	5	0	0	0	261	0	261	52.2
Ace Sanders	6	51	155	0	0	0	206	34.3
Bryce Sherman	6	0	0	0	201	0	201	33.5
Tori Gurley	6	0	188	0	0	0	188	31.3
Stephon Gilmore	6	14	0	47	0	80	141	23.5
Brian Maddox	6	85	43	0	0	0	128	21.3
Stephen Garcia	6	83	0	0	0	0	83	13.8
Connor Shaw	4	74	0	0	0	0	74	18.5
D.J. Swearinger	6	0	0	0	62	0	62	10.3
Patrick DiMarco	6	0	53	0	0	0	53	8.8
D.L. Moore	6	0	51	0	0	0	51	8.5
Lamar Scruggs	5	0	45	0	0	0	45	9.0
Kenny Miles	6	34	7	0	0	0	41	6.8
Dalton Wilson	5	0	0	0	23	0	23	4.6
Jason Barnes	6	0	16	0	0	0	16	2.7
Jarvis Giles	3	12	0	0	0	0	12	4.0
J. Cunningham	6	0	7	0	0	0	7	1.2
C.C. Whitlock	6	0	0	0	0	3	3	0.5
DeAngelo Smith	2	0	1	0	0	0	1	0.5
TEAM	3	-17	0	0	0	0	-17	-5.7
Total.....	6	874	1470	47	547	83	3021	503.5
Opponents.....	6	601	1625	93	705	26	3050	508.3



2010 Defensive Statistics

No.	DEFENSIVE LEADERS	GP	-----Tackles-----			Sacks		---Pass Def---		QBH	--Fumbles--		Bkd	
			Solo	Ast	Total	TFL/Yds	No-Yards	Int-Yds	BrUp		Rcv-Yds	FF	Kick	Saf
21	D. Holloman	6	32	8	40	2.0-2	.	1-0	2	.	.	1	.	.
5	Stephon Gilmore	6	33	4	37	5.0-13	2.0-9	1-80	2	.	1-13	.	.	.
17	Chris Culliver	5	23	5	28	1.5-8	1.0-7	.	1	.	.	1	.	.
36	D.J. Swearinger	6	24	4	28	1.0-1	.	.	.	1	.	1	.	.
41	Josh Dickerson	6	15	13	28	2.5-6	.	.	.	1
98	Devin Taylor	6	15	9	24	7.0-35	4.5-29	.	2	7
3	Akeem Augustine	6	15	9	24	1.0-6	.	.	1
42	T. Robertson	6	12	7	19	6.0-24	3.0-19	.	.	.	1-0	1	.	.
83	Cliff Matthews	6	13	5	18	3.0-8	1.5-5	.	.	3
33	Damario Jeffery	6	12	5	17	.	.	.	2	1	.	1	.	.
24	Quin Smith	6	9	8	17	0.5-1
45	Rodney Paulk	6	11	6	17	3.0-9	2.5-8	.	1	1
91	Ladi Ajiboye	6	4	12	16	1.0-1	.	.	.	1
26	Antonio Allen	4	11	5	16	2.0-12	1.0-9	1	.	.
6	Melvin Ingram	6	11	4	15	5.5-34	4.5-31	.	.	1
12	C.C. Whitlock	6	10	3	13	.	.	1-3	1	.	.	1	.	.
44	Tony Straughter	6	8	5	13	.	.	.	1	.	1-52	.	.	.
52	Aldrick Fordham	6	4	3	7
16	Shaq Wilson	1	3	4	7	2-0	.	.	.
7	Corey Addison	6	6	1	7
23	Brandan Davis	6	3	3	6
29	Chaun Gresham	6	5	.	5
90	Chaz Sutton	3	3	1	4	1.0-15	1.0-15
49	Blake Baxley	6	2	1	3
94	Kenny Davis	4	2	.	2
43	Jacob Baker	3	.	2	2
59	Charles Turner	6	2	.	2
35	Jimmy Legree	3	2	.	2
46	Dalton Wilson	5	2	.	2
50	Billy Byrne	1	1	.	1
70	Byron Jerideau	2	1	.	1	1.0-4	1.0-4
87	J. Cunningham	6	.	1	1
89	Mike Triglia	6	1	.	1
92	Byron McKnight	3	1	.	1
25	Alonzo Winfield	4	.	1	1
20	Cedrick Snead	4	.	1	1
TM	TEAM	3	1	.	1
Total.....		6	297	130	427	43-179	22-136	3-83	13	16	5-65	7	.	.
Opponents.....		6	238	152	390	34.0-119	14-79	8-26	9	22	5-0	4	.	1



2010 Game-by-Game Tackles

Player	UA-A	TOT	USM	UGA	FUR	AUB	ALA	UK	VU	TENN	ARK	FLA	TROY	CLEM
D. Holloman	32-8	40	6-1	6-1	6-0	4-2	5-1	5-3						
Stephon Gilmore	33-4	37	6-0	1-1	4-1	8-1	8-1	6-0						
Chris Culliver	23-5	28	DNP	1-1	5-1	6-0	4-2	7-1						
D.J. Swearinger	24-4	28	2-0	1-0	5-0	4-0	6-3	6-1						
Josh Dickerson	15-13	28	3-0	2-5	0-1	7-2	2-5	1-0						
Akeem Augustine	15-9	24	7-1	1-5	1-0	4-1	1-1	1-1						
Devin Taylor	15-9	24	3-2	4-1	1-0	2-2	1-3	4-1						
T. Robertson	12-7	19	1-0	1-2	4-1	2-2	2-1	2-1						
Cliff Matthews	13-5	18	2-0	2-2	3-1	-	3-1	3-1						
Rodney Paulk	11-6	17	2-1	1-0	2-0	3-2	2-1	1-2						
Damario Jeffery	12-5	17	5-1	0-2	2-1	2-1	1-0	2-0						
Quin Smith	9-8	17	2-3	1-0	1-2	1-0	2-1	2-2						
Antonio Allen	11-5	16	DNP	DNP	1-1	1-1	4-1	5-2						
Ladi Ajiboye	4-12	16	-	0-6	1-1	1-2	2-1	0-2						
Melvin Ingram	11-4	15	-	0-1	2-0	4-0	2-2	3-1						
Tony Straughter	8-5	13	1-0	2-2	2-0	1-0	1-0	1-3						
C.C. Whitlock	10-3	13	4-1	2-2	-	3-0	-	1-0						
Aldrick Fordham	4-3	7	3-0	-	1-1	0-1	-	0-1						
Corey Addison	6-1	7	4-1	-	1-0	-	1-0	-						
Shaq Wilson	3-4	7	DNP	DNP	DNP	3-4	DNP	DNP						
Brandon Davis	3-3	6	1-0	1-1	0-1	-	1-0	0-1						
Chaun Gresham	5-0	5	1-0	1-0	-	1-0	1-0	1-0						
Chaz Sutton	3-1	4	2-1	DNP	-	1-0	DNP	DNP						
Blake Baxley	2-1	3	-	-	1-1	-	-	1-0						
Charles Turner	2-0	2	-	-	1-0	-	-	1-0						
Jimmy Legree	2-0	2	2-0	-	DNP	-	DNP	DNP						
Kenny Davis	2-0	2	2-0	-	-	DNP	DNP	-						
Jacob Baker	0-2	2	0-1	DNP	0-1	-	DNP	DNP						
Dalton Wilson	2-0	2	1-0	DNP	1-0	-	-	-						
Byron McKnight	1-0	1	1-0	DNP	-	-	DNP	DNP						
Billy Byrne	1-0	1	DNP	DNP	1-0	DNP	DNP	DNP						
Cedrick Snead	0-1	1	0-1	-	-	DNP	-	DNP						
J. Cunningham	0-1	1	-	-	-	0-1	-	-						
Alonzo Winfield	0-1	1	-	DNP	-	DNP	-	0-1						
Mike Triglia	1-0	1	1-0	-	-	-	-	-						
Byron Jerideau	1-0	1	-	DNP	1-0	DNP	DNP	DNP						

2010 Game-by-Game Team Statistics

Team	Score	1st Downs	Rushing No-Yds-TD	Passing C-A-I-Yds-TD	Total Offense Ply-Yds-TD	Punts No-Avg	Fumbles No-Lost	Penalties No-Yds	KO Ret. No-Yds	Punt Ret. No-Yds	Int. Ret. No-Yds	3rd Dns	Time of Poss
So. Miss	13	23	27-67-0	38-57-1-337-1	84-404-1	4-44.5	2-1	8-60	6-108	2-30	1-17	10-19	31:08
SC	41	25	35-224-4	20-30-1-225-1	65-449-5	2-52.5	0-0	5-30	3-69	0-0	1-0	4-10	28:52
Georgia	6	11	26-61-0	14-21-0-192-0	47-253-0	5-42.8	1-1	4-25	3-49	2-4	0-0	3-11	24:45
SC	17	23	52-189-2	12-17-0-165-0	69-354-2	3-50.0	1-1	5-35	3-69	3-24	0-0	9-14	35:15
Furman	19	13	27-51-0	19-32-2-274-1	59-325-1	5-37.4	1-0	2-21	7-140	2-26	2-9	3-13	26:30
SC	38	20	40-182-2	17-25-2-192-2	65-374-4	5-42.0	1-0	5-34	5-79	0-0	2-83	9-15	33:30
SC	27	20	28-79-1	19-29-2-305-3	57-384-4	3-48.0	2-2	5-37	6-123	0-0	0-0	4-8	28:52
Auburn	35	29	57-334-3	16-21-0-158-2	78-492-5	2-34.0	3-2	6-41	5-114	1-10	2-0	7-12	31:08
Alabama	21	21	29-36-0	27-35-0-315-2	64-351-2	2-34.0	1-1	5-31	7-173	3-70	1-0	5-13	32:27
SC	35	20	37-110-2	17-20-1-201-3	57-311-5	2-41.0	3-0	4-34	3-70	1-15	0-0	6-11	27:33
SC	28	17	23-90-2	20-32-2-382-2	55-472-4	4-44.2	3-2	8-58	6-137	5-8	0-0	5-10	25:13
Kentucky	31	21	33-52-0	32-42-0-349-4	75-401-4	6-41.5	2-0	7-59	5-121	3-(-5)	2-0	9-19	34:47
SC													
Vanderbilt													
Tennessee													
SC													
Arkansas													
SC													
SC													
Florida													
Troy													
SC													
SC													
Clemson													

2010 Game-by-Game Starters

South Carolina Offense

POS.	USM	UGA	FUR	AUB	ALA	UK	VAN	TENN	ARK	FLA	TROY	CLEM
WR	A. Jeffery	A. Jeffery	A. Jeffery	A. Jeffery	A. Jeffery	A. Jeffery						
WR	Moore	Moore	Moore	Moore	Moore	Moore						
WR	Gurley	Gurley	Gurley	Gurley	Gurley	Gurley						
LT	Nunn	Nunn	King	King	King	King						
LG	Chisolm	Chisolm	Watkins	Chisolm	Chisolm	Chisolm						
C	Johnson	Johnson	Johnson	Johnson	Johnson	Johnson						
RG	Watkins	Watkins	Campbell	Watkins	Watkins	Watkins						
RT	Eckerson	Eckerson	Nunn	Nunn	Eckerson	Eckerson						
QB	Garcia	Garcia	Garcia	Garcia	Garcia	Garcia						
TE	Maddox*	DiMarco (FB)	DiMarco	DiMarco	DiMarco	DiMarco						
TB	Lattimore	Lattimore	Lattimore	Lattimore	Lattimore	Lattimore						

* For the Southern Miss game, SC opened in a 3-WR, 2-RB set

South Carolina Defense

POS.	USM	UGA	FUR	AUB	ALA	UK	VAN	TENN	ARK	FLA	TROY	CLEM
DE	Taylor	Taylor	Taylor	Taylor	Taylor	Taylor						
DT	Robertson	Robertson	Robertson	Robertson	Robertson	Robertson						
DT	Ingram	Ajiboye	Ajiboye	Ajiboye	Ajiboye	Ajiboye						
DE	Matthews	Matthews	Matthews	Matthews	Matthews	Matthews						
LB	Dickerson	Dickerson	Dickerson	Dickerson	Dickerson	Dickerson						
LB	Straughter	Straughter	Straughter	S. Wilson	Straughter	Straughter						
SPUR	D. Jeffery	D. Jeffery	D. Jeffery	Allen	Allen	Allen						
CB	Gilmore	Gilmore	Gilmore	Gilmore	Gilmore	Gilmore						
SS	Holloman	Holloman	Holloman	Holloman	Holloman	Holloman						
FS	Auguste	Auguste	Auguste	Auguste	Swearingner	Swearingner						
CB	Whitlock	Culliver	Culliver	Culliver	Culliver	Culliver						

2010 Statistics

Individual Rushing
(Att-Yds/Td)

	TOTALS	USM	UGA	FUR	AUB	ALA	UK	VAN	TENN	ARK	FLA	TROY	CLEM
M. Lattimore	122-538/10	14-54/2	37-182/2	19-97/1	14-33/1	23-93/2	15-79/2						
Brian Maddox	16-85/1	1--2/0	2-13/0	3-20/1	2-13/0	5-28/0	3-13/0						
Stephen Garcia	45-83/2	5-38/2	12--4/0	8-28/0	10-21/0	7-11/0	3--11/0						
Connor Shaw	14-74/0	7-31/0	DNP	4-22/0	2-12/0	DNP	1-9/0						
Ace Sanders	4-51/0	1-53/0	-	1-5/0	-	1--7/0	1-0/0						
Kenny Miles	9-34/0	4-24/0	-	5-10/0	-	-	-						
Stephon Gilmore	1-14/0	1-14/0	-	-	-	-	-						
Jarvis Giles	2-12/0	2-12/0	-	-	DNP	DNP	DNP						
TEAM	2--17/0	-	1--2/0	-	-	1--15/0	-						

Individual Passing
(Cmp-Att-Int-Yds-Td-Long)

	GARCIA	GILMORE	SHAW	CLIFFORD
Southern Miss	16-23-0-193-0-46	0-1-0-0-0-0	4-5-0-32-1-15	0-1-1-0-0-0
Georgia	12-17-0-165-0-40	-	DNP	DNP
Furman	13-20-2-150-2-28	-	4-5-0-42-0-21	DNP
Auburn	15-21-0-235-3-69	-	4-8-2-70-0-21	DNP
Alabama	17-20-1-201-3-45	-	DNP	DNP
Kentucky	20-32-2-382-2-48	-	-	DNP
Vanderbilt				
Tennessee				
Arkansas				
Florida				
Troy				
Clemson				

Individual Receiving
(Rec-Yds/Td)

	TOTALS	USM	UGA	FUR	AUB	ALA	UK	VAN	TENN	ARK	FLA	TROY	CLEM
Alshon Jeffery	40-690/5	7-106/0	7-103/0	5-97/0	8-192/2	7-127/2	6-65/1						
M. Lattimore	12-214/2	2-21/0	1-16/0	-	3-28/0	2-16/1	4-133/1						
Tori Gurley	17-188/2	4-12/0	1-14/0	3-52/1	4-36/1	3-31/0	2-43/0						
Ace Sanders	10-155/0	2-47/0	-	2-7/0	1-11/0	3-20/0	2-70/0						
Patrick DiMarco	8-53/0	1-1/0	1-17/0	4-17/0	1-11/0	-	1-7/0						
D.L. Moore	5-51/2	1-15/1	1-8/0	2-12/1	-	-	1-16/0						
Lamar Scruggs	2-45/0	1-6/0	-	-	-	DNP	1-39/0						
Brian Maddox	7-43/0	-	-	-	2-27/0	2-7/0	3-9/0						
Jason Barnes	1-16/0	1-16/0	-	-	-	-	-						
J. Cunningham	1-7/0	-	1-7/0	-	-	-	-						
Kenny Miles	1-7/0	-	-	1-7/0	-	-	-						
DeAngelo Smith	1-1/0	1-1/0	DNP	-	DNP	DNP	DNP						

Game-by-Game Leaders

Opponent	Rushing	Passing	Receiving (No.)	Receiving (Yds.)	Tackles
Southern Miss	Lattimore 14-54-2	Garcia 16-23-0-193-0	A. Jeffery 7-106-0	A. Jeffery 7-106-0	Auguste 7-1-8
Georgia	Lattimore 37-182-2	Garcia 12-17-0-165-0	A. Jeffery 7-103-0	A. Jeffery 7-103-0	Holloman 6-1-7/Dickerson 2-5-7
Furman	Lattimore 19-97-1	Garcia 13-20-2-150-2	A. Jeffery 5-97-0	A. Jeffery 5-97-0	Holloman 6-0-6/Culliver 5-1-6
Auburn	Lattimore 14-33-1	Garcia 16-21-0-235-3	A. Jeffery 8-192-2	A. Jeffery 8-192-2	Gilmore 8-1-9/Dickerson 7-2-9
Alabama	Lattimore 23-93-2	Garcia 17-20-1-201-3	A. Jeffery 7-127-2	A. Jeffery 7-127-2	Gilmore 8-1-9/Swearingen 6-3-9
Kentucky	Lattimore 15-79-2	Garcia 20-32-2-382-2	A. Jeffery 6-65-1	Lattimore 4-133-1	Culliver 7-1-8/Holloman 5-3-8
Vanderbilt					
Tennessee					
Arkansas					
Florida					
Troy					
Clemson					

2010 Team and Individual Highs**2010 Carolina Team Game Highs**

Rushes	52	vs Georgia (Sep 11, 2010)
Yards Rushing	224	vs Southern Miss (Sep 02, 2010)
Yards Per Rush	6.4	vs Southern Miss (Sep 02, 2010)
TD Rushes	4	vs Southern Miss (Sep 02, 2010)
Pass attempts	32	at Kentucky (Oct 16, 2010)
Pass completions	20	vs Southern Miss (Sep 02, 2010)
		at Kentucky (Oct 16, 2010)
Yards Passing	382	at Kentucky (Oct 16, 2010)
Yards Per Pass	11.9	at Kentucky (Oct 16, 2010)
TD Passes	3	at Auburn (Sep 25, 2010)
		vs Alabama (Oct 09, 2010)
Total Plays	69	vs Georgia (Sep 11, 2010)
Total Offense	472	at Kentucky (Oct 16, 2010)
Yards Per Play	8.6	at Kentucky (Oct 16, 2010)
Points	41	vs Southern Miss (Sep 02, 2010)
Sacks By	7	vs Furman (Sep 18, 2010)
		vs Alabama (Oct 09, 2010)
First Downs	25	vs Southern Miss (Sep 02, 2010)
Penalties	8	at Kentucky (Oct 16, 2010)
Penalty Yards	58	at Kentucky (Oct 16, 2010)
Turnovers	4	at Auburn (Sep 25, 2010)
		at Kentucky (Oct 16, 2010)
Interceptions By	2	vs Furman (Sep 18, 2010)

2010 Carolina Individual Game Highs

Rushes	37	M. Lattimore vs Georgia (Sep 11, 2010)
Yards Rushing	182	M. Lattimore vs Georgia (Sep 11, 2010)
TD Rushes	2	M. Lattimore vs Southern Miss (Sep 02, 2010)
		Stephen Garcia vs Southern Miss (Sep 02, 2010)
		M. Lattimore vs Georgia (Sep 11, 2010)
		M. Lattimore vs Alabama (Oct 09, 2010)
		M. Lattimore at Kentucky (Oct 16, 2010)
Long Rush	53	Ace Sanders vs Southern Miss (Sep 02, 2010)
Pass attempts	32	Stephen Garcia at Kentucky (Oct 16, 2010)
Pass completions	20	Stephen Garcia at Kentucky (Oct 16, 2010)
Yards Passing	382	Stephen Garcia at Kentucky (Oct 16, 2010)
TD Passes	3	Stephen Garcia at Auburn (Sep 25, 2010)
		Stephen Garcia vs Alabama (Oct 09, 2010)
Long Pass	69	Stephen Garcia at Auburn (Sep 25, 2010)
Receptions	8	Alshon Jeffery at Auburn (Sep 25, 2010)
Yards Receiving	192	Alshon Jeffery at Auburn (Sep 25, 2010)
TD Receptions	2	Alshon Jeffery at Auburn (Sep 25, 2010)
		Alshon Jeffery vs Alabama (Oct 09, 2010)
Long Reception	69	Alshon Jeffery at Auburn (Sep 25, 2010)
Field Goals	2	Spencer Lanning vs Southern Miss (Sep 02, 2010)
Long Field Goal	51	Spencer Lanning vs Furman (Sep 18, 2010)
Punts	5	Spencer Lanning vs Furman (Sep 18, 2010)
Punting Avg	52.5	Spencer Lanning vs Southern Miss (Sep 02, 2010)
Long Punt	58	Spencer Lanning vs Furman (Sep 18, 2010)
Long Punt Return	19	Stephon Gilmore at Kentucky (Oct 16, 2010)
Long Kickoff Return	37	Chris Culliver vs Alabama (Oct 09, 2010)
Tackles	9	Stephon Gilmore at Auburn (Sep 25, 2010)
		Josh Dickerson at Auburn (Sep 25, 2010)
		Stephon Gilmore vs Alabama (Oct 09, 2010)
		D.J. Swearinger vs Alabama (Oct 09, 2010)
Sacks	2.0	Devin Taylor vs Georgia (Sep 11, 2010)
		T. Robertson vs Furman (Sep 18, 2010)
		Stephon Gilmore vs Alabama (Oct 09, 2010)
		Melvin Ingram vs Alabama (Oct 09, 2010)
Tackles For Loss	3.0	Devin Taylor vs Georgia (Sep 11, 2010)
		T. Robertson vs Furman (Sep 18, 2010)
Interceptions	1	D. Holloman vs Southern Miss (Sep 02, 2010)
		Stephon Gilmore vs Furman (Sep 18, 2010)
		C.C. Whitlock vs Furman (Sep 18, 2010)

2010 Opponent Team Game Highs

Rushes	57	at Auburn (Sep 25, 2010)
Yards Rushing	334	at Auburn (Sep 25, 2010)
Yards Per Rush	5.9	at Auburn (Sep 25, 2010)
TD Rushes	3	at Auburn (Sep 25, 2010)
Pass attempts	57	vs Southern Miss (Sep 02, 2010)
Pass completions	38	vs Southern Miss (Sep 02, 2010)
Yards Passing	349	at Kentucky (Oct 16, 2010)
Yards Per Pass	9.1	vs Georgia (Sep 11, 2010)
TD Passes	4	at Kentucky (Oct 16, 2010)
Total Plays	84	vs Southern Miss (Sep 02, 2010)
Total Offense	492	at Auburn (Sep 25, 2010)
Yards Per Play	6.3	at Auburn (Sep 25, 2010)
Points	35	at Auburn (Sep 25, 2010)
Sacks By	4	vs Georgia (Sep 11, 2010)
First Downs	29	at Auburn (Sep 25, 2010)
Penalties	8	vs Southern Miss (Sep 02, 2010)
Penalty Yards	60	vs Southern Miss (Sep 02, 2010)
Turnovers	2	vs Southern Miss (Sep 02, 2010)
		vs Furman (Sep 18, 2010)
		at Auburn (Sep 25, 2010)
Interceptions By	2	vs Furman (Sep 18, 2010)
		at Auburn (Sep 25, 2010)
		at Kentucky (Oct 16, 2010)

2010 Opponent Individual Game Highs

Rushes	25	Cameron Newton, at Auburn (Sep 25, 2010)
Yards Rushing	176	Cameron Newton, at Auburn (Sep 25, 2010)
TD Rushes	3	Cameron Newton, at Auburn (Sep 25, 2010)
Long Rush	54	Cameron Newton, at Auburn (Sep 25, 2010)
Pass attempts	43	DAVIS, Austin, vs Southern Miss (Sep 02, 2010)
Pass completions	32	Mike Hartline, at Kentucky (Oct 16, 2010)
Yards Passing	349	Mike Hartline, at Kentucky (Oct 16, 2010)
TD Passes	4	Mike Hartline, at Kentucky (Oct 16, 2010)
Long Pass	72	Tersoo Uhaa, vs Furman (Sep 18, 2010)
Receptions	12	Chris Matthews, at Kentucky (Oct 16, 2010)
Yards Receiving	202	Adam Mims, vs Furman (Sep 18, 2010)
TD Receptions	2	La'Rod King, at Kentucky (Oct 16, 2010)
Long Reception	72	Adam Mims, vs Furman (Sep 18, 2010)
Field Goals	2	HRAPMANN, Danny, vs Southern Miss (Sep 02, 2010)
		Blair Walsh, vs Georgia (Sep 11, 2010)
		Ray Early, vs Furman (Sep 18, 2010)
		Jeremy Shelley, vs Alabama (Oct 09, 2010)
		Jeremy Shelley, vs Alabama (Oct 09, 2010)
		Ryan Tydlacka, at Kentucky (Oct 16, 2010)
Long Field Goal	39	BOEHME, Peter, vs Southern Miss (Sep 02, 2010)
Punts	6	BOEHME, Peter, vs Southern Miss (Sep 02, 2010)
Punting Avg	44.5	Marquis Maze, vs Alabama (Oct 09, 2010)
Long Punt	61	Marquis Maze, vs Alabama (Oct 09, 2010)
Long Punt Return	28	T. Richardson, vs Alabama (Oct 09, 2010)
Long Kickoff Return	31	Bacarri Rambo, vs Georgia (Sep 11, 2010)
Tackles	12	Justin Houston, vs Georgia (Sep 11, 2010)
Sacks	2.0	Marcell Dareus, vs Alabama (Oct 09, 2010)
Tackles For Loss	4.0	Eight players
Interceptions	1	

The Last Time It Happened...

The Last Time South Carolina...

SHUT OUT AN OPPONENT:

34-0, vs. NC State (8/2/08)

WAS SHUT OUT:

18-0, vs. Georgia (9/9/06)

SCORED BETWEEN 50-59 POINTS:

52, vs. Middle Tennessee (11/18/06)

ALLOWED BETWEEN 50-59 POINTS:

56, at Florida (11/15/08)

SCORED BETWEEN 60-69 POINTS:

65, vs. Mississippi State (10/14/95)

ALLOWED BETWEEN 60-69 POINTS:

63, vs. Clemson (11/22/03)

SCORED MORE THAN 70 POINTS:

77, vs. Kent State (10/7/95)

ALLOWED MORE THAN 70 POINTS:

Never

SCORED ON A SAFETY:

at Georgia (9/12/09)

ALLOWED A SAFETY:

vs. Alabama (10/9/10)

RETURNED A KICKOFF FOR A TD:

Matthew Thomas, 95 yards vs. Virginia (9/7/02)

ALLOWED A KICKOFF RETURN FOR A TD:

Warren Norman, Vanderbilt, 99 yards (10/24/09)

RETURNED A PUNT FOR A TD:

Chavez Donnings, 73 yards vs. Florida (11/15/03)

ALLOWED A PUNT RETURN FOR A TD:

Lito Sheppard, Florida, 57 yards (11/11/00)

RETURNED AN INTERCEPTION FOR A TD:

Stephon Gilmore, 80 yards vs. Furman (9/18/10)

ALLOWED AN INTERCEPTION FOR A TD:

Shawn Boone, Furman, 3 yards (9/18/10)

RETURNED A FUMBLE FOR A TD:

Nathan Pepper, 33 yards at Ole Miss (10/4/08)

HAD A DEFENSIVE PLAYER SCORE TWO TOUCHDOWNS IN A GAME:

Eric Norwood, 2-yard fumble return and 53 yard fumble return vs. Kentucky (10/4/07)

ALLOWED A FUMBLE RETURN FOR A TD:

Jason LeDoux, LSU, 15 yards (10/18/03)

HAD A PLAYER WITH 300-349 YARDS PASSING:

327, Stephen Garcia at Arkansas (11/7/09)

HAD A PLAYER WITH 350-399 YARDS PASSING:

382, Stephen Garcia at Kentucky (10/16/10)

HAD A PLAYER WITH 400-449 YARDS PASSING:

405, Steve Taneyhill vs. Georgia (9/2/95)

HAD A PLAYER WITH 450+ YARDS PASSING:

473, Steve Taneyhill vs. Mississippi State (10/14/95)

HAD A PLAYER COMPLETE 30+ PASSES:

31, Stephen Garcia at Georgia (9/12/09)

HAD A PLAYER ATTEMPT 40-49 PASSES:

47, Chris Smelley at Clemson (11/29/08)

HAD A PLAYER ATTEMPT 50+ PASSES:

50, Stephen Garcia at Tennessee (10/31/09)

HAD A PLAYER RUSH FOR 150-199 YDS:

182, Marcus Lattimore vs. Georgia (9/11/10)

HAD A PLAYER RUSH FOR 200-249 YDS:

215, Derek Watson vs. Eastern Michigan (9/16/00)

HAD A PLAYER RUSH FOR 250+ YDS:

278, Brandon Bennett vs. East Tennessee State (10/5/91)

HAD TWO PLAYERS RUSH FOR MORE THAN 100 YARDS:

Cory Boyd (132) and Mike Davis (102) vs. South Carolina State (9/15/07)

HAD A PLAYER WITH 150-199 YARDS RECEIVING:

192, Alshon Jeffery vs. Auburn (9/25/10)

HAD A PLAYER WITH 200+ YARDS RECEIVING:

210, Troy Williamson vs. USF (9/18/04)

HAD TWO PLAYERS WITH 100 YARDS RECEIVING:

Sidney Rice (139) and Kenny McKinley (112) vs. Houston (12/29/06)

HAD A PLAYER WITH 500+ YARDS TOTAL OFFENSE:

512, Steve Taneyhill vs. Mississippi State (10/14/95)

HAD A PLAYER SCORE 4 TDs:

5, Sidney Rice vs. Florida Atlantic (9/23/06)

HAD A PLAYER PASS FOR 4 TDs:

4, Blake Mitchell, vs. Middle Tennessee (11/18/06)

HAD A PLAYER PASS FOR 5 TDs:

5, Syvelle Newton vs. FAU (9/23/06)

HAD A PLAYER RUSH FOR 3 TDs:

3, Mike Davis vs. Mississippi State (9/29/07)

HAD A PLAYER CATCH 3 TD PASSES:

3, Alshon Jeffery vs. Kentucky (10/10/09)

HAD A PLAYER CATCH 4+ TD PASSES:

5, Sidney Rice vs. Fla. Atlantic (9/23/06)

HAD A PLAYER KICK 4 FIELD GOALS:

4, Ryan Succop vs. UAB (9/27/08)

HAD A PLAYER KICK 5+ FIELD GOALS:

5, Spencer Lanning at Georgia (9/12/09)

HAD A PLAYER WITH 2 INTERCEPTIONS:

2, Chris Culliver, at Kentucky (10/11/08)

HAD A PLAYER WITH 3 INTERCEPTIONS:

3, Patrick Hinton vs. NC State (10/29/88)

BLOCKED A FIELD GOAL ATTEMPT:

Devin Taylor at Tennessee (10/31/09)

RETURNED A BLOCKED FIELD GOAL FOR A TD:

Captain Munnerlyn at Kentucky, 81 yards, (10/11/08)

BLOCKED A PUNT:

Devin Taylor at NC State (9/3/09)

BLOCKED A PUNT FOR A TD:

Derek Watson vs. Florida, 2 yards, (11/11/00)

HAD A PUNT BLOCKED:

at Clemson (11/29/08)

HAD A FIELD GOAL BLOCKED:

at Vanderbilt (9/4/08)

HAD A PAT BLOCKED:

at Georgia (9/12/09)

MISSED A PAT:

at Auburn (9/25/10)

MADE A 2-PT CONVERSION:

Dondrial Pinkins run vs. UAB (9/20/03)

ATTEMPTED A 2-PT CONVERSION:

at LSU (9/22/07)

RECOVERED AN ONSIDE KICK:

at Arkansas (11/3/07)

ALLOWED BLOCKED PAT RETURNED FOR CONVERSION:

Demetrice Webb, Florida (11/12/05)

SOUTH CAROLINA OFFENSE HAD...**LESS THAN 50 YARDS RUSHING:**

43, vs. Iowa (1/1/09)

200+ YARDS RUSHING:

224 vs. Southern Miss (9/2/10)

300+ YARDS RUSHING:

356, vs. Vanderbilt (10/20/01)

500+ TOTAL NET YARDS:

516, vs. Florida Atlantic (9/19/09)

600+ TOTAL NET YARDS:

656, vs. Vanderbilt (10/20/01)

50+ YARD RUN:

53, Ace Sanders vs. Southern Miss (9/2/10)

The Last Time an Opponent Had...

TEAM...**LESS THAN 100 YARDS RUSHING:**

52, at Kentucky (10/16/10)

200+ YARDS RUSHING:

334, at Auburn (9/25/10)

LESS THAN 100 YARDS PASSING:

92, at Alabama (10/17/09)

400+ YARDS PASSING:

402, Florida (11/11/95)

LESS THAN 200 TOTAL NET YARDS:

133, at NC State (9/3/09)

500+ TOTAL NET YARDS:

519, at Florida (11/15/08)

600+ TOTAL NET YARDS:

650, at Arkansas (11/3/07)

MISSED A PAT:

Alabama (10/9/10)

MADE A 2-POINT CONVERSION:

at Kentucky (10/16/10)

MISSED A 2-POINT CONVERSION:

Furman (9/18/10)

INDIVIDUAL...**350+ YARDS PASSING:**

386, Kevin Kolb, Houston (12/29/06)

400+ YARDS PASSING:

485, Eric Zeier, Georgia (9/3/94)

150+ YARDS RUSHING:

176, Cameron Newton, Auburn (9/25/10)

200+ YARDS RUSHING:

246, Mark Ingram, at Alabama (10/17/09)

250+ YARDS RUSHING:

321, Darren McFadden, Arkansas (11/3/07)

300+ YARDS RUSHING:

321, Darren McFadden, Arkansas (11/3/07)

200+ YARDS RECEIVING:

202, Adam Mims, Furman (9/18/10)

50+ YARD RUN:

54, Cameron Newton, Auburn (9/25/10)

50+ YARD RECEPTION:

51, Greg McElroy to Darius Hanks, Alabama (10/9/10)

MADE 4 FIELD GOALS:

4, Brandon Coutu, Georgia (9/8/07)

RUSHED FOR 3 TOUCHDOWNS:

3, Cameron Newton, Auburn (9/25/10)

RUSHED FOR 4 TOUCHDOWNS:

4, Chad Jasmin, Clemson (11/21/03)

TWO PLAYERS WITH...**100+ YARDS RUSHING:**

at Auburn, Cameron Newton (176) & Michael Dyer (100) (9/25/10)

100+ YARDS RECEIVING:

Central Florida, Mike Walker (105) & Brandon Marshall (102), (9/1/05)

Game 1

South Carolina 41, Southern Miss 13

September 2, 2010
Williams-Brice Stadium
Columbia, S.C.
70,438



COLUMBIA, S.C. (AP)—

Quarterback Stephen Garcia and freshman tailback Marcus Lattimore each ran for two touchdowns and South Carolina coach Steve Spurrier won his 18th straight college opener 41-13 over Southern Miss on Thursday night.

Garcia got things started with a 22-yard touchdown run and Lattimore followed with first-half scores of 3 and 7 yards to send the Gamecocks to a surprisingly easy win against the Golden Eagles.

And Lattimore wasn't the only young star to excel for Spurrier.

Sophomore Alshon Jeffery had 106 receiving yards and freshman Ace Sanders had a 53-yard rush - the Gamecocks' longest in four years - to set up Lattimore's first score.

Even freshman backup passer Connor Shaw came through, connecting with D.L. Moore for a 15-yard touchdown pass for South Carolina's final score.

South Carolina's rout was a welcome result after a restless summer. Spurrier and the Gamecocks have been dogged by the NCAA the past two months. Standout tight end Weslye Saunders, a central figure in the probe for possible contact with agents, did not play because of an unrelated team suspension.

Then South Carolina scratched two starters - left tackle Jarriel King and cornerback Chris Culliver - right before kickoff, although the athletic department would not say why.

Southern Miss kept the Gamecocks offstride early on, forcing a punt on South Carolina's opening series and quickly driving to the Gamecocks 22.

That's when momentum changed for good.

Akeem Auguste broke up a third-down pass that settled into the hands of safety DaVonte Holloman and South Carolina followed with a solid drive of its own led by Garcia.

The junior was 4-for-4 passing for 51 yards on the series and finished things with a gritty, 22-yard TD run.

Then South Carolina's youngest guns took control.

Speedy Sanders had his back-breaking end around to the Southern Miss 9. Two plays later, Lattimore bounced through for his first college score from 3 yards out.

Lattimore, considered the country's top tailback prospect last February, got the call a series later. This time, he picked his way through Southern Miss defenders for a 7-yard scoring run as South Carolina led 24-6 - its most points by halftime since the 2006 Liberty Bowl.


Garcia ended 16 of 23 for 193 yards.

Golden Eagles coach Larry Fedora followed Spurrier as Florida's playcaller in 2002 and tried to out-scheme him with a no-huddle, flood-the-field attack.

But Southern Miss twice bogged down in the red zone after the early pick, settling for two field goals.

Playmaking receiver DeAndre Brown was covered up most of the night by South Carolina's secondary. The junior, who caught 114 passes his first two seasons, didn't catch one against the Gamecocks until the final period when Southern Miss trailed 41-6.

Brown had the Golden Eagles' only touchdown, a 29-yard scoring catch with 1:33 left.



Southern Miss	3	3	0	7	13
South Carolina	7	17	10	7	41

Scoring Summary

1st	5:43	SC	Garcia 22-yard run (Lanning kick) (10-85-4:39)	7-0
	1:23	USM	Hrapmann 33-yard field goal (9-59-4:20)	7-3
2nd	11:57	SC	Lanning 36-yard field goal (11-55-4:26)	10-3
	9:48	SC	Lattimore 3-yard run (Lanning kick) (3-62-1:06)	17-3
	7:03	SC	Lattimore 7-yard run (Lanning kick) (7-48-2:08)	24-3
	1:58	USM	Hrapmann 36-yard field goal (13-58-5:05)	24-6
3rd	9:35	SC	Lanning 42-yard field goal (9-37-3:47)	27-6
	4:43	SC	Garcia 3-yard run (Lanning kick) (6-92-3:27)	34-6
4th	11:19	SC	Moore 15-yard pass from Shaw (Lanning kick) (4-29-1:31)	41-6
	1:33	USM	Brown 29-yard pass from Young (Hrapmann kick) (3-31-0:46)	41-13

Team Statistics

	USM	SC
First Downs	23	25
Rushing	6	11
Passing	17	11
Penalty	0	3
Net Yards Rushing	67	224
Rushing Attempts	27	35
Net Yards Passing	337	225
Cmp.-Att.-Int.	38-57-1	20-30-1
Total Offense Yards	404	449
Total Offense Plays	84	65
Fumbles: No.-Lost	2-1	0-0
Penalties: No.-Yards	8-60	5-30
Punts-Yards	4-178	2-105
Avg. Yards Per Punt	44.5	52.5
Punt Returns: No.-Yards	2-30	0-0
Kickoff Returns: No.-Yards	6-108	3-69
Interceptions: No.-Yards	1-17	1-0
Possession Time	31:08	28:52
Third Down Conversions	10-19	4-10
Fourth Down Conversions	0-2	0-0
Red Zone Scores-Chances	2-6	5-5
Sacks By: No.-Yards	3-13	1-15
PAT Kicks	1-1	5-5
Field Goals	2-2	2-2

Individual Statistics

RUSHING: USM: Johnson 10-33; Floyd 8-21; Davis 8-7; Young 1-6. **SC:** Lattimore 14-54; Sanders 1-53; Garcia 5-38; Shaw 7-31; Miles 4-24; Gilmore 1-14; Giles 2-12; Maddox 1-(-2).

PASSING: USM: Davis 31-43-1-238; Young 7-14-0-99. **SC:** Garcia 16-23-0-193; Shaw 4-5-0-32; Gilmore 0-1-0-0; Clifford 0-1-1-0.

RECEIVING: USM: Johnson 6-27; Brown 4-65; Pierce 4-35; Hodges 4-27; Spight 4-21; Morris 3-70; Bolden 3-39; Balentine 3-18; Lampley 3-14; Floyd 3-13; Hanks 1-8. **SC:** Jeffery 7-106; Gurley 4-12; Sanders 2-47; Lattimore 2-21; Barnes 1-16; Moore 1-15; Scruggs 1-6; Smith 1-1; DiMarco 1-1.

PUNT RETURNS: USM: Llanos 1-17; Lampley 1-13. **SC:** None.

KICKOFF RETURNS: USM: Hester 3-53; Lampley 2-34; Pierce 1-21. **SC:** Sherman 3-69.

INTERCEPTION RETURNS: USM: Wilson 1-17. **SC:** Holloman 1-0.

Game 2

#24 South Carolina 17, #19 Georgia 6

September 11, 2010
Williams-Brice Stadium
Columbia, S.C.
80,792



COLUMBIA, S.C. (AP)—

South Carolina coach Steve Spurrier brought in Marcus Lattimore to run the ball.

And Spurrier let his prize freshman do it all day against No. 22 Georgia.

Lattimore rushed for 182 yards and two touchdowns to lead the 24th-ranked Gamecocks (2-0, 1-0 Southeastern Conference) to a 17-6 victory Saturday.

Lattimore carried 37 times in his first SEC game, punching in two 2-yard TDs and sealing things during a long, fourth-quarter field goal drive.

"I'm a little sore," Lattimore said.

He'll let the cheers at Williams-Brice Stadium soothe any lingering pain. The fans chanted his name at the end as Lattimore pounded the Bulldogs (1-1, 0-1) again and again.

Get used to it, SEC, because Spurrier sounds ready to ground it out all season.

He pushed past the defensive line for his first 2-yard touchdown. Lattimore had two defenders on his back on his next score and dragged them into the end zone for a second 2-yard TD.

He also had yardage on South Carolina's final scoring drive, starting with a 16-yard run and carrying eight of 11 plays to seal the game with Spencer Lanning's 24-yard field goal.

It was a complete reversal from most games in the South Carolina-Georgia series. It's usually a Bulldogs tailback who takes charge and the Gamecocks who play catch up.

This time, Georgia was outgained by more than 100 yards and held without a touchdown for the first time in three years since its last loss to South Carolina, 16-12, in 2007.

The Bulldogs' best chance to tighten the game came in the third quarter when they drove to the South Carolina 3 while trailing 14-6. But Washuan Ealey fumbled and cornerback Stephon Gilmore recovered to end the threat.

Right from the start, Georgia had no answer for Lattimore, the freshman who was considered the country's top high school running back last winter. He had runs of 16, 10 and 10 on South Carolina's opening drive that ended with Lattimore's first touchdown.

Lattimore was back at it right before halftime, giving the Gamecocks a 14-3 lead that Georgia couldn't match.


Spurrier likes Lattimore's square posture that keeps him moving forward even after he's hit. It also helped that Gamecocks called on Lattimore's favorite zone-read play from high school.

"That's all I did for four years," he said.

Georgia got a quick start from Ealey, the tailback who was suspended for the Bulldogs' opener last week. Ealey gained 32 yards on his team's opening drive, which stalled in the red zone when Orson Charles bobbled a third-down pass from Aaron Murray with running room ahead.

But the Bulldogs' attack sputtered the rest of the half, managing 13 yards as they went three-and-out three straight possessions.

Georgia finished with 253 yards while giving up 354 to the Gamecocks.



Georgia	3	0	3	0	6
South Carolina	7	7	0	3	17

Scoring Summary

1st	6:58	SC	Lattimore 2-yard run (Lanning kick) (16-79-8:02)	7-0
	0:38	UGA	Walsh 27-yard field goal (13-60-6:20)	7-3
2nd	1:34	SC	Lattimore 2-yard run (8-62-4:04)	14-3
3rd	8:17	UGA	Walsh 26-yard field goal (12-64-6:43)	14-6
4th	1:12	SC	Lanning 24-yard field goal (11-57-7:07)	17-6

Team Statistics

	UGA	SC
First Downs	11	23
Rushing	2	14
Passing	9	8
Penalty	0	1
Net Yards Rushing	61	189
Rushing Attempts	26	52
Net Yards Passing	192	165
Cmp.-Att.-Int.	14-21-0	12-17-0
Total Offense Yards	253	354
Total Offense Plays	47	69
Fumbles: No.-Lost	1-1	1-1
Penalties: No.-Yards	4-25	5-35
Punts-Yards	5-214	3-150
Avg. Yards Per Punt	42.8	50.0
Punt Returns: No.-Yards	2-4	3-24
Kickoff Returns: No.-Yards	3-49	3-69
Interceptions: No.-Yards	0-0	0-0
Possession Time	24:45	35:15
Third Down Conversions	3-11	9-14
Fourth Down Conversions	0-0	0-0
Red Zone Scores-Chances	2-3	3-3
Sacks By: No.-Yards	4-26	3-23
PAT Kicks	0-0	2-2
Field Goals	2-2	1-2

Individual Statistics

RUSHING: UGA: Ealey 19-75, Thomas 1-1, Murray 6-(-15). **SC:** Lattimore 37-182, Maddox 2-13, TEAM 1-(-2), Garcia 12-(-4).

PASSING: UGA: Murray 14-21-0-192. **SC:** Garcia 12-17-0-165.

RECEIVING: UGA: Durham 3-76, King 3-28, Brown 2-40, Gray 2-22, Charles 2-17, Munzenmaier 1-11, Ealey 1-(-2). **SC:** A. Jeffery 7-103, DiMarco 1-17, Lattimore 1-16, Gurley 1-14, Moore 1-8, Cunningham 1-7.

PUNT RETURNS: UGA: Smith 2-4. **SC:** Gilmore 3-24.

KICKOFF RETURNS: UGA: Boykin 2-40, Allen 1-9. **SC:** Culliver 3-69.

INTERCEPTION RETURNS: UGA: None. **SC:** None.

Game 3

#13 South Carolina 38, Furman 19

September 18, 2010
Williams-Brice Stadium
Columbia, S.C.
73,681



COLUMBIA, S.C. (AP)—

South Carolina coach Steve Spurrier knows the best part of his 13th-ranked Gamecocks beating lower-division Furman.

"Glad the game's over," he said, "and we don't have to play them again for another 25 years."

Stephen Garcia threw for two touchdowns, freshman Marcus Lattimore rushed for one and South Carolina won 38-19 on Saturday, improving to 3-0 for the first time in three years. Not that it came easily against the Paladins - something that's happened before with FCS teams in Spurrier's six seasons.

The Gamecocks needed a fourth-quarter interception to hold on against Wofford 27-20 in 2006, then managed only a pair of touchdowns against those same Terriers in a 23-13 win.

The last time they played Furman was even worse for the Gamecocks, a stunning 28-23 win for Paladins at Williams-Brice Stadium in 1982.

And Furman (1-1) of the FCS Southern Conference seemed poised to make this one tight, cutting a 28-6 lead to 31-19 in the final period and driving for more before Stephon Gilmore's interception and 80-yard TD return finally settled things.

Furman's Adam Mims finished with 10 catches for 202 yards.

It was a drastic turn from a week ago, when the Gamecocks' stamped themselves contenders in the Southeastern Conference with a 17-6 win over Georgia.

Garcia's 15-yard scoring throw to Tori Gurley and Lattimore's 4-yard touchdown run put the Gamecocks up 14-0.

When Garcia completed a nifty 6-yard throw to D.L. Moore in the back of the end zone early in the third quarter, South Carolina led 28-6 and looked ready to rout Furman.

But the Gamecocks had trouble putting this one away.

Shawn Boone began Furman's comeback, tipping and catching Garcia's screen pass attempt near the goal line for a 3-yard touchdown return.

After Spencer Lanning's career best 51-yard field goal, the Paladins struck again with Tersoo Uhaa's halfback pass to Mims for a 72-yard touchdown.

Furman drove 53 yards to South Carolina's 30 the next time it had the ball before Cody Worley's overthrown pass settled in Gilmore's hands with a clear path to the end zone.

Still, Spurrier improved to 40-0 all time against programs from outside the BCS automatic qualifier conferences.

Things get decidedly tougher from here. The Gamecocks go to Auburn next Saturday and, after a week off, face top-ranked Alabama at home.

Garcia finished 13 of 20 for 150 yards with his first two interceptions of the year. Lattimore added 97 yards rushing and his fifth TD on the ground this year. Jeffery had five catches for 97 yards, coming up short of his third straight game with at least 100 receiving yards.

South Carolina's defense registered seven sacks and held Furman to 51 yards on the ground.

Spurrier was disappointed in some of his team's breakdowns, but hoped it would wake the players up to what might happen with a lack of focus. "Pretty sad some of the things that happened, but hopefully it happened in a game where we had a decent lead," he said. "We can try and prevent those things in the future."



Furman	0	6	7	6	19
South Carolina	14	7	10	7	38

Scoring Summary

1st	6:50	SC	Gurley 15-yard pass from Garcia (Lanning kick) (4-42-3:02)	7-0
	0:12	SC	Lattimore 4-yard run (Lanning kick) (11-74-5:09)	14-0
2nd	12:12	FUR	Early 37-yard field goal (4-6-1:31)	14-3
	3:41	FUR	Early 37-yard field goal (12-60-5:02)	14-6
	1:12	SC	Maddox 9-yard run (Lanning kick) (6-62-2:24)	21-6
3rd	8:50	SC	Moore 6-yard pass from Garcia (Lanning kick) (11-72-5:10)	28-6
	4:54	FUR	Boone 3-yard interception return (Early kick)	28-13
	1:45	SC	Lanning 51-yard field goal (7-25-3:09)	31-13
4th	11:59	FUR	Mims 72-yard pass from Uhaa (Short rush failed) (1-72-0:13)	31-19
	6:38	SC	Gilmore 80-yard interception return (Lanning kick)	38-19

Team Statistics

	FUR	SC
First Downs	13	20
Rushing	3	10
Passing	10	9
Penalty	0	1
Net Yards Rushing	51	182
Rushing Attempts	27	40
Net Yards Passing	274	192
Cmp.-Att.-Int.	19-32-2	17-25-2
Total Offense Yards	325	374
Total Offense Plays	59	65
Fumbles: No.-Lost	1-0	1-0
Penalties: No.-Yards	2-21	5-34
Punts-Yards	5-187	5-210
Avg. Yards Per Punt	37.4	42.0
Punt Returns: No.-Yards	2-26	0-0
Kickoff Returns: No.-Yards	7-140	5-79
Interceptions: No.-Yards	2-9	2-83
Possession Time	26:30	33:30
Third Down Conversions	3-13	9-15
Fourth Down Conversions	0-1	0-0
Red Zone Scores-Chances	2-2	4-4
Sacks By: No.-Yards	2-4	7-27
PAT Kicks	1-1	5-5
Field Goals	2-2	1-1

Individual Statistics

RUSHING: FUR: Mims 2-26, Brown 4-16, Forcier 2-10, Williams 3-9, Uhaa 6-9, Worley 10-(-19). **SC:** Lattimore 19-97, Garcia 8-28, Shaw 4-22, Maddox 3-20, Miles 5-10, Sanders 1-5.

PASSING: FUR: Worley 17-29-2-189, Forcier 1-2-0-13, Uhaa 1-1-0-72. **SC:** Garcia 13-20-2-150, Shaw 4-5-0-42.

RECEIVING: FUR: Mims 10-202, Maples 3-27, Cunningham 2-21, Anderson 2-7, McCray 1-11, Uhaa 1-6. **SC:** Jeffery 5-97, DiMarco 4-17, Gurley 3-52, Moore 2-12, Sanders 2-7, Miles 1-7.

PUNT RETURNS: FUR: Mims 2-26. **SC:** None.

KICKOFF RETURNS: FUR: Brown 5-102, Cunningham 2-38. **SC:** Culliver 3-56, Wilson 2-23.

INTERCEPTION RETURNS: FUR: Johnson 1-6, Boone 1-3. **SC:** Gilmore 1-80, Whitlock 1-3.

Game 4

#14 Auburn 35, #12 South Carolina 27

September 25, 2010
Jordan-Hare Stadium
Auburn, Ala.
87,237



AUBURN, Ala. (AP)—

Cam Newton and No. 17 Auburn are hard to stop once they get going.

The Tigers' 250-pound quarterback rushed for 176 yards and three touchdowns and passed for two more scores. Auburn then forced four fourth-quarter turnovers to pull off another come-from-behind victory, this one 35-27 against No. 12 South Carolina on Saturday night.

The Tigers (4-0, 2-0 Southeastern Conference) overcame a double-digit halftime deficit for the second straight week against a team from the Palmetto State, this time falling behind

20-7. Both of Newton's scoring passes came in the fourth quarter after fumbles by South Carolina quarterback Stephen Garcia.

South Carolina (3-1, 1-1) twice drove into Auburn territory in the final minutes behind freshman backup Connor Shaw, but he was intercepted each time. Demond Washington picked off a pass that deflected off the hands of receiver Alshon Jeffery in the end zone with 33 seconds left to seal the win.

Newton was 16-of-21 passing for 158 yards and also logged 25 runs, including a 54-yard TD scamper after a nice fake handoff in the first quarter.

Auburn racked up 334 yards rushing against a defense that came in giving up a league-low 60 yards on the ground.

The Tigers were ball hogs in a dominant second half, running 49 plays to South Carolina's 22.

The Gamecocks had no turnovers in the first three quarters and four in the final 15 minutes to waylay a bid for their first 4-0 start since 2001. South Carolina was also seeking SEC win No. 107 for coach Steve Spurrier, which would have given him sole possession of second-place behind Alabama's Bear Bryant. Instead, the Gamecocks left with their sixth straight loss in league road games and fifth in a row against Auburn since joining the SEC.

There was some give and take in that regard. Earlier Auburn had lost three fumbles, and the first two set up South Carolina touchdown drives.

Shaw took the Gamecocks downfield on both his drives but, threw the ball right to linebacker Josh Byner under pressure for an interception at the 11 to end the first.


Auburn failed to get a first down and run out the clock on three straight Newton runs, but then capitalized on one of the few balls Jeffery didn't bring down.

He had eight catches for 192 yards and caught two of Garcia's three touchdown passes. Garcia went 15-of-21 passing for 235 yards, but was sacked three times and had two costly fumbles before being pulled in the fourth quarter.

The Tigers' Michael Dyer won the battle of highly touted freshman running backs, outgaining Marcus Lattimore 100-33. Dyer had 23 carries but Lattimore was stymied early and only carried 14 times after emerging as a workhorse coming into the game. Dyer gained 78 yards after halftime.

The defense and Newton's timely passing carried the day in the end. He completed a 7-yard touchdown pass to tight end Philip Lutzenkirchen to take a one-point lead early in the fourth.

Then, Emory Blake jumped over a diving defender and just pushed the ball over the goal line for a 12-yard TD with 6:23 left.



South Carolina	14	6	7	0	27
Auburn	7	7	7	14	35

Scoring Summary

1st	8:50	AU	Newton 54-yard run (Byrum kick) (5-80-2:08)	0-7
	5:32	SC	Jeffery 30-yard pass from Garcia (Lanning kick) (6-80-3:18)	7-7
	1:04	SC	Lattimore 1-yard run (Lanning kick) (7-44-3:26)	14-7
2nd	6:16	SC	Jeffery 6-yard pass from Garcia (kick failed) (7-47-3:16)	20-7
	0:46	AU	Newton 3-yard run (Byrum kick) (12-76-5:30)	20-14
3rd	6:14	AU	Newton 4-yard run (Byrum kick) (11-80-3:46)	20-21
	4:45	SC	Gurley 3-yard pass from Garcia (Lanning kick) (3-75-1:29)	27-21
4th	13:35	AU	Lutzenkirchen 7-yard pass from Newton (Byrum kick) (4-26-1:10)	27-28
	6:23	AU	Blake 12-yard pass from Newton (Byrum kick) (9-53-3:53)	27-35

Team Statistics

	SC	AU
First Downs	20	29
Rushing	5	20
Passing	14	8
Penalty	1	1
Net Yards Rushing	79	334
Rushing Attempts	28	57
Net Yards Passing	305	158
Cmp.-Att.-Int.	19-29-2	16-21-0
Total Offense Yards	384	492
Total Offense Plays	57	78
Fumbles: No.-Lost	2-2	3-2
Penalties: No.-Yards	5-37	6-41
Punts-Yards	3-144	2-68
Avg. Yards Per Punt	48.0	34.0
Punt Returns: No.-Yards	0-0	1-10
Kickoff Returns: No.-Yards	6-123	5-114
Interceptions: No.-Yards	0-0	2-0
Possession Time	28:52	31:08
Third Down Conversions	4-8	7-12
Fourth Down Conversions	0-0	1-1
Red Zone Scores-Chances	3-4	4-5
Sacks By: No.-Yards	1-4	3-22
PAT Kicks	3-4	5-5
Field Goals	0-0	0-2

Individual Statistics

RUSHING: SC: Lattimore 14-33, Garcia 10-21, Maddox 2-13, Shaw 2-12. **AU:** Newton 25-176, Dyer 23-100, McCalebb 7-55, Fannin 1-5, TEAM 1-(-2).

PASSING: SC: Garcia 15-21-0-235, Shaw 4-8-2-70. **AU:** Newton 16-21-0-158.

RECEIVING: SC: A. Jeffery 8-192, Gurley 4-36, Lattimore 3-28, Maddox 2-27, DiMarco 1-11, Sanders 1-11. **AU:** Zachery 4-49, Adams 4-45, Blake 3-33, Lutzenkirchen 3-22, Smith 1-6, Fannin 1-3.

PUNT RETURNS: SC: None. **AU:** Carr 1-10.

KICKOFF RETURNS: SC: Culliver 3-66, Sherman 3-57. **AU:** Washington 3-76, McCalebb 2-38.

INTERCEPTION RETURNS: SC: None. **AU:** Washington 1-0, Byner 1-0.

Game 5

#19 South Carolina 35, #1 Alabama 21

October 9, 2010

Williams-Brice Stadium

Columbia, S.C.

82,993

**COLUMBIA, S.C. (AP)—**

Stephen Garcia threw three touchdown passes, two to Alshon Jeffery, and Marcus Lattimore scored three times as 19th-ranked South Carolina stunned No. 1 Alabama 35-21 on Saturday.

Never before had the Gamecocks beaten a team ranked No. 1 - at least not in football. So Steve Spurrier had plenty of reason to bask in one of the biggest victories of his illustrious career.

South Carolina has been solid under Spurrier, but still hasn't won the SEC East--and never really has come close. This bunch of Gamecocks might be able to change that with a winning mix of dynamic skill players and dominating defenders that could keep them in the title chase all season.

Opponents have had little chance against Alabama the past few seasons. The defending national champions had won 19 straight games - including last week's 31-6 rout of Florida - since losing the Sugar Bowl to Utah after the 2008 season.

But facing a third consecutive ranked SEC team caught up with Alabama as Garcia and the Gamecocks used the Crimson Tide's formula for success: Cashing in on chances close to the goal line and limiting the country's best tailback duo in Mark Ingram and Trent Richardson to 64 yards.

South Carolina shredded the country's top-rated scoring defense, putting up the most points on Alabama since a 41-34 loss to LSU in 2007. The Gamecocks scored four touchdowns when they got inside the 'Bama 20--double what the Crimson Tide had allowed coming in.

Alabama tried to rally back as it had against Arkansas two games ago, this time cutting South Carolina's 21-3 lead to 28-21 with most of the fourth quarter left.

The Crimson Tide's charge came courtesy of an odd safety by Garcia - Spurrier threw his notes about 5 yards onto the field when his quarterback grabbed a wayward shotgun snapped and flung it through his own end zone from about the 2 - a field goal and a 51-yard touchdown catch by Darius Hanks.

Alabama's last chance to tighten things came at the start of the fourth quarter when Jeffery, the SEC's leading receiver, bobbled a catch into the hands of Tide defensive back Will Lowery for an interception. But McElroy was sacked for a 7-yard loss by Stephon Gilmore and Saban called a fake field goal that didn't come close to working as defensive lineman Ed Stinson dropped the throw from holder A.J. McCarron.

South Carolina answered with a 75-yard drive, capped by Lattimore's 2-yard score with 7:01 left that put the game away.

Alabama could not respond and South Carolina fans, as they had after the basketball team beat Kentucky in January and the baseball team beat Arizona State at the College World Series in June, celebrated beating the country's No. 1 team.

Spurrier earned his 107th SEC victory, breaking a tie for second with Mississippi great Johnny Vaught. Alabama's Paul "Bear" Bryant is the all-time leader with 159 league wins.

Lattimore finished with 93 yards rushing. He also caught Garcia's first scoring pass, a 9-yard touchdown in the opening quarter.

Garcia was a tidy 17 of 20 for 201 yards and the one interception. He also picked up a critical fourth-and-1 on the Gamecocks final scoring drive. Jeffery had seven receptions for 127 yards, including TD catches of 26 and 15 yards.



Alabama	3	6	5	7	21
South Carolina	14	7	7	7	35

Scoring Summary

1st	10:32	UA	Shelley 32-yard field goal (9-54-4:28)	0-3
	7:20	SC	Lattimore 9-yard pass from Garcia (Lanning kick) (7-63-3:12)	7-3
	0:35	SC	Jeffery 26-yard pass from Garcia (Lanning kick) (7-62-3:08)	14-3
2nd	13:52	SC	Jeffery 15-yard pass from Garcia (Lanning kick) (3-43-1:00)	21-3
	0:38	UA	Jones 8-yard pass from McElroy (Kick failed) (7-41-1:19)	21-9
3rd	14:49	UA	TEAM Safety	21-11
	9:37	UA	Shelley 39-yard field goal (9-30-5:12)	21-14
	1:42	SC	Lattimore 1-yard run (Lanning kick) (15-82-7:55)	28-14
4th	14:51	UA	Hanks 51-yard pass from McElroy (Shelley kick) (4-85-1:51)	28-21
	7:01	SC	Lattimore 2-yard run (Lanning kick) (10-74-4:34)	35-21

Team Statistics

	UA	SC
First Downs	21	20
Rushing	7	10
Passing	13	9
Penalty	1	1
Net Yards Rushing	36	110
Rushing Attempts	29	37
Net Yards Passing	315	201
Cmp.-Att.-Int.	27-35-0	17-20-1
Total Offense Yards	351	311
Total Offense Plays	64	57
Fumbles: No.-Lost	1-1	3-0
Penalties: No.-Yards	5-31	4-34
Punts-Yards	2-68	2-82
Avg. Yards Per Punt	34.0	41.0
Punt Returns: No.-Yards	1-28	1-15
Kickoff Returns: No.-Yards	7-173	3-70
Interceptions: No.-Yards	1-0	0-0
Possession Time	32:27	27:33
Third Down Conversions	5-13	6-11
Fourth Down Conversions	2-3	2-2
Red Zone Scores-Chances	2-4	4-4
Sacks By: No.-Yards	1-5	7-40
PAT Kicks	1-2	5-5
Field Goals	2-3	0-0

Individual Statistics

RUSHING: UA: Ingram 11-41, Richardson 6-23, McElroy 12-(-28). **SC:** Lattimore 23-93, Maddox 5-28, Garcia 7-11, Sanders 1-(-7), TEAM 1-(-15).

PASSING: UA: McElroy 27-34-0-315, McCarron 0-1-0-0. **SC:** Garcia 17-20-1-201.

RECEIVING: UA: Jones 8-118, Dial 5-29, Maze 4-41, Ingram 4-16, Hanks 2-55, Richardson 2-12, Williams 1-32, Smelley 1-12. **SC:** A. Jeffery 7-127, Gurley 3-31, Sanders 3-20, Lattimore 2-16, Maddox 2-7.

PUNT RETURNS: UA: Maze 1-28. **SC:** Gilmore 1-15.

KICKOFF RETURNS: UA: Richardson 6-142, Maze 1-31. **SC:** Culliver 3-70.

INTERCEPTION RETURNS: UA: Lowery 1-0. **SC:** None.

Game 6

Kentucky 31, #10/12 South Carolina 28

October 16, 2010
Commonwealth Stadium
Lexington, Ky.
67,955



LEXINGTON, Ky. (AP)—

The 10th-ranked Gamecocks seemed as if they'd keep it together before freshman running back Marcus Lattimore went down with an ankle injury.

Then they could only watch as Kentucky's Randall Cobb caught a 24-yard touchdown pass with 1:15 remaining then added the two-point conversion to cap a furious second-half rally and give Wildcats a stunning 31-28 victory, ruining South Carolina's chance to get a leg up in the jumbled SEC East.

Mike Hartline threw for a career-high 349 yards and four touchdowns for the Wildcats, who had lost 10 straight to the Gamecocks and never beaten Spurrier in 17 tries.

Lattimore had 212 yards of total offense and three touchdowns but spent most of the second half on the sideline after rolling his left ankle while getting tackled early in the third quarter. Kentucky shut the Gamecocks down over the final 30 minutes, holding them to 103 yards - 49 of which came on the desperate final drive - while slowly chipping away at the lead.

Hartline hit LaRod King for a 5-yard touchdown pass to cap a 95-yard drive and bring Kentucky within 28-17. Then Hartline found Matthews for a 38-yard score to get within 28-23. Matthews finished with 12 receptions for 177 yards and a score.

Given one last chance with 7:31 remaining, Hartline guided Kentucky to the South Carolina 24. Facing fourth down, he pumped the ball once and lofted the ball to a wide open Cobb in the end zone. Cobb bulled over left tackle for the 2-point conversion to put the Wildcats up three.

Garcia, who finished with 382 yards, two touchdowns and two interceptions, quickly moved the ball to the Kentucky 20 with 11 seconds remaining. The Gamecocks used a timeout and opted to take a shot at winning in regulation. Garcia threw it up to 6-foot-3 receiver Lamar Scruggs. The ball was tipped and Mosley snagged it out of the air.

The giddy celebration hardly seemed possible after a first half in which the Gamecocks did whatever they wanted behind Lattimore. The freshman bounced off Kentucky's would-be tacklers on handoffs or ran past the overmatched defensive ends who had the assignment of covering him on pass routes out of the backfield.

Lattimore came into the game with 81 yards receiving all season. He had 133 in the first half, when the Gamecocks victimized Kentucky's overzealous pass rush by sending Lattimore on wheel routes out of the backfield. Three times Lattimore ran by a Kentucky defender and into the open field, gaining huge chunks of yardage. A 48-yard reception set up his own 10-yard touchdown run, and later added a 47-yard scoring pass in which he sprinted past defensive end Taylor Wyndham then easily sidestepped another Kentucky defender at the 10 before strolling into the end zone.

The score gave the Gamecocks a 28-10 halftime lead, and things could have been worse. South Carolina turned it over three times in the half, and the Wildcats turned two of the miscues into points.

South Carolina	14	14	0	0	28
Kentucky	0	10	7	14	31

Scoring Summary

1st	11:53	SC	Lattimore 30-yard run (Lanning kick) (6-72-3:07)	7-0
	4:40	SC	Jeffery 3-yard pass from Garcia (Lanning kick) (9-88-4:16)	14-0
2nd	13:10	UK	King 10-yard pass from Hartline (McIntosh kick) (8-56-3:16)	14-7
	9:55	SC	Lattimore 10-yard run (Lanning kick) (7-77-3:09)	21-7
	3:15	UK	McIntosh 26-yard field goal (Lanning kick) (4-3-1:30)	21-10
	2:03	SC	Lattimore 47-yard pass from Garcia (Lanning kick) (3-62-1:06)	28-10
3rd	3:49	UK	King 5-yard pass from Hartline (McIntosh kick) (14-95-6:26)	28-17
4th	13:09	UK	Matthews 38-yard pass from Hartline (2pt failed) (8-76-3:28)	28-23
	1:15	UK	Cobb 24-yard pass from Hartline (Cobb run) (12-68-6:16)	28-31

Team Statistics

	SC	UK
First Downs	17	21
Rushing	5	4
Passing	12	16
Penalty	0	1
Net Yards Rushing	90	52
Rushing Attempts	23	33
Net Yards Passing	382	349
Cmp.-Att.-Int.	20-32-2	32-42-0
Total Offense Yards	472	401
Total Offense Plays	55	75
Fumbles: No.-Lost	3-2	2-0
Penalties: No.-Yards	8-58	7-59
Punts-Yards	4-177	6-249
Avg. Yards Per Punt	44.2	41.5
Punt Returns: No.-Yards	5-8	3-(-5)
Kickoff Returns: No.-Yards	6-137	5-121
Interceptions: No.-Yards	0-0	2-0
Possession Time	25:13	34:47
Third Down Conversions	5-10	9-19
Fourth Down Conversions	0-0	3-3
Red Zone Scores-Chances	2-3	4-4
Sacks By: No.-Yards	3-27	1-9
PAT Kicks	4-4	2-2
Field Goals	0-0	1-1

Individual Statistics

RUSHING: SC: Lattimore 15-79, Maddox 3-13, Shaw 1-9, Sanders 1-0, Garcia 3-(-11). **UK:** Russell 18-41, Cobb 8-27, Allen 2-9, TEAM 1-0, Hartline 4-(-25).

PASSING: SC: Garcia 20-32-2-382. **UK:** Hartline 32-42-0-349.

RECEIVING: SC: Jeffery 6-65, Lattimore 4-133, Maddox 3-9, Sanders 2-70, Gurley 2-43, Scruggs 1-39, Moore 1-16, DiMarco 1-7. **UK:** Matthews 12-177, Cobb 8-63, Russell 7-70, King 4-38, Aumiller 1-1.

PUNT RETURNS: SC: Gilmore 5-8. **UK:** Cobb 3-(-5).

KICKOFF RETURNS: SC: Swearingen 3-62, Sherman 3-75. **UK:** Cobb 3-75, Sanders 2-46.

INTERCEPTION RETURNS: SC: None. **UK:** Mosley 1-0, Guy 1-0.