



VANDERBILT (3-4, 0-4) at SOUTH CAROLINA (5-2, 3-2)

Williams-Brice Stadium (80,250), Columbia, S.C.
October 28, 2017, 4 pm ET

ON THE AIR

TELEVISION

National Broadcast SEC Network
Play-by-Play Taylor Zazour
Analyst Andre Ware
Sideline Olivia Harlan
RADIO

Gamecock IMG Sports Network

Play-by-Play Todd Ellis
Analyst Tommy Suggs
Sideline Langston Moore
Satellite Radio Sirius 119/XM 191

QUICK FACTS

Location Columbia, S.C.
Founded 1801
Enrollment 34,009

COACHING STAFF

Head Coach Will Muschamp
Alma Mater Georgia (1994)
South Carolina Record 11-9 (Second year)
Career Record 39-30 (Sixth year)
Running Backs Bobby Bentley
Special Teams/Linebackers Coleman Hutzler
Co-Offensive Coord./WR Bryan McClendon
Outside Linebackers Mike Peterson*
Defensive Coord./Def. Backs Travaris Robinson
Co-Offensive Coord./QB Kurt Roper*
Asst. HC-Defense/Def. Line Lance Thompson
Tight Ends Pat Washington*
Offensive Line Eric Wolford
Strength & Conditioning Jeff Dillman
Head FB Athletics Trainer Clint Haggard

*Seated in the Press Box

COMMUNICATIONS

Assistant AD/Communications Steve Fink
Fink Email finksc@mailbox.sc.edu
Fink Office 803-777-7987
Fink Cell 803-240-5268
Associate Communications Dir. Kent Reichert
Assistant Communications Dir. Rob Walden
Official Website www.gamecocksonline.com



2017 SOUTH CAROLINA SCHEDULE

vs NC STATE WOLFPACK: Sept. 2 - 3 pm - ESPN **SC 35, NCST 28**
Bank of America Stadium (75,525), Charlotte, N.C. **SC: 1-0 Overall; 0-0 SEC**
Samuel scores 3 times as Gamecocks win for 17th time in last 18 season openers.

at MISSOURI TIGERS: Sept. 9 - 7 pm - ESPN2 **SC 31, MIZ 13**
Faurot Field/Memorial Stadium (71,168), Columbia, Mo. **SC: 2-0 Overall; 1-0 SEC**
Samuel and Hurst both score twice as the Mayor's Cup remains in South Carolina.

vs KENTUCKY WILDCATS: Sept. 16 - 7:30 pm - SECN **UK 23, SC 13**
Williams-Brice Stadium (80,250), Columbia, S.C. **SC: 2-1 Overall; 1-1 SEC**
UK amasses almost 37 minutes in T.O.P. to defeat Gamecocks for 4th-straight time.

vs LOUISIANA TECH BULLDOGS: Sept. 23 - 3:30 pm - SECN **SC 17, LAT 16**
Williams-Brice Stadium (80,250), Columbia, S.C. **SC: 3-1 Overall; 1-1 SEC**
White's 1st career FG wins it in the final seconds as Carolina scores 17 in the 4th Q.

at TEXAS A&M AGGIES: September 30 - 7:30 pm - SECN **A&M 24, SC 17**
Kyle Field (102,577), College Station, Texas **SC: 3-2 Overall; 1-2 SEC**
Aggies score 14 in 4th Q. to overcome 10-point deficit in 4th-straight win over SC.

vs ARKANSAS RAZORBACKS: October 7 - 4 pm - SECN **SC 48, ARK 22**
Williams-Brice Stadium (80,250), Columbia, S.C. **SC: 4-2 Overall; 2-2 SEC**
Gamecock defense scores school record three touchdowns in 31-point second half.

at TENNESSEE VOLUNTEERS: October 14 - Noon - ESPN **SC 15, UT 9**
Neyland Stadium (102,455), Knoxville, Tenn. **SC: 5-2 Overall; 3-2 SEC**
Gamecocks blank Vols in second half; Record seven sacks; White hits three field goals.

vs VANDERBILT COMMODORES: October 28 - 4 pm - SECN
Williams-Brice Stadium (80,250), Columbia, S.C.
Gamecocks have won school-record eight-straight to take a 22-4 all-time series lead

at GEORGIA BULLDOGS: November 4 - 3:30 pm - CBS
Sanford Stadium (92,746), Athens, Ga.
Latest the teams have met in a season since 1939; UGA owns a 49-18-2 advantage

vs FLORIDA GATORS: November 11 - TBA - TBA
Williams-Brice Stadium (80,250), Columbia, S.C.
Gamecocks have won four of the last seven after winning just four of the first 30

vs WOFFORD TERRIERS: November 18 - TBA - TBA
Williams-Brice Stadium (80,250), Columbia, S.C.
Carolina has won 16-straight with Terriers' last win coming in 1917

vs CLEMSON TIGERS: November 25 - TBA - TBA
Williams-Brice Stadium (80,250), Columbia, S.C.
Tigers have won last three after Carolina put together a five-game winning streak

GAMECOCK ALL-STAR CANDIDATES



#19 JAKE BENTLEY
Quarterback

Sophomore ♦ 6-3 ♦ 220 ♦ 1 VL
Opelika, Ala. (Opelika)

- ◆ Has started every game since he was inserted into the lineup midway through his true freshman campaign in 2016.
- ◆ Owns a 9-5 record as a starter.
- ◆ Has completed 60.8 percent of his passes (129-of-212) with a dozen touchdowns and just four interceptions in '17.
- ◆ Ranks third in the SEC in passing yards per game at 226.4.
- ◆ Ranks fourth in the SEC in touchdown passes with 12.
- ◆ Ranks fourth in the SEC in total offense per game at 228.4.
- ◆ Became the 14th player in school history to throw for over 3,000 yards in a career.
- ◆ Completed a career-best 16-straight passes against Kentucky.
- ◆ Ranks second in school history with a 63.2 percent career completion rate.
- ◆ Shared 2016 team MVP honors with Deebo Samuel despite playing just half a season.
- ◆ Best game came in the 2016 Birmingham Bowl when he set bowl game records for completions (32), yards passing (390) and total offense (381).
- ◆ Father, Bobby, serves as the Gamecocks' running backs coach.
- ◆ Did not play his senior year in HS.

Bentley's Stats

-Passing-

Year	G/GS	Com-Att-Int	Pct.	Yds	TD
2016	7/7	125-190-4	65.8	1420	9
2017	7/7	129-212-4	60.8	1585	12
Total	14/14	254-402-8	63.2	3005	21

-Rushing-

Year	G/GS	Att	Yds	Avg	TD
2016	7/7	50	-15	-0.3	0
2017	7/7	37	14	0.4	0
Total	14/14	87	-1	0.0	0



#89 BRYAN EDWARDS
Wide Receiver

Sophomore ♦ 6-3 ♦ 215 ♦ 1 VL
Conway, S.C. (Conway)

- ◆ Leads the Gamecocks with 33 receptions and with 420 receiving yards.
- ◆ Ranks fourth in the SEC in receptions per game at 4.7.
- ◆ Ranks eighth in the SEC in receiving yards per game at 60.0.
- ◆ Has started all 19 games in which he has appeared in his two-year career.
- ◆ Has logged 77 career catches, ranking 27th in school history.
- ◆ Has surpassed the 1,000-yard mark for a career with 1,010 receiving yards.
- ◆ Best game this season was a six-catch, 122-yard effort against Louisiana Tech.
- ◆ Was an Athlon's Freshman Second-Team All-American in 2016.
- ◆ Was an Athlon's Freshman First-Team All-SEC selection in 2016.
- ◆ Owns two career 100-yard receiving games.
- ◆ Was named the Harold White GPA Award winner for the offense at the 2017 Garnet & Black spring game.

Edwards' Stats

-Receiving-

Year	G/GS	Att	Yds	Avg	TD
2016	12/12	44	590	13.4	4
2017	7/7	33	420	12.7	1
Total	19/19	77	1010	13.1	5

-Rushing-

Year	G/GS	Att	Yds	Avg	TD
2016	12/12	0	0	0.0	0
2017	7/7	1	11	11.0	0
Total	19/19	1	11	11.0	0



#81 HAYDEN HURST
Tight End

Junior ♦ 6-5 ♦ 250 ♦ 2 VL
Jacksonville, Fla. (The Bolles School)

- ◆ Tight end who ranks second on the squad with 19 receptions and with 297 receiving yards this season.
- ◆ Has tallied three touchdowns, two receiving and one rushing.
- ◆ Named to *The Athletic's* midseason first-team All-SEC squad.
- ◆ Best game this season was a six-catch, 76-yard effort at Texas A&M.
- ◆ Had a career-long 62-yard touchdown reception against Arkansas.
- ◆ With 75 career receptions, is just three shy of the school record for a tight end, held by Danny Smith.
- ◆ Is one of only three tight ends in school history to log over 1,000 receiving yards.
- ◆ Selected as a permanent team captain in 2016, the first sophomore in school history to earn that distinction.
- ◆ Set single-season school records for a tight end with 48 receptions and with 616 receiving yards in 2016.
- ◆ Former professional baseball player who logged a stint in the Pittsburgh Pirates organization.
- ◆ Came to South Carolina as a walk-on.

Hurst's Stats

-Receiving-

Year	G/GS	Att	Yds	Avg	TD
2015	12/1	8	106	13.2	0
2016	13/13	48	616	12.8	1
2017	7/7	19	297	15.6	2
Total	32/21	75	1109	13.6	3

-Rushing-

Year	G/GS	Att	Yds	Avg	TD
2015	12/1	0	0	0.0	0
2016	13/13	2	9	4.5	0
2017	7/7	4	18	4.5	1
Total	32/21	6	27	4.5	1



#10 SKAI MOORE
Linebacker

Senior ♦ 6-2 ♦ 218 ♦ 3 VL
Cooper City, Fla. (University)

- ◆ Ranks second on the team and tied for 14th in the SEC by averaging 7.3 tackles per game.
- ◆ Has led the team in tackles in three games this season.
- ◆ Owns 6.0 tackles for loss, ranking in a tie for 15th in the SEC.
- ◆ Best effort was a 12-tackle performance in the win over Louisiana Tech.
- ◆ Leads the team with two interceptions, giving him 13 for his career, just one shy of the school record of 14, held by Bo Davies (1969-71).
- ◆ Led the team in tackles in each of his first three seasons as a Gamecock and could become the school's first four-time tackles leader.
- ◆ Ranks 10th in school history with 311 career tackles.
- ◆ Ranks fourth in school history with 183 career unassisted tackles.
- ◆ Named a permanent team captain for the 2015 season.
- ◆ Earned second-team All-SEC honors as a junior in 2015.
- ◆ His 111 tackles in 2015 was the second-highest total recorded by a Gamecock in the last 25 years.
- ◆ Redshirted for the 2016 campaign after suffering a neck injury that sidelined him for the entire season.

Moore's Stats

-Defense-

Year	G/GS	TT	TFL	QBS	INT	FF	FR
2013	13/4	56	3.5	0.5	4	0	1
2014	12/9	93	2.5	1.0	3	0	1
2015	12/11	111	6.5	2.0	4	3	1
2016							
-REDSHIRTED-							
2017	7/7	51	6.0	2.0	2	0	0
Total	43/30	311	18.5	5.5	13	3	3

GAMECOCK ALL-STAR CANDIDATES



#6 T.J. BRUNSON
Linebacker

So. ♦ 6-1 ♦ 230 ♦ 1 VL
Columbia, S.C. (Richland NE)

- ◆ Leads the team and is ninth in the SEC with 56 tackles, an average of 8.0 tackles per game.
- ◆ Had a career-high 16 tackles in the win over NC State. It was the most stops in a game by a Gamecock since 2011.
- ◆ Logged a team-high 12 tackles against Kentucky.
- ◆ Tied for second in the SEC with two fumble recoveries.



#16 RASHAD FENTON
Cornerback

Jr. ♦ 5-10 ♦ 184 ♦ 2 VL
Miami, Fla. (Miami Carol City)

- ◆ Lockdown corner who rarely has visitors to "Fenton Island" as opponents do not throw in his vicinity.
- ◆ Owns 26 tackles including 25 solo stops.
- ◆ Collected seven solo tackles at Texas A&M.
- ◆ Has not allowed a touchdown pass or more than 45 yards receiving in a game.



#3 CHRIS LAMMONS
Safety

Sr. ♦ 5-10 ♦ 190 ♦ 3 VL
Lauderhill, Fla. (Plantation)

- ◆ Versatile performer who has been used primarily at safety this season, but can also play corner and nickel.
- ◆ Third on the squad with 40 tackles.
- ◆ Broke up the pass in the end zone on the final play in the win at Tennessee.



#90 TAYLOR STALLWORTH
Defensive Tackle

Sr. ♦ 6-2 ♦ 305 ♦ 3 VL
Mobile, Ala. (Murphy)

- ◆ Senior leader of the defensive line who is instrumental in getting the young players around him lined up correctly.
- ◆ Credited with 23 tackles including 2.5 tackles for loss.
- ◆ Has three quarterback hurries and a pass breakup.



#8 D.J. WONNUM
Defensive End

So. ♦ 6-4 ♦ 251 ♦ 1 VL
Stone Mountain, Ga. (Stephenson)

- ◆ Two-time SEC Defensive Lineman of the Week, recognized for his efforts against Arkansas and Tennessee.
- ◆ Ranks fourth on the team with 34 tackles including a season-high eight stops vs. NC State.
- ◆ Leads the team with 8.5 tackles for loss (tied for third in the SEC) and 4.0 sacks (T-13th).

ALL-FRESHMAN



#44 SHERROD GREENE
Linebacker

Freshman ♦ 6-1 ♦ 225 ♦ HS
Rocky Mount, N.C. (Rocky Mount)

- ◆ Has played in all seven games, making one start.
- ◆ Collected 14 tackles including 12 solo stops.
- ◆ Had a season-best four tackles in his lone start against Arkansas.



#18 ORTREY SMITH
Wide Receiver

Freshman ♦ 6-4 ♦ 219 ♦ HS
Mount Pleasant, S.C. (Wando)

- ◆ Played in all seven games making four starts.
- ◆ Has caught a dozen passes for 153 yards, a 12.8-yard average.
- ◆ Owns three touchdown receptions.
- ◆ Had three catches for 40 yards against both Arkansas and Tennessee.



#13 SHI SMITH
Wide Receiver

Freshman ♦ 5-10 ♦ 179 ♦ HS
Union, S.C. (Union County)

- ◆ Played in all seven games making three starts.
- ◆ Has caught 15 passes for 190 yards, a 12.7-yard average.
- ◆ Best game was a three-catch, 86-yard performance at Texas A&M that included a 45-yard touchdown catch.



#21 JAMYEST WILLIAMS
Defensive Back

Freshman ♦ 5-9 ♦ 175 ♦ HS
Dacula, Ga. (Grayson)

- ◆ Played in all seven games making four starts.
- ◆ Ranks sixth on the team and third among SEC freshmen with 28 tackles.
- ◆ Collected a team-leading 10 tackles at Texas A&M.
- ◆ Logged his first INT at Mizzou.



VANDERBILT

3-4 Overall; 0-4 SEC

Head Coach	Derek Mason
Alma Mater	Northern Arizona (1992)
Vanderbilt Record	16-27 (4th year)
Career Record	16-27 (4th year)
Football Contact	Larry Leathers
Email	larry.leathers@vanderbilt.com
Office	615-322-4121
Cell	615-480-8226
Official Website	www.vucommodes.com

Commodores Schedule

September 2	at Middle Tennessee St...	W, 28-6
September 9	vs Alabama A&M	W, 42-0
September 16	vs. Kansas State	W, 14-7
September 23	vs Alabama	L, 0-59
September 30	at Florida	L, 24-38
October 7	vs Georgia	L, 14-45
October 14	at Ole Miss	L, 35-57
October 28	at South Carolina	4 pm
November 4	vs Western Kentucky	Noon
November 11	vs Kentucky	TBA
November 18	vs Missouri	TBA
November 25	at Tennessee	TBA

*SEC game; All times Eastern

Series Capsule

Series History	SC leads 22-4
In Columbia	SC leads 10-2
In Nashville	SC leads 12-2
At Neutral Site	Never Met
First Meeting	SC 23, VU 7, 10/25/61
Last Meeting	SC 13, VU 10, 09/01/16
Last Meeting in Cola...	SC 19, VU 10, 10/17/15
Last VU Win	VU 24, SC 17, 9/4/08
	in Nashville
Last VU Win in Cola	VU 17, SC 6, 10/20/07
Muschamp vs. Vanderbilt	4-1
Mason vs. South Carolina	0-3

Series Superlatives

Most Points - SC	52 (1995)
Most Points - VU	34 (2014)
Most Points - Combined	82 (2014)
	SC 48, VU 34
Biggest Margin Victory - SC	38 (1995, 52-14)
Biggest Margin Victory - VU	11 (2007, 17-6)
Longest Winning Streak - SC	8 (2009-16)
Longest Winning Streak - VU	2 (twice)
	(1998-99) and (2007-08)
Current Streak	SC has won 8 in a row

CAROLINA VS. VANDY: This is the 27th all-time meeting between South Carolina and Vanderbilt, with the Gamecocks holding a 22-4 advantage, including a 10-2 mark when the teams have met in Columbia and a 12-2 record when the games have been played in Nashville. The teams met just once (1961) before they became SEC Eastern Division rivals beginning in 1992, and have met every year since.

IN DOMINATING FASHION: The Gamecocks have won each of the last eight games, their longest winning streak in the series, and 15 of the last 17 meetings between these two SEC Eastern Division rivals. Of the Division I FBS opponents against whom the Gamecocks have at least 10 all-time meetings, Carolina has its best winning percentage against Vanderbilt at .846. In the previous 26 outings, Vanderbilt has tallied more than 17 points just five times (24 in 2003, 28 in 2005, 24 in 2008, 25 in 2013 and a record-high 34 in 2014).

THE OUTLIERS: Vanderbilt's four wins in the series have come in back-to-back fashion on two occasions - first in 1998 and '99, then again in 2007 and '08. Those four wins have been by a combined total of 22 points (17-14, 11-10, 17-6 and 24-17).

THE LAST TIME THEY MET: The Gamecocks rallied from a 10-point halftime deficit on September 1, 2016, to post a 13-10 victory at Vanderbilt in the season opener for both squads.

Deebo Samuel scored on an eight-yard run to tie the score midway through the fourth quarter, then **Elliott Fry** booted a career-long 55-yard field in the game's final minute to lift the Gamecocks to victory. The Gamecock defense forced seven three-and-outs and limited the Commodores to just 242 yards of offense, including 73 through the air.

THE LAST TIME THEY MET HERE: The Gamecocks made a coaching change during the game week, with interim **Shawn Elliott** taking over for **Steve Spurrier**, who stepped down from his post. The squad responded with a 19-10 victory over Vanderbilt in Columbia on October 17, 2015. **Elliott Fry** booted four field goals to account for most of the scoring. **Brandon Wilds** carried 24 times for 120 yards and **Pharoh Cooper** logged 160 yards on seven catches, including a 78-yard scoring strike from **Perry Orth** in the third quarter that gave the Gamecocks a lead they would not relinquish. The Carolina defense picked off three passes in the contest.

WHERE THERE'S A WILL: **Will Muschamp** is 4-1 in five games as a head coach against the Commodores. He was a 26-21 winner in 2011 in "The Swamp," posted a 31-17 win in Nashville in 2012, dropped a 34-17 decision at Gainesville in 2013, then won by a 34-10 count in Nashville in 2014 as the head coach at Florida. He ran his record in Nashville to 3-0 when he took the Gamecocks to the Music City and survived a 13-10 decision to open the 2016 campaign in his Carolina debut.

South Carolina-Vanderbilt

By the Numbers

	SC	VU
Record	5-2	3-4
Points/Game	25.1	22.4
Opp. Points/Game	19.3	30.3
Rushing Attempts	215	197
Yards Rushing/Game	110.9	92.6
Opp. Rushing Attempts	267	305
Opp. Yards Rush/Game	142.0	242.6
Passes Attempted	214	207
Passes Completed	129	113
Yards Pass/Game	226.4	204.4
Opp. Passes Attempted	238	182
Opp. Passes Completed	148	102
Opp. Yards Pass/Game	232.3	170.4
Total Plays	429	404
Total Offense	2361	2079
Avg. Yards/Game	337.3	297.0
Avg. Yards/Play	5.5	5.1
Opp. Total Plays	505	487
Opp. Total Offense	2620	2891
Opp. Total Yards/Game	374.3	413.0
Opp. Total Yards/Play	5.2	5.9
3rd Down Conversions	38%	37%
Opp. 3rd Down Conversions	42%	34%
4th Down Conversions	3-8	5-9
Opp. 4th Down Conversions	3-6	7-11
Avg. Poss. Time/Game	28:46	27:54

CAROLINA vs. VANDY

Year	Date	SC Result	Score	Site
1961	10/25	W	23-7	A
1992	10/24	W	21-7	A
1993	10/23	W	22-0	H
1994	10/22	W	19-16	A
1995	11/21	W	52-14	H
1996	10/26	W	27-0	A
1997	10/25	W	35-3	H
1998	10/24	L	14-17	A
1999	10/23	L	10-11	H
2000	10/21	W	30-14	A
2001	10/20	W	46-14	H
2002	09/28	W	20-14	A
2003	10/25	W	35-24	H
2004	09/04	W	31-6	A
2005	10/22	W	35-28	H
2006	10/21	W	31-13	A
2007	10/20	L	6-17	H
2008	09/04	L	17-24	A
2009	10/24	W	14-10	H
2010	10/23	W	21-7	A
2011	09/24	W	21-3	H
2012	08/30	W	17-13	A
2013	09/14	W	35-25	H
2014	09/20	W	48-34	A
2015	10/17	W	19-10	H
2016	09/01	W	13-10	A

BECOMING BOWL ELIGIBLE: A win would give Carolina six victories on the season, matching their win total of last year, and make them bowl-eligible. South Carolina has been bowl-eligible in 12 of the last 13 years, and has appeared in 10 bowl games in the last 12 seasons.

SEC Standings

EASTERN DIVISION

	SEC	PCT	PF	PA	ALL	PCT	PF	PA
Georgia	4-0	1.000	170	45	7-0	1.000	263	88
S. Carolina	3-2	.600	124	91	5-2	.714	176	135
Florida	3-2	.600	125	107	3-3	.500	142	140
Kentucky	2-2	.500	97	120	5-2	.714	172	173
Tennessee	0-4	.000	36	127	3-4	.429	137	188
Vanderbilt	0-4	.000	73	199	3-4	.429	157	212
Missouri	0-4	.000	89	175	2-5	.286	232	274

WESTERN DIVISION

	SEC	PCT	PF	PA	ALL	PCT	PF	PA
Alabama	5-0	1.000	238	38	8-0	1.000	344	78
Auburn	4-1	.800	219	94	6-2	.750	290	125
LSU	3-1	.750	91	100	6-2	.750	219	160
Texas A&M	3-1	.750	112	104	5-2	.714	225	184
Miss State	2-2	.500	95	94	5-2	.714	236	125
Ole Miss	1-3	.250	107	185	3-4	.429	215	262
Arkansas	0-4	.000	94	191	2-5	.286	192	250

Last Week in the SEC

*Alabama 45, Tennessee 7

*Mississippi State 45, Kentucky 7

*Auburn 52, Arkansas 20

*LSU 40, Ole Miss 24

Missouri 68, Idaho 21

This Week in the SEC

*Vanderbilt at South Carolina, 4 pm

*Arkansas at Ole Miss, Noon

*Georgia vs. Florida (Jacksonville), 3:30 pm

Missouri at UConn, 6:30 pm

*Mississippi State at Texas A&M, 7:15 pm

*Tennessee at Kentucky, 7:30 pm

Next Week in the SEC

*South Carolina at Georgia, 3:30 pm

*Auburn at Texas A&M, Noon

*Florida at Missouri, Noon

UMass at Mississippi State, Noon

Western Kentucky at Vanderbilt, Noon

*Ole Miss at Kentucky, 4 pm

Coastal Carolina at Arkansas, 4 pm

Southern Miss at Tennessee, 7:30 pm

*LSU at Alabama, 8 pm

All times Eastern

*SEC game



A South Carolina win over Vanderbilt would...

◆ Give the Gamecocks six wins on the season, making them bowl eligible.

◆ Keep the Gamecocks hopes for an SEC Eastern Division title alive. With a win, the Gamecocks would be 4-2 with only games at division-leading Georgia and at home versus Florida remaining.

◆ Extend the Gamecocks winning streak over the Commodores to a record nine-straight games. Vanderbilt has not defeated South Carolina since a 24-17 win in Nashville in 2008. The Gamecocks longest winning streak over an SEC opponent is 10 games against Kentucky (2000-09).

◆ Give the Gamecocks four SEC wins with two conference games remaining. Carolina won three SEC games in 2014, one in 2015 and three in 2016 after three-straight 6-2 conference marks.

YOU ARE LOOKING LIVE: It's Homecoming Week on the University of South Carolina campus in Columbia as the Gamecocks (5-2, 3-2 SEC) host the Vanderbilt Commodores (3-4, 0-4 SEC) in an SEC Eastern Division match up on Saturday, October 28. Game time is set for 4 pm ET at Williams-Brice Stadium (80,250) in Columbia. The game will be televised by SEC Network.

FOR YOUR VIEWING PLEASURE: Taylor Zarzour and Heisman Trophy winner Andre Ware will be in the booth for SEC Network with Olivia Harlan reporting from the sidelines.

THREE SHY OF 600: It's been 125 years since the University of South Carolina laced it up for a December 24, 1892 meeting in Charleston against Furman, a 44-0 setback. 2017 marks the 124th season of intercollegiate football at South Carolina. It is the 111th-consecutive year in which South Carolina has competed on the gridiron. The University did not field a team in either 1893 or 1906. Carolina owns an all-time record of 597-571-44, a .511 winning percentage.

SEC, SEC: The Gamecocks are in their 26th year in the Southeastern Conference. South Carolina and Arkansas joined the league prior to the 1992 campaign. The Gamecocks earned their lone SEC Eastern Division title in 2010. The Gamecocks are 88-116-1 (.432) all-time in SEC regular-season play, but are 33-28 (.541) in conference action since the start of the 2010 season.

POST-BYE WEEK SUCCESS: The Gamecocks are coming off a bye week. They have won 10 of their last 12 contests after a bye week dating back to the 2008 season.

GOOD OLE ROCKY TOP: The Gamecocks recorded a season-high seven sacks and pitched a second half shutout to rally for a 15-9 win at Tennessee in their last outing on October 14. The Carolina defense surrendered just 253 yards (only 120 after the first quarter) and did not allow a touchdown despite four redzone penetrations by the Vols, including three shots from the 2-yard line in the final seconds to preserve the victory. **Parker White** converted all three of his field goal attempts, including two in the final six minutes to provide the margin of victory. The win was Will Muschamp's sixth in as many tries against Tennessee, and was the Gamecocks' second true road win of the season after totaling just one true road win in the previous two seasons combined.

WONNUM RECOGNIZED AGAIN: Sophomore **Dennis "D.J." Wonnum**, has been selected as the SEC Defensive Lineman of the Week in each of the Gamecocks' last two games. In the win over Arkansas, he was credited with four solo tackles, including a tackle for loss, broke up two passes and had a quarterback hurry. He led a Carolina defensive line that limited the Razorbacks to just 106 yards rushing on 32 carries. At Tennessee, he logged six tackles, all solo stops, including a pair of sacks for a dozen yards. The Carolina defense held the Vols to just 253 yards of total offense, including just 120 yards after the first quarter.

SEEING RED: The Gamecock defense has really buckled down in the red zone this season. In the last game at Tennessee, Carolina surrendered just three field goals in four Vol penetrations into the red zone. For the season, the Gamecocks have allowed just 12 touchdowns on 26 red zone opportunities, or just 46 percent of the time. Overall, Carolina is tied for second in the SEC in red zone defense with Georgia, behind only Alabama.

SAWYER STRIPS TOPS THE NATION: Senior defensive lineman **Dante Sawyer** leads the nation with four forced fumbles this season. The school record for a season is six, set by Bill Currier in 1976 and matched by Emanuel Weaver in 1981.

NO SCORING ZONE: The Gamecocks are allowing just 19.3 points per game this season, fifth in the SEC. If that number holds up, it would be their best mark since the 2012 squad allowed just 18.2 points per contest, and would mark the fourth-straight year in which the Gamecocks have shown improvement, going from 30.4 ppg in 2014, to 27.5 in 2015 to 26.5 last season. South Carolina is one of just 12 Division I-A schools that has not allowed a 30-point game this season.

BETTER THAN AVERAGE: The Gamecock defense has been better than advertised this season, holding all seven opponents to fewer points than their season average, with three of the seven being held at least 10 points below their season mark. Vanderbilt enters this week's contest averaging 22.4 points per game. Here are the numbers:

Team	Pts vs SC	Season PPG	Diff.
NC State	28	35.4	7.4
Missouri	13	33.1	20.1
Kentucky	23	24.6	1.6
LA Tech	16	27.9	11.9
Texas A&M	24	32.1	8.1
Arkansas	22	27.4	5.4
Tennessee	9	19.6	10.6

2017 Polls

Associated Press

1.	Alabama (61)	8-0	1525
2.	Penn State	7-0	1444
3.	Georgia	7-0	1409
4.	TCU	7-0	1327
5.	Wisconsin	7-0	1241
6.	Ohio State	6-1	1165
7.	Clemson	6-1	1113
8.	Miami (Fla.)	6-0	1101
9.	Notre Dame	6-1	1066
10.	Oklahoma	6-1	1040
11.	Oklahoma State	6-1	894
12.	Washington	6-1	836
13.	Virginia Tech	6-1	791
14.	NC State	6-1	666
15.	Washington State	7-1	648
16.	Michigan State	6-1	615
17.	South Florida	7-0	604
18.	UCF	6-0	500
19.	Auburn	6-2	397
20.	Stanford	5-2	344
21.	Southern California	6-2	319
22.	West Virginia	5-2	196
23.	LSU	6-2	182
24.	Memphis	6-1	111
25.	Iowa State	5-2	98
ARV	South Carolina	5-2	2

Coaches

1.	Alabama (64)	8-0	1600
2.	Penn State	7-0	1520
3.	Georgia	7-0	1463
4.	TCU	7-0	1385
5.	Wisconsin	7-0	1343
6.	Ohio State	6-1	1244
7.	Clemson	6-1	1173
8.	Miami (Fla.)	6-0	1172
9.	Oklahoma	6-1	1084
10.	Notre Dame	6-1	951
11.	Washington	6-1	931
12.	Oklahoma State	6-1	926
13.	Virginia Tech	6-1	818
14.	South Florida	7-0	730
15.	NC State	6-1	683
16.	Washington State	7-1	636
17.	UCF	6-0	561
18.	Michigan State	6-1	560
19.	Auburn	6-2	455
20.	Stanford	5-2	367
21.	Southern California	6-2	321
22.	West Virginia	5-2	211
23.	LSU	6-2	178
24.	Texas A&M	5-2	151
25.	Michigan	5-2	121
ARV	South Carolina	5-2	9

SEASON-HIGH SEVEN SACKS: The Gamecocks recorded a season-high seven sacks in the win at Tennessee. It marked the most sacks for the squad since logging eight sacks in the 2012 game at Kentucky. Carolina is fifth in the SEC in sacks.

THREE-AND-OUT: The Gamecock defense has logged 11 three-and-outs in their last two wins over Arkansas and Tennessee. They had recorded just nine three-and-outs in the first five games combined.

ONCE, TWICE, THREE TIMES A TD: The Gamecocks set a school record with three defensive touchdowns in the win over Arkansas. **Skai Moore** returned an interception 34 yards, **T.J. Brunson** returned a fumble 73 yards, then **Keisean Nixon** returned an interception 45 yards for a score. It was the Gamecocks first game with multiple defensive scores since September 10, 2011 at Georgia, when Antonio Allen had a pick-six and Melvin Ingram scored on a fumble recovery. The three defensive scores were one shy of the NCAA Division I record of four, accomplished four times. The Gamecocks have scored five defensive or special teams touchdowns this season.

POINTS FROM ELSEWHERE: The Gamecocks have scored five non-offensive touchdowns this season, two on kickoff returns, two interception returns and one fumble return. That is one shy of the school record of six non-offensive touchdowns, accomplished four times since 1970: 1971, 2010, 2011 and 2012.

YEAR	KOR	PR	FUM	INT	TOTAL
1971	0	5	0	1	6
2010	0	0	1	5	6
2011	0	1	3	2	6
2012	0	2	2	2	6
1988	1	2	0	2	5
2017	2	0	1	2	5

MAKESHIFT LINE: The Gamecocks have had just two of their five Opening Day offensive linemen make the start in their last two games against Arkansas and Tennessee. Junior right tackle **Zack Bailey** has missed the last four contests after suffering a right ankle injury against Kentucky. Senior right guard **Cory Helms** injured his right ankle against Louisiana Tech and has not played in the last three contests. Junior tackle **Malik Young** went out early in the A&M game a right ankle injury and has missed the last two contests. Redshirt freshman **Sadarius Hutcherson** has made his first three career starts, while senior **D.J. Park** and junior **Blake Camper** have both made their first starts of the season at right tackle. The Gamecocks have used six different offensive line combinations in their first seven games, including four different starters at right tackle. The lone constant has been senior **Alan Knott** at center.

NC STATE: Young-Stanley-Knott-Helms-Bailey

MIZZOU: Young-Stanley-Knott-Helms-Bailey

KENTUCKY: Daley-Stanley-Knott-Helms-Bailey

LA TECH: Daley-Stanley-Knott-Helms-Young

A&M: Daley-Hutcherson-Knott-Stanley-Young

ARKANSAS: Daley-Hutcherson-Knott-Stanley-Park

TENNESSEE: Daley-Hutcherson-Knott-Stanley-Camper

MISSING IN ACTION: After having 19 of the 22 starters answer the bell in each of the first three games, the injury bug struck Carolina. In addition to the issues on the offensive line, wide receiver/kick returner **Deebo Samuel** is out indefinitely with a fractured leg, while starting Buck **Bryson Allen-Williams** (shoulder), starting running back **Rico Dowdle** (fractured leg) and tight ends **K.C. Crosby** (fractured leg) and **Kyle Markway** (ribs) will miss the remainder of the regular season after undergoing surgery.

HEY TURN ME OVER: Carolina is tied for third in the SEC with 13 turnovers forced (7 fumbles and 6 interceptions). The Gamecocks are plus-7 in turnover margin, tied for second in the SEC and tied for 15th in the country.

RAISE THE FLAG: The Gamecocks are one of the least penalized teams in college football. Carolina has been flagged for just 31 penalties this season, an average of 4.4 per game, which ranks second in the SEC and tied for 15th in the country. Carolina's penalties have totaled 228 yards or just 32.6 yards per contest, the fewest in the SEC and the fourth-fewest in the nation behind only Georgia Tech, Minnesota and Arizona State.

MY QUARTERBACK IS A BENTLEY: Sophomore quarterback **Jake Bentley** is the key to the Gamecock attack. The 6-3, 220-pounder is hitting on 60.8 percent of his passes this season (129-for-212) for 1,585 yards with 12 touchdowns and four interceptions. He completed a career-best 16-consecutive passes earlier this season against Kentucky, four shy of the school record of 20, set by Connor Shaw. He ranks third in the SEC in passing yards per game (226.4) and fourth in total offense (228.4), while his 12 TD passes ranks fourth. Bentley, who is 9-5 in 14 career starts, has thrown for over 300 yards twice in his career. He set the school record for bowl games and Birmingham Bowl records for passes completed (32), yards passing (390) and total offense (381) while throwing three TD passes against USF in 2016.

ON TARGET: Quarterback **Jake Bentley** has completed 63.2 percent of his career passes (254-of-402). That has him ranked second on the Gamecocks' career completion percentage list.

CAREER COMPLETION PERCENTAGE

(Min. 150 attempts)

1. Connor Shaw (2010-13)	65.5 (480 of 733)
2. Jake Bentley (2016-17).....	63.2 (254 of 402)
3. Blake Mitchell (2004-07)	60.7 (482 of 794)
4. Steve Taneyhill (1992-95).....	60.5 (753 of 1245)
5. Bobby Fuller (1990-91).....	58.8 (373 of 634)

MORE ON JAKE: Quarterback **Jake Bentley** shared 2016 MVP honors with Deebo Samuel, despite playing in just seven contests. Bentley has thrown for 3,005 career yards, becoming the 14th player in Carolina history to throw for over 3,000 yards. Chris Smalley is 13th on the list with 3,210.

CAROLINA QUARTERBACKS:

	2017	Career
Player	C-A-I-Yds-TD	C-A-I-Yds-TD
Jake Bentley	129-212-4-1585-12	254-402-8-3005-21
M. Scarnecchia	-	1-1-0-9-0

Career Start Chart

Player	'13	'14	'15	'16	'17	All
Cory Helms	11*	12*	RS	13	4	40
Alan Knott	RS	8	9	12	7	36
Chris Lammons	-	7	4	13	7	31
Skai Moore	4	9	11	0	7	31
Taylor Stallworth	-	0	5	13	7	25
Zack Bailey	-	-	5	13	3	21
Hayden Hurst	-	-	1	13	7	21
Bryan Edwards	-	-	-	12	7	19
D.J. Smith	-	1	1	10	7	19
JaMarcus King	-	JC	JC	11	7	18
Deebo Samuel	-	RS	3	10	3	16
Jake Bentley	-	-	-	7	7	14
Rashad Fenton	-	-	0	7	7	14
B. Allen-Williams	-	2	1	7	3	13
Malik Young	-	RS	0	9	4	13
Rico Dowdle	-	-	-	7	4	11
K.C. Crosby	-	-	0	9	1	10
Ulric Jones	JC	JC	RS	8	1	9
Donell Stanley	-	RS	0	1	7	8
Jacob August	-	RS	3	1	3	7
T.J. Brunson	-	-	-	0	7	7
Dante Sawyer	-	JC	4	0	3	7
Keir Thomas	-	-	-	2	5	7
D.J. Wonnum	-	-	-	0	7	7
Steven Montac	-	-	JC	6	0	6
Dennis Daley	-	-	JC	JC	5	5
Terry Googer	-	RS	2	3	0	5
A.J. Turner	-	-	RS	4	1	5
Javon Kinlaw	-	-	-	JC	4	4
D.J. Park	RS	0	0	3	1	4
OrTre Smith	-	-	-	-	4	4
Jamyest Williams	-	-	-	-	4	4
Blake Camper	-	-	1	1	1	3
Sadarius Hutcherson	-	-	-	RS	3	3
Shi Smith	-	-	-	-	3	3
Antoine Wilder	-	-	RS	3	0	3
Chavis Dawkins	-	-	-	2	0	2
Ty'Son Williams	-	-	NC	RS	2	2
Randrecous Davis	-	-	-	1/RS	0	1
Sherrod Greene	-	-	-	-	1	1
Kyle Markway	-	-	1	RS	0	1

*-Helms starts in 2013 and '14 came at Wake Forest

FAMILY AFFAIR: Quarterback **Jake Bentley** comes from a football family. His father, Bobby, is the Gamecocks' running backs coach and previously was a highly-successful coach at Byrnes (S.C.) High and at Presbyterian College. Jake's step-brother, Chas Dodd (Rutgers), and brother, Shuler Bentley (Old Dominion/Murray State), both have played quarterback in college. Chas is on the Carolina staff as a GA in the weight room.

BORN TO RUN: The Gamecocks are without the services of **Rico Dowdle**, who suffered a broken leg in the win over Tennessee. While Dowdle's absence will be felt, the running game will be in the capable hands of **A.J. Turner** and **Ty'Son Williams**. Despite not having a carry in two of the first three games, Williams (6-0, 215) leads the team with 328 yards on 60 rushes, a 5.5-yard average, with two starts. He turned in the best performance in 2017 when he carried 13 times for 95 yards, including a 35-yard burst, in the win over Louisiana Tech. Turner (5-10, 184) logged 497 yards and three scores on 116 carries last season, including a career-best 113-yard effort against Texas A&M. After rushing just 20 times for 60 yards through the first six games, he carried 14 times for 86 yards and a touchdown at Tennessee after Dowdle was sidelined. **Mon Denson**, a 5-10, 209-pound sophomore, becomes the third back in the rotation.

CAROLINA RUNNING BACKS:

Player	2017 Rush-Yards-TD	Career Rush-Yards-TD
Rico Dowdle	60-206-1	193-970-7
A.J. Turner	34-146-1	150-643-4
Ty'Son Williams	60-328-1	79-385-1*
Mon Denson	12-39-0	12-39-0
Caleb Kinlaw	-	7-30-0**

*-Stats include North Carolina; **-Stats include Wisconsin

THE PRODIGAL (TY')SON: After spending the 2015 season at North Carolina, then sitting out 2016 as a transfer, redshirt sophomore running back **Ty'Son Williams**, from Sumter, S.C., has led the Gamecocks in rushing three times this season. He came off the bench at Mizzou to lead the team with 14 rushes for 78 yards in the win. He made his first collegiate start against Louisiana Tech and responded with 95 yards on 13 carries, a 7.3-yard average, including a 35-yard touchdown burst in the fourth quarter, the longest by a Gamecock this season. He logged 14 carries for 73 yards, including a 34-yard burst, at Texas A&M. After seven games, he is the team's leading rusher with 328 yards on 60 carries, a 5.5-yard average.

MISSING DEEBO: **Deebo Samuel** did it all for the Gamecocks through the season's first three games before suffering a broken bone in his leg against Kentucky. In the opener against NC State, he returned the opening kickoff 97 yards for a score, and caught five passes for 83 yards including a pair of scores, finishing the day with 185 all-purpose yards. At Missouri, he returned another kickoff 97 yards for a touchdown, scored on a 25-yard rush and caught five passes for 45 yards, accumulating 167 all-purpose yards. He was named SEC Special Teams Player of the Week

after both the NC State and Missouri contests. Samuel hauled in five passes for 122 yards, including a 68-yard scoring strike on the game's first play from scrimmage against Kentucky, before suffering the injury.

MOVIN' ON UP: **Bryan Edwards** played an excellent second fiddle to **Deebo Samuel**, but has now moved into the first chair in Samuel's absence. Edwards has caught at least four passes in six of seven games this season, totaling 33 catches for 420 yards and one score. He ranks fourth in the SEC in receptions per game (4.7) and is eighth in receiving yards per game (60.0). His best effort is a six-catch, 122-yard performance against Louisiana Tech. The 6-3, 215-pounder from Conway, S.C., has 77 career receptions for 1,010 yards.

ORTRE FINDS THE END ZONE: True freshman wide receiver **OrTre Smith** has three touchdowns among his dozen receptions this season. His first career reception was a 9-yard TD pass late in the game against Kentucky, then he caught a 28-yard touchdown pass in the fourth quarter against Louisiana Tech before hauling in a 13-yard scoring strike at A&M in the third quarter.

HE MAY BE SHI, BUT HE'S NOT AFRAID:

Shi Smith has also stepped up in the absence of Deebo Samuel. The true freshman had his best game as a Gamecock at Texas A&M, catching three passes for a team-high 86 yards, including a 45-yard touchdown pass for his first career score. For the season, Shi has hauled in 15 passes for 190 yards and one touchdown.

CAROLINA WIDE RECEIVERS:

Player	2017 Rec-Yards-TD	Career Rec-Yards-TD
Deebo Samuel	15-250-3	86-1194-5
Bryan Edwards	33-420-1	77-1010-5
Shi Smith	15-190-1	15-190-1
OrTre Smith	12-153-3	12-153-3
Terry Googer	0-0-0	12-140-0
Chavis Dawkins	0-0-0	8-69-0
Randrecous Davis	3-32-0	6-77-0
Chad Terrell	3-20-0	3-20-0

DIAMONDS AREN'T FOREVER:

Hayden Hurst played professional baseball in the Pittsburgh Pirates' organization after being selected in the 17th round of the 2012 draft. Now a 6-5, 253-pound junior, the 24-year-old Hurst turned in the school's best single-season receiving numbers for a tight end in 2016. His 48 receptions and 616 receiving yards topped the previous marks of 38 catches, set by Doug Hamrick in 1970, and 576 yards, set by Danny Smith in 1987. He also was selected a permanent team captain in 2016, becoming the first sophomore in school history to earn that distinction. He was a 2017 first-team mid-season All-SEC selection by *The Athletic*.

CAROLINA TIGHT ENDS:

Player	2017 Rec-Yards-TD	Career Rec-Yards-TD
Hayden Hurst	19-299-2	75-1019-3
K.C. Crosby	2-11-0	25-228-4
Jacob August	4-42-0	13-132-1
Kyle Markway	0-0-0	3-57-0
Kiel Pollard	1-4-0	2-22-0

Carolina Trends

	WM	WM	
	ALL	@SC	'17
Overall	39-30	11-9	5-2
Home	25-11	7-3	2-1
Road	11-14	3-5	2-1
Neutral	3-5	1-1	1-0
August	1-0	0-0	0-0
September	17-6	5-4	3-2
October	9-11	4-2	2-0
November	11-11	2-2	0-0
December	0-1	0-1	0-0
January	1-1	0-0	0-0
Leading after 1st Quarter	17-7	4-0	0-0
Tied after 1st Quarter	11-6	3-4	2-1
Trailing after 1st Quarter	11-17	4-5	3-1
Leading at Halftime	29-6	7-2	2-1
Tied at Halftime	2-2	1-1	1-0
Trailing at Halftime	8-22	3-6	2-1
Leading after 3rd Quarter	31-4	8-1	3-1
Tied after 3rd Quarter	2-1	1-1	1-0
Trailing after 3rd Quarter	6-25	2-7	1-1
When Scoring First	24-9	7-2	2-1
When Opp. Scores First	15-21	4-7	3-1
Largest Halftime Lead	30	18	7
Largest Halftime Deficit	35	35	8
>Come From Behind Win	15	13	13
Score 20-plus Points	33-8	8-1	3-0
Score 30-plus Points	23-1	6-1	3-0
Opponents Score 20 or less	28-6	5-1	3-0
Decided by 3 or less	4-3	3-0	1-0
Decided by 10 or less	17-15	8-4	3-2
Rush for 100-plus Yards	37-15	10-2	4-0
Rush for 150-plus Yards	28-4	7-1	3-0
Pass for 200-plus Yards	24-21	4-7	2-2
Pass for 300-plus Yards	3-3	0-2	0-1
Total 400-plus Yards	18-2	3-1	1-0
Opp. Rush 100 yards or less	20-5	2-0	2-0
Opp. Pass 200 yards or less	19-18	4-5	1-2
Opp. Total 300 yards or less	19-8	3-0	1-0
Commit More Turnovers	6-18	2-3	1-0
Commit Fewer Turnovers	25-7	7-2	3-0
Commit Equal Turnovers	8-5	2-4	1-2
Lead in Time of Possession	27-11	6-3	2-0
Trail in Time of Possession	12-19	5-6	3-2

*WM=Will Muschamp

FROM HURST TO FIRST?: **Hayden Hurst** had back-to-back 76-yard receiving games, catching a career-high six passes at Texas A&M and a career-long 62-yard touchdown reception versus Arkansas, to move up on the all-time Carolina charts for a tight end. He ranks second on Carolina's all-time list in career receptions by a tight end (75) and ranks third in career yards receiving by a tight end (1,019). He needs just four catches to become the school's all-time leader in career receptions by a tight end.

TIGHT ENDS - CAREER RECEPTIONS:

No.	Name	Years	Rec.
1.	Danny Smith	1984-87	78
2.	Hayden Hurst	2015-17	75
3.	Jared Cook	2006-08	73
4.	Doug Hamrick	1968-70	68
5.	Jerrell Adams	2012-15	66

TIGHT ENDS - CAREER YARDS RECEIVING:

No.	Name	Years	Yards
1.	Danny Smith	1984-87	1336
2.	Jared Cook	2006-08	1107
3.	Hayden Hurst	2015-17	1019
4.	Jerrell Adams	2012-15	977
5.	Rory Anderson	2011-14	954

GETTING IN THE SACK: The Gamecocks have recorded 17 sacks this season, with four coming in the season opening win over NC State and seven coming at Tennessee, the most in a game since 2012. The 17 sacks rank fifth in the SEC. Carolina recorded a total of 21 sacks in 13 games a year ago. Here are the individual sack numbers:

SACKS	2017	CAREER
Dante Sawyer	3.0	6.5
D.J. Wonnum	4.0	5.5
Skai Moore	2.0	5.5
Bryson Allen-Williams	2.0	4.5
Keir Thomas	2.0	4.0
Daniel Fennell	2.0	2.0
Ulric Jones	1.0	1.0
Antoine Wilder	1.0	1.0
Chris Lammons	0.0	1.0
Taylor Stallworth	0.0	1.0
Rashad Fenton	0.0	0.5

TACKLING MACHINE: Sophomore **T.J. Brunson** is the Gamecocks' top tackler and ranks ninth in the SEC with 56 stops, or 8.0 tackles per game. Brunson made his first start as a Gamecock memorable. The 6-1, 230-pound linebacker from Columbia, S.C. posted a game- and career-high 16 tackles in the win over NC State. It was the most tackles in a game for a Gamecock since Antonio Allen logged 16 stops against ECU on Sept. 3, 2011, a game that was also played in Charlotte. He also has logged double-digits in tackles against Kentucky with a dozen. Brunson logged just 12 tackles during the 2016 season.

SKAI SOARS: **Skai Moore** is back after missing the entire 2016 season following surgery to address a herniated disk in his neck. The 6-2, 221-pound linebacker from Cooper City, Fla., was the Gamecocks' leading tackler in 2015 with 111 stops, tying for third in the SEC with 9.2 tackles per game. He also led the team with 6.5 tackles for loss and with four pass interceptions, tying for fourth in the SEC. Moore became

the first Gamecock to reach the century mark in tackles since 2006, while his 111 tackles were the second-highest total recorded by a Carolina player in the last 25 years. He led the team in tackles for a third-consecutive season, becoming the first player to do so since 1992-94. He currently ranks second on the squad and tied for 14th in the SEC with an average of 7.3 tackles per game.

TOTAL TACKLES

1.	J.D. Fuller (1979, 81-83)	405
2.	Andrew Provenge (1980-82)	401
3.	Mike Durrah (1980-82)	396
4.	James Seawright (1981-84)	384
5.	Tony Watkins (1991-94)	357
6.	Rashad Faison (1999-02)	349
7.	Kenneth Robinson (1982-83, 85-86)	340
8.	Patrick Hinton (1987-90)	328
9.	Ben Washington (1994-97)	326
10.	Skai Moore (2013-15, 2017)	311

UNASSISTED TACKLES (Since 1982)

1.	Rashad Faison (1999-02)	247
2.	Tony Watkins (1991-94)	204
3.	Patrick Hinton (1987-90)	191
4.	Skai Moore (2013-15, 2017)	183
5.	Eric Brown (1990-93)	181
6.	Emanuel Cook (2006-08)	179
7.	Jonathan Martin (2000-02)	176
8.	Eric Norwood (2006-09)	175
9.	Kenny Harney (1998-01)	165
10.	Marty Dye (1988-91)	164

MOORE FROM SKAI: **Skai Moore** can become the first player in school history to lead the team in tackles in four seasons. That accomplishment is rare across the country. He currently trails T.J. Brunson by five tackles (56-51) for the 2017 team lead. Here are the players who have led their team in tackles in all four years:

PLAYER	SCHOOL	YEARS
Dan Bass	Michigan State	1976-79
Mark Blossch	Utah	1982-85
Pete Najarian	Minnesota	1982-85
Larry Station	Iowa	1982-85
Greg Garnica	Ball State	1986-89
Dana Howard	Illinois	1991-94
Mike Staid	Tulane	1991-94
Mike Parker	Houston	1994-97
Dat Nguyen	Texas A&M	1995-98
Greg Jones	Michigan State	2007-10
Jerry Franklin	Arkansas	2008-11
Marcus McGraw	Houston	2008-11
Tyler Matakevich	Temple	2012-15
Dakota Cox	New Mexico	2013-16

A BAKER'S DOZEN: **Skai Moore** has a pair of interceptions this season, getting one against Kentucky, then returning another 34 yards for a score in the win over Arkansas. He has logged 13 career picks, which ranks second on the school's all-time list, one behind Bo Davies' school record of 14.

INTERCEPTIONS

1.	Bo Davies (1969-71)	14
2.	Skai Moore (2013-15, 2017)	13
3.	Dick Harris (1969-71)	12
4.	Henry Laws (1973-75)	11
	Robert Perlotte (1979-81)	11
	Pat Bowen (1979-82)	11
	Bryant Gilliard (1982-84)	11
	Robert Robinson (1985-88)	11
9.	7 players tied	10

PICK THIS: Carolina has six interceptions on the season, tying for fourth in the SEC. Here are the individual numbers:

INTERCEPTIONS	2017	Career
Skai Moore	2	13
JaMarcus King	1	4
Bryson Allen-Williams	1	4
Chris Lammons	0	4
Keisean Nixon	1	1
Jamyest Williams	1	1
Rashad Fenton	0	1
D.J. Smith	0	1
Antoine Wilder	0	1

CHARLESTON REWARDED: Redshirt sophomore **Javon Charleston** was rewarded with a scholarship just before the start of fall classes. Charleston, a 6-0, 189-pounder from Gurnee, Ill., is a cousin to former Gamecock great Marcus Lattimore. He came to Carolina as a wide receiver but was moved to safety in the spring.

ALL THE WHITE STUFF: The Gamecocks have been challenged to replace the school's all-time leading scorer in placekicker Elliott Fry. The duo of true freshman **Parker White** and redshirt freshman **Alexander Woznick** have combined to connect on just 8-of-17 field goal attempts. White, who also handles the kickoffs, is 10-for-10 on PATs and 7-for-14 in the field goal department, but has hit his last four in a row. His first made field goal was a 31-yard game-winner in the final seconds against Louisiana Tech. Woznick, who was the Opening Day starter, is 10-of-11 on extra point attempts and 1-of-3 on field goals.

WHO ARE THESE GUYS?: Whether **Parker White** or **Alexander Woznick** handles the place-kicking job, he is working with an entirely new unit, as **Ben Asbury** is the new deep snapper, replacing four-year starter Drew Williams, and backup quarterback **Danny Gordon** is the holder, replacing Sean Kelly.

THIS IS CHARLTON YOUR PUNTER: Red-shirt sophomore **Joseph Charlton**, is the Gamecocks' punter. Charlton has averaged 43.6 yards, seventh in the SEC and 32nd in the country, over his 29 punts with 10 measuring over 50 yards, including a career-long 73-yarder at Missouri, the longest punt by a Gamecock since Marty Simpson had a 79-yard punt in 1992. More importantly, the Gamecocks are averaging 41.1 net yards per punt, sixth in the SEC and 20th in the country. Charlton is threatening the school's single-season punting average record.

CAROLINA SINGLE-SEASON PUNTING AVG.

1. Daren Parker (1989).....44.3 (49 for 2170)
Sean Kelly (2015).....44.3 (55 for 2434)
3. Spencer Lanning (2010).....44.1 (54 for 2383)
4. Ryan Succop (2006).....43.7 (29 for 1267)
Tom O'Connor (1985).....43.7 (52 for 2270)
6. **Joseph Charlton (2017)..... 43.6 (29 for 1264)**

BREAKDOWN DEAD AHEAD: The breakdown of the Gamecocks' 109-man roster features 12 seniors, 21 juniors, 30 sophomores, 16 redshirt freshmen and 30 true freshmen.

FRESH FISH: South Carolina has played eight true freshmen this season. Those newcomers who have seen action for the first time in Division I football are **Sherrod Greene**, **Brad Johnson**, **OrTre Smith**, **Shi Smith**, **Damani Staley**, **Aaron Sterling**, **Chad Terrell** and **Jamyest Williams**. Four freshmen - Greene, OrTre Smith, Shi Smith and Williams - have each made a start.

FEELS LIKE THE FIRST TIME: Ten Gamecocks have made their first career start this season. Linebacker **T.J. Brunson** and defensive end **D.J. Wonnum** each made his first career start in the win over NC State. Brunson responded with a game-high 16 tackles, while Wonnum logged a game-high 3.0 tackles for loss. Wide receiver **Shi Smith** and defensive back **Jamyest Williams** became the first true freshmen to get a start this season when they both got the nod at Missouri. Left tackle **Dennis Daley** made his first start against Kentucky. True freshman wide receiver **OrTre Smith**, sophomore running back transfer **Ty'Son Williams** and JUCO defensive tackle transfer **Javon Kinlaw**, all made their first starts against Louisiana Tech. Redshirt freshman offensive lineman **Sadarius Hutcherson** got the nod at left guard at Texas A&M. True freshman linebacker **Sherrod Greene** made his first start against Arkansas.

WINNER, WINNER: The Gamecocks face a dozen opponents that combined to win 61.6 percent of its games last season, going 98-61 overall. That ranked as the fourth-highest opponent winning percentage among FBS teams, behind UMass, LSU and East Carolina. The opponents have not disappointed this season, logging a .614 winning percentage (51-32) thus far.

CAPTAIN, MY CAPTAIN: The Gamecocks select captains each week before determining permanent team captains later in the season.

NC STATE: Bryson Allen-Williams, Cory Helms, Hayden Hurst, Skai Moore

MISSOURI: T.J. Brunson, Alan Knott, Deebo Samuel, Taylor Stallworth

KENTUCKY: Hayden Hurst, Deebo Samuel, D.J. Smith, D.J. Wonnum

LOUISIANA TECH: Jake Bentley, T.J. Brunson, Bryan Edwards, Skai Moore

TEXAS A&M: Jake Bentley, JaMarcus King, Chris Lammons, Donell Stanley

ARKANSAS: Alan Knott, Skai Moore, Taylor Stallworth, D.J. Wonnum

TENNESSEE: Hayden Hurst, Alan Knott, Dante Sawyer, D.J. Smith

IN THE CLASSROOM:

- The Gamecocks were one of six teams that competed in a bowl game following the 2016 season that owned a Graduation Success Rate of at least 90 percent.
- The Gamecocks ranked first in the SEC and third in the country behind only Stanford and Northwestern in the latest Graduation Success Rate (GSR) released by the NCAA.
- The football team recorded its second-highest in-season GPA on record (2.847) during the fall of 2016. The team's spring 2017 GPA was 2.726.

TOTING THE SHEEPSKIN: The Gamecocks have four student-athletes who have earned their undergraduate degree. The quartet includes **Ulric Jones** (interdisciplinary studies), **Skai Moore** (interdisciplinary studies), **D.J. Park** (criminal justice) and **Dante Sawyer** (interdisciplinary studies).

WORKING OVERTIME: The Gamecocks are 2-3 all-time in games decided in overtime. They won their first overtime game at Missouri, 27-24, in two overtimes on Oct. 26, 2013 in Columbia, Mo., and won in "The Swamp" over Florida by a 23-20 count in 2014. All three overtime losses have come against Tennessee by a field goal: a 23-20 setback on Sept. 27, 2003 in Knoxville, and a 27-24 loss in Knoxville on Oct. 27, 2007 and a 45-42 loss in Columbia on Nov. 1, 2014.

THEY PAY TO SEE THEM PLAY: South Carolina is averaging 77,910 fans at Williams-Brice Stadium (80,250) through three home games, 16th in the nation.

BIG ROAD CROWDS: South Carolina plays in three of the nation's 10-largest college football stadiums this fall, traveling to Texas A&M's Kyle Field in College Station (3rd-102,733), Tennessee's Neyland Stadium in Knoxville (4th-102,455) and Georgia's Sanford Stadium in Athens (9th-92,746).

UP NEXT: The Gamecocks will play their final road game of the season when they travel to Athens to take on the SEC Eastern Division-leading Georgia Bulldogs. Georgia leads the all-time series by a 49-18-2 margin, including a 28-8 record when the games have been played in Athens, but the Gamecocks have won four of the last seven meetings between the two long-time rivals. Next week's game will be only the third time since 1980 that the Gamecocks and Bulldogs have met after September (they played on Oct. 6 in 2012 and Oct. 9, 2016), and is the second-latest date in the history of the series that extends back to 1894, exceeded only by the Nov. 18 game in 1939.

Weekly Award Winners

Deebo Samuel	SEC Special Teams Player of the Week	vs NC State (September 2)
Deebo Samuel	Paul Hornung Award Honor Roll	vs NC State (September 2)
Deebo Samuel	SEC Special Teams Player of the Week	vs Missouri (September 9)
Deebo Samuel	Paul Hornung Award Honor Roll	vs Missouri (September 9)
D.J. Wonnum	SEC Defensive Lineman of the Week	vs Arkansas (October 7)
D.J. Wonnum	SEC Defensive Lineman of the Week	at Tennessee (October 14)

South Carolina 2017 Rankings

Category	Avg./No.	SEC	NCAA
Scoring Offense	25.1	10	89
Rushing Offense	110.9	13	118
Passing Offense	226.4	3	66
Passing Efficiency	137.3	7	50
Total Offense	337.3	11	110

Scoring Defense	19.3	5	26
Rushing Defense	142.0	7	43
Passing Defense	232.3	11	80
Pass Efficiency Defense	122.8	8	58
Total Defense	374.3	7	52

Kickoff Returns	24.5	4	16
Opp. Kickoff Returns	19.5	5	49
Punt Returns	8.9	7	47
Opp. Punt Returns	8.8	11	85
Net Punting	41.1	6	20

Fumbles Recovered	7	3	20
Fumbles Lost	2	3	10
Passes Intercepted	6	4	63
Passes Had Intercepted	4	5	30
Turnovers Gained	13	3	34
Turnovers Lost	6	3	9
Turnover Margin	1.0	2	15

Sacks	2.4	6	38
Sacks Allowed	2.4	8	91
Tackles for Loss	6.3	7	60
TFLs Allowed	5.4	8	49

3rd Down Percent	.380	9	81
Opp. 3rd Down Pct	.425	11	95
4th Down Percent	.375	11	105
Opp. 4th Down Pct	.500	6	58

Penalties/Game	4.4	2	15
Penalty Yards/Game	32.6	1	4

Time of Possession	28:46	10	91
--------------------	-------	----	----

Pronunciation Guide

Shameik Blackshear.....	shuh-MEEK
Summie Carlay.....	SUM-me car-LAY
Randrecous Davis.....	ran-DREE-cuss
Chavis Dawkins.....	Rhymes with HAVE-iss
Trey Derouen.....	duh-ROO-un
Rico Dowdle.....	DOW-dull
Daniel Fennell.....	fuh-NELL
Terry Googer.....	GOO-jer
Ulric Jones.....	YUR-ick
Chris Lammons.....	luh-MONZ
Skai Moore.....	SKY
Keisean Nixon.....	KEE-shawn

Christian Pellage.....	PELL-uge
Kiel Pollard.....	keel
Travaris Robinson.....	truh-VARR-us
Michael Scarnecchia.....	scar-NECK-ee-ah
Donell Stanley.....	don-ELL
Chad Terrell.....	tur-ELL
Keir Thomas.....	KEER
Jay Urich.....	YUR-ick
Jerad Washington.....	JEHR-id
Jamyest Williams.....	ja-MY-ist
Ty'Son Williams.....	ty-SAHN
Malik Young.....	muh-LEEK

Preseason Accolades

ZACK BAILEY

Third-Team All-SEC (Coaches)
Third-Team All-SEC (Athlon)

JAKE BENTLEY

Davey O'Brien Award Watch List
Maxwell Award Watch List

RICO DOWDLE

Doak Walker Award Watch List

CORY HELMS

Campbell Trophy Semifinalist

HAYDEN HURST

Mackey Award Watch List
First-Team All-SEC (Coaches)
Second-Team All-SEC (Media)
First-Team All-SEC (Athlon)

ALAN KNOTT

Rimington Award Watch List

SKAI MOORE

Bednarik Award Watch List
Butkus Award Watch List
Nagurski Trophy Watch List
First-Team All-SEC (Coaches)
Second-Team All-SEC (Media)
Second-Team All-SEC (Athlon)

DEEBO SAMUEL

Biletnikoff Award Watch List
Hornung Award Watch List
Maxwell Award Watch List
Third-Team All-SEC (Coaches - WR)
Third-Team All-SEC (Coaches - AP)
Third-Team All-SEC (Media)
First-Team All-SEC (Athlon - AP)
Second-Team All-SEC (Athlon - KR)

ANTOINE WILDER

Wuerffel Trophy Watch List

Tracking the 2017 Opponents

Opponent (Date vs. SC)	Record	Last Game	Next Game
vs NC State (9/2)	6-1	W, 35-17 at Pittsburgh	at Notre Dame (10/28)
Missouri (9/9)	2-5	W, 68-21 vs Idaho	at UConn (10/28)
at Kentucky (9/16)	5-2	L, 45-7 at Mississippi State	vs Tennessee (10/28)
Louisiana Tech (9/23)	3-4	L, 34-27 2 OT vs Southern Miss	at Rice (10/28)
at Texas A&M (9/30)	5-2	W, 19-17 at Florida	vs Mississippi State (10/28)
Arkansas (10/7)	2-5	L, 52-20 vs Auburn	at Ole Miss (10/28)
at Tennessee (10/14)	3-4	L, 45-7 at Alabama	at Kentucky (10/28)
Vanderbilt (10/28)	3-4	L, 57-35 at Ole Miss	at South Carolina (10/28)
at Georgia (11/4)	7-0	W, 52-28 vs Missouri	vs Florida (10/28)
Florida (11/11)	3-3	L, 19-17 vs Texas A&M	vs Georgia (10/28)
Wofford (11/18)	6-1	L, 24-21 vs Samford	at East Tennessee St. (10/28)
Clemson (11/25)	6-1	L, 27-24 at Syracuse	vs Georgia Tech (10/28)
Opp. Overall Record	51-32 (.614)		

2017 Drive Chart Summary

South Carolina

Opp.	Drives	TD	FG Missed	Punt	Downs	Fum	INT	Half	3-Out
NCST	13	4	0	0	6	0	1	2	5
MIZ	13	4	1	1	5	0	0	2	3
UK	12	2	0	3	3	2	0	2	6
LATECH	9	2	1	2	2	0	1	1	1
A&M	14	2	1	1	7	1	1	0	1
ARK	11	3	2	2	2	1	0	0	1
TENN	10	1	3	0	4	1	0	0	1
VANDY									
UGA									
FLA									
WOFF									
CLEM									
TOT	82	18	8	9	29	5	2	4	26

Opponents

Opp.	Drives	TD	FG Missed	Punt	Downs	Fum	INT	Half	3-Out
NCST	13	4	0	1	4	2	0	0	2
MIZ	11	1	2	1	4	1	0	2	0
UK	12	2	3	0	4	0	1	1	1
LATECH	9	1	3	1	2	0	0	1	1
A&M	12	3	1	0	8	0	0	0	3
ARK	13	3	1	0	5	0	2	2	0
TENN	10	0	3	0	6	0	0	0	1
VANDY									
UGA									
FLA									
WOFF									
CLEM									
TOT	80	14	13	3	33	3	5	6	20

Media Services

Weekly Press Conference:

Head Coach Will Muschamp conducts a weekly press conference at 12:30 pm ET on Tuesdays in the Media Interview Room, located underneath the west stands of Williams-Brice Stadium. Media members attending the press conference should enter the stadium through Gate 20 near the press elevator on the west side of the stadium off Bluff Road. Cross the concourse and walk down the Hall of Captains to the Media Interview Room. The press conference will be streamed live on the official website of South Carolina Athletics, www.gamecocksonline.com. The University of South Carolina communications office will make Coach Muschamp's weekly press conference available for the media via an FTP site. For more information, contact Matt Freed at mfreed@mailbox.sc.edu.

Weekly Teleconference:

Head Coach Will Muschamp conducts a weekly teleconference at 7 pm ET on Sundays. Please contact Steve Fink at finksc@mailbox.sc.edu for the phone number and passcode to participate.

SEC Teleconference:

The SEC will host a weekly press teleconference each Wednesday from Aug. 30 through Nov. 22. The teleconference, open to the media, will feature the head coach from each team every week. Coach Muschamp's scheduled time is 1 pm ET. Contact the SEC Media Relations office at for the number and passcode.

Carolina Calls:

Will Muschamp and play-by-play voice Todd Ellis host the weekly Carolina Calls radio show from Wild Wing Cafe in the Vista on Thursday nights from 7-8 p.m. ET. Carolina Calls can be heard on the flagship station of Carolina Athletics, 107.5 The Game.

Carolina Football TV Show:

FOX Sports Southeast carries the "Gamecock Football with Coach Will Muschamp" TV show Sunday mornings at 11:30. In addition, the following stations will carry the show at the listed times:

WACH: Columbia, SC airs Sundays at 10:30 pm
WCIV: Charleston, SC airs Sundays at 11:30 pm
WPDE: Myrtle Beach/Florence, SC airs Sundays at 12:30 pm

Gamecocks In The NFL

Name	Team	Position	Lettered
Jerell Adams	New York Giants	Tight End	2012-15
Damiere Byrd	Carolina Panthers	Wide Receiver	2011-14
A.J. Cann	Jacksonville Jaguars	Offensive Guard	2011-14
Jadeveon Clowney	Houston Texans	Defensive End	2011-13
Jared Cook	Oakland Raiders	Tight End	2006-08
Pharoh Cooper	Los Angeles Rams	Wide Receiver	2013-15
Chris Culliver*	Indianapolis Colts	Cornerback	2007-10
Mike Davis#	Seattle Seahawks	Running Back	2012-14
Patrick DiMarco	Buffalo Bills	Fullback	2007-10
Bruce Ellington	Houston Texans	Wide Receiver	2011-13
Stephon Gilmore	New England Patriots	Cornerback	2009-11
Melvin Ingram	San Diego Chargers	Linebacker	2007, 2009-11
Alshon Jeffery	Philadelphia Eagles	Wide Receiver	2009-11
Isaiah Johnson#	Tampa Bay Buccaneers	Safety	2015
T.J. Johnson	Cincinnati Bengals	Center	2009-12
Johnathan Joseph	Houston Texans	Cornerback	2005
Marquavius Lewis#	Buffalo Bills	Defensive End	2015-16
Captain Munnerlyn	Carolina Panthers	Cornerback	2006-08
Corey Robinson	Detroit Lions	Offensive Tackle	2012-14
Brandon Shell	New York Jets	Offensive Tackle	2012-15
Darian Stewart	Denver Broncos	Safety	2006-09
D.J. Swearinger	Washington Redskins	Safety	2009-12
Ryan Succop	Tennessee Titans	Placekicker	2005-08
Brandon Wilds*	Cleveland Browns	Running Back	2011, 2013-15

*Reserved/Injured List # -Practice Squad

Carolina 2018 Football Schedule

09/01 Coastal Carolina	09/29 at Kentucky*	11/03 at Ole Miss*
09/08 Georgia*	10/6 Missouri*	11/10 at Florida*
09/15 Marshall	10/13 Texas A&M*	11/17 Chattanooga
09/22 at Vanderbilt*	10/27 Tennessee*	11/24 at Clemson

*SEC Contest

Carolina Football Radio Affiliates

Abbeville	WZLA-FM	92.9	Greenville	WROO-FM	104.9
Aiken/Edgefield	WKSX-FM	92.7	Hilton Head	WVSC-FM	99.1
Allendale	WDOG-FM	93.5	Hilton Head	WVSC-FM	106.5
Camden	WPUB-FM	102.7	Lake City	WHYM-AM	1260
Camden	WCAM-AM	1590	Myrtle Beach	WSYN-FM	103.1
Charleston	WWIK-FM	98.9	Newberry	WKDK-AM	1240
Chesterfield	WVSZ-FM	107.3	Rock Hill	WRHM-FM	107.1
Columbia	WNKT-FM	107.5	Rock Hill	WVSZ-FM	107.3
Florence	WFRK-FM	93.5	Seneca	WSNW-AM	1150
Florence	WHYM-AM	1260	Seneca	WSNW-FM	94.1
Gaffney	WZZQ-AM	1500	Sumter	WIBZ-FM	95.5
Gaffney	WZZQ-FM	104.3	Union	WBCU-AM	1460

Weekly Media Availability

SUNDAY	MONDAY	TUESDAY	WEDNESDAY	THURSDAY	FRIDAY	SATURDAY
The team will practice at 5 pm. Head coach Will Muschamp holds a teleconference at 7 pm. No player availability. Tuesday's player requests must be submitted to Steve Fink by 5 pm.	The team is scheduled for a mandatory off day. No media availability for coaches or players.	The team will practice at 9 am. Requested and approved players will be available at Williams-Brice Stadium following practice. Head Coach Will Muschamp holds a 1 pm press conference in the Media Room.	The team will practice at 9 am. Coach Muschamp is on the SEC conference call at 1 pm.	The team will practice at 10 am. There is no media availability. Head coach Will Muschamp's weekly radio show is from 7-8 pm ET.	Head coach Will Muschamp, coordinators and selected players are available for network television only on home games.	Head coach Will Muschamp and requested and approved players (excluding freshmen) will be available in Media Interview Room following the game. The Gamecocks' locker room is closed to the media.

The Last Time They Met

GM
1

South Carolina 13
Vanderbilt 10



September 1, 2016
Vanderbilt Stadium
Nashville, Tenn.
30,304



NASHVILLE, Tenn. — In head coach Will Muschamp's first game at South Carolina (1-0, 1-0 SEC), the Gamecocks posted the final 13 points to claim a 13-10 road win in Southeastern Conference play at Vanderbilt (0-1, 0-1 SEC) on Thursday night at Vanderbilt Stadium.

After a 16-yard reception by freshman Bryan Edwards from senior Perry Orth and a 17-yard run by freshman A.J. Turner set him up, senior Elliott Fry stepped up and hit a career-long 55-yard field goal to give South Carolina the lead with 35 seconds remaining in the opener.

South Carolina broke onto the scoreboard midway through the third quarter when Fry hit a 48-yard field goal to cut Vandy's lead to 10-3. Orth connected with sophomore Deebo Samuel for the big play of the drive, as the duo's pass went for 30 yards to get the Gamecocks into Vanderbilt territory.


The Gamecocks tied the contest with 7:30 to go when Samuel swept around the left end and touched the pylon for the eight-yard scoring run. Orth completed five passes to start the drive and ran for a nine-yard gain, while Turner rushed twice for 25 yards, including the 20-yard scamper to set up Samuel's score.

Vanderbilt opened the scoring with a 36-yard field goal from Tommy Openshaw after the Commodores took advantage of a muffed punt by the Gamecocks, setting up the 13-yard scoring drive. That lead grew to 10-0 32 seconds into the second quarter when Khari Blasingam punctuated the 13-play, 67-yard drive with a one-yard touchdown run.

The Gamecocks looked like they would draw within one score as they drove inside Vanderbilt's 20-yard line later in the second quarter. But the Commodores' Oren Burks forced a fumble after a five-yard SC run, and Charles Wright covered it up to give Vandy back the ball.

With less than four minutes remaining in the game, Vanderbilt drove into Gamecock territory and set up a 45-yard field goal from the middle of the field, but the chance hooked left, giving South Carolina the chance to drive the field and claim the win.

On Vanderbilt's last possession, Gamecock defensive linemen Taylor Stallworth and Darius English combined for a sack of Commodore quarterback Kyle Shurmur to help close out the victory.



South Carolina	0	0	3	10	13
Vanderbilt	3	7	0	0	10

Scoring Summary

1st	6:09	VU	Openshaw 36-yard field goal (5-13-3:23)	0-3
2nd	14:28	VU	Blasingam 1-yard run (Openshaw kick) (13-67-6:06)	0-10
3rd	4:43	SC	Fry 48-yard field goal (10-47-4:47)	3-10
4th	7:30	SC	Samuel 8-yard run (Fry kick) (9-84-3:53)	10-10
4th	0:35	SC	Fry 55-yard field goal (7-36-3:09)	13-10

Team Statistics

	SC	VU
First Downs	14	14
Rushing	4	9
Passing	10	4
Penalty	0	1
Net Yards Rushing	121	169
Rushing Attempts	32	42
Net Yards Passing	187	73
Cmp.-Att.-Int.	16-30-0	8-23-0
Total Offense Yards	308	242
Total Offense Plays	62	65
Fumbles: No.-Lost	2-2	1-0
Penalties: No.-Yards	7-51	5-33
Punts-Yards	7-279	8-297
Avg. Yards Per Punt	39.9	37.1
Punt Returns: No.-Yards	2-8	2-4
Kickoff Returns: No.-Yards	0-0	2-49
Interceptions: No.-Yards	0-0	0-0
Possession Time	26:45	33:15
Third Down Conversions	6-16	4-15
Fourth Down Conversions	0-0	0-1
Red Zone Scores-Chances	1-3	2-2
Sacks By: No.-Yards	1-10	0-0
PAT Kicks	1-1	1-1
Field Goals	2-2	1-2

Individual Statistics

RUSHING: SC: Turner 13-70; McIlwain 7-29; Samuel 1-8; Orth 5-8; Williams 5-7. **VU:** Webb 20-97; Blasingam 15-68; Sherfield 1-9; Freebeck 2-7; Lipscomb 1-(-1); Tennyson 1-(-3); Shurmur 2-(-8).

PASSING: SC: Orth 11-19-0-152; McIlwain 5-11-0-35. **VU:** Shurmur 8-22-0-73; Freebeck 0-1-0-0.

RECEIVING: SC: Edwards 8-101; Turner 3-27; Samuel 2-36; Hurst 2-17; Crosby 1-6. **VU:** Webb 3-28; Duncan 2-24; Lipscomb 1-15; Nathan 1-6; Blasingam 1-0.

PUNT RETURNS: SC: Samuel 2-8. **VU:** Duncan 2-4.

KICKOFF RETURNS: SC: None. **VU:** Webb 2-49.

INTERCEPTION RETURNS: SC: None. **VU:** None.

The Last Time They Met in Columbia

GM
7

South Carolina 19
Vanderbilt 10



October 17, 2015
Williams-Brice Stadium
Columbia, S.C.
75,159



COLUMBIA, S.C.— In its first game under interim head coach Shawn Elliott, South Carolina delivered a 19-10 victory over Vanderbilt Saturday afternoon at Williams-Brice Stadium as the Gamecock defense delivered five turnovers. Four came in the second half to help South Carolina score 13 unanswered points to overcome a halftime deficit and an early Vanderbilt field goal. Senior running back Brandon Wilds delivered his sixth career 100-yard game with 120 yards on 24 carries. Junior wide receiver Pharoh Cooper's eighth career 100-yard receiving game came with 160 yards on seven catches, including a 78-yard touchdown grab in the second half.

South Carolina struck early when Jonathan Walton forced a fumble recovered by T.J. Holloman on the third play of the game. Elliott Fry delivered a 47-yard field goal for a 3-0 lead.

Quarterback Perry Orth found his rhythm passing on Carolina's ensuing possession, finding D.J. Neal for a 28-yard strike and Cooper for a 24-yard delivery that put the Gamecocks into Vanderbilt territory. Fry again delivered with a 31-yard field goal for a 6-0 Gamecock lead with 6:49 left in the quarter.

Midway through the second quarter, Vanderbilt put together its most extensive drive as McCrary connected on a series of passes. With a first down on the 10-yard line, McCrary was thrown for a two-yard loss. After a five-yard rush by Vandy's Ralph Webb, the Gamecock defense forced another incomplete pass, but Holloman was charged with targeting that gave the Commodores new life at first and goal from the 3-yard line. South Carolina sent Vanderbilt back a yard over the next two plays, but McCrary found Caleb Scott alone in the end zone to make it a 7-6 Commodore lead with 2:21 to play in the half.

The second half opened with a short South Carolina drive as Vanderbilt carried momentum into the third quarter. Darrius Sims broke through for a 41-yard rush to quickly put the Commodores into Gamecock territory. Again the Gamecock defense held up when it mattered most, holding the Commodores to a 23-yard field goal and a 10-6 lead with 5:43 on the clock.


The Gamecock offense wasted little time rewarding its defense's effort as Orth found Cooper on a short slant that the junior receiver broke open for a 78-yard touchdown that put South Carolina back in front 13-10 with 6:34 left in the quarter.

Two plays into the Vanderbilt drive, Bryson Allen-Williams reeled in his first career interception to keep the Williams-Brice Stadium crowd on its feet. McCrary tried to go over the middle where Allen-Williams tipped it straight up. Keeping his focus, the sophomore linebacker tracked it down to seal the Commodores' second turnover of the game and give the Gamecocks the ball on the Vanderbilt 45.

The running game carried the Gamecocks to the 2-yard line, where the Commodores forced a field goal after Ryan White broke up a pass intended for Neal deep in the right corner of the end zone. Fry's strike from 19 yards made it a 16-10 South Carolina advantage with 2:52 to play in the third quarter.

Vanderbilt looked to rally early in the fourth quarter when Jahmel McIntosh pulled down an errant Orth pass meant for Cooper, but sophomore Chris Lammons returned the favor on the next play, out-leaping the receiver to make the interception. The Gamecocks were forced to punt, and the Commodores were sharp early in the possession. A series of penalties set up 1st-and-28 on their own 8-yard line, though, and Skai Moore finished off the drive with a perfectly read interception on McCrary's pass over the middle. Four plays later, Fry drilled his fourth field goal of the game to put the Gamecocks up 19-10 with 5:27 to play.

The Commodores were up for the fight, though, driving efficiently down the field to the Gamecocks' 17 on five plays. After an incomplete pass set up 2nd-and-10, McCrary dropped back for another pass only to be tracked down by Moore who stripped the ball and picked up the fumble to put South Carolina back in the driver's seat.



Vanderbilt	0	7	3	0	10
South Carolina	6	0	10	3	19

Scoring Summary

1st	13:21	SC	Fry 47-yard field goal (4-(-5)-1:02)	3-0
1st	6:49	SC	Fry 31-yard field goal (11-74-3:54)	6-0
2nd	2:21	VU	Scott 4-yard pass from McCrary (Openshaw kick) (14-79-6:43)	6-7
3rd	8:04	VU	Openshaw 23-yard field goal (10-73-5:43)	6-10
3rd	6:34	SC	P. Cooper 78-yard pass from Orth (Fry kick) (3-83-1:30)	13-10
3rd	3:11	SC	Fry 19-yard field goal (8-44-2:52)	16-10
4th	5:27	SC	Fry 22-yard field goal (5-12-1:10)	19-10

Team Statistics

	VU	SC
First Downs	20	17
Rushing	10	6
Passing	9	10
Penalty	1	1
Net Yards Rushing	155	152
Rushing Attempts	35	37
Net Yards Passing	177	272
Cmp.-Att.-Int.	21-42-3	17-29-1
Total Offense Yards	332	424
Total Offense Plays	77	66
Fumbles: No.-Lost	5-2	2-1
Penalties: No.-Yards	6-53	6-39
Punts-Yards	6-229	5-213
Avg. Yards Per Punt	38.2	42.6
Punt Returns: No.-Yards	1-2	1-4
Kickoff Returns: No.-Yards	2-34	3-53
Interceptions: No.-Yards	1-0	3-11
Possession Time	32:50	27:10
Third Down Conversions	6-15	2-13
Fourth Down Conversions	0-1	0-0
Red Zone Scores-Chances	2-3	3-4
Sacks By: No.-Yards	2-12	3-19
PAT Kicks	1-1	1-1
Field Goals	1-1	4-6

Individual Statistics

RUSHING: VU: Sims 6-104; Webb 16-58; McCrary 11-6; Rivers 1-(-2); Team 1-(-11). SC: Wilds 24-119; Da. Williams 7-49; Team 2-(-3); Orth 4-(-13).

PASSING: VU: McCrary 21-42-3-177. SC: Orth 17-28-1-272; Team 0-1-0-0.

RECEIVING: VU: Scheu 6-59; Sims 3-22; Rayford 3-18; Webb 2-23; Scott 2-20; Sherfield 2-18; Marcus 1-10; Monroe 1-6; Dorrell 1-1. SC: P. Cooper 7-160; Neal 4-49; Adams 2-32; Wilds 2-10; Googer 1-13; Da. Williams 1-8.

PUNT RETURNS: VU: White 1-2. SC: P. Cooper 1-4.

KICKOFF RETURNS: VU: Sims 1-20; Marcus 1-14. SC: Fenton 2-29; Talley 1-24.

INTERCEPTION RETURNS: VU: McIntosh 1-0. SC: Moore 1-11; Lammons 1-0; Allen-Williams 1-0.

Notes of Interest from the Palmetto State's Flagship University

◆ South Carolina finished in 21st place in the Learfield Directors' Cup Standings in 2016-17, its highest finish since the 2002-03 campaign and the third-highest finish in school history.

◆ Since the inception of the Palmetto Series, the Gamecocks have captured the title both years, defeating Clemson in 2015-16 by a 10-5 count, and taking the 2016-17 crown in an 8-7 decision. The Certified SC Grown Palmetto Series is sponsored by the South Carolina Department of Agriculture (SCDA) and is a year-long competition between the two schools in which points are awarded for the winners of head-to-head meetings in each sport. Points were also awarded for highest team GPA and for a food drive during the fall aimed at tackling hunger in their communities.



◆ South Carolina is the only Division I athletics program this decade to have at least one Top-4 national finish (championships and/or polls) each in football, men's and women's basketball and baseball.

◆ The women's basketball program's national title in 2017 was the seventh overall in the athletic department's history. Four South Carolina programs now boast a National Championship, as the women join women's outdoor track and field (2002), baseball (2010, 2011) and equestrian (2005, 2007, 2015) on the list of Gamecock teams to win a national title.

◆ South Carolina's double Final Four this year in men's and women's basketball was only the 13th time in NCAA history and the third time in SEC history that this feat has been accomplished.

◆ Five South Carolina athletics teams have made the Elite 8 in NCAA Championships during the last 12 months: men's and women's basketball, men's and women's golf and women's soccer.

◆ Sindarius Thornwell (men's basketball), A'ja Wilson (women's basketball), Savannah McCaskill (women's soccer-offensive) and Kaleigh Kurtz (women's soccer-defensive) earned SEC Player of the Year honors in their sports during the 2016-17 school year.

◆ South Carolina student-athletes have led the SEC in community service hours in each of the last four years. In 2016-17, Gamecock student-athletes performed 9,298 hours of community service. South Carolina men's tennis was named the Intercollegiate Tennis Association Carolina Region Community Service Team of the Year and Maya Evans, a junior on the women's track & field team, was named the SEC Brad Davis Community Service Leader of the Year. During her collegiate career, Evans accumulated over 700 hours of community service.

◆ A total of 379 South Carolina student-athletes made the 2016-17 SEC Academic Honor Rolls, first among league schools (90-Fall, 78-Winter, 118-Spring, 93-First Year). Carolina student-athletes posted a combined 3.23 GPA for the Spring 2017 semester, marking the 21st consecutive semester of more than a 3.0 GPA for Gamecock student-athletes.

◆ Fourteen of the 18 South Carolina athletics teams earned a 3.0 or better GPA this past spring. Women's Swimming & Diving (3.705) earned its second highest GPA to date, which not only led all of the Gamecock programs this spring, but it also ranked second nationally. Equestrian (3.488), Women's Soccer (3.567), Men's Track & Field (3.265) and Volleyball (3.673) also earned its second-highest GPAs ever recorded.

◆ South Carolina Football has three endowed scholarships. Recipients for endowed scholarships are selected each year by the head coach. The 2017 scholarships and recipients are:

- Marcus Lattimore Endowed Football Scholarship – **Bryson Allen-Williams**
- Tommy Suggs Endowed Quarterback Scholarship – **Jake Bentley**
- Wraellen and Larry Winn Endowed Tight End Scholarship – **Hayden Hurst**

◆ Gamecock radio analyst **Tommy Suggs** is one of the longest tenured radio voices in college football. The former standout quarterback who led the Gamecocks to the 1969 ACC Championship, is in his 45th season as part of the Carolina radio crew.

◆ South Carolina is building a \$50 million Football Operations Center. The state-of-the-art facility is located adjacent to the Jerri and Steve Spurrier Indoor Football Facility, and will provide the coaches and student-athletes with the ability to train and compete at the highest level. It will feature: coaches' offices, locker room, meeting rooms, weight room, training room, dining room, players' lounge and equipment room.

◆ In the eight sports in which it competes that the NCAA keeps attendance statistics, South Carolina finished in the Top 25 in seven sports (average attendance), most of any school in the country.

Top 25 Program

Eleven Gamecock teams finished the season ranked in the Top 25 for their play on the field while seven finished in the top 25 in average attendance during the 2016-17 school year:

Final NCAA Ranking		Average Attendance Ranking	
#1	Women's Basketball	#1	Women's Basketball
#5	Women's Soccer	#3	Women's Soccer
#5	Equestrian	#5	Baseball
#6	Men's Basketball	#8	Men's Soccer
#8	Beach Volleyball	#11	Softball
#10	Women's Golf	#17	Football
#15	Women's Tennis	#21	Men's Basketball
#15	Men's Swimming & Diving		
#21	Men's Tennis		
#25	Softball		
#25	Women's Indoor Track & Field		

GAMECOCK ATHLETICS MISSION STATEMENT

Gamecock Athletics develops our student-athletes intellectually, athletically, socially, and culturally to relentlessly compete for championships and high levels of achievement at the University and throughout life in harmony with our University's mission and vision.

GAMECOCK ATHLETICS VISION STATEMENT

We serve as a source of pride and inspiration to our University, our state, our nation and the world by relentlessly competing for championships with integrity, character, and passion.

GAMECOCK ATHLETICS CORE VALUES

Integrity: We expect and consistently demonstrate the highest standards of honesty, sportsmanship and character.

Respect: We hold each other mutually accountable for upholding our values. We honor all people while celebrating each individual's culture, beliefs and ideas.

Positive Student-Athlete Experience: We provide an environment that supports each student-athlete's well-being and success by encouraging personal, academic, and athletic development while at USC and beyond.

Pursuit of Excellence: We passionately and relentlessly pursue the achievement of excellence throughout every aspect of our lives.

Stewardship: We are trustworthy stewards of the reputation of the University, our resources, our relationships, and the experiences of our stakeholders and will demonstrate stewardship through service to our community.

2017 South Carolina Gamecocks Football Numerical Roster

No.	Name	Pos.	Ht.	Wt.	Yr.-Exp	Hometown (High/Last School)
1	Deebo Samuel	WR	6-0	215	JR-2L	Inman, S.C. (Chapman)
3	Chris Lammons	DB	5-10	190	SR-3L	Lauderhill, Fla. (Plantation)
3	K.C. Crosby	TE	6-1	242	JR-2L	Bamberg, S.C. (Bamberg-Ehrhardt)
4	Bryson Allen-Williams	LB	6-0	230	SR-3L	Ellenwood, Ga. (Cedar Grove)
4	Darius Douglas	QB	5-11	185	FR-HS	Moncks Corner, S.C. (Berkeley)
5	Rico Dowdle	RB	5-11	220	SO-1L	Asheville, N.C. (A.C. Reynolds)
5	Keir Thomas	DL	6-2	262	SO-1L	Miami, Fla. (Miami Central)
6	Terry Googer	WR	6-4	217	JR-2L	Atlanta, Ga. (Woodward Academy)
6	T.J. Brunson	LB	6-1	230	SO-1L	Columbia, S.C. (Richland Northeast)
7	JaMarcus King	DB	6-2	186	SR-1L	Mobile, Ala. (Blount/Coffeyville C.C.)
8	D.J. Wonnum	DL	6-4	251	SO-1L	Stone Mountain, Ga. (Stephenson)
8	Randrecous Davis	WR	5-10	186	FR-RS	Atlanta, Ga. (Mays)
9	Keisean Nixon	DB	5-10	192	JR-JC	Compton, Calif. (Salesian/Az. Western)
9	Jerad Washington	WR	5-8	171	SO-SQ	Jacksonville, Fla. (First Coast)
10	Skai Moore	LB	6-2	218	SR-3L	Cooper City, Fla. (University)
10	Jay Urich	QB	6-4	194	FR-HS	Greenville, S.C. (Wren)
11	Eldridge Thompson	LB	6-1	215	JR-JC	Houston, Texas (White Station/ Coffeyville C.C.)
12	Michael Scarnecchia	QB	6-4	209	JR-SQ	Fleming Island, Fla. (Fleming Island)
12	Kaleb Chalmers	DB	5-10	181	SO-JC	Greenwood, S.C. (Greenwood/ Northwest Mississippi C.C.)
13	Shi Smith	WR	5-10	179	FR-HS	Union, S.C. (Union County)
15	Aaron Sterling	DL	6-1	240	FR-HS	Atlanta, Ga. (Tucker)
15	Drew Dinsmore	QB	6-5	210	FR-HS	Suwanee, Ga. (Collins Hill)
16	Rashad Fenton	DB	5-10	184	JR-2L	Miami, Fla. (Miami Carol City)
16	Bailey Hart	QB	6-2	179	FR-RS	Mount Pleasant, S.C. (Wando)
17	Danny Gordon	QB	6-0	211	JR-SQ	Worthington, Ohio (Worthington/ Miami (Ohio))
17	Javon Charleston	DB	6-0	189	SO-1L	Gurnee, Ill. (Warren)
18	OrTire Smith	WR	6-4	219	FR-HS	Mount Pleasant, S.C. (Wando)
19	Jake Bentley	QB	6-3	220	SO-1L	Opelika, Ala. (Opelika)
19	Brad Johnson	DL	6-2	225	FR-HS	Pendleton, S.C. (Pendleton)
20	Joseph Charlton	K/P	6-5	190	SO-SQ	Columbia, S.C. (A.C. Flora)
21	Jamyest Williams	DB	5-9	175	FR-HS	Dacula, Ga. (Grayson)
22	Steven Montac	DB	5-11	181	JR-1L	Covington, Ga. (Newton/Coffeyville C.C.)
23	Korey Banks	DB	5-11	187	SO-1L	Tyrone, Ga. (Sandy Creek)
24	D.J. Smith	DB	5-11	198	SR-3L	Marietta, Ga. (Walton)
24	Garrett Frederick	WR	5-11	177	FR-RS	Plano, Texas (Plano)
25	A.J. Turner	RB	5-10	184	SO-1L	Clifton, Va. (Centreville)
26	Jaylin Dickerson	DB	6-1	188	FR-HS	Southern Pines, N.C. (Pinecrest)
27	Ty'Son Williams	RB	6-0	215	SO-SQ	Sumter, S.C. (Crestwood/N. Carolina)
28	Tavyn Jackson	DB	5-10	174	FR-HS	Tallahassee, Fla. (Rickards)
29	Antoine Wilder	LB	5-10	190	SO-1L	Riverdale, Ga. (Hapeville Charter)
30	Damani Staley	LB	6-1	210	FR-HS	Columbia, S.C. (Ridge View)
31	Slade Carroll	RB	5-10	205	FR-HS	Lexington, S.C. (Lexington)
32	Caleb Kinlaw	RB	5-11	202	JR-JC	Goose Creek, S.C. (Goose Creek/ Pearl River C.C.)
33	Zay Brown	DB	5-11	194	FR-HS	Athens, Ga. (Clarke Central)
34	Scott Grant	DB	5-10	192	JR-SQ	Laurens, S.C. (Laurens)
34	Mon Denson	RB	5-10	209	SO-SQ	LaGrange, Ga. (LaGrange)
35	Daniel Fennell	DL	6-3	244	SO-1L	Loganville, Ga. (Grayson)
36	C.J. Freeman	RB	5-11	210	FR-RS	Greensboro, N.C. (Northern Guilford)
36	Sean McGonigal	LB	6-2	205	FR-HS	Myrtle Beach, S.C. (Myrtle Beach)
39	Demetrius Smalls	DB	5-9	174	SR-SQ	Bluffton, S.C. (Bluffton)
39	Parker Rankin	TE	6-1	233	FR-HS	Camden, S.C. (Camden)
40	Jacob August	TE	6-6	258	JR-2L	Columbia, S.C. (Cardinal Newman/ Fork Union)
40	Jason Senn	DB	5-8	182	SO-SQ	Beaufort, S.C. (Beaufort)
41	Caleb Jenerette	TE	6-2	200	FR-HS	Aynor, S.C. (Aynor)

No.	Name	Pos.	Ht.	Wt.	Yr.-Exp	Hometown (High/Last School)
42	Alexander Woznick	PK	5-11	164	FR-RS	Greenville, S.C. (Eastside)
43	Parker White	K/P	6-4	195	FR-HS	Mount Pleasant, S.C. (Wando)
44	Sherrod Greene	LB	6-1	223	FR-HS	Rocky Mount, N.C. (Rocky Mount)
45	Ben Asbury	LS	5-10	210	JR-SQ	Atlanta, Ga. (Holy Innocents' Episcopal/ Berry College)
45	Spencer Eason-Riddle	LB	5-11	219	FR-RS	Raleigh, N.C. (Leesville Road)
46	Harrison Freeman	LS	6-4	224	FR-RS	Raleigh, N.C. (Leesville Road)
47	Jaylan Foster	DB	5-11	190	SO-TR	Duncan, S.C. (Byrnes/Gardner-Webb)
47	Austin Snow	K/P	6-1	165	FR-HS	Powdersville, S.C. (Powdersville)
49	Matthew Smith	LS	6-1	205	FR-HS	Roswell, Ga. (Roswell)
50	Sadarius Hutcherson	OL	6-4	316	FR-RS	Huntingdon, Tenn. (Huntingdon)
50	Griffin Gentry	DL	6-1	262	FR-RS	Birmingham, Ala. (Homewood)
51	Cory Helms	OL	6-4	309	SR-1L	Alpharetta, Ga. (Milton/Wake Forest)
53	Mitch Langford	LB	5-10	215	JR-TR	Richburg, S.C. (Lewisville/Newberry)
54	Davonne Bowen	LB	6-1	218	FR-HS	Simpsonville, S.C. (Woodmont)
55	Christian Pella	OL	6-6	296	SO-1L	Brooksville, Fla. (Nature Coast Tech)
57	Jazuun Outlaw	DE	6-3	215	FR-HS	Dillon, S.C. (Dillon)
58	Cole Davis	LB	6-1	215	FR-HS	St. Johns, Fla. (Bartram Trail)
59	Alex DeLoach	LB	6-3	210	FR-HS	Summerville, S.C. (Ashley Ridge)
60	Chandler Farrell	OL	6-2	292	FR-RS	Summerville, S.C. (Summerville)
61	Javion Duncan	DL	6-0	270	JR-SQ	Simpsonville, S.C. (Woodmont/Citadel)
61	Cameron Johnson	OL	6-6	305	FR-RS	Bennettsville, S.C. (Marlboro County)
62	Brandon Chiazza	PK	5-11	165	FR-HS	Malvern, Pa. (Malvern Prep)
63	Blake Camper	OL	6-8	310	JR-2L	Virginia Beach, Va. (Frank W. Cox)
66	Will Putnam	OL	6-5	299	FR-RS	Harrisburg, N.C. (Hickory Ridge)
67	Ryan Green	OL	6-3	289	SO-SQ	James Island, S.C. (James Island/ Presbyterian)
69	D.J. Park	OL	6-4	337	SR-3L	Dillon, S.C. (Dillon)
70	Alan Knott	OL	6-4	290	SR-3L	Tyrone, Ga. (Sandy Creek)
71	Eric Douglas	OL	6-4	308	FR-HS	Charlotte, N.C. (Mallard Creek)
72	Donell Stanley	OL	6-4	317	JR-1L	Floydale, S.C. (Latta)
73	Summie Carlay	OL	6-5	281	FR-HS	Laurens, S.C. (Laurens)
74	Dennis Daley	OL	6-6	330	JR-JC	Columbia, S.C. (Ridge View/ Georgia Military)
75	Jordon Carty	OL	6-7	299	FR-HS	Lauderdale Lakes, Fla. (South Broward)
76	Jordan Rhodes	OL	6-5	318	FR-HS	Fairburn, Ga. (Creekside)
77	Malik Young	OL	6-3	303	JR-1L	Pelzer, S.C. (Woodmont)
78	Zack Bailey	OL	6-6	311	JR-2L	Summerville, S.C. (Summerville)
79	Trey Derouen	OL	6-3	305	SO-1L	Lilburn, Ga. (Parkview)
80	Shemar Glenn	WR	6-1	170	SO-SQ	Union, S.C. (Union/USC-Union)
81	Hayden Hurst	TE	6-5	250	JR-2L	Jacksonville, Fla. (The Bolles School)
82	Evan Hinson	TE	6-4	240	FR-RS	Deltona, Fla. (Deltona)
83	Chavis Dawkins	WR	6-2	212	SO-1L	Duncan, S.C. (Byrnes)
84	Kyle Markway	TE	6-5	250	SO-1L	St. Louis, Mo. (St. John Vianney)
85	Devin Dingle	WR	5-10	167	SO-SQ	Summerville, S.C. (Cane Bay)
85	Michael Almond	K/P	6-3	229	SO-1L	North Augusta, S.C. (Westminster)
86	Chad Terrell	WR	6-3	212	FR-HS	Bogue Chitto, Miss. (North Paulding)
87	Kiel Pollard	TE	6-0	240	SO-1L	Moultrie, Ga. (Colquitt County)
88	Will Register	TE	6-4	245	FR-HS	Chapin, S.C. (Chapin)
89	Bryan Edwards	WR	6-3	215	SO-1L	Conway, S.C. (Conway)
90	Taylor Stallworth	DL	6-2	305	SR-3L	Mobile, Ala. (Murphy)
91	Shameik Blackshear	DL	6-4	260	SO-1L	Bluffton, S.C. (Bluffton)
93	Ulric Jones	DL	6-5	312	SR-1L	Oxford, Ala. (Oxford/Butler C.C.)
94	M.J. Webb	DL	6-3	290	FR-HS	Rutledge, Ga. (Morgan County)
95	Dante Sawyer	DL	6-3	275	SR-2L	Suwanee, Ga. (North Gwinnett/ East Mississippi C.C.)
96	Aaron Thompson	DL	6-3	297	FR-RS	Fort Lauderdale, Fla. (Dillard)
97	Kobe Smith	DL	6-2	286	SO-1L	Lawrenceville, Ga. (Archer)
99	Javon Kinlaw	DL	6-6	326	SO-JC	Charleston, S.C. (Goose Creek/Jones C.C.)

2017 South Carolina Gamecocks Football Alphabetical Roster

No.	Name	Pos.	Ht.	Wt.	Yr.-Exp	Hometown (High/Last School)
4	Bryson Allen-Williams	LB	6-0	230	SR-3L	Ellenwood, Ga. (Cedar Grove)
85	Michael Almond	K/P	6-3	229	SO-1L	North Augusta, S.C. (Westminster)
45	Ben Asbury	LS	5-10	210	JR-SQ	Atlanta, Ga. (Holy Innocents' Episcopal/Berry College)
40	Jacob August	TE	6-6	258	JR-2L	Columbia, S.C. (Cardinal Newman/Fork Union)
78	Zack Bailey	OL	6-6	311	JR-2L	Summerville, S.C. (Summerville)
23	Korey Banks	DB	5-11	187	SO-1L	Tyrone, Ga. (Sandy Creek)
19	Jake Bentley	QB	6-3	220	SO-1L	Opelika, Ala. (Opelika)
91	Shameik Blackshear	DL	6-4	260	SO-1L	Bluffton, S.C. (Bluffton)
54	Davonne Bowen	LB	6-1	218	FR-HS	Simpsonville, S.C. (Woodmont)
33	Zay Brown	DB	5-11	194	FR-HS	Athens, Ga. (Clarke Central)
6	T.J. Brunson	LB	6-1	230	SO-1L	Columbia, S.C. (Richland Northeast)
63	Blake Camper	OL	6-8	310	JR-2L	Virginia Beach, Va. (Frank W. Cox)
73	Summie Carlay	OL	6-5	281	FR-HS	Laurens, S.C. (Laurens)
31	Slade Carroll	RB	5-10	205	FR-HS	Lexington, S.C. (Lexington)
75	Jordon Carty	OL	6-7	299	FR-HS	Lauderdale Lakes, Fla. (South Broward)
12	Kaleb Chalmers	DB	5-10	181	SO-JC	Greenwood, S.C. (Greenwood/Northwest Mississippi C.C.)
17	Javon Charleston	DB	6-0	189	SO-1L	Gurnee, Ill. (Warren)
20	Joseph Charlton	K/P	6-5	190	SO-SQ	Columbia, S.C. (A.C. Flora)
62	Brandon Chiazza	PK	5-11	165	FR-HS	Malvern, Pa. (Malvern Prep)
3	K.C. Crosby	TE	6-1	242	JR-2L	Bamberg, S.C. (Bamberg-Ehrhardt)
74	Dennis Daley	OL	6-6	330	JR-JC	Columbia, S.C. (Ridge View/Georgia Military)
58	Cole Davis	LB	6-1	215	FR-HS	St. Johns, Fla. (Bartram Trail)
8	Randrecous Davis	WR	5-10	186	FR-RS	Atlanta, Ga. (Mays)
83	Chavis Dawkins	WR	6-2	212	SO-1L	Duncan, S.C. (Byrnes)
59	Alex DeLoach	LB	6-3	210	FR-HS	Summerville, S.C. (Ashley Ridge)
34	Mon Denson	RB	5-10	209	SO-SQ	LaGrange, Ga. (LaGrange)
79	Trey Derouen	OL	6-3	305	SO-1L	Lilburn, Ga. (Parkview)
26	Jaylin Dickerson	DB	6-1	188	FR-HS	Southern Pines, N.C. (Pinecrest)
85	Devin Dingle	WR	5-10	167	SO-SQ	Summerville, S.C. (Cane Bay)
15	Drew Dinsmore	QB	6-5	210	FR-HS	Suwanee, Ga. (Collins Hill)
4	Darius Douglas	QB	5-11	185	FR-HS	Moncks Corner, S.C. (Berkeley)
71	Eric Douglas	OL	6-4	308	FR-HS	Charlotte, N.C. (Mallard Creek)
5	Rico Dowdle	RB	5-11	220	SO-1L	Asheville, N.C. (A.C. Reynolds)
61	Javion Duncan	DL	6-0	270	JR-SQ	Simpsonville, S.C. (Woodmont/Citadel)
45	Spencer Eason-Riddle	LB	5-11	219	FR-RS	Raleigh, N.C. (Leesville Road)
89	Bryan Edwards	WR	6-3	215	SO-1L	Conway, S.C. (Conway)
60	Chandler Farrell	OL	6-2	292	FR-RS	Summerville, S.C. (Summerville)
35	Daniel Fennell	DL	6-3	244	SO-1L	Loganville, Ga. (Grayson)
16	Rashad Fenton	DB	5-10	184	JR-2L	Miami, Fla. (Miami Carol City)
47	Jaylan Foster	DB	5-11	190	SO-TR	Duncan, S.C. (Byrnes/Gardner-Webb)
24	Garrett Frederick	WR	5-11	177	FR-RS	Plano, Texas (Plano)
36	C.J. Freeman	RB	5-11	210	FR-RS	Greensboro, N.C. (Northern Guilford)
46	Harrison Freeman	LS	6-4	224	FR-RS	Raleigh, N.C. (Leesville Road)
50	Griffin Gentry	DL	6-1	262	FR-RS	Birmingham, Ala. (Homewood)
80	Shemar Glenn	WR	6-1	170	SO-SQ	Union, S.C. (Union/USC-Union)
6	Terry Googer	WR	6-4	217	JR-2L	Atlanta, Ga. (Woodward Academy)
17	Danny Gordon	QB	6-0	211	JR-SQ	Worthington, Ohio (Worthington/Miami (Ohio))
34	Scott Grant	DB	5-10	192	JR-SQ	Laurens, S.C. (Laurens)
67	Ryan Green	OL	6-3	289	SO-SQ	James Island, S.C. (James Island/Presbyterian)
44	Sherrrod Greene	LB	6-1	223	FR-HS	Rocky Mount, N.C. (Rocky Mount)
16	Bailey Hart	QB	6-2	179	FR-RS	Mount Pleasant, S.C. (Wando)
51	Cory Helms	OL	6-4	309	SR-1L	Alpharetta, Ga. (Milton/Wake Forest)
82	Evan Hinson	TE	6-4	240	FR-RS	Deltona, Fla. (Deltona)

No.	Name	Pos.	Ht.	Wt.	Yr.-Exp	Hometown (High/Last School)
81	Hayden Hurst	TE	6-5	250	JR-2L	Jacksonville, Fla. (The Bolles School)
50	Sadarius Hutcherson	OL	6-4	316	FR-RS	Huntingdon, Tenn. (Huntingdon)
28	Tavyn Jackson	DB	5-10	174	FR-HS	Tallahassee, Fla. (Rickards)
41	Caleb Jenerette	TE	6-2	200	FR-HS	Aynor, S.C. (Aynor)
19	Brad Johnson	DL	6-2	225	FR-HS	Pendleton, S.C. (Pendleton)
61	Cameron Johnson	OL	6-6	305	FR-RS	Bennettsville, S.C. (Marlboro County)
93	Ulric Jones	DL	6-5	312	SR-1L	Oxford, Ala. (Oxford/Butler C.C.)
7	JaMarcus King	DB	6-2	186	SR-1L	Mobile, Ala. (Blount/Coffeyville C.C.)
32	Caleb Kinlaw	RB	5-11	202	JR-JC	Goose Creek, S.C. (Goose Creek/Pearl River C.C.)
99	Javon Kinlaw	DL	6-6	326	SO-JC	Charleston, S.C. (Goose Creek/Jones C.C.)
70	Alan Knott	OL	6-4	290	SR-3L	Tyrone, Ga. (Sandy Creek)
3	Chris Lammons	DB	5-10	190	SR-3L	Lauderhill, Fla. (Plantation)
53	Mitch Langford	LB	5-10	215	JR-TR	Richburg, S.C. (Lewisville/Newberry)
84	Kyle Markway	TE	6-5	250	SO-1L	St. Louis, Mo. (St. John Vianney)
36	Sean McGonigal	LB	6-2	205	FR-HS	Myrtle Beach, S.C. (Myrtle Beach)
22	Steven Montac	DB	5-11	181	JR-1L	Covington, Ga. (Newton/Coffeyville C.C.)
10	Skai Moore	LB	6-2	218	SR-3L	Cooper City, Fla. (University)
9	Keisean Nixon	DB	5-10	192	JR-JC	Compton, Calif. (Salesian/Az. Western)
57	Jazuun Outlaw	DE	6-3	215	FR-HS	Dillon, S.C. (Dillon)
69	D.J. Park	OL	6-4	337	SR-3L	Dillon, S.C. (Dillon)
55	Christian Pellage	OL	6-6	296	SO-1L	Brooksville, Fla. (Nature Coast Tech)
87	Kiel Pollard	TE	6-0	240	SO-1L	Moultrie, Ga. (Colquitt County)
66	Will Putnam	OL	6-5	299	FR-RS	Harrisburg, N.C. (Hickory Ridge)
39	Parker Rankin	TE	6-1	233	FR-HS	Camden, S.C. (Camden)
88	Will Register	TE	6-4	245	FR-HS	Chapin, S.C. (Chapin)
76	Jordan Rhodes	OL	6-5	318	FR-HS	Fairburn, Ga. (Creeside)
1	Deebo Samuel	WR	6-0	215	JR-2L	Inman, S.C. (Chapman)
95	Dante Sawyer	DL	6-3	275	SR-2L	Suwanee, Ga. (North Gwinnett/East Mississippi C.C.)
12	Michael Scarnecchia	QB	6-4	209	JR-SQ	Fleming Island, Fla. (Fleming Island)
40	Jason Senn	DB	5-8	182	SO-SQ	Beaufort, S.C. (Beaufort)
39	Demetrius Smalls	DB	5-9	174	SR-SQ	Bluffton, S.C. (Bluffton)
24	D.J. Smith	DB	5-11	198	SR-3L	Marietta, Ga. (Walton)
97	Kobe Smith	DL	6-2	286	SO-1L	Lawrenceville, Ga. (Archer)
49	Matthew Smith	LS	6-1	205	FR-HS	Roswell, Ga. (Roswell)
18	OrTre Smith	WR	6-4	219	FR-HS	Mount Pleasant, S.C. (Wando)
13	Shi Smith	WR	5-10	179	FR-HS	Union, S.C. (Union County)
47	Austin Snow	K/P	6-1	165	FR-HS	Powdersville, S.C. (Powdersville)
30	Damani Staley	LB	6-1	210	FR-HS	Columbia, S.C. (Ridge View)
90	Taylor Stallworth	DL	6-2	305	SR-3L	Mobile, Ala. (Murphy)
72	Donell Stanley	OL	6-4	317	JR-1L	Floydale, S.C. (Latta)
15	Aaron Sterling	DL	6-1	240	FR-HS	Atlanta, Ga. (Tucker)
86	Chad Terrell	WR	6-3	212	FR-HS	Bogue Chitto, Miss. (North Paulding)
5	Keir Thomas	DL	6-2	262	SO-1L	Miami, Fla. (Miami Central)
96	Aaron Thompson	DL	6-3	297	FR-RS	Fort Lauderdale, Fla. (Dillard)
11	Eldridge Thompson	LB	6-1	215	JR-JC	Houston, Texas (White Station/Coffeyville C.C.)
25	A.J. Turner	RB	5-10	184	SO-1L	Clifton, Va. (Centreville)
10	Jay Urich	QB	6-4	194	FR-HS	Greenville, S.C. (Wren)
9	Jerad Washington	WR	5-8	171	SO-SQ	Jacksonville, Fla. (First Coast)
94	M.J. Webb	DL	6-3	290	FR-HS	Rutledge, Ga. (Morgan County)
43	Parker White	K/P	6-4	195	FR-HS	Mount Pleasant, S.C. (Wando)
29	Antoine Wilder	LB	5-10	190	SO-1L	Riverdale, Ga. (Hapeville Charter)
21	Jamyest Williams	DB	5-9	175	FR-HS	Dacula, Ga. (Grayson)
27	Ty'Son Williams	RB	6-0	215	SO-SQ	Sumter, S.C. (Crestwood/N. Carolina)
8	D.J. Wonnum	DL	6-4	251	SO-1L	Stone Mountain, Ga. (Stephenson)
42	Alexander Woznick	PK	5-11	164	FR-RS	Greenville, S.C. (Eastside)
77	Malik Young	OL	6-3	303	JR-1L	Pelzer, S.C. (Woodmont)

South Carolina Season Opening Depth Chart

Offense

WR	1 Deebo Samuel 6 Terry Googer	6-0 215 6-4 217	JR-2L JR-2L	Inman, S.C. Atlanta, Ga.
WR	89 Bryan Edwards 18 OrTre Smith	6-3 215 6-4 219	SO-1L FR-HS	Conway, S.C. Mt. Pleasant, S.C.
WR	13 Shi Smith	5-10 179	FR-HS	Union, S.C.
LT	77 Malik Young 74 Dennis Daley	6-3 303 6-6 330	JR-1L JR-JC	Pelzer, S.C. Columbia, S.C.
LG	72 Donell Stanley 50 Sadarius Hutcherson	6-4 317 6-4 316	JR-1L FR-RS	Floydale, S.C. Huntingdon, Tenn.
OC	70 Alan Knott 60 Chandler Farrell	6-4 290 6-2 292	SR-3L FR-RS	Tyrone, Ga. Summerville, S.C.
RG	51 Cory Helms 63 Blake Camper	6-4 309 6-8 310	SR-1L JR-2L	Alpharetta, Ga. Virginia Beach, Va.
RT	78 Zack Bailey 69 D.J. Park	6-6 311 6-4 337	JR-2L SR-3L	Summerville, S.C. Dillon, S.C.
TE	81 Hayden Hurst 87 Kiel Pollard	6-5 250 6-0 240	JR-2L SO-1L	Jacksonville, Fla. Moultrie, Ga.
TE	40 Jacob August 3 K.C. Crosby	6-6 258 6-1 242	JR-2L JR-2L	Columbia, S.C. Bamberg, S.C.
QB	19 Jake Bentley 12 Michael Scarnecchia	6-3 220 6-4 209	SO-1L JR-SQ	Opelika, Ala. Fleming Island, Fla.
RB	5 Rico Dowdle OR 25 A.J. Turner OR 27 Ty'Son Williams	5-11 220 5-10 184 6-0 215	SO-1L SO-1L SO-SQ	Asheville, N.C. Clifton, Va. Sumter, S.C.

Defense

DE	95 Dante Sawyer OR 5 Keir Thomas	6-3 275 6-2 262	SR-2L SO-1L	Suwanee, Ga. Miami, Fla.
DT	90 Taylor Stallworth 97 Kobe Smith	6-2 305 6-2 286	SR-3L SO-1L	Mobile, Ala. Lawrenceville, Ga.
DT	93 Ulric Jones 99 Javon Kinlaw	6-5 312 6-6 326	SR-1L SO-JC	Oxford, Ala. Charleston, S.C.
DE	8 D.J. Wonnum 35 Daniel Fennell	6-4 251 6-3 244	SO-1L SO-1L	Stone Mountain, Ga. Loganville, Ga.
SLB	4 Bryson Allen-Williams 29 Antoine Wilder	6-0 230 5-10 190	SR-3L SO-1L	Ellenwood, Ga. Riverdale, Ga.
MLB	6 T.J. Brunson 44 Sherrod Greene	6-1 230 6-1 223	SO-1L FR-HS	Columbia, S.C. Rocky Mount, N.C.
WLB	10 Skai Moore 11 Eldridge Thompson	6-2 218 6-1 215	SR-3L JR-JC	Cooper City, Fla. Houston, Texas
CB	7 JaMarcus King 3 Chris Lammons	6-2 186 5-10 190	SR-1L SR-3L	Mobile, Ala. Lauderhill, Fla.
S	24 D.J. Smith 17 Javon Charleston	5-11 198 6-0 189	SR-3L SO-1L	Marietta, Ga. Gurnee, Ill.
S	3 Chris Lammons 9 Keisean Nixon	5-10 190 5-10 192	SR-3L JR-JC	Lauderhill, Fla. Compton, Calif.
CB	16 Rashad Fenton 21 Jamyest Williams	5-10 184 5-9 175	JR-2L Fr-HS	Miami, Fla. Dacula, Ga.
N	21 Jamyest Williams 3 Chris Lammons	5-9 175 5-10 190	Fr-HS SR-3L	Dacula, Ga. Lauderhill, Fla.

Specialists

PK	42 Alexander Woznick OR 43 Parker White	5-11 164 6-4 195	FR-RS FR-HS	Greenville, S.C. Mt. Pleasant, S.C.
KO	43 Parker White	6-4 195	FR-HS	Mt. Pleasant, S.C.
P	20 Joseph Charlton 85 Michael Almond	6-5 190 6-3 229	SO-SQ SO-1L	Columbia, S.C. North Augusta, S.C.
LS	45 Ben Asbury 49 Matthew Smith	5-10 210 6-1 205	JR-SQ FR-HS	Atlanta, Ga. Roswell, Ga.
KOR	1 Deebo Samuel 16 Rashad Fenton	6-0 215 5-10 184	JR-2L JR-2L	Inman, S.C. Miami, Fla.
PR	3 Chris Lammons 16 Rashad Fenton	5-10 190 5-10 184	SR-3L JR-2L	Lauderhill, Fla. Miami, Fla.
H	17 Danny Gordon 85 Michael Almond	6-0 211 6-3 229	JR-SQ SO-1L	Worthington, Ohio North Augusta, S.C.

Head Coach Will Muschamp



**Will
MUSCHAMP**

Head Coach

Second Year at South Carolina



THE MUSCHAMP FILE

Full Name: William Larry Muschamp

Born: August 3, 1971

Hometown: Rome, Ga.

Wife: Carol

Children: Jackson and Whit

College: Georgia (1994)

Auburn (1996)

COACHING EXPERIENCE

2016-17 South Carolina Head Coach

2015 Auburn Defensive Coord.

2011-14 Florida Head Coach

2008-10 Texas DC/Linebackers

2006-07 Auburn DC/Defensive Backs

2005 Miami (NFL) AHC/Defense

2001-04 LSU DC/Linebackers

2000 Valdosta State DC/DBs

1999 Eastern Kentucky Def. Backs

1998 West Georgia Def. Backs

1995-96 Auburn Graduate Assistant

BOWL EXPERIENCE

2016 Birmingham

2013 Sugar

2012 Gator

2010 BCS National Championship

2009 Fiesta

2007 Chick-fil-A

2007 Cotton

2005 Capital One

2004 Sugar/National Championship

2003 Cotton

2002 Sugar

1996 Independence

1996 Outback

1993 Citrus

1991 Independence

Will Muschamp is in his second season directing the Gamecocks' football fortunes. Muschamp was introduced as the University of South Carolina's 34th head football coach in a press conference held at Williams-Brice Stadium on December 7, 2015.

In his first season in Columbia, Muschamp guided the Gamecocks to a 6-7 mark and a spot in the Birmingham Bowl. The Gamecocks doubled their win total from the previous season while increasing their SEC wins from one to three. The Gamecocks started as many true freshman (7) as any school in the country, and were the only Division I school to have true freshmen lead the team in both passing (Jake Bentley) and rushing (Rico Dowdle). Seventy-six of the Gamecocks' 113-man Birmingham Bowl roster (67.3 percent) were either freshmen or sophomores in Muschamp's first campaign.

Regarded as an outstanding defensive mind, Muschamp is a 22-year coaching veteran, including 14 years in the Southeastern Conference. In five seasons as a head coach, all in the SEC, Muschamp owns a 34-28 record, a .548 winning percentage. His previous head coaching experience came at the University of Florida where he posted a 28-21 record from 2011-14. He led the Gators to three bowl games in his four seasons in Gainesville and was recognized as the SEC Coach of the Year in 2012 after guiding Florida to an 11-2 record and a Top-10 finish.

As an assistant coach, the Rome, Ga., native has worked in two national championship games (2003 and 2009), winning with LSU in 2003, and coached in a pair of BCS bowl games following the 2008 and 2012 seasons.

He has coached in and won three conference championship games, twice in the SEC and once in the Big 12. He was a finalist for the 2007 Broyles Award, presented to the nation's top assistant coach.

Prior to coming to Columbia, Muschamp most recently served as the defensive coordinator at Auburn University in 2015, his third stint as an SEC defensive coordinator. He also held that title with Auburn from 2006-07 and at LSU from 2002-04. In his six seasons as an SEC defensive coordinator, Muschamp's units ranked among the nation's Top-10 in total defense and in scoring defense five times.

Muschamp's first full-time coaching experience in the SEC came at LSU. He was the Tigers' linebacker coach for one season before being elevated to defensive coordinator from 2002-04. His 2003 defense helped the Tigers to the national championship by leading the nation both in scoring defense (11.0 points per game) and total defense (252.0 yards per game), while finishing second nationally in pass efficiency defense (89.8) and third in rushing defense (67.0 yards per game).

Prior to taking the reins at Florida, Muschamp served as the defensive coordinator at the University of Texas from 2008-10. Under his guidance, the Longhorn defense ranked No. 1 in the nation with 119 sacks and ranked in the Top-10 nationally allowing 2.9 yards per rushing attempt (third), 96.7 rushing yards per game (fourth) and 297.4 yards per game (seventh), all Big 12 bests during that span. In 2009, the Longhorns played in the BCS National Championship game. Under Muschamp's tutelage at Texas, Brian Or-

akpo won the 2008 Rotary Lombardi, Bronko Nagurski and Ted Hendricks awards. In the 2009 and 2010 NFL Drafts, Muschamp had a combined eight players drafted, seven in the first four rounds, including first-rounders Brian Orakpo and Earl Thomas.

In four of his nine seasons as an FBS defensive coordinator, his teams have allowed less than 100 rushing yards per game and twice led the nation in rushing defense. His 2003 LSU defense led the country by allowing 67 yards per game on the ground, the best mark by an SEC team in the 2000s, while Texas gave up just 73.1 yards on the ground in 2009 to pace the nation.

A 1994 Georgia graduate, Muschamp moved immediately into coaching, working as a graduate assistant at Auburn from 1995-96, while earning his master's degree. He served as a secondary coach at West Georgia (1998) and Eastern Kentucky (1999) before moving into his first defensive coordinator position at Valdosta State for the 2000 season, where he helped the Blazers to a 10-2 record and the Gulf South championship.

Muschamp also logged a stint in the NFL, working as the Miami Dolphins Assistant Head Coach for Defense in 2005 under Nick Saban.

During his playing career at Georgia, Muschamp earned his way from walk-on to scholarship player by the spring of his redshirt freshman season and eventually was named co-captain as a senior. A safety on the gridiron, he earned a spot on the SEC Academic Honor Roll in 1993.

Born August 3, 1971, Muschamp and his wife, the former Carol Davis, have two sons, Jackson and Whit.

Head Coach Will Muschamp

Muschamp Head Coach Year-by-Year

Year	School	Overall Record	Conference Record	Conference Finish	Bowl
2011	Florida	7-6	3-5	3rd in East	Taxslayer Gator
2012	Florida	11-2	7-1	1st in East	Sugar
2013	Florida	4-8	3-5	5th in East	-
2014	Florida	6-5	4-4	3rd in East	-
2016	South Carolina	6-7	3-5	5th in East	Birmingham
2017	South Carolina	5-2	3-2		
TOTALS		39-30	23-22		

Muschamp vs. Opponents

Alabama.....	0-2	Louisiana Tech.....	1-0
Arkansas.....	2-0	Louisville.....	0-1
Auburn.....	0-1	Massachusetts.....	1-0
Bowling Green.....	1-0	Miami (Fla.).....	0-1
Clemson.....	0-1	Mississippi State.....	0-1
East Carolina.....	1-0	Missouri.....	3-2
Eastern Kentucky.....	1-0	NC State.....	1-0
Eastern Michigan.....	1-0	Ohio State.....	1-0
Florida Atlantic.....	1-0	South Carolina.....	1-3
Florida.....	0-1	Tennessee.....	6-0
Florida State.....	1-3	Texas A&M.....	1-2
Furman.....	1-0	Toledo.....	1-0
Georgia.....	1-4	UAB.....	1-0
Georgia Southern.....	0-1	USF.....	0-1
Jacksonville State.....	1-0	Vanderbilt.....	4-1
Kentucky.....	4-2	Western Carolina.....	1-0
Louisiana.....	1-0	TOTALS.....	39-30
LSU.....	1-3		

Muschamp vs. the SEC

Alabama.....	0-2	Mississippi State.....	0-1
Arkansas.....	2-0	Missouri.....	3-2
Auburn.....	0-1	South Carolina.....	1-3
Florida.....	0-1	Tennessee.....	6-0
Georgia.....	1-4	Texas A&M.....	1-2
Kentucky.....	4-2	Vanderbilt.....	4-1
Louisiana State.....	1-3	TOTALS.....	23-22
Mississippi.....	0-0		

Muschamp in Bowl Games (9-6)

Year	Team	Position	Bowl	Opponent	Result
1991	Georgia	Safety	Independence	Arkansas	W, 24-15
1993	Georgia	Safety	Citrus	Ohio State	W, 21-14
1996	Auburn	Grad. Asst.	Outback	Penn State	L, 14-43
1996	Auburn	Grad. Asst.	Independence	Army	W, 32-29
2002	LSU	Linebackers	Sugar	Illinois	W, 47-34
2003	LSU	Def. Coord.	Cotton	Texas	L, 30-35
2004	LSU	Def. Coord.	Sugar/Nat'l Champ.	Oklahoma	W, 21-14
2005	LSU	Def. Coord.	Capital One	Iowa	L, 25-30
2007	Auburn	Def. Coord.	Cotton	Nebraska	W, 17-14
2007	Auburn	Def. Coord.	Chick-fil-A	Clemson	W, 23-20
2009	Texas	Def. Coord.	Fiesta	Ohio State	W, 24-21
2010	Texas	Def. Coord.	National Championship	Alabama	L, 21-37
2012	Florida	Head Coach	Gator	Ohio State	W, 24-17
2013	Florida	Head Coach	Sugar	Louisville	L, 23-33
2016	S. Carolina	Head Coach	Birmingham	USF (ot)	L, 39-46

Did you know...

Will Muschamp has coached 79 players who have been drafted in the NFL, including 13 first-round picks: Marcus Spears, Nick Fairley, Brian Orakpo, Earl Thomas, Kenny Vaccaro, Sharrif Floyd, Matt Elam, Dominique Easley, Dante Fowler Jr., D.J. Humphries, Vernon Hargreaves III, Keanu Neal and Jarrad Davis. He has also coached a pair of players - Junior Seau and Jason Taylor - who have been inducted in the NFL Hall of Fame.

NFL Drafted Players Coached by Muschamp

School	Player	Position	Year	Rd. Pick	Team
LSU	Bradie James	Linebacker	2003	4 103	Cowboys
LSU	Norman Lejeune	Defensive Back	2003	7 244	Eagles
LSU	Marquise Hill	Defensive End	2004	2 63	Patriots
LSU	Chad Lavalais	Defensive Tackle	2004	5 142	Falcons
LSU	Marcus Spears	Defensive End	2005	1 11	Cowboys
LSU	Corey Webster	Cornerback	2005	2 43	Giants
LSU	Travis Daniels	Defensive Back	2005	4 104	Dolphins
LSU	Claude Wroten	Defensive Tackle	2006	3 68	Rams
LSU	Kyle Williams	Defensive Tackle	2006	5 134	Bills
LSU	Melvin Oliver	Defensive End	2006	6 197	49ers
Auburn	Will Herring	Linebacker	2007	5 161	Seahawks
Auburn	David Irons	Cornerback	2007	6 194	Falcons
Auburn	Quentin Groves	Defensive End	2008	2 52	Jaguars
Auburn	Patrick Lee	Cornerback	2008	2 60	Packers
Auburn	Pat Sims	Defensive Tackle	2008	3 77	Bengals
Auburn	Jonathan Wilhite	Cornerback	2008	4 129	Patriots
Auburn	Sen'Derrick Marks	Defensive Tackle	2009	2 62	Titans
Auburn	Jerraud Powers	Cornerback	2009	3 92	Colts
Auburn	Walter McFadden	Cornerback	2010	5 138	Raiders
Auburn	Nick Fairley	Defensive Tackle	2011	1 13	Lions
Auburn	Zach Clayton	Defensive Tackle	2011	7 212	Titans
Texas	Brian Orakpo	Defensive End	2009	1 13	Redskins
Texas	Roy Miller	Defensive Tackle	2009	3 81	Buccaneers
Texas	Henry Melton	Defensive End	2009	4 105	Bears
Texas	Earl Thomas	Safety	2010	1 14	Seahawks
Texas	Sergio Kindle	Defensive End	2010	2 43	Ravens
Texas	Lamar Houston	Defensive End	2010	2 44	Raiders
Texas	Rodrick Muckelroy	Linebacker	2010	4 131	Bengals
Texas	Aaron Williams	Cornerback	2011	2 34	Bills
Texas	Curtis Brown	Cornerback	2011	3 95	Steelers
Texas	Sam Acho	Defensive End	2011	4 103	Cardinals
Texas	Chykie Brown	Cornerback	2011	5 164	Ravens
Florida	Jaye Howard	Defensive Tackle	2012	4 114	Seahawks
Texas	Keenan Robinson	Linebacker	2012	4 119	Redskins
Florida	Chris Rainey	Running Back	2012	5 159	Steelers
Texas	Emmanuel Acho	Linebacker	2012	6 204	Browns
Texas	Kheeston Randall	Defensive Tackle	2012	7 215	Dolphins
Texas	Kenny Vaccaro	Safety	2013	1 15	Saints
Florida	Sharrif Floyd	Defensive Tackle	2013	1 23	Vikings
Florida	Matt Elam	Safety	2013	1 32	Ravens
Florida	Jonathan Bostic	Linebacker	2013	2 50	Bears
Florida	Jordan Reed	Tight End	2013	3 85	Redskins
Texas	Alex Okafor	Defensive End	2013	4 103	Cardinals
Florida	Jelani Jenkins	Linebacker	2013	4 104	Dolphins
Florida	Mike Gillislee	Running Back	2013	5 164	Dolphins
Florida	Caleb Sturgis	Kicker	2013	5 166	Dolphins
Florida	Josh Evans	Safety	2013	6 169	Jaguars
Florida	Dominique Easley	Defensive Tackle	2014	1 29	Patriots
Florida	Jaylen Watkins	Cornerback	2014	4 101	Eagles
Florida	Ronald Powell	Linebacker	2014	5 169	Saints
Florida	John Halapio	Offensive Guard	2014	6 179	Patriots
Florida	Dante Fowler Jr.	Linebacker	2015	1 3	Jaguars
Florida	D.J. Humphries	Offensive Tackle	2015	1 24	Cardinals
Florida	Chaz Green	Offensive Tackle	2015	3 91	Cowboys
Florida	Matt Jones	Running Back	2015	3 95	Redskins
Florida	Max Garcia	Center	2015	4 133	Broncos
Florida	Neiron Ball	Linebacker	2015	5 161	Raiders
Florida	Andre Dubose	Wide Receiver	2015	7 221	Raiders
Florida	Trent Brown	Offensive Tackle	2015	7 244	49ers
Florida	Vernon Hargreaves III	Cornerback	2016	1 11	Buccaneers
Florida	Keanu Neal	Safety	2016	1 17	Falcons
Florida	Jonathan Bullard	Defensive End	2016	3 72	Bears
Florida	Antonio Morrison	Linebacker	2016	4 125	Colts
Florida	Demarcus Robinson	Wide Receiver	2016	4 126	Chiefs
Auburn	Blake Countess	Cornerback	2016	6 196	Eagles
Florida	Kelvin Taylor	Running Back	2016	6 211	49ers
Florida	Alex McCalister	Linebacker	2016	7 240	Eagles
Florida	Jarrad Davis	Linebacker	2017	1 21	Lions
Florida	Quincy Wilson	Cornerback	2017	2 46	Colts
Florida	Teez Tabor	Cornerback	2017	2 53	Lions
Florida	Marcus Maye	Safety	2017	2 39	Jets
Florida	Alex Anzalone	Linebacker	2017	3 76	Saints
Auburn	Montravius Adams	Defensive Tackle	2017	3 93	Packers
Auburn	Carl Lawson	Outside Linebacker	2017	4 116	Bengals
Florida	David Sharpe	Offensive Tackle	2017	4 129	Raiders
Florida	Caleb Brantley	Defensive Tackle	2017	6 185	Browns
Auburn	Rudy Ford	Safety	2017	6 208	Cardinals
Florida	Joey Ivie	Defensive Tackle	2017	7 228	Cowboys
Auburn	Joshua Holsey	Defensive Back	2017	7 235	Redskins

South Carolina Superlatives Under Coach Muschamp

Most Points Scored

1.	48	vs Arkansas.....	10/07/17
2.	44	vs Western Carolina.....	11/19/16
3.	39	vs USF (Birmingham)	12/29/16
4.	35	vs NC State (Charlotte)...	09/02/17
5.	34	vs UMass.....	10/22/16

Fewest Points Allowed

1.	9	at Tennessee.....	10/14/17
2.	10	at Vanderbilt.....	09/01/16
3.	13	at Missouri.....	09/09/17
4.	15	vs East Carolina.....	09/17/16
5.	16	vs Louisiana Tech	09/23/17

Most First Downs

1.	28	vs Western Carolina.....	11/19/16
2.	27	vs USF (Birmingham)	12/29/16
3.	23	vs. Louisiana Tech	09/23/17
4.	22	vs Missouri.....	11/05/16
5.	20	at Missouri.....	09/09/17

Fewest First Downs Allowed

1.	14	at Vanderbilt.....	09/01/16
2.	16	vs Tennessee	10/29/16
	16	at Tennessee.....	10/14/17
4.	17	vs Louisiana Tech	09/23/17
	17	vs Western Carolina.....	11/19/16

Most Rushing Attempts

1.	56	vs Western Carolina.....	11/19/16
2.	49	vs Tennessee	10/29/16
	49	vs Missouri.....	11/05/16
4.	44	vs UMass.....	10/22/16
5.	40	at Missouri.....	09/09/17
	40	at Tennessee.....	10/14/17

Opp. Fewest Rushing Attempts

1.	28	vs Louisiana Tech	09/23/17
2.	32	vs Arkansas.....	10/07/17
3.	33	vs East Carolina.....	09/17/16
4.	35	vs NC State (Charlotte)...	09/02/17
5.	36	vs Missouri.....	11/05/16

Most Rushing Yards

1.	422	vs Western Carolina.....	11/19/16
2.	194	vs UMass.....	10/22/16
	194	at Tennessee.....	10/14/17
4.	174	vs Missouri.....	11/05/16
5.	172	at Missouri.....	09/09/17

Fewest Rushing Yards Allowed

1.	80	vs Louisiana Tech	09/23/17
2.	89	vs NC State (Charlotte)...	09/02/17
3.	106	vs Arkansas.....	10/07/17
4.	119	vs East Carolina.....	09/17/16
5.	120	at Tennessee.....	10/14/17

Most Passes Attempted

1.	43	vs USF (Birmingham)	12/29/16
2.	39	at Mississippi State	09/10/16
3.	37	vs Kentucky.....	09/16/17
4.	36	vs Georgia	10/09/16
5.	35	vs Texas A&M.....	10/01/16
	35	vs Louisiana Tech	09/23/17

Most Passes Completed

1.	32	vs USF (Birmingham)	12/29/16
2.	26	vs Georgia	10/09/16
3.	24	vs Kentucky.....	09/16/17
4.	22	vs Texas A&M.....	10/01/16
	22	vs Missouri.....	11/05/16
	22	vs Louisiana Tech	09/23/17

Opponents Fewest Pass Attempts

1.	17	vs Georgia	10/09/16
2.	18	vs Western Carolina.....	11/19/16
3.	19	at Kentucky.....	09/24/16
	19	at Tennessee.....	10/14/17
5.	21	at Florida.....	11/12/16

Opponents Fewest Passes Completed

1.	5	vs Georgia	10/09/16
2.	7	vs Western Carolina.....	11/19/16
3.	8	at Vanderbilt.....	09/01/16
4.	11	at Kentucky.....	09/24/16
	11	at Tennessee.....	10/14/17

Most Passing Yards

1.	390	vs USF (Birmingham)	12/29/16
2.	304	vs Kentucky.....	09/16/17
3.	295	vs Louisiana Tech	09/23/17
4.	288	vs Georgia	10/09/16
5.	256	at Texas A&M.....	09/30/17

Opponents Fewest Passing Yards

1.	29	vs Georgia	10/09/16
2.	73	at Vanderbilt.....	09/01/16
3.	131	vs Western Carolina.....	11/19/16
4.	133	at Tennessee.....	10/14/17
5.	135	at Kentucky.....	09/24/16

Most Yards Total Offense

1.	588	vs Western Carolina.....	11/19/16
2.	481	vs. USF (Birmingham)	12/29/16
3.	438	vs Louisiana Tech	09/23/17
4.	428	vs Missouri.....	11/05/16
5.	395	vs UMass.....	10/22/16

Opponents Fewest Yards Total Offense

1.	242	at Vanderbilt.....	09/01/16
2.	253	at Tennessee.....	10/14/17
3.	297	vs Tennessee	10/29/16
4.	330	vs Arkansas.....	10/07/17
5.	351	at Kentucky.....	09/24/16

Best Punting Average (Min. 3 Punts)

1.	49.4	vs Georgia	10/09/16
2.	49.1	at Mississippi State	09/10/16
3.	46.7	vs NC State (Charlotte)...	09/02/17
4.	45.1	at Florida.....	11/12/16
5.	44.3	at Texas A&M	09/30/17

Most Time of Possession

1.	37:36	at Missouri	09/09/17
2.	36:10	vs Missouri.....	11/05/16
3.	36:09	vs Western Carolina.....	11/19/16
4.	35:54	vs Tennessee	10/29/16
5.	32:42	at Tennessee.....	10/14/17

Longest Scoring Drive: By Yards

1.	98	vs Missouri.....	11/05/16
	98	vs Western Carolina.....	11/19/16
3.	97	vs Louisiana Tech	09/23/17
	95	at Tennessee.....	10/14/17
5.	90	vs Georgia	10/09/16


Longest Scoring Drive: By Time

1.	9:12	at Tennessee.....	10/14/17
2.	6:28	at Tennessee.....	10/14/17
3.	6:06	at Missouri	09/09/17
	6:06	at Louisiana Tech.....	09/23/17
5.	5:54	vs Tennessee	10/29/16

Longest Scoring Drive: By Plays

1.	16	vs Louisiana Tech	09/23/17
	16	at Tennessee.....	10/14/17
3.	14	vs NC State (Charlotte)...	09/02/17
4.	13	at Mississippi State	09/10/16
5.	12	at Mississippi State	09/10/16
	12	vs Georgia	10/09/16
	12	vs Georgia	10/09/16
	12	vs Western Carolina.....	11/19/16
	12	at Tennessee.....	10/14/17

Assistant Coaches



Bobby Bentley
Running Backs
Second Year
SIDELINE



Mike Peterson
Outside Linebackers
Second Year
PRESS BOX



Lance Thompson
*Assistant Head
Coach - Defense/
Defensive Line*
Second Year
SIDELINE



Coleman Hutzler
*Special Teams
Coordinator/
Linebackers*
Second Year
SIDELINE



Travaris Robinson
*Defensive
Coordinator/
Defensive Backs*
Second Year
SIDELINE



Pat Washington
Tight Ends
Second Year
PRESS BOX



Bryan McClendon
*Co-Offensive
Coordinator/
Wide Receivers*
Second Year
SIDELINE



Kurt Roper
*Co-Offensive
Coordinator/
Quarterbacks*
Second Year
PRESS BOX



Eric Wolford
Offensive Line
Second Year
SIDELINE

2017 South Carolina Statistics

	SC	OPP
SCORING	176	135
Points Per Game	25.1	19.3
Points Off Turnovers	59	3
FIRST DOWNS	121	142
Rushing	49	54
Passing	68	79
Penalty	4	9
RUSHING YARDAGE	776	994
Yards gained rushing	934	1181
Yards lost rushing	158	187
Rushing Attempts	215	267
Average Per Rush	3.6	3.7
Average Per Game	110.9	142.0
TDs Rushing	5	8
PASSING YARDAGE	1585	1626
Comp-Att-Int	129-214-4	148-238-6
Average Per Pass	7.4	6.8
Average Per Catch	12.3	11.0
Average Per Game	226.4	232.3
TDs Passing	12	6
TOTAL OFFENSE	2361	2620
Total Plays	429	505
Average Per Play	5.5	5.2
Average Per Game	337.3	374.3
KICK RETURNS: #-Yards	19-465	12-234
PUNT RETURNS: #-Yards	12-107	6-53
INT RETURNS: #-Yards	6-97	4-23
KICK RETURN AVERAGE	24.5	19.5
PUNT RETURN AVERAGE	8.9	8.8
INT RETURN AVERAGE	16.2	5.8
FUMBLES-LOST	6-2	10-7
PENALTIES-Yards	31-228	35-229
Average Per Game	32.6	32.7
PUNTS-Yards	29-1264	33-1489
Average Per Punt	43.6	45.1
Net punt average	41.1	39.5
KICKOFFS-Yards	37-2348	34-1979
Average Per Kick	63.5	58.2
Net kick average	40.2	35.0
TIME OF POSSESSION/Game	28:46	31:14
3RD-DOWN Conversions	35/92	45/106
3rd-Down Pct	38%	42%
4TH-DOWN Conversions	3/8	3/6
4th-Down Pct	38%	50%
SACKS BY-Yards	17-115	17-114
MISC YARDS	13	0
TOUCHDOWNS SCORED	22	14
FIELD GOALS-ATTEMPTS	8-17	13-16
ON-SIDE KICKS	0-0	0-0
RED-ZONE SCORES	(15-19) 79%	(20-26) 77%
RED-ZONE TOUCHDOWNS	(8-19) 42%	(12-26) 46%
PAT-ATTEMPTS	(20-22) 91%	(12-12) 100%
ATTENDANCE	233730	249557
Games/Avg Per Game	3/77910	3/83186
Neutral Site Games		1/50367

SCORE BY QUARTERS	1st	2nd	3rd	4th	Total
South Carolina	23	48	54	51	176
Opponents	36	41	16	42	135

RUSHING	G	Att	Gain	Loss	Net	Avg	TD	Long	Avg/G
Ty'Son Williams	7	60	337	9	328	5.5	1	35	46.9
Rico Dowdle	7	60	219	13	206	3.4	1	13	29.4
A.J. Turner	7	34	153	7	146	4.3	1	20	20.9
Mon Denson	7	12	39	0	39	3.2	0	8	5.6
Deebo Samuel	3	2	30	0	30	15.0	1	25	10.0
Hayden Hurst	7	4	19	1	18	4.5	1	13	2.6
Jake Bentley	7	37	125	111	14	0.4	0	24	2.0
Bryan Edwards	7	1	11	0	11	11.0	0	11	1.6
Randreous Davis	6	1	1	0	1	1.0	0	1	0.2
TEAM	5	4	0	17	-17	-4.2	0	0	-3.4
Total.....	7	215	934	158	776	3.6	5	35	110.9
Opponents.....	7	267	1181	187	994	3.7	8	54	142.0

PASSING	G	Effic	Cmp-Att-Int	Pct	Yds	TD	Lng	Avg/G
Jake Bentley	7	138.56	129-212-4	60.8	1585	12	68	226.4
TEAM	5	0.00	0-2-0	0.0	0	0	0	0.0
Total.....	7	137.26	129-214-4	60.3	1585	12	68	226.4
Opponents.....	7	122.85	148-238-6	62.2	1626	6	61	232.3

RECEIVING	G	No.	Yds	Avg	TD	Long	Avg/G
Bryan Edwards	7	33	420	12.7	1	41	60.0
Hayden Hurst	7	19	297	15.6	2	62	42.4
Deebo Samuel	3	15	250	16.7	3	68	83.3
Shi Smith	7	15	190	12.7	1	45	27.1
OrTre Smith	7	12	153	12.8	3	28	21.9
Rico Dowdle	7	8	96	12.0	1	34	13.7
A.J. Turner	7	7	43	6.1	0	10	6.1
Ty'Son Williams	7	7	27	3.9	1	8	3.9
Jacob August	7	4	42	10.5	0	19	6.0
Randreous Davis	6	3	32	10.7	0	13	5.3
Chad Terrell	7	3	20	6.7	0	9	2.9
K.C. Crosby	6	2	11	5.5	0	6	1.8
Kiel Pollard	7	1	4	4.0	0	4	0.6
Total.....	7	129	1585	12.3	12	68	226.4
Opponents.....	7	148	1626	11.0	6	61	232.3

PUNT RETURNS	No.	Yds	Avg	TD	Long
Chris Lammons	12	107	8.9	0	26
Total.....	12	107	8.9	0	26
Opponents.....	6	53	8.8	0	29

INTERCEPTIONS	No.	Yds	Avg	TD	Long
Skai Moore	2	51	25.5	1	34
Keisean Nixon	1	45	45.0	1	45
JaMarcus King	1	0	0.0	0	0
Jamyest Williams	1	1	1.0	0	1
Bryson Allen-Williams	1	0	0.0	0	0
Total.....	6	97	16.2	2	45
Opponents.....	4	23	5.8	0	19

2017 South Carolina Statistics

KICK RETURNS	No.	Yds	Avg	TD	Long
A.J. Turner	9	143	15.9	0	28
Rashad Fenton	4	94	23.5	0	31
K.C. Crosby	3	13	4.3	0	6
Deebo Samuel	2	194	97.0	2	97
Rico Dowdle	1	21	21.0	0	21
Total.....	19	465	24.5	2	97
Opponents.....	12	234	19.5	0	42

FUMBLE RETURNS	No.	Yds	Avg	TD	Long
T.J. Brunson	1	73	73.0	1	73
Total.....	1	73	73.0	1	73
Opponents.....	0	0	0.0	0	0

----- PATs -----									
SCORING	TD	FGs	Kick	Rush	Rcv	Pass	DXP	Saf	Points
Deebo Samuel	6	0-0	0-0	0-0	0	0-0	0	0	36
Parker White	0	7-14	10-10	0-0	0	0-0	0	0	31
Hayden Hurst	3	0-0	0-0	0-0	0	0-0	0	0	18
OrTre Smith	3	0-0	0-0	0-0	0	0-0	0	0	18
Alexander Woznick	0	1-3	10-11	0-0	0	0-0	0	0	13
Rico Dowdle	2	0-0	0-0	0-0	0	0-0	0	0	12
Ty'Son Williams	2	0-0	0-0	0-0	0	0-0	0	0	12
A.J. Turner	1	0-0	0-0	0-0	0	0-0	0	0	6
Bryan Edwards	1	0-0	0-0	0-0	0	0-0	0	0	6
Shi Smith	1	0-0	0-0	0-0	0	0-0	0	0	6
Keisean Nixon	1	0-0	0-0	0-0	0	0-0	0	0	6
Skai Moore	1	0-0	0-0	0-0	0	0-0	0	0	6
T.J. Brunson	1	0-0	0-0	0-0	0	0-0	0	0	6
TEAM	0	0-0	0-1	0-0	0	0-0	0	0	0
Total.....	22	8-17	20-22	0-0	0	0-0	0	0	176
Opponents.....	14	13-16	12-12	0-0	0	0-2	0	0	135

FIELD GOALS	M-A	Pct	01-19	20-29	30-39	40-49	50+	Lg	Blk
Alexander Woznick	1-3	33.3	0-0	0-0	1-2	0-1	0-0	32	0
Parker White	7-14	50.0	0-0	3-3	3-4	1-5	0-2	47	0

FG SEQUENCE	South Carolina	Opponents
NC State	-	29
Missouri	33,(32)	(43),25,(22)
Kentucky	52,54,42	(27),(44),(21)
Louisiana Tech	34,46,(31)	(33),43,(52),(25)
Texas A&M	46,(29)	(46)
Arkansas	49,(33),49,(29)	(48)
Tennessee	(47),(21),(36)	(29),(33),(24)

Numbers in (parentheses) indicate field goal was made.

PUNTING	No.	Yds	Avg	Long	TB	FC	I20	50+	Blkd
Joseph Charlton	29	1264	43.6	73	1	6	6	10	0
Total.....	29	1264	43.6	73	1	6	6	10	0
Opponents.....	33	1489	45.1	72	4	9	9	9	0

KICKOFFS	No.	Yds	Avg	TB	OB	Retn	Net	YdLn
Parker White	35	2238	63.9	25	0			
Michael Almond	1	45	45.0	0	0			
Alexander Woznick	1	65	65.0	0	0			
Total.....	37	2348	63.5	25	0	234	40.2	24
Opponents.....	34	1979	58.2	13	1	465	35.0	30

TOTAL OFFENSE	G	Plays	Rush	Pass	Total	Avg/G
Jake Bentley	7	249	14	1585	1599	228.4
Ty'Son Williams	7	60	328	0	328	46.9
Rico Dowdle	7	60	206	0	206	29.4
A.J. Turner	7	34	146	0	146	20.9
Mon Denson	7	12	39	0	39	5.6
Deebo Samuel	3	2	30	0	30	10.0
Hayden Hurst	7	4	18	0	18	2.6
Bryan Edwards	7	1	11	0	11	1.6
Randreous Davis	6	1	1	0	1	0.2
TEAM	5	6	-17	0	-17	-3.4
Total.....	7	429	776	1585	2361	337.3
Opponents.....	7	505	994	1626	2620	374.3

ALL PURPOSE	G	Rush	Rec	PR	KOR	IR	Tot	Avg/G
Deebo Samuel	3	30	250	0	194	0	474	158.0
Bryan Edwards	7	11	420	0	0	0	431	61.6
Ty'Son Williams	7	328	27	0	0	0	355	50.7
A.J. Turner	7	146	43	0	143	0	332	47.4
Rico Dowdle	7	206	96	0	21	0	323	46.1
Hayden Hurst	7	18	297	0	0	0	315	45.0
Shi Smith	7	0	190	0	0	0	190	27.1
OrTre Smith	7	0	153	0	0	0	153	21.9
Chris Lammons	7	0	0	107	0	0	107	15.3
Rashad Fenton	7	0	0	0	94	0	94	13.4
Skai Moore	7	0	0	0	0	51	51	7.3
Keisean Nixon	6	0	0	0	0	45	45	7.5
Jacob August	7	0	42	0	0	0	42	6.0
Mon Denson	7	39	0	0	0	0	39	5.6
Randreous Davis	6	1	32	0	0	0	33	5.5
K.C. Crosby	6	0	11	0	13	0	24	4.0
Chad Terrell	7	0	20	0	0	0	20	2.9
Jake Bentley	7	14	0	0	0	0	14	2.0
Kiel Pollard	7	0	4	0	0	0	4	0.6
Jamyest Williams	7	0	0	0	0	1	1	0.1
TEAM	5	-17	0	0	0	0	-17	-3.4
Total.....	7	776	1585	107	465	97	3030	432.9
Opponents.....	7	994	1626	53	234	23	2930	418.6

2017 South Carolina Defensive Statistics

No.	PLAYER	GP	-----Tackles-----			TFL/Yds	-Sacks-		---Pass Def---		--Fumbles--		Blkd	Saf
			Solo	Ast	Total		No-Yards	Int-Yds	BrUp	QBH	Rcv-Yds	FF	Kick	
6	T.J. Brunson	7	31	25	56	2.5-7	2-73	.	.	.
10	Skai Moore	7	32	19	51	6.0-21	2.0-12	2-51	.	3
3	Chris Lammons	7	30	10	40	3.0-8	.	.	1	.	.	1	.	.
8	D.J. Wonnum	7	22	12	34	8.5-34	4.0-23	.	2	1
24	D.J. Smith	7	23	10	33	0.5-1	.	.	3
21	Jamyest Williams	7	23	5	28	2.0-2	.	1-1	1	1	1-0	.	.	.
16	Rashad Fenton	7	25	1	26	.	.	.	3	.	1-0	.	.	.
7	JaMarcus King	7	21	4	25	.	.	1-0	6
90	Taylor Stallworth	7	10	13	23	2.5-6	.	.	1	3
95	Dante Sawyer	6	13	7	20	5.0-41	3.0-38	.	1	3	.	4	.	.
5	Keir Thomas	7	7	12	19	3.0-7	2.0-3	.	.	3	.	1	.	.
93	Ulric Jones	7	9	5	14	1.0-8	1.0-8	.	1	2
44	Sherrod Greene	7	12	2	14
35	Daniel Fennell	7	9	5	14	2.5-11	2.0-10
15	Aaron Sterling	7	6	5	11	1.0-2	.	.	.	1
4	Bryson Allen-Williams	3	5	5	10	3.0-15	2.0-14	1-0	1	1	1-0	.	.	.
97	Kobe Smith	7	3	5	8	1.5-2
99	Javon Kinlaw	7	2	3	5	1.0-5	.	.	2	.	.	.	1	.
11	Eldridge Thompson	7	4	.	4
29	Antoine Wilder	4	3	.	3	1.0-7	1.0-7
9	Keisean Nixon	6	3	.	3	.	.	1-45	.	.	1-0	.	.	.
22	Steven Montac	4	2	.	2	.	.	.	1
25	A.J. Turner	7	1	1	2
34	Mon Denson	7	1	1	2
17	Javon Charleston	7	1	.	1	.	.	.	1	.	1-0	.	.	.
13	Shi Smith	7	1	.	1
19	Brad Johnson	5	1	.	1	1
43	Parker White	7	1	.	1
81	Hayden Hurst	7	.	1	1
42	Alexander Woznick	4	1	.	1
19	Jake Bentley	7	1	.	1
91	Shameik Blackshear	3	.	1	1
	Total.....	7	303	152	455	44-177	17-115	6-97	24	19	7-73	6	1	.
	Opponents.....	7	267	148	415	38.0-159	17-114	4-23	22	12	2-0	5	.	.

2017 South Carolina Defensive Statistics

TOTAL TACKLES	UA-A	TOT	NCSU	MIZ	UK	LT	A&M	ARK	UT	VU	UGA	UF	WOF	CU
T.J. Brunson	31-25	56	7-9	5-1	4-8	7-1	3-1	2-1	3-4					
Skai Moore	32-19	51	2-6	5-2	6-1	8-4	4-2	2-0	5-4					
Chris Lammons	30-10	40	4-4	5-1	5-2	5-0	4-3	4-0	3-0					
D.J. Wonnum	22-12	34	3-5	2-1	5-2	0-3	2-1	4-0	6-0					
D.J. Smith	23-10	33	6-1	3-1	3-3	2-1	6-2	1-0	2-2					
Jamyest Williams	23-5	28	2-0	5-1	3-1	2-2	9-1	1-0	1-0					
Rashad Fenton	25-1	26	5-1	2-0	-	4-0	7-0	4-0	3-0					
JaMarcus King	21-4	25	6-1	3-1	2-1	1-1	3-0	3-0	3-0					
Taylor Stallworth	10-13	23	1-7	2-1	0-3	3-0	2-1	1-0	1-1					
Dante Sawyer	13-7	20	3-4	2-1	4-2	DNP	1-0	2-0	1-0					
Keir Thomas	7-12	19	2-3	1-1	1-4	0-1	1-0	1-3	1-0					
Daniel Fennell	9-5	14	1-1	1-1	3-0	2-1	1-0	-	1-2					
Ulric Jones	9-5	14	1-2	-	0-1	2-0	3-0	2-0	1-2					
Sherrod Greene	12-2	14	1-1	1-0	3-0	-	3-0	3-1	1-0					
Aaron Sterling	6-5	11	0-2	2-0	1-1	0-1	3-0	-	0-1					
Bryson Allen-Williams	5-5	10	2-3	2-1	1-1	DNP	DNP	DNP	DNP					
Kobe Smith	3-5	8	1-0	-	1-0	0-1	1-1	0-1	0-2					
Javon Kinlaw	2-3	5	-	0-1	1-0	-	-	1-2	-					
Eldridge Thompson	4-0	4	1-0	-	-	-	1-0	2-0	-					
Keisean Nixon	3-0	3	DNP	-	-	-	1-0	2-0	-					
Antoine Wilder	3-0	3	-	DNP	DNP	DNP	-	1-0	2-0					
Steven Montac	2-0	2	-	DNP	DNP	DNP	-	2-0	-					
A.J. Turner	1-1	2	0-1	-	-	-	-	-	1-0					
Mon Denson	1-1	2	-	-	-	-	-	1-0	0-1					
Parker White	1-0	1	-	-	-	1-0	-	-	-					
Alexander Woznick	1-0	1	-	-	-	DNP	DNP	1-0	DNP					
Shi Smith	1-0	1	-	-	1-0	-	-	-	-					
Shameik Blackshear	0-1	1	DNP	DNP	DNP	-	DNP	-	0-1					
Hayden Hurst	0-1	1	0-1	-	-	-	-	-	-					
Brad Johnson	1-0	1	DNP	DNP	-	-	-	1-0	-					
Jake Bentley	1-0	1	-	-	-	1-0	-	-	-					
Javon Charleston	1-0	1	-	-	-	-	1-0	-	-					

2017 South Carolina Statistics

Team	Score	1st	Rushing	Passing	Total Offense	Punts	Fumbles	Penalties	KO Ret.	Punt Ret.	Int. Ret.	3rd	Time of
		Downs	No-Yds-TD	C-A-I-Yds-TD	Play-Yds-TD	No-Avg	No-Lost	No-Yds	No-Yds	No-Yds	No-Yds	Dns	Poss
NC State	28	29	35-89-2	45-64-0-415-2	99-504-4	4-49.0	2-2	8-65	5-286	3-40	1-0	9-20	36:41
SC	35	12	21-31-1	17-29-1-215-3	50-246-4	6-46.7	0-0	6-45	6-388	3-26	0-0	5-12	23:19
SC	31	20	40-172-2	18-28-0-187-1	68-359-3	5-42.2	0-0	4-29	2-120	0-0	2-1	8-15	37:36
Missouri	13	21	37-178-0	14-32-2-245-1	69-423-1	4-43.8	1-1	4-24	2-47	1-4	0-0	5-14	22:24
Kentucky	23	20	47-184-2	16-26-1-169-0	73-353-2	4-44.5	1-1	4-10	1-16	0-0	2-4	9-16	36:49
SC	13	14	20-54-0	24-37-2-304-2	57-358-2	3-40.7	0-0	7-45	6-53	2-14	1-17	3-12	23:11
La. Tech	16	17	28-80-0	23-33-1-281-1	61-361-1	2-43.5	0-0	3-18	2-50	0-0	1-19	6-13	30:52
SC	17	23	32-143-1	22-35-1-295-1	67-438-2	2-40.5	3-1	1-15	2-27	1-10	1-0	8-14	29:08
SC	17	14	23-26-0	17-30-0-256-2	56-279-2	7-44.3	1-1	2-10	3-72	1-3	0-0	2-13	25:53
Texas A&M	24	20	49-237-3	19-27-0-159-0	76-396-3	8-40.5	2-1	5-47	2-10	1-(-1)	0-0	7-16	34:07
Arkansas	22	19	32-106-1	20-37-2-224-2	69-330-3	5-35.0	2-2	4-25	2-51	0-0	0-0	6-14	30:25
SC	48	19	36-159-0	16-31-0-199-3	67-358-3	2-49.5	1-0	3-25	1-28	1-5	2-79	4-13	29:35
SC	15	19	40-194-1	15-24-0-129-0	64-323-1	4-40.0	0-0	8-59	1-24	4-49	0-0	5-13	32:42
Tennessee	9	16	39-120-0	11-19-0-133-0	58-253-0	6-52.3	2-0	7-40	1-21	1-10	0-0	3-13	27:18
Vanderbilt													
SC													
SC													
Georgia													
Florida													
SC													
Wofford													
SC													
Clemson													
SC													

2017 South Carolina Game-by-Game Starters

South Carolina Offense

POS.	NCSU	MIZZOU	UK	LA TECH	TAMU	ARK	TENN	VANDY	UGA	FLORIDA	WOFF	CLEMSON
WR	Samuel	Samuel	Samuel	O. Smith	O. Smith	O. Smith	O. Smith					
WR	Edwards	Edwards	Edwards	Edwards	Edwards	Edwards	Edwards					
WR	August (TE)	S. Smith	S. Smith	August (TE)	S. Smith	Crosby (TE)	August (TE)					
TE	Hurst	Hurst	Hurst	Hurst	Hurst	Hurst	Hurst					
LT	Young	Young	Daley	Daley	Daley	Daley	Daley					
LG	Stanley	Stanley	Stanley	Stanley	Hutcherson	Hutcherson	Hutcherson					
OC	Knott	Knott	Knott	Knott	Knott	Knott	Knott					
RG	Helms	Helms	Helms	Helms	Stanley	Stanley	Stanley					
RT	Bailey	Bailey	Bailey	Young	Young	Park	Camper					
QB	Bentley	Bentley	Bentley	Bentley	Bentley	Bentley	Bentley					
TB	Dowdle	Dowdle	Dowdle	Williams	Williams	Turner	Dowdle					

South Carolina Defense

POS.	NCSU	MIZZOU	UK	LA TECH	TAMU	ARK	TENN	VANDY	UGA	FLORIDA	WOFF	CLEMSON
DE	Sawyer	Sawyer	Thomas	Thomas	Thomas	Thomas	Thomas					
DT	Stallworth	Stallworth	Stallworth	Stallworth	Stallworth	Stallworth	Stallworth					
DT	Jones	-	Sawyer	Kinlaw	J. Kinlaw	J. Kinlaw	J. Kinlaw					
DE	Wonnum	Wonnum	Wonnum	Wonnum	Wonnum	Wonnum	Wonnum					
LB	Brunson	Brunson	Brunson	Brunson	Brunson	Brunson	Brunson					
LB	Allen-Williams	Allen-Williams	Allen-Williams	-	-	Greene	-					
LB	Moore	Moore	Moore	Moore	Moore	Moore	Moore					
CB	King	King	King	King	King	King	King					
S	D.J. Smith	D.J. Smith	D.J. Smith	D.J. Smith	D.J. Smith	D.J. Smith	D.J. Smith					
S	Lammons	Lammons	Lammons	Lammons	Lammons	Lammons	Lammons					
CB	Fenton	Fenton	Fenton	Fenton	Fenton	Fenton	Fenton					
NIK	-	J. Williams	-	J. Williams	J. Williams	-	J. Williams					

2017 South Carolina Individual Statistics

Individual Rushing (Att-Yds/TD)

PLAYER	TOT	NCSU	MIZZOU	UK	LA TECH	TAMU	ARK	TENN	VANDY	UGA	FLORIDA	WOFF	CLEMSON
Ty'Son Williams	60-328/1	-	14-78/0	-	13-95/1	14-73/0	8-35/0	11-47/0					
Rico Dowdle	60-206/1	12-27/1	14-48/0	8-23/0	9-32/0	2-(-4)/0	11-61/0	4-19/0					
A.J. Turner	34-146/1	1-2/0	5-16/0	5-12/0	3-10/0	1-0/0	5-20/0	14-86/1					
Mon Denson	12-39/0	-	-	-	-	-	8-25/0	4-14/0					
Deebo Samuel	2-30/1	1-5/0	1-25/1	-	DNP	DNP	DNP	DNP					
Hayden Hurst	4-18/1	-	1-2/1	-	-	-	2-12/0	1-4/0					
Jake Bentley	37-14/0	5-1/0	4-5/0	7-19/0	5-16/0	9-(-46)/0	1-(-5)/0	6-24/0					
Bryan Edwards	1-11/0	-	-	-	-	-	1-11/0	-					
Randrecous Davis	1-1/0	DNP	-	-	1-1/0	-	-	-					
TEAM	4-(-17)/0	2-(-4)/0	1-(-2)/0	-	1-(-11)/0	-	-	-					

Individual Passing (Cmp-Att-Int-Yds-TD)

BENTLEY	
N.C. State	17-29-1-215-3
Missouri	18-28-0-187-1
Kentucky	24-36-2-304-2
Louisiana Tech	22-34-1-295-1
Texas A&M	17-30-0-256-2
Arkansas	16-31-0-199-3
Tennessee	15-24-0-194-0
Vanderbilt	
Georgia	
Florida	
Wofford	
Clemson	

Individual Receiving (Rec-Yds/TD)

PLAYER	TOT	NCSU	MIZZOU	UK	LA TECH	TAMU	ARK	TENN	VANDY	UGA	FLORIDA	WOFF	CLEMSON
Bryan Edwards	33-420/1	5-55/0	5-35/0	5-57/0	6-122/0	4-68/0	2-20/1	6-63/0					
Hayden Hurst	19-297/2	1--2/0	3-69/1	4-39/0	3-39/0	6-76/0	2-76/1	-					
Deebo Samuel	15-250/3	5-83/2	5-45/0	5-122/1	DNP	DNP	DNP	DNP					
Shi Smith	15-190/1	3-23/0	4-22/0	1-25/0	1-14/0	3-86/1	2-16/0	1-4/0					
OrTre Smith	12-153/3	-	-	1-9/1	2-36/1	3-28/1	3-40/0	3-40/0					
Rico Dowdle	8-96/1	2-51/1	1-16/0	3-25/0	1-4/0	-	1-0/0	-					
A.J. Turner	7-43/0	-	-	1-6/0	3-23/0	-	2-14/0	1-0/0					
Jacob August	4-42/0	-	-	-	1-14/0	-	1-19/0	2-9/0					
Randrecous Davis	3-32/0	DNP	-	1-9/0	2-23/0	-	-	-					
Ty'Son Williams	7-27/1	1-5/0	-	2-7/0	2-14/0	1--2/0	1-3/1	-					
Chad Terrell	3-20/0	-	-	1-5/0	1-6/0	-	-	1-9/0					
K.C. Crosby	2-11/0	-	-	-	-	-	2-11/0	DNP					
Kiel Pollard	1-4/0	-	-	-	-	-	-	1-4/0					

Game-by-Game Leaders

Opponent	Rushing	Passing	Receiving (No.)	Receiving (Yds.)	Tackles
N.C. State	Dowdle 12-27/1	Bentley 17-29-1-215-3	Samuel 5-83-2/Edwards 5-55-0	Samuel 5-83-2	Brunson 7-9-16
Missouri	T. Williams 14-79/0	Bentley 18-28-0-187-1	Samuel 5-45-0/Edwards 5-35-0	Samuel 5-45-0	Moore 5-2-7
Kentucky	Dowdle 8-23/0	Bentley 24-36-2-304-2	Samuel 5-122-1/Edwards 5-57-0	Samuel 5-122-1	Brunson 4-8-12
Louisiana Tech	T. Williams 13-95/1	Bentley 22-34-1-295-1	Edwards 6-122-0	Edwards 6-122-0	Moore 8-4-12
Texas A&M	T. Williams 14-77/0	Bentley 17-30-0-256-2	Hurst 6-76-0	S. Smith 3-86-1	J. Williams 9-1-10
Arkansas	Dowdle 11-61/0	Bentley 16-31-0-199-3	O. Smith 3-40-0	Hurst 2-76-1	Five tied with 4
Tennessee	Turner 14-86/1	Bentley 15-24-0-129-0	Edwards 6-63-0	Edwards 6-63-0	Moore 5-4-9
Vanderbilt					
Georgia					
Florida					
Wofford					
Clemson					

2017 Scoring Drives

South Carolina

N.C. State	Qtr	Plays	Yards	TOP	Result
Dowdle 34-yard pass from Bentley	1	14	75	5:51	TD
Samuel 6-yard pass from Bentley	2	8	40	3:18	TD
Samuel 39-yard pass from Bentley	3	3	51	1:25	TD
Dowdle 7-yard run	3	2	13	1:16	TD
Missouri					
Samuel 25-yard run	2	1	25	0:09	TD
Hurst 39-yard pass from Bentley	3	9	80	4:26	TD
Woznick 32-yard field goal	3	11	58	6:06	FG
Hurst 2-yard run	4	7	44	2:50	TD
Kentucky					
Samuel 68-yard pass from Bentley	1	1	68	0:13	TD
O. Smith 9-yard pass from Bentley	4	7	77	2:33	TD
Louisiana Tech					
O. Smith 28-yard pass from Bentley	4	16	97	6:06	TD
T. Williams 35-yard run	4	2	74	0:40	TD
White 31-yard field goal	4	6	65	0:47	FG
Texas A&M					
S. Smith 45-yard pass from Bentley	2	5	75	2:00	TD
White 29-yard field goal	2	6	39	2:30	FG
O. Smith 13-yard pass from Bentley	3	6	80	2:17	TD
Arkansas					
White 33-yard field goal	1	4	0	1:27	FG
Hurst 62-yard pass from Bentley	2	2	65	0:45	TD
Edwards 18-yard pass from Bentley	2	8	69	1:54	TD
White 29-yard field goal	3	9	50	3:49	FG
T. Williams 3-yard pass from Bentley	4	11	60	5:37	TD
Tennessee					
White 47-yard field goal	2	6	30	3:06	FG
Turner 20-yard run	3	12	95	6:28	TD
White 21-yard field goal	4	16	72	9:10	FG
White 36-yard field goal	4	8	28	3:12	FG

Opponents

N.C. State	Qtr	Plays	Yards	TOP	Result
Finley 6-yard run	1	14	75	5:51	TD
Hines 2-yard run	1	9	75	3:07	TD
Meyers 4-yard pass from Finley	2	10	79	1:38	TD
Samuels 1-yard pass from Finley	4	9	46	3:33	TD
Missouri					
McCann 43-yard field goal	1	14	54	3:51	FG
Reese 61-yard pass from Lock	1	1	61	0:11	TD
McCann 22-yard field goal	3	9	73	2:04	FG
Kentucky					
Snell 5-yard run	1	13	75	6:33	TD
Snell 1-yard run	2	11	67	5:32	TD
MacGinnis 27-yard field goal	3	12	42	5:29	FG
MacGinnis 44-yard field goal	4	6	49	3:23	FG
MacGinnis 21-yard field goal	4	9	77	4:19	FG
Louisiana Tech					
Barnes 33-yard field goal	1	14	64	7:15	FG
Barnes 52-yard field goal	2	4	7	1:43	FG
Veal 3-yard pass from Smith	3	12	75	6:06	TD
Barnes 25-yard field goal	4	10	84	3:57	FG
Texas A&M					
Williams 1-yard run	2	10	55	4:33	TD
LaCamera 46-yard field goal	3	12	55	5:01	FG
Ford 7-yard run	4	7	55	2:26	TD
Ford 17-yard run	4	5	46	2:12	TD
Arkansas					
Limpert 48-yard field goal	1	8	45	3:15	FG
Jones 5-yard pass from Allen	2	12	75	5:49	TD
Williams 4-yard run	4	10	75	4:11	TD
Nance 34-yard pass from Kelley	4	5	58	1:53	TD
Tennessee					
Cimaglia 29-yard field goal	1	7	46	3:33	FG
Cimaglia 33-yard field goal	1	14	80	6:32	FG
Cimaglia 24-yard field goal	2	11	51	4:41	FG

2017 Explosive Plays

Running Plays (15+ Yards)

No.	Yds	Rusher	Opponent	Qtr	Play Result	Drive Result
1.	25	Samuel	Missouri	2	TD	TD
2.	32	T. Williams	Missouri	4	First Down	TD
3.	35	T. Williams	Louisiana Tech	4	TD	TD
4.	24	Bentley	Louisiana Tech	4	First Down	FG
5.	34	T. Williams	Texas A&M	3	First Down	TD
6.	18	T. Williams	Arkansas	3	First Down	TD
7.	19	T. Williams	Tennessee	2	First Down	FG
8.	20	Turner	Tennessee	3	TD	TD

Passing Plays (20+ Yards)

No.	Yds	Connection	Opponent	Qtr	Play Result	Drive Result
1.	34	Bentley-Dowdle	N.C. State	1	TD	TD
2.	26	Bentley-Edwards	N.C. State	2	First Down	TD
3.	39	Bentley-Samuel	N.C. State	3	TD	TD
4.	39	Bentley-Hurst	Missouri	3	TD	TD
5.	22	Bentley-Hurst	Missouri	3	First Down	FG
6.	68	Bentley-Samuel	Kentucky	1	TD	TD
7.	22	Bentley-Samuel	Kentucky	2	First Down	Punt
8.	25	Bentley-S. Smith	Kentucky	4	First Down	TD
9.	39	Bentley-Edwards	Kentucky	4	First Down	TD
10.	23	Bentley-Edwards	Louisiana Tech	3	First Down	Fumble
11.	28	Bentley-O. Smith	Louisiana Tech	4	First Down	TD
12.	39	Bentley-Edwards	Louisiana Tech	4	First Down	TD
13.	41	Bentley-Edwards	Louisiana Tech	4	First Down	FG
14.	27	Bentley-Hurst	Texas A&M	2	First Down	TD
15.	45	Bentley-S. Smith	Texas A&M	2	TD	TD
16.	25	Bentley-Hurst	Texas A&M	2	First Down	FG
17.	25	Bentley-Edwards	Texas A&M	2	First Down	Fumble
18.	21	Bentley-Edwards	Texas A&M	2	First Down	Fumble
19.	29	Bentley-S. Smith	Texas A&M	3	First Down	TD
20.	62	Bentley-Hurst	Arkansas	2	TD	TD
21.	23	Bentley-O. Smith	Arkansas	2	First Down	Miss FG

Kick Returns (30+ yards)

Yds	Returner	Opponent	Qtr	Drive Result
97	Samuel	N.C. State	1	TD
97	Samuel	Missouri	2	TD
31	Fenton	Texas A&M	4	Punt

Punt Returns (20+ yards)

Yds	Returner	Opponent	Qtr	Drive Result
26	Lammons	N.C. State	3	TD
21	Lammons	Tennessee	4	FG

INT/Fumble Returns (20+ yards)

Yds	Returner	Opponent	Qtr	Play	Drive Result
34	Moore	Arkansas	3	INT	TD
73	Brunson	Arkansas	3	Fumble	TD
45	Nixon	Arkansas	4	INT	TD

Special Teams/Defensive Scores

Yds	Player	Opponent	Qtr	Play
97	Samuel	N.C. State	1	KOR
97	Samuel	Missouri	2	KOR
34	Moore	Arkansas	3	INT
73	Brunson	Arkansas	3	Fumble
45	Nixon	Arkansas	4	INT

2017 Game Highs

Carolina Team Game Highs

Rushes	40	at Missouri (Sep 09, 2017)
		at Tennessee (Oct 14, 2017)
Yards Rushing	194	at Tennessee (Oct 14, 2017)
Yards Per Rush	4.8	at Tennessee (Oct 14, 2017)
TD Rushes	2	at Missouri (Sep 09, 2017)
Pass attempts	37	vs Kentucky (Sep 16, 2017)
Pass completions	24	vs Kentucky (Sep 16, 2017)
Yards Passing	304	vs Kentucky (Sep 16, 2017)
Yards Per Pass	8.5	at Texas A&M (Sep 30, 2017)
TD Passes	3	vs NC State (Sep 02, 2017)
		vs Arkansas (Oct 07, 2017)
Total Plays	68	at Missouri (Sep 09, 2017)
Total Offense	438	vs Louisiana Tech (Sep 23, 2017)
Yards Per Play	6.5	vs Louisiana Tech (Sep 23, 2017)
Points	48	vs Arkansas (Oct 07, 2017)
Sacks By	7	at Tennessee (Oct 14, 2017)
First Downs	23	vs Louisiana Tech (Sep 23, 2017)
Penalties	8	at Tennessee (Oct 14, 2017)
Penalty Yards	59	at Tennessee (Oct 14, 2017)
Turnovers	2	vs Kentucky (Sep 16, 2017)
		vs Louisiana Tech (Sep 23, 2017)
Interceptions By	2	at Missouri (Sep 09, 2017)
		vs Arkansas (Oct 07, 2017)
Punts	7	at Texas A&M (Sep 30, 2017)
Punting Avg	49.5	vs Arkansas (Oct 07, 2017)
Long Punt	73	at Missouri (Sep 09, 2017)
Punts inside 20	1	6 times
Long Punt Return	26	vs NC State (Sep 02, 2017)

Carolina Individual Game Highs

Rushes	14	4 players tied
TD Rushes	1	5 players tied
Long Rush	35	Ty'Son Williams vs Louisiana Tech (Sep 23, 2017)
Pass attempts	36	Jake Bentley vs Kentucky (Sep 16, 2017)
Pass completions	24	Jake Bentley vs Kentucky (Sep 16, 2017)
Yards Passing	304	Jake Bentley vs Kentucky (Sep 16, 2017)
TD Passes	3	Jake Bentley vs NC State (Sep 02, 2017)
		Jake Bentley vs Arkansas (Oct 07, 2017)
Long Pass	68	Jake Bentley vs Kentucky (Sep 16, 2017)
Receptions	6	Bryan Edwards vs Louisiana Tech (Sep 23, 2017)
		Hayden Hurst at Texas A&M (Sep 30, 2017)
		Bryan Edwards at Tennessee (Oct 14, 2017)
Yards Receiving	122	Deebo Samuel vs Kentucky (Sep 16, 2017)
		Bryan Edwards vs Louisiana Tech (Sep 23, 2017)
TD Receptions	2	Deebo Samuel vs NC State (Sep 02, 2017)
Long Reception	68	Deebo Samuel vs Kentucky (Sep 16, 2017)
Field Goals	3	Parker White at Tennessee (Oct 14, 2017)
Long Field Goal	47	Parker White at Tennessee (Oct 14, 2017)
Punts	7	Joseph Charlton at Texas A&M (Sep 30, 2017)
Punting Avg	49.5	Joseph Charlton vs Arkansas (Oct 07, 2017)
Long Punt	73	Joseph Charlton at Missouri (Sep 09, 2017)
Punts inside 20	1	Joseph Charlton 6 times
Long Punt Return	26	Chris Lammons vs NC State (Sep 02, 2017)
Long Kickoff Return	97	Deebo Samuel vs NC State (Sep 02, 2017)
		Deebo Samuel at Missouri (Sep 09, 2017)
Tackles	16	T.J. Brunson vs NC State (Sep 02, 2017)
Sacks	2.0	D.J. Wonnum at Tennessee (Oct 14, 2017)
Tackles For Loss	3.0	D.J. Wonnum vs NC State (Sep 02, 2017)
Interceptions	1	6 players tied

Opponent Team Game Highs

Rushes	49	at Texas A&M (Sep 30, 2017)
Yards Rushing	237	at Texas A&M (Sep 30, 2017)
Yards Per Rush	4.8	at Texas A&M (Sep 30, 2017)
TD Rushes	3	at Texas A&M (Sep 30, 2017)
Pass attempts	64	vs NC State (Sep 02, 2017)
Pass completions	45	vs NC State (Sep 02, 2017)
Yards Passing	415	vs NC State (Sep 02, 2017)
Yards Per Pass	8.5	vs Louisiana Tech (Sep 23, 2017)
TD Passes	2	vs NC State (Sep 02, 2017)
		vs Arkansas (Oct 07, 2017)
Total Plays	99	vs NC State (Sep 02, 2017)
Total Offense	504	vs NC State (Sep 02, 2017)
Yards Per Play	6.1	at Missouri (Sep 09, 2017)
Points	28	vs NC State (Sep 02, 2017)
Sacks By	7	at Texas A&M (Sep 30, 2017)
First Downs	29	vs NC State (Sep 02, 2017)
Penalties	8	vs NC State (Sep 02, 2017)
Penalty Yards	65	vs NC State (Sep 02, 2017)
Turnovers	4	vs Arkansas (Oct 07, 2017)
Interceptions By	2	vs Kentucky (Sep 16, 2017)
Punts	8	at Texas A&M (Sep 30, 2017)
Punting Avg	53.8	at Missouri (Sep 09, 2017)
Long Punt	72	at Tennessee (Oct 14, 2017)
Punts inside 20	3	at Texas A&M (Sep 30, 2017)
Long Punt Return	29	vs NC State (Sep 02, 2017)

Opponent Individual Game Highs

Rushes	32	Benny Snell, vs Kentucky (Sep 16, 2017)
Yards Rushing	102	Benny Snell, vs Kentucky (Sep 16, 2017)
TD Rushes	2	Benny Snell, vs Kentucky (Sep 16, 2017)
		Keith Ford, at Texas A&M (Sep 30, 2017)
Long Rush	54	Stephen Johnson, vs Kentucky (Sep 16, 2017)
Pass attempts	64	Ryan Finley, vs NC State (Sep 02, 2017)
Pass completions	45	Ryan Finley, vs NC State (Sep 02, 2017)
Yards Passing	415	Ryan Finley, vs NC State (Sep 02, 2017)
TD Passes	2	Ryan Finley, vs NC State (Sep 02, 2017)
Long Pass	61	Drew Lock, at Missouri (Sep 09, 2017)
Receptions	15	Jaylen Samuels, vs NC State (Sep 02, 2017)
Yards Receiving	116	Jonathan Nance, vs Arkansas (Oct 07, 2017)
TD Receptions	1	6 players tied
Long Reception	61	Jason Reese, at Missouri (Sep 09, 2017)
Field Goals	3	Austin MacGinnis, vs Kentucky (Sep 16, 2017)
		Jonathan Barnes, vs Louisiana Tech (Sep 23, 2017)
		Brent Cimaglia, at Tennessee (Oct 14, 2017)
Long Field Goal	52	Jonathan Barnes, vs Louisiana Tech (Sep 23, 2017)
Punts	8	Shane Tripucka, at Texas A&M (Sep 30, 2017)
Punting Avg	53.8	Corey Fatony, at Missouri (Sep 09, 2017)
Long Punt	72	Trevor Daniel, at Tennessee (Oct 14, 2017)
Punts inside 20	3	Shane Tripucka, at Texas A&M (Sep 30, 2017)
Long Punt Return	29	Nyheim Hines, vs NC State (Sep 02, 2017)
Long Kickoff Return	42	De'Vion Warren, vs Arkansas (Oct 07, 2017)
Tackles	10	Cale Garrett, at Missouri (Sep 09, 2017)
Sacks	2.0	Otaro Alaka, at Texas A&M (Sep 30, 2017)
		Landis Durham, at Texas A&M (Sep 30, 2017)
Tackles For Loss	5.0	Otaro Alaka, at Texas A&M (Sep 30, 2017)
Interceptions	1	4 players tied

The Last Time It Happened

The Last Time South Carolina...

SHUT OUT AN OPPONENT:
34-0, vs NC State (8/28/08)

WAS SHUT OUT:
18-0, vs. Georgia (9/9/06)

SCORED ON A SAFETY:
vs UCF (9/26/15)

ALLOWED A SAFETY:
at Mississippi State (10/15/11)

FORCED 4+ TURNOVERS:
4, vs. Arkansas (10/7/17)

FORCED 5+ TURNOVERS:
5, vs. Vanderbilt (10/17/15)

FORCED 6+ TURNOVERS:
6, vs. Clemson (11/30/13)

RETURNED A KICKOFF FOR A TD:
Deebo Samuel, 97 yards vs. Missouri (9/9/17)

ALLOWED KICK RET. FOR A TD:
Detrez Newsome, 93 yards vs. Western Carolina (11/19/16)

ALLOWED 2 KICK RET. FOR TDs:
Darrius Sims at Vanderbilt, 91 and 100 yards (9/20/14)

RETURNED A PUNT FOR A TD:
Ace Sanders, 63 yards vs. Michigan (1/1/13)

ALLOWED A PUNT RET. FOR A TD:
Lito Sheppard, Florida, 57 yards (11/11/00)

RETURNED AN INT FOR A TD:
Keisean Nixon, Arkansas, 45 yards (10/7/17)

ALLOWED AN INT FOR A TD:
Tajee Fullwood, 47 yards, USF (12/29/16)

RETURNED A FUMBLE FOR A TD:
T.J. Brunson, 73 yards, Arkansas (10/7/17)

ALLOWED FUMBLE RET. FOR A TD:
Jason LeDoux, LSU, 15 yards (10/18/03)

HAD A DEFENSIVE PLAYER SCORE TWO TOUCHDOWNS IN A GAME:
Melvin Ingram at Georgia, 68-yard fake punt & 5-yard fumble recovery (9/10/11)

SCORED THREE DEFENSIVE TOUCHDOWNS IN A GAME:
vs. Arkansas (10/7/17)

HAD A PLAYER RUSH, PASS AND RECEIVE A TD IN A GAME: Pharoh Cooper, vs. Tennessee (11/1/14)

RAN A FAKE PUNT FOR A TD:
Melvin Ingram, 68 yards at Georgia (9/10/11)

HAD A PLAYER PASS FOR 300+ YDS:
304, Jake Bentley, vs Kentucky (9/16/17)

HAD A PLAYER PASS FOR 350+ YDS:
390, Jake Bentley, vs USF (12/29/16)

HAD A PLAYER PASS FOR 400+ YDS:
402, Dylan Thompson, at Auburn (10/25/14)

HAD A PLAYER PASS FOR 450+ YDS:
473, Steve Taneyhill vs. Mississippi State (10/14/95)

HAD A PLAYER COMP. 30+ PASSES:
32, Jake Bentley vs USF (12/29/16)

HAD A PLAYER ATT. 40+ PASSES:
43, Jake Bentley vs USF (12/29/16)

HAD A PLAYER ATT. 50+ PASSES:
50, Dylan Thompson, at Auburn (10/25/14)

HAD A PLAYER RUSH FOR 150+ YDS:
226, Rico Dowdle vs. Western Carolina (11/19/16)

HAD A PLAYER RUSH FOR 200+ YDS:
226, Rico Dowdle vs. Western Carolina (11/19/16)

HAD A PLAYER RUSH FOR 250+ YDS:
278, Brandon Bennett vs. East Tennessee State (10/5/91)

HAD TWO PLAYERS RUSH FOR 100+ YARDS:
Mike Davis (111) and David Williams (110) vs. Furman (10/18/14)

HAD A PLAYER WITH 150+ YARDS RECEIVING:
190, Deebo Samuel, vs USF (12/29/16)

HAD A PLAYER WITH 200+ YARDS RECEIVING:
233, Pharoh Cooper, vs. Tennessee (11/1/14)

HAD TWO PLAYERS WITH 100 YARDS RECEIVING:
Pharoh Cooper (191) and Jerell Adams (105), vs Citadel (11/21/15)

HAD TWO PLAYERS WITH 10+ RECEPTIONS:
Bruce Ellington (10) and Mike Davis (10), at Missouri (10/26/13)

HAD A PLAYER WITH 500+ YARDS TOTAL OFFENSE:
512, Steve Taneyhill vs. Mississippi State (10/14/95)

HAD A PLAYER RUSH AND PASS FOR 100 YARDS EACH:
Lorenzo Nuñez, vs. UCF, 123 rush, 184 pass (09/26/15)

HAD A PLAYER SCORE 4+ TDs:
5, Sidney Rice vs. FAU (9/23/06)

HAD A PLAYER PASS FOR 4 TDs:
5, Dylan Thompson, at Auburn (10/25/14)

HAD A PLAYER PASS FOR 5 TDs:
5, Dylan Thompson, at Auburn (10/25/14)

HAD A PLAYER RUSH FOR 3 TDs:
3, Mike Davis at Kentucky (10/4/14)

HAD A PLAYER CATCH 3+ TDs:
3, Alshon Jeffery vs. Kentucky (10/10/09)

HAD A PLAYER CATCH 4+ TDs:
5, Sidney Rice vs. Fla. Atlantic (9/23/06)

HAD A PLAYER CATCH 5+ TDs:
5, Sidney Rice vs. Fla. Atlantic (9/23/06)

HAD A PLAYER ACCOUNT FOR 4+ TDs:
4, 233, Pharoh Cooper, vs. Tennessee (11/1/14)

HAD A PLAYER KICK 4 FGs:
4, Elliott Fry vs. Vanderbilt (10/17/15)

HAD A PLAYER KICK 5+ FGs:
5, Spencer Lanning at Georgia (9/12/09)

HAD A PLAYER WITH 2 INTs:
2, T.J. Holloman vs. UCF (9/26/15)

HAD A PLAYER WITH 3 INTs:
3, Patrick Hinton vs. NC State (10/29/88)

BLOCKED A FIELD GOAL ATT.:
Javon Kinlaw at Missouri (9/9/17)

RETURNED A BLOCKED FIELD GOAL ATTEMPT FOR A TD:
Captain Munnerlyn at Kentucky, 81 yards, (10/11/08)

BLOCKED A PAT:
Byron Jerideau at Florida (10/20/12)

RETURNED AN EXTRA POINT FOR A DEFENSIVE PAT:
Victor Hampton at Florida (10/20/12)

BLOCKED A PUNT:
Carlton Heard at Florida (11/15/14)

RETURNED A BLOCKED PUNT FOR A TD:
Derek Watson vs Florida, 2 yds, (11/11/00)

BLOCKED A PUNT AND FIELD GOAL IN THE SAME GAME:
at Florida (11/15/14)

HAD A PUNT BLOCKED:
at Kentucky (9/29/12)

HAD A FIELD GOAL BLOCKED:
vs. Michigan (1/1/13)

HAD A PAT BLOCKED:
vs. Kentucky (10/8/11)

ALLOWED PAT TO BE RETURNED FOR 2 POINTS:
Denzil Ware, vs. Kentucky (9/12/15)

MISSED A PAT:
vs. Kentucky (9/16/17)

FAILED A PAT ATTEMPT:
vs. Tennessee (10/14/17)

MADE A 2-PT CONVERSION:
Jake Bentley pass to Hayden Hurst, USF (12/29/16)

ATTEMPTED A 2-PT CONVERSION:
vs USF (12/29/16)

RECOVERED OWN ONSIDE KICK:
at Auburn (10/25/14)

HAD LESS THAN 50 YDS RUSHING:
23, vs. Texas A&M (9/30/17)

HAD 300+ YARDS RUSHING:
422, vs. Western Carolina (11/19/16)

HAD 600+ TOTAL NET YARDS:
625, vs. Tennessee (11/1/14)

HAD A 50+ YARD RUN:
75, A.J. Turner vs. Texas A&M (10/1/16)

HAD A 50+ YARD RECEPTION:
62, Jake Bentley to Hayden Hurst, vs. Arkansas (10/7/17)

The Last an Opponent Had...

TEAM...

LESS THAN 50 YARDS RUSHING:
26, vs UCF (9/26/15)

200+ YARDS RUSHING:
237, vs Texas A&M (9/30/17)

300+ YARDS RUSHING:
326, vs. Georgia (10/9/16)

LESS THAN 100 YARDS PASSING:
29, vs. Georgia (10/9/16)

400+ YARDS PASSING:
415, vs. North Carolina State (9/2/17)

LESS THAN 200 TOTAL NET YARDS:
183, at Florida (10/20/12)

500+ TOTAL NET YARDS:
504, vs. North Carolina State (9/2/17)

600+ TOTAL NET YARDS:
622, at Clemson (11/26/16)

INDIVIDUAL...

350+ YARDS PASSING:
415, Ryan Finley, N.C. State (9/2/17)

400+ YARDS PASSING:
415, Ryan Finley, N.C. State (9/2/17)

150+ YARDS RUSHING:
195, Nick Fitzgerald, Miss. State (9/10/16)

200+ YARDS RUSHING:
246, Mark Ingram, at Alabama (10/17/09)

250+ YARDS RUSHING:
321, Darren McFadden, Arkansas (11/3/07)

300+ YARDS RUSHING:
321, Darren McFadden, Arkansas (11/3/07)

200+ YARDS RECEIVING:
217, Darvin Adams, Auburn (12/4/10)

50+ YARD RUN:
54, Stephen Johnson, Kentucky (9/16/17)

50+ YARD RECEPTION:
61, Lock to Reese, Missouri (9/9/17)

MADE 4+ FIELD GOALS:
4, Aleem Sunanon, S. Alabama (11/22/14)

RUSHED FOR 4+ TOUCHDOWNS:
4, Chad Jasmin, Clemson (11/21/03)

PASSED FOR 4+ TOUCHDOWNS:
6, DeShaun Watson, Clemson (11/26/16)

TWO PLAYERS WITH...

100+ YARDS RUSHING:
vs Georgia, Sony Michel (133) and Nick Chubb (121), (10/9/16)

100+ YARDS RECEIVING:
UCF, Mike Walker (105) & Brandon Marshall (102), (9/1/05)

2017 Game Recaps

**GM
1**

**South Carolina 35
NC State 28**



**September 2, 2017
Bank of America Stadium
Charlotte, N.C.
50,367**



CHARLOTTE, N.C. — Behind a resurgent defensive effort in the second half and three touchdowns from junior Deebo Samuel, South Carolina (1-0) claimed a 35-28 victory over NC State (0-1) in the Belk College Kickoff at Bank of America Stadium.

The Gamecock defense came out on fire in the second half, shutting down an NC State drive after five plays with a pair of quarterback hurries and a sack by Keir Thomas. Chris Lammons made it a short field, returning the punt 26 yards to near midfield. Three plays later, quarterback Jake Bentley, after escaping pressure, hit Deebo Samuel for a 39-yard score.

Defense set up the next Gamecock touchdown, as the Wolfpack fumbled the football on Dante Sawyer's sack. Bryson Allen-Williams recovered it at the NC State 13. Two plays later, Rico Dowdle sprinted seven yards to hand the Gamecocks a 35-21 lead.

NC State took back momentum after the Gamecocks were stuffed deep in their own territory and the Wolfpack took over at the SC 46 after the punt. The Wolfpack methodically went 46 yards in nine plays, with Ryan Finley hitting Jaylen Samuels from one yard out to close within a score. An interception by Wolfpack Johnathan Alston gave the ball back to NC State. But the Gamecock defense stood strong, keeping NC State from gaining a second first down. South Carolina punted the ball back to NC State, but the Wolfpack turned over the ball on downs after D.J. Smith tackled Samuels just short of the first-down marker with 4:34 remaining.

The Wolfpack got the ball back with three minutes to go and drove inside the Gamecock 10, but the Gamecocks batted passes away from NC State receivers, the final one by D.J. Smith, to close out the victory.

The teams battled to a draw in the second half, scoring three touchdowns each in the contest. Samuel got the Gamecocks off to a blazing start, returning the opening kickoff 97 yards for a score, his second career kickoff return for a touchdown. The Wolfpack answered with a 14-play, 75-yard drive that was capped by Finley's six-yard keeper.

South Carolina retook the lead on its next possession, as Bentley hit Dowdle out of the backfield for a 34-yard TD strike. Finley and the Wolfpack knotted the contest again, as Finley went 4-for-5 for 56 yards in a nine-play drive. Nyheim Hines capped the drive with a two-yard scoring run.

After SC went three-and-out, Sawyer forced a fumble, and Rashad Fenton recovered it to set up the next Garnet and Black points. Bentley kept the nascent drive going with a 13-yard scamper before hitting Bryan Edwards for a 26-yard strike to put the Gamecocks to first-and-goal. Bentley capped the drive with a six-yard pass caught by Samuel to put South Carolina ahead again, 21-14.

The Wolfpack missed a 29-yard field goal, giving the ball back to the Gamecocks with four minutes to go, but the NC State defense scuttled it around midfield, getting the ball back with 1:47 to play in the half. The Wolfpack marched to a tying score, with Finley hitting Jakobi Meyers with a four-yard scoring pass, tying the game at 21 at the half.

South Carolina	14	7	14	0	35
NC State	14	7	0	7	28

Scoring Summary

1st	14:47	SC	Samuel 97-yard kickoff return (Woznick kick)	7-0
1st	8:56	NCSU	Finley 6-yard run (Wise kick) (14-75-5:51)	7-7
1st	3:53	SC	Dowdle 34-yard pass from Bentley (Woznick kick) (11-80-4:58)	14-7
1st	0:46	NCSU	Hines 2-yard run (Wise kick) (9-75-3:07)	14-14
2nd	10:02	SC	Samuel 6-yard pass from Bentley (Woznick kick) (8-40-3:18)	21-14
2nd	0:09	NCSU	Meyers 4-yard pass from Finley (Wise kick) (10-79-1:38)	21-21
3rd	11:54	SC	Samuel 39-yard pass from Bentley (Woznick kick) (3-51-1:25)	28-21
3rd	9:08	SC	Dowdle 7-yard run (Woznick kick) (2-13-1:16)	35-21
4th	12:21	NCSU	Samuels 1-yard pass from Finley (Wise kick) (9-46-3:33)	35-28

Team Statistics

	SC	NCSU
First Downs	12	29
Rushing	4	7
Passing	8	21
Penalty	0	1
Net Yards Rushing	31	89
Rushing Attempts	21	35
Net Yards Passing	215	415
Cmp.-Att.-Int.	17-29-1	45-64-0
Total Offense Yards	246	504
Total Offense Plays	50	99
Fumbles: No.-Lost	0-0	2-2
Penalties: No.-Yards	6-45	8-65
Punts-Yards	6-280	4-196
Avg. Yards Per Punt	46.7	49.0
Punt Returns: No.-Yards	3-26	3-40
Kickoff Returns: No.-Yards	4-141	2-39
Interceptions: No.-Yards	0-0	1-0
Possession Time	23:19	36:41
Third Down Conversions	5-12	9-20
Fourth Down Conversions	0-0	2-4
Red Zone Scores-Chances	2-2	4-6
Sacks By: No.-Yards	4-26	2-18
PAT Kicks	5-5	4-4
Field Goals	0-0	0-1

Individual Statistics

RUSHING: SC: Dowdle 12-27; Samuel 1-5; Turner 1-2; Bentley 5-1; Team 2-(-4). **NCSU:** Hines 15-81; Gallaspy 13-27; Samuels 1-9; Louis 1-(-6); Finley 5-(-22).

PASSING: SC: Bentley 17-29-1-215. **NCSU:** Finley 45-64-0-415.

RECEIVING: SC: Samuel 5-83; Edwards 5-55; S. Smith 3-23; Dowdle 2-51; Williams 1-5; Hurst 1-(-2). **NCSU:** Samuels 15-85; Harmon 10-114; Meyers 5-62; Louis 5-39; Hines 4-32; Riley 2-27; Gallaspy 2-13; Cook 1-29; Emezie 1-14.

PUNT RETURNS: SC: Lammons 3-26. **NCSU:** Hines 3-40.

KICKOFF RETURNS: SC: Turner 3-44; Samuel 1-97. **NCSU:** Hines 2-39.

INTERCEPTION RETURNS: SC: None. **NCSU:** Alston 1-0.

2017 Game Recaps

GM
2

South Carolina 31 Missouri 13



September 9, 2017
Memorial Stadium
Columbia, Mo.
55,023



COLUMBIA, MO. — Deebo Samuel ran for two touchdowns to help South Carolina cruise to a 31-13 victory over Missouri on Saturday night in the SEC opener for both teams.

Missouri (1-1, 0-1) led 10-0 early in the second quarter when tight end Jason Reese slipped past linebacker T.J. Brunson, hauled in a Drew Lock pass and outran his pursuers. South Carolina (2-0, 1-0) trailed for only 30 seconds. Samuel returned the ensuing kickoff 97 yards for a touchdown - his second TD return in two weeks. After the Gamecocks' Jamyest Williams intercepted Lock, Samuel struck again, scoring on a 25-yard jet sweep. Samuel finished with five catches for 45 yards.

Jake Bentley was 18 of 28 for 187 yards passing and threw a 39-yard touchdown pass to Hayden Hurst to stretch South Carolina's lead to 21-10 midway through the third quarter. Hurst added a 2-yard scoring run in the fourth quarter.

Lock had 245 yards passing and a touchdown, but was intercepted twice.

GAME CHANGER

Missouri took a 10-0 lead with 13:07 remaining in the second quarter, but Deebo Samuel quickly changed that, returning a 97-yard kickoff for a touchdown for the second straight game. It was Samuel's Gamecock best third career kickoff return for a touchdown. Samuel then took advantage of Jamyest Williams' first career interception, scoring on a 25-yard run on the drive's first play, giving the Gamecocks the lead for good.

KEY STAT

3 -- For the second straight game, the Gamecocks won the turnover battle, turning a trio of Tiger miscues into 14 points. Jamyest Williams' interception turned into a Deebo Samuel rushing touchdown. Then a fumble on a punt in the fourth quarter led to Hayden Hurst's second touchdown of the contest.

NOTABLES

- South Carolina is 2-0 on the young season for the first time since the 2012 campaign.

- Hayden Hurst had a touchdown reception of 39 yards and a two-yard rushing touchdown on the night. It was his second and third career touchdowns (two receiving, one rushing) after putting his first one on the board in the 2016 Birmingham Bowl against USF. Hurst ended the game with three receptions for 69 yards.

- Bryson Allen-Williams recorded his third interception in the past four games with his pick in the fourth quarter. Allen-Williams had interceptions at Clemson (Nov. 26, 2016) and against USF in the Birmingham Bowl (Dec. 29, 2016).

- Samuel becomes the second player in South Carolina history to record a kickoff return for a touchdown in back-to-back games. King Dixon did the trick in games against Texas (Oct. 5, 1957) and Furman (Oct. 12, 1957). He has a school record three kickoff returns for touchdowns, all coming in the last five games.

South Carolina	0	14	10	7	31
Missouri	3	7	3	0	13

Scoring Summary

1st	5:33	MU	McCann 43-yard field goal (14-54-3:51)	0-3
2nd	13:07	MU	Reese 61-yard pass from Lock (McCann kick) (1-61-0:11)	0-10
2nd	12:52	SC	Samuel 97-yard kickoff return (Woznick kick)	7-10
2nd	12:37	SC	Samuel 25-yard run (Woznick kick) (1-25-0:09)	14-10
3rd	8:41	SC	Hurst 39-yard pass from Bentley (Woznick kick) (9-80-4:26)	21-10
3rd	6:31	MU	McCann 22-yard field goal (9-73-2:04)	21-13
3rd	0:18	SC	Woznick 32-yard field goal (11-58-6:06)	24-13
4th	10:25	SC	Hurst 2-yard run (Woznick kick) (7-44-2:50)	31-13

Team Statistics

	SC	MU
First Downs	20	21
Rushing	9	11
Passing	9	10
Penalty	2	0
Net Yards Rushing	172	178
Rushing Attempts	40	37
Net Yards Passing	187	245
Cmp.-Att.-Int.	18-28-0	14-32-2
Total Offense Yards	359	423
Total Offense Plays	68	69
Fumbles: No.-Lost	0-0	1-1
Penalties: No.-Yards	4-29	4-24
Punts-Yards	5-212	4-215
Avg. Yards Per Punt	42.4	53.8
Punt Returns: No.-Yards	0-0	1-4
Kickoff Returns: No.-Yards	2-120	2-47
Interceptions: No.-Yards	2-1	0-0
Possession Time	37:36	22:24
Third Down Conversions	8-15	5-14
Fourth Down Conversions	0-0	1-2
Red Zone Scores-Chances	2-3	1-3
Sacks By: No.-Yards	1-6	1-8
PAT Kicks	4-4	1-1
Field Goals	1-2	2-3

Individual Statistics

RUSHING: SC: T. Williams 14-78; Dowdle 14-48; Samuel 1-25; Turner 5-16; Bentley 4-51 Hurst 1-2; Team 1-(-2). **MU:** Ctockett 18-97; Witter 12-72; Rountree 4-12; Lock 3-(-3).

PASSING: SC: Bentley 18-28-0-187. **MU:** Lock 14-32-2-245.

RECEIVING: SC: Samuel 5-45; Edwards 5-35; S. Smith 4-22; Hurst 3-69; Dowdle 1-16. **MU:** Mason 4-48; Hall 3-66; Moore 3-29; Reese 2-88; Witter 1-8; Crockett 1-6.

PUNT RETURNS: SC: None. **MU:** Johnson 1-4.

KICKOFF RETURNS: SC: Samuel 1-97; Turner 1-23. **MU:** Mason 2-47.

INTERCEPTION RETURNS: SC: J. Williams 1-1; Allen-Williams 1-0. **MU:** None.

2017 Game Recaps

GM
3

Kentucky 23 South Carolina 13



September 16, 2017
Williams-Brice Stadium
Columbia, S.C.
82,493



COLUMBIA, S.C. — Benny Snell Jr. rushed for two touchdowns and Kentucky's defense held off South Carolina to win its fourth straight over the Gamecocks, 23-13, on Saturday night.

Snell, who's status was in doubt earlier in the week due to bruised ribs, rushed for scores of 5 and 1 yard in leading the Wildcats (1-0 Southeastern Conference) to their first 3-0 start since 2010. Two years ago, Kentucky snapped a 22-game SEC road losing streak at South Carolina.

This time, the Wildcats left no doubt about who was the better team in this one.

It did not start that way, though.

South Carolina (2-1, 1-1) electrified a sold-out stadium with a 68-yard TD catch by receiver Deebo Samuel on the opening play, then got an interception and a fumble from the Wildcats' first two drives. But Kentucky's defense did not allow the Gamecocks any more points after that.

Snell and offense took over with two long, first-half scoring drives for a 14-6 lead. Snell ended a 13-play series with his 5-yard touchdown. He capped an 11-play sequence with his second touchdown.

Kentucky made the critical plays when it needed. Facing fourth-and-goal from the Wildcats 1 in the fourth quarter, Gamecock tailback Rico Dowdle was stopped cold by linebacker Jamar Watson and cornerback Derrick Baity.

Then when the Gamecocks closed it to 20-13 on OrTre Smith's 9-yard touchdown grab with 6:26 left, Kentucky quarterback Stephen Johnson scrambled on third down for a 54-yard run that led to Austin MacGinnis' third field goal with two minutes left that sealed the win.

Snell finished with 102 yards on 32 carries.

Samuel had five catches for 122 yards and his sixth touchdown of the season. But he left the game in the fourth quarter with an injury.

GAME CHANGER

South Carolina forced a pair of first-half turnovers, an interception from Skai Moore and a fumble recovery from Jamyest Williams. The Gamecocks did not turn those Kentucky miscues into points as a Jake Bentley interception and a punt ended those USC drives.

KEY STAT

68 -- Jake Bentley hit Deebo Samuel for a 68-yard touchdown on the first offensive play of the game. Samuel ended the game with five receptions for 122 yards but he suffered an injury that will have him out for extended period of time.

NOTABLES

- Bentley completed 16 straight passes beginning in the 2nd quarter and extending into the 3rd period, a career high and four off of the school record set by Connor Shaw against Missouri on Sept. 22, 2012.

- Bentley finished with 304 passing yards on the night, the second 300-yard effort of his career.

Kentucky	7	7	3	6	23
South Carolina	6	0	0	7	13

Scoring Summary

1st	14:47	SC	Samuel 68-yard pass from Bentley (1-68-0:13) (Woznick kick failed)	6-0
1st	1:05	UK	Snell 5-yard run (MacGinnis kick) (13-75-6:33)	6-7
2nd	8:37	UK	Snell 1-yard run (MacGinnis kick) (11-67-5:32)	6-14
3rd	5:25	UK	MacGinnis 27-yard field goal (12-42-5:29)	6-17
4th	8:59	UK	MacGinnis 44-yard field goal (6-49-3:23)	6-20
4th	6:26	SC	O. Smith 9-yard pass from Bentley (White kick) (7-77-2:33)	13-20
4th	2:07	UK	MacGinnis 21-yard field goal (9-77-4:19)	13-23

Team Statistics

	UK	SC
First Downs	20	14
Rushing	7	3
Passing	11	11
Penalty	2	0
Net Yards Rushing	184	54
Rushing Attempts	47	20
Net Yards Passing	169	304
Cmp.-Att.-Int.	16-26-1	24-37-2
Total Offense Yards	353	358
Total Offense Plays	73	57
Fumbles: No.-Lost	1-1	0-0
Penalties: No.-Yards	4-10	7-45
Punts-Yards	4-178	3-122
Avg. Yards Per Punt	44.5	40.7
Punt Returns: No.-Yards	0-0	2-14
Kickoff Returns: No.-Yards	1-16	6-53
Interceptions: No.-Yards	2-4	1-17
Possession Time	36:49	23:11
Third Down Conversions	9-16	3-12
Fourth Down Conversions	0-0	1-3
Red Zone Scores-Chances	4-4	1-2
Sacks By: No.-Yards	2-6	1-12
PAT Kicks	2-2	1-2
Field Goals	3-3	0-3

Individual Statistics

RUSHING: UK: Snell 32-102; S. Johnson 7-74; King 3-15; Bowden Jr. 3-10; Team 3-(-17). **SC:** Dowdle 8-23; Bentley 7-19; Turner 5-12.

PASSING: UK: S. Johnson 16-25-1-169; Snell 0-1-0-0. **SC:** Bentley 24-36-2-304; Team 0-1-0-0.

RECEIVING: UK: G. Johnson 4-41; Conrad 2-36; Richardson 2-29; Ross 2-14; Walker 2-13; King 1-18; Bone 1-9; Rigg 1-6; Hart 1-3. **SC:** Samuel 5-122; Edwards 5-57; Hurst 4-39; Dowdle 3-25; T. Williams 2-7; S. Smith 1-25; O. Smith 1-9; Davis 1-9; Turner 1-6; Terrell 1-5.

PUNT RETURNS: UK: None. **SC:** Lammons 2-14.

KICKOFF RETURNS: UK: Bowden Jr. 1-16. **SC:** Dowdle 1-21; Turner 2-19; Crosby 3-13.

INTERCEPTION RETURNS: UK: Baity 1-3; Edwards 1-1. **SC:** Moore 1-17.

2017 Game Recaps

GM
4

South Carolina 17
Louisiana Tech 16



September 23, 2017
Williams-Brice Stadium
Columbia, S.C.
71,821



COLUMBIA, S.C. — Nothing had gone right in Parker White's college career. He missed two field goals last week in a South Carolina loss and two more as the Gamecocks looked on their way to an embarrassing loss to Louisiana Tech.

Oh-for-four, booed on his home field and torn apart all last week on Twitter, the freshman kicker finally hit a kick true, the 31-yarder sailing through the uprights with seven seconds left as the Gamecocks (3-1) beat the Bulldogs 17-16 on Saturday.

White danced around the field waving his arms at the student section after the first game-winning field goal in his life. And after the Bulldogs (2-2) failed to return the kickoff, he ran and jumped into the student section.

The winning was an immediate balm for South Carolina. But there were still problems. Sophomore quarterback Jake Bentley had several overthrows and an ugly interception that required a tackle from him to prevent a touch-down the other way. There was a defense that put little pressure on Louisiana Tech and allowed 6-of-13 conversions on third down - with the meat of the Southeastern Conference schedule starting next week at Texas A&M.

The Gamecocks (3-1) trailed 13-0 before a wild fourth quarter that saw South Carolina take a 14-13 lead and Louisiana Tech (2-2) answer with a 10-play, 84-yard drive that ended with what appeared to be the game winning 25-yard field goal by Jonathan Barnes with 55 seconds left.

Bentley was 22-of-34 for 295 yards with a touchdown and an interception. Ty'Son Williams ran 13 times for 95 yards after getting no carries for South Carolina in last week's loss to Kentucky.


For Louisiana Tech coach Skip Holtz, it was another shot at a big win that slipped away. The Bulldogs led Arkansas midway through the fourth quarter last year before losing 21-20 and lost to Kansas State 39-33 in triple overtime in 2015.

GAME CHANGER

With Louisiana Tech driving for points towards the end of the third quarter, JaMarcus King intercepted J'Mar Smith on South Carolina's three-yard line. That set up a 16-play, 97-yard drive that was capped by OrTre Smith's 28-yard touchdown pass from Bentley, cutting Louisiana Tech's lead to 13-7.

KEY STAT

41 -- On South Carolina's final drive, Jake Bentley hit Bryan Edwards with a 41-yard pass down to the Louisiana Tech 14-yard line. That pass completion set up Parker White's game-winning 31-yard field goal with four seconds remaining, giving the Gamecocks the one-point win.



Louisiana Tech	3	3	7	3	16
South Carolina	0	0	0	17	17

Scoring Summary

1st	1:41	LAT	Barnes 33-yard field goal (14-64-7:15)	0-3
2nd	5:23	LAT	Barnes 52-yard field goal (4-7-1:43)	0-6
3rd	8:54	LAT	Veal 3-yard pass from Smith (Barnes kick) (12-75-6:06)	0-13
4th	11:06	SC	O. Smith 28-yard pass from Bentley (kick) (16-97-7:36)	7-13
4th	4:52	SC	T. Williams 35-yard run (White kick) (2-74-0:40)	14-13
4th	0:55	LAT	Barnes 25-yard field goal (10-84-3:57)	14-16
4th	0:04	SC	White 31-yard field goal (6-65-0:47)	17-16

Team Statistics

	LAT	SC
First Downs	17	23
Rushing	4	11
Passing	12	12
Penalty	1	0
Net Yards Rushing	80	143
Rushing Attempts	28	32
Net Yards Passing	281	295
Cmp.-Att.-Int.	23-33-1	22-35-1
Total Offense Yards	361	438
Total Offense Plays	61	67
Fumbles: No.-Lost	0-0	4-1
Penalties: No.-Yards	3-18	1-15
Punts-Yards	2-87	2-81
Avg. Yards Per Punt	43.5	40.5
Punt Returns: No.-Yards	0-0	1-10
Kickoff Returns: No.-Yards	2-50	2-27
Interceptions: No.-Yards	1-19	1-0
Possession Time	30:52	29:08
Third Down Conversions	6-13	8-14
Fourth Down Conversions	0-0	1-1
Red Zone Scores-Chances	3-4	1-2
Sacks By: No.-Yards	2-12	1-2
PAT Kicks	1-1	2-2
Field Goals	3-4	1-3

Individual Statistics

RUSHING: LAT: Craft 14-48; Scott 8-17; Smith 5-12; McKnight 1-3. **SC:** T. Williams 13-95; Dowdle 9-32; Bentley 5-16; Turner 3-10; Davis 1-1, Team 1-(-11).

PASSING: LAT: Smith 23-33-1-281. **SC:** Bentley 22-34-1-295; Team 0-1-0-0.

RECEIVING: LAT: Veal 10-110; Bonnette 6-94; Watts 3-33; McKnight 2-33; Scott 1-10; Craft 1-1. **SC:** Edwards 6-122; Hurst 3-29; Turner 3-23; O. Smith 2-36; Davis 2-23; T. Williams 2-14; S. Smith 1-14; August 1-14; Terrell 1-6; Dowdle 1-4.

PUNT RETURNS: LAT: None. **SC:** Lammons 1-10.

KICKOFF RETURNS: LAT: Scott 2-50. **SC:** Turner 1-15; Fenton 1-12.

INTERCEPTION RETURNS: LAT: Roberson 1-19. **SC:** King 1-0.

2017 Game Recaps

GM
5

Texas A&M 24 South Carolina 17



September 30, 2017
Kyle Field
College Station, Texas
96,430



COLLEGE STATION, TEXAS —

Keith Ford ran for 70 yards and two touchdowns, including the go-ahead 17-yard score in the fourth quarter, to lift Texas A&M to a 24-17 win over South Carolina on Saturday night.

Freshman Kellen Mond threw for 159 yards and ran for 95 to help the Aggies (4-1, 2-0 Southeastern Conference) rally for the victory.

Texas A&M trailed by a touchdown entering the fourth quarter before Ford tied it up with a 7-yard run.

Otaro Alaka sacked Jake Bentley on third down on South Carolina's next drive to force a punt.

Ford put the Aggies on top on their ensuing possession when he dragged three defenders into the end zone for that 17-yard touchdown, which made it 24-17.

Bentley was sacked twice on South Carolina's next drive and the Aggies got the ball back and they used run after run to get the clock down to less than two minutes.

Bentley threw for 256 yards and two touchdowns for South Carolina (3-2, 1-2), but he was sacked seven times behind a line that often didn't give him enough time to make plays.

Alaka led the way on defense for the Aggies, finishing with nine tackles, including five for losses and two sacks.

Bentley pushed South Carolina's lead to 17-7 when he connected with OrTre Smith on a 13-yard touchdown pass with about nine minutes left in the third quarter.

The Aggies took a 7-0 lead on a 1-yard touchdown run by Trayveon Williams early in the second quarter. South Carolina tied it up when Bentley wriggled out of a would-be sack and found Shi Smith wide open on a 45-yard touchdown pass to tie it at 7-all with about 13 minutes left in the second quarter.

The Gamecocks took a 10-7 lead on a 29-yard field goal by Parker White with about nine minutes left in the first half.

They had a chance to add to their lead when they were driving inside the 10-yard line late in the second quarter, but Bentley was sacked by Landis Durham, who caused a fumble which the Aggies recovered to end the drive.

GAME CHANGER

In the third quarter with South Carolina up, 17-7, the Carolina defense held Texas A&M to a three-and-out and had the ball with 7:31 left. The Gamecocks went three-and-out on their next drive while Texas A&M answered with a field goal. Texas A&M scored touchdowns on its next two possessions to take the lead it would not relinquish.

KEY STAT

151-7 – Texas A&M outgained South Carolina 151-7 in the fourth quarter, taking a 24-17 lead on a Keith Ford 17-yard touchdown run. South Carolina quarterback Jake Bentley also was sacked four times in the game's final quarter.



South Carolina	0	10	7	0	17
Texas A&M	0	7	3	14	24

Scoring Summary

2nd 14:45	A&M	T. Williams 1-yard run (LaCamera kick) (10-55-4:33)	0-7
2nd 12:45	SC	S. Smith 45-yard pass from Bentley (White kick) (5-75-2:00)	7-7
2nd 9:12	SC	White 29-yard field goal (6-39-2:30)	10-7
3rd 9:24	SC	O. Smith 13-yard pass from Bentley (White kick) (6-80-2:17)	17-7
3rd 0:59	A&M	LaCamera 46-yard field goal (12-55-5:01)	17-10
4th 12:27	A&M	Ford 7-yard run (LaCamera kick) (7-55-2:26)	17-17
4th 7:42	A&M	Ford 17-yard run (LaCamera kick) (5-46-2:12)	17-24

Team Statistics

	SC	A&M
First Downs	14	20
Rushing	2	12
Passing	11	8
Penalty	1	0
Net Yards Rushing	23	159
Rushing Attempts	26	49
Net Yards Passing	256	159
Cmp.-Att.-Int.	17-30-0	19-27-0
Total Offense Yards	279	396
Total Offense Plays	56	76
Fumbles: No.-Lost	1-1	2-1
Penalties: No.-Yards	2-10	5-47
Punts-Yards	7-310	8-324
Avg. Yards Per Punt	44.3	40.5
Punt Returns: No.-Yards	1-3	1-(-1)
Kickoff Returns: No.-Yards	3-72	2-10
Interceptions: No.-Yards	0-0	0-0
Possession Time	25:53	34:07
Third Down Conversions	2-13	7-16
Fourth Down Conversions	0-1	0-0
Red Zone Scores-Chances	2-3	3-3
Sacks By: No.-Yards	1-8	7-56
PAT Kicks	2-2	3-3
Field Goals	1-2	1-1

Individual Statistics

RUSHING: SC: T. Williams 14-73; Turner 1-0; Dowdle 2-(-4); Bentley 9-(-46). **A&M:** Mond 16-95; Ford 12-70; Williams 16-56; Bussey 3-12; Paul 1-6.

PASSING: SC: Bentley 17-30-0-256. **A&M:** Mond 19-27-0-159.

RECEIVING: SC: Hurst 6-76; Edwards 4-68; S. Smith 3-86; O. Smith 3-28; T. Williams 1-(-2). **A&M:** Ratley 4-40; Kirk 4-13; Ausbon 3-43; Williams 3-22; Ford 2-19; Bussey 1-19; Buckley 1-11; Paul 1-1.

PUNT RETURNS: SC: Lammons 1-3. **A&M:** Kirk 1-(-1).

KICKOFF RETURNS: SC: Fenton 2-58; Turner 1-14. **A&M:** Kirk 1-10; Cline 1-0.

INTERCEPTION RETURNS: SC: None. **A&M:** None.

2017 Game Recaps

GM
6

South Carolina 48 Arkansas 22



October 7, 2017
Williams-Brice Stadium
Columbia, S.C.
79,416



COLUMBIA, S.C. — An unprecedented night by South Carolina's defense may have rescued the Gamecocks season and sent Arkansas back down a familiar, discouraging path.

The Gamecocks (4-2, 2-2 Southeastern) scored three touchdowns on defense - returning two interceptions and a fumble - in a 48-22 win over Arkansas (2-3, 0-2) on Saturday.

After a 75-yard touchdown drive by the Razorbacks tied it at 10 early in the second quarter, Arkansas gained just 48 yards in their next 18 plays. Those plays included an Austin Allen interception Skai Moore returned 34 yards for a TD and an Allen fumble that T.J. Brunson returned 74 yards for a score.

By the time the Razorbacks started moving the ball again, the Gamecocks led 41-10 in the fourth quarter.

"Everything disintegrated right in front of us," said Arkansas coach Brett Bielema, who will need three wins over five SEC teams he is a combined 8-15 against with the Razorbacks

South Carolina has no record of ever scoring three defensive touchdowns in the 125 years it has played football. Gamecocks coach Will Muschamp, known for his defensive mind, couldn't remember three touchdowns from his favorite unit in his career. And Brunson - he had never been in the end zone in all his football life, either.

"That was fun. I hope to get to do it again," Brunson said.

And all that defense helped build the confidence of an offense that had seen several shaky games but come through with two more wins than the halfway point in 2016. Jake Bentley went 16 of 31 for 199 yards and three touchdowns, including a critical 18-yard pass to Bryan Edwards in the corner of the end zone with four seconds in the first half.

Bentley spread the ball around to nine receivers as South Carolina beat a team from the SEC West for the first time since 2013.

The Gamecocks gained 358 yards, scoring on five of eight possessions in the final three quarters. Bentley was sacked just once, a week after the offense line allowed seven sacks in a loss to Texas A&M.

"It takes the pressure off of us," Bentley said of the defense. "Their confidence is through the roof."

GAME CHANGER

With the game tied at 10 in the final minute of the first half, Jake Bentley hit Bryan Edwards with an 18-yard touchdown pass, giving the Gamecocks a 17-10 lead with four seconds remaining. South Carolina took a lead it would never relinquish heading into the halftime locker room.

KEY STAT

3 -- The South Carolina defense recorded three touchdowns for the first time in modern history. Skai Moore and Keisean Nixon each returned an interception for a score while T.J. Brunson had a 73-yard fumble recovery for a touchdown.



Arkansas	3	7	0	12	22
South Carolina	3	14	17	14	48

Scoring Summary

1st	9:46	SC	White 33-yard field goal (4-0-1:27)	3-0
1st	6:31	ARK	Limpert 48-yard field goal (8-45-3:15)	3-3
2nd	14:15	SC	Hurst 62-yard pass from Bentley (White kick) (2-65-0:45)	10-3
2nd	8:26	ARK	Jones 5-yard pass from Allen (Limpert kick) (12-75-5:49)	10-10
2nd	0:04	SC	Edwards 18-yard pass from Bentley (White kick) (8-69-1:54)	17-10
3rd	9:28	SC	White 29-yard field goal (9-50-3:49)	20-10
3rd	8:33	SC	Moore 34-yard interception return (White kick)	27-10
3rd	4:23	SC	Brunson 73-yard fumble recovery (White kick)	34-10
4th	12:47	SC	T. Williams 3-yard pass from Bentley (White kick) (11-60-5:#7)	41-10
4th	8:36	ARK	Williams 4-yard run (Kelley pass failed) (10-75-4:11)	41-16
4th	3:33	SC	Nixon 45-yard interception return (Woznick kick)	48-16
4th	1:40	ARK	Nance 34-yard pass fro Kelley (Kelley pass failed) (5-58-1:53)	48-22

Team Statistics

	ARK	SC
First Downs	19	19
Rushing	7	9
Passing	11	9
Penalty	1	1
Net Yards Rushing	106	159
Rushing Attempts	32	36
Net Yards Passing	224	199
Cmp.-Att.-Int.	20-37-2	16-31-0
Total Offense Yards	330	358
Total Offense Plays	69	67
Fumbles: No.-Lost	2-2	1-0
Penalties: No.-Yards	4-25	3-25
Punts-Yards	5-175	2-99
Avg. Yards Per Punt	35.0	49.5
Punt Returns: No.-Yards	0-0	1-5
Kickoff Returns: No.-Yards	2-51	1-28
Interceptions: No.-Yards	0-0	2-79
Possession Time	30:25	29:35
Third Down Conversions	6-14	4-13
Fourth Down Conversions	0-0	1-2
Red Zone Scores-Chances	2-2	4-4
Sacks By: No.-Yards	1-6	2-15
PAT Kicks	1-1	6-6
Field Goals	1-1	2-4

Individual Statistics

RUSHING: ARK: Williams 7-32; Hayden 9-28; Kelley 2-23; Hammonds 2-22; Jones 1-9; Nance 1-4; Stewart 1-1; Whaley 6-(-3), Allen 3-(-10). **SC:** Dowdle 11-61; T. Williams 8-35; Denson 8-25; Turner 5-20; Hurst 2-12; Edwards 1-11; Bentley 1-(-5).

PASSING: ARK: Allen 12-24-1-84; Kelley 8-13-1-140. **SC:** Bentley 16-31-0-199-3.

RECEIVING: ARK: Nance 8-116; Jones 3-37; Stewart 3-26; Cantrell 2-12; Patton 1-21; Williams 1-16; Martin 1-15; O'Grady 1-(-19). **SC:** O. Smith 3-40; Hurst 2-76; Edwards 2-20; S. Smith 2-16; Turner 2-14; Crosby 2-11; August 1-19; T. Williams 1-3; Dowdle 1-0.

PUNT RETURNS: ARK: None. **SC:** Lammons 1-5.

KICKOFF RETURNS: ARK: Warren 1-42; Jackson 1-9. **SC:** Turner 1-28.

INTERCEPTION RETURNS: ARK: None. **SC:** Nixon 1-45; Moore 1-34.

2017 Game Recaps

GM
7

South Carolina 15 Tennessee 9



October 14, 2017
Neyland Stadium
Knoxville, Tenn.
98,104



KNOXVILLE, TENN. — Parker White made all three of his field-goal attempts, including a tiebreaking 21-yarder with 5:17 remaining, and South Carolina produced a goal-line stand Saturday in the closing seconds of a 15-9 victory over Tennessee.

After being completely shut down the entire second half, Tennessee's offense reached South Carolina's 2-yard line with nine seconds left before Jarrett Guarantano threw three straight incompletions to close the game. The game ended on a pass intended for Brandon Johnson in the right corner of the end zone.

Tennessee (3-3, 0-3 SEC) hasn't scored a touchdown in its last 10 quarters and settled for field goals after having first-and-goal on two separate drives in the first half.

White, who had been 4 of 11 on field-goal attempts before Saturday, made his tiebreaking 21-yarder in the fourth quarter plus a 36-yarder with 1:13 left. White also had a 47-yard field goal in the second quarter.

The comeback continued Muschamp's mastery of Tennessee.

Muschamp, who coached Florida from 2011-14, now owns a career record of 6-0 against Tennessee and a 4-0 mark against Jones.

The Volunteers gave Guarantano his first career start but still couldn't awaken their dormant offense. Guarantano went 11 of 18 for 133 yards and was sacked seven times. He had 17 carries for minus-2 net yards.

South Carolina (5-2, 3-2) scored on each of its last three drives.

The Gamecocks appeared ready to take the lead when A.J. Turner's 20-yard touchdown run around the right end tied the game at 9-all with 1:02 left in the third quarter. But on the ensuing extra-point attempt, holder Danny Gordon mishandled a low snap. Gordon threw an incomplete pass that prevented South Carolina from grabbing a 10-9 lead.

South Carolina pulled ahead for good on its next possession with a 16-play, 72-yard drive that lasted over nine minutes.


Tennessee grabbed a 9-3 halftime lead after Brent Cimaglia made field goals from 29, 33 and 24 yards out.

GAME CHANGER

Tennessee's offense attacked the red zone four times in the game, but came away with only three first-half field goals. The South Carolina defense held the Volunteers to just 253 total yards, a season best for the Gamecocks defense. The game ended with Tennessee at the South Carolina 2-yard line but a pair of incomplete passes gave the Gamecocks their fifth win of the season.

KEY STAT

86 — A.J. Turner entered the game with 60 yards rushing but more than doubled that in the win over the Volunteers. Turner ran 14 times for 86 yards and the touchdown that tied the game at nine in the third quarter. Turner's rushing also helped chew the clock as South Carolina had the ball for 12:22 in the fourth quarter.



South Carolina	0	3	6	6	15
Tennessee	6	3	0	0	9

Scoring Summary

1st	10:26	UT	Cimaglia 29-yard field goal (7-46-3:33)	0-3
1st	1:36	UT	Cimaglia 33-yard field goal (14-80-6:32)	0-6
2nd	10:31	SC	White 47-yard field goal (6-30-3:05)	3-6
2nd	0:33	UT	Cimaglia 24-yard field goal (11-51-4:41)	3-9
3rd	1:02	SC	Turner 20-yard run (Team kick failed) (12-95-6:28)	9-9
4th	5:17	SC	White 21-yard field goal (16-72-9:10)	12-9
4th	1:13	SC	White 36-yard field goal (8-28-3:12)	15-9

Team Statistics

	SC	UT
First Downs	19	16
Rushing	11	6
Passing	8	6
Penalty	0	4
Net Yards Rushing	194	120
Rushing Attempts	40	39
Net Yards Passing	129	133
Cmp.-Att.-Int.	15-24-0	11-19-0
Total Offense Yards	323	253
Total Offense Plays	64	58
Fumbles: No.-Lost	0-0	2-0
Penalties: No.-Yards	8-59	7-40
Punts-Yards	4-160	6-314
Avg. Yards Per Punt	40.0	52.3
Punt Returns: No.-Yards	4-49	1-10
Kickoff Returns: No.-Yards	1-24	1-21
Interceptions: No.-Yards	0-0	0-0
Possession Time	32:42	27:18
Third Down Conversions	5-13	3-13
Fourth Down Conversions	0-1	0-0
Red Zone Scores-Chances	3-3	3-4
Sacks By: No.-Yards	7-46	1-6
PAT Kicks	0-1	0-0
Field Goals	3-3	3-3

Individual Statistics

RUSHING: SC: Turner 14-86; T. Williams 11-47; Bentley 6-24; Dowdle 4-19; Denson 4-14; Hurst 1-4. **UT:** Kelly 16-58; Chandler 4-45; Dormady 1-13; Palmer 1-6; Guarantano. 27-(-2).

PASSING: SC: Bentley 15-24-0-129. **UT:** Guarantano 11-18-0-133; Smith 0-1-0-0.

RECEIVING: SC: Edwards 6-63; O. Smith 3-40; August 2-9; Terrell 1-9; S. Smith 1-4; Pollard 1-4; Turner 1-0. **UT:** Callaway 4-37; Johnson 3-54; Kelly 2-21; Chandler 1-11; Smith 1-10.


PUNT RETURNS: SC: Lammons 4-49. **UT:** Callaway 1-10.

KICKOFF RETURNS: SC: Fenton 1-24. **UT:** Chandler 1-21.

INTERCEPTION RETURNS: SC: None. **UT:** None.

PLAYER NOTES

45



**Ben
ASBURY**

LS • 5-10 • 210 • JR. • SQ

Atlanta, Ga.
(Holy Innocents/Berry)

GAMECOCKS

2017

- Has been the deep snapper in every game

40



**Jacob
AUGUST**

TE • 6-6 • 258 • JR. • 2L

Columbia, S.C.
(Cardinal Newman/Fork Union)

GAMECOCKS

2017

- Grabbed two catches for nine yards in the Tennessee win
- Made his 25th career appearance in the victory against the Volunteers
- Caught one pass in the Arkansas victory for 19 yards
- Made his first catch of the season vs. Louisiana Tech, a 14-yard grab
- Earned the start vs. NC State

AUGUST'S CAREER STATISTICS

Year	GP/GS	Rec	Yds	Avg	TD	Long
2015	5/3	4	38	9.5	1	13
2016	13/1	5	52	10.4	0	29
2017	7/3	4	42	10.5	0	19
Total	25/7	13	132	10.2	1	29

AUGUST'S CAREER HIGHS

Receptions	2 • UCF, 2015; East Carolina, 2016 and Tennessee, 2017
Yards Receiving	29 • Kentucky, 2016
Long Reception	29 • Kentucky, 2016
Receiving Touchdowns	1 • UCF, 2015

AUGUST'S 2017 GAME-BY-GAME STATISTICS

Opp.	GS	Rec	Yds	Avg	TD	Rush	Yds	Avg	TD
vs. NC State	*	0	0	--	0	0	0	--	0
at Missouri		0	0	--	0	0	0	--	0
Kentucky		0	0	--	0	0	0	--	0
La. Tech		1	14	14.0	0	0	0	--	0
at Texas A&M		0	0	--	0	0	0	--	0
Arkansas	*	1	19	19.0	0	0	0	--	0
at Tennessee	*	2	9	4.5	0	0	0	--	0
Vanderbilt									
at Georgia									
Florida									
Wofford									
Clemson									

78



**Zack
BAILEY**

OL • 6-6 • 311 • JR. • 2L

Summerville, S.C.
(Summerville)

GAMECOCKS

- 2017 Preseason Third-Team All-SEC selection (Coaches)

- 2015 Coaches' SEC All-Freshman Team

2017


- Earned a Preseason All-SEC selection from the league's head coaches
- Started the first three games but was injured late in the contest against Kentucky
- Has Missed the last four games with an injury

2016

- Started every game at left guard

BAILEY'S CAREER STATISTICS

GP/GS: 2015: 12/5 | 2016: 13/13 | 2017: 3/3 **Total: 28/21**



Jacob August

PLAYER NOTES



19

Jake
BENTLEY

QB • 6-3 • 220 • SO. • 1L

Opelika, Ala.
(Opelika)

GAMECOCKS

- 2017 Maxwell Award Watch List
- 2017 Davey O'Brien Award Watch List
- 2016-17 Carolina Male New Student-Athlete of the Year
- 2017 Joe Morrison Offensive Player of the Spring
- 2016 Steve Wadiak Co-Most Valuable Player
- SEC Freshman of the Week - 11/7/16

Jake Bentley
2016 vs. VANDERBILT
 • Did not play

- 2017**
- Listed third in the SEC with 18.4 completions per game
 - Ranks fourth in the league in both passing yards (1,585; 34th in FBS) and passing touchdowns (12; 30th in FBS)
 - Became the 14th quarterback in Carolina history to surpass 3,000 career passing yards in the Tennessee game
 - Led the Gamecocks to a second straight win over Tennessee with 129 yards on 15-for-24 passing
 - Went 16-for-31 in the Arkansas win for 199 yards and three touchdowns
 - Finished 17-for-30 against Texas A&M, for 256 yards and two touchdowns
 - Completed touchdown passes to Shi Smith and OrTre Smith vs. the Aggies
 - Completed 22-of-34 pass vs. Louisiana Tech for 295 yards and a touchdown
 - Finished 24-for-36 against Kentucky, with 304 yards and a pair of touchdowns
 - His 304-yard output was a career-high against SEC opposition
 - Linked up with Deebo Samuel on a 68-yard touchdown strike on the first play against Kentucky and later found OrTre Smith for a nine-yard score
 - Made his 10th career start in the Kentucky game
 - Went 18-for-28 against Missouri, for 187 yards and a touchdown
 - Connected with Hayden Hurst for a 39-yard scoring strike against Mizzou
 - Completed 17-of-29 passes in the NC State win, for 215 yards and three touchdowns; connected on a 34-yard TD throw to Rico Dowdle while finding Deebo Samuel for scores from six and 39 yards out
 - Named to the 2017 Watch Lists for the Maxwell Award (National Player of the Year) and Davey O'Brien Award (Top Quarterback in the Nation)
 - Worked as a counselor at the prestigious Manning Passing Academy

- 2016**
- Became the fifth Gamecock true freshman to start at QB in the SEC era
 - Became the first Carolina true freshman quarterback to win his first three collegiate starts since Steve Taneyhill notched four-straight wins in 1992
 - Set the school record for bowl games and Birmingham Bowl records for passes completed (32), yards passing (390) and total offense (381)

BENTLEY'S CAREER STATISTICS

-Passing-						
Year	GP/GS	C-A-I	Pct.	Yds	TD	Lg
2016	7/7	125-190-4	65.8	1,420	9	47
2017	7/7	129-212-4	60.8	1,585	12	68
Total	14/14	254-402-8	63.2	3,005	21	68
-Rushing-						
Year	GP/GS	Att	Yds	Avg	TD	Long
2016	7/7	50	-15	-0.3	0	16
2017	7/7	37	14	0.4	0	24
Total	14/14	87	-1	0.0	0	24

BENTLEY'S CAREER STATISTICS (CONT.)

-Receiving-						
Year	GP/GS	Rec	Yds	Avg	TD	Long
2016	7/7	1	12	12.0	0	12
2017	7/7	0	0	--	0	--
Total	14/14	1	12	12.0	0	12

BENTLEY'S CAREER HIGHS

Pass Attempts	43 • USE, 2016
Pass Completions	32 • USE, 2016
Passing Yards	390 • USE, 2016
Passing Touchdowns	3 • USE, 2016;
	NC State, 2017 and Arkansas, 2017
Long Pass	68 • Kentucky, 2017
Rushing Attempts	10 • Tennessee, 2016 and USE, 2016
Rushing Yards	34 • Western Carolina, 2016
Long Rush	24 • Louisiana Tech, 2017
Receptions	1 • Western Carolina, 2016
Yards Receiving	12 • Western Carolina, 2016
Long Reception	12 • Western Carolina, 2016

BENTLEY IN THE CAROLINA RECORD BOOKS

Single-Game

Category	No. (Game)	Rank
Pass Completions	32 (USE, 2016)	4th
Passing Yards	390 (USE, 2016)	7th

Single-Season

Category	No. (Year)	Rank	Up Next
Completion Pct.	65.8% (2016)	4th	---

Career

Category	No.	Rank	Up Next
Completion Pct.	63.2%	2nd	1. Connor Shaw, 65.5% (2010-13)
Passing Yards	3,005	14th	13. Chris Smelley, 3,210 (2006-08)

BENTLEY'S 2017 GAME-BY-GAME STATISTICS

Opp.	GS	Com-Att-int	Pct.	Yds	TD	Long	Rush-Yds-TD
vs. NC State	*	17-29-1	58.6	215	3	39	5-1-0
at Missouri	*	18-28-0	64.3	187	1	39	4-5-0
Kentucky	*	24-36-2	66.7	304	2	68	7-19-0
La. Tech	*	22-34-1	64.7	295	1	41	5-16-0
at Texas A&M	*	17-30-0	56.7	256	2	45	9-(-46)-0
Arkansas	*	16-31-0	51.6	199	3	62	1-(-5)-0
at Tennessee	*	15-24-0	62.5	129	0	17	6-24-0
Vanderbilt							
at Georgia							
Florida							
Wofford							
Clemson							



Jake Bentley

PLAYER NOTES

6



T.J. BRUNSON

LB • 6-1 • 230 • SO. • 1L

Columbia, S.C.
(Richland Northeast)

GAMECOCKS

2017

- Leads Carolina with 56 tackles after seven games
- Ranks ninth in the SEC with 8.0 tackles per game and second in the league (seventh in FBS) with two fumble recoveries
- Came up with seven tackles in the victory over Tennessee
- Scored his first career touchdown in the win over Arkansas, recovering a Razorback fumble and racing 73 yards for the score
- Ended the Arkansas win with three tackles and two fumble recoveries
- Tallied four tackles against Texas A&M
- Finished the Louisiana Tech win with eight tackles, including 1.0 for loss
- Made 12 stops against Kentucky to lead the Gamecocks
- Came up with six tackles in the win over Missouri
- Had a mammoth effort vs. NC State, with 16 tackles (seven solo) and 1.5 tackles for loss; his 16 stops vs. NC State were the most by a Gamecock since Antonio Allen logged 16 against East Carolina on Sept. 3, 2011

BRUNSON'S CAREER STATISTICS

Year	GP/GS	UT	AT	TT	TFL	QBS	INT	PBU	QBH	FF	FR
2016	11/0	8	4	12	0-0-0	0.0/0	0	0	1	0	0
2017	7/7	31	25	56	2.5-7	0.0/0	0	0	0	0	2
Total	18/7	39	29	68	2.5-7	0.0/0	0	0	1	0	2

BRUNSON'S CAREER HIGHS

Tackles	16 • NC State, 2017
Tackles for Loss	1.5 • NC State, 2017
QB Hurries	1 • Texas A&M, 2016
Fumbles Recovered	2 • Arkansas, 2017

BRUNSON'S 2017 GAME-BY-GAME STATISTICS

Opp.	GS	UA-AT-Total	TFL	QBS	INT	PBU	QBH	FF	FR
vs. NC State	*	7-9-16	1.5-6	0.0-0	--	--	--	--	--
at Missouri	*	5-1-6	--	--	--	--	--	--	--
Kentucky	*	4-8-12	--	--	--	--	--	--	--
La. Tech	*	7-1-8	1.0-1	--	--	--	--	--	--
at Texas A&M	*	3-1-4	--	--	--	--	--	--	--
Arkansas	*	2-1-3	--	--	--	--	--	--	2
at Tennessee	*	3-4-7	--	--	--	--	--	--	--
Vanderbilt									
at Georgia									
Florida									
Wofford									
Clemson									

63



Blake CAMPER

OL • 6-8 • 310 • JR. • 2L

Virginia Beach, Va.
(Frank W. Cox)

GAMECOCKS


2017

- Has played in every game, making his first start of the season at right tackle in the victory over Tennessee
- Saw his first action of the season on the line in the win over Arkansas

CAMPER'S CAREER STATISTICS

GP/GS: 2015: 12/1 | 2016: 6/1 | 2017: 7/1 **Total: 25/3**

17



Javon CHARLESTON

DB • 6-0 • 189 • SO. • 1L

Gurnee, Ill.
(Warren Township)

GAMECOCKS

2017

- Has played in every game as one of Carolina's top special teams players
- Saw the first defensive action of his career vs. Arkansas and was credited with a pass breakup
- Made his first tackle of the season against Texas A&M, on kickoff coverage
- Recovered a Carolina fumble on a punt return vs. Louisiana Tech, keeping the Gamecocks alive en route to the late victory
- Made a huge special teams play vs. Missouri, recovering a 4th-quarter fumble on punt coverage to set up Carolina's final score of the game
- Former walk-on who was awarded a full scholarship at the end of Carolina's preseason camp

CHARLESTON'S CAREER STATISTICS

-Defense-											
Year	GP/GS	UT	AT	TT	TFL	QBS	INT	PBU	QBH	FF	FR
2016	13/0	8	2	10	0.0-0	0.0-0	0	0	0	0	0
2017	7/0	1	0	1	0.0-0	0.0-0	0	1	0	0	1
Total	20/0	9	2	11	0.0-0	0.0-0	0	1	0	0	1
-Receiving-											
Year	GP/GS	Rec	Yds	Avg	TD	Long					
2016	13/0	1	12	12.0	0	12					
2017	7/0	0	0	--	0	--					
Total	20/0	1	12	12.0	0	12					

CHARLESTON'S CAREER HIGHS


Tackles	2 • Tennessee, 2016 and Missouri, 2016
Pass Breakups	1 • Arkansas, 2017
Fumbles Recovered	1 • Missouri, 2017
Receptions	1 • Texas A&M, 2016
Yards Receiving	12 • Texas A&M, 2016
Longest Reception	12 • Texas A&M, 2016



T.J. Brunson

PLAYER NOTES

20



**Joseph
CHARLTON**
K/P • 6-5 • 190 • SO. • SQ
Columbia, S.C.
(A.C. Flora)

GAMECOCKS

2017

- Ranks seventh in the SEC with 32nd nationally with a 43.6-yard punt average
- Punted four times at Tennessee, averaging 40.0 yards per punt
- Averaged 49.5 yards per punt on two attempts vs. Arkansas
- Booted a 73-yard punt against Mizzou, the longest by a Gamecock since Marty Simpson had a 79-yard effort in 1992
- Punted six times in the NC State win, for an average of 46.7 yards, including a long of 64


CHARLTON'S CAREER STATISTICS

Year	GP	No.	Yards	Avg.	Long	TB	FC	120
2017	7	29	1,264	43.6	73	1	6	6

CHARLTON'S CAREER HIGHS

Punts	7 • Texas A&M, 2017
Punting Average	49.5 • Arkansas, 2017
Longest Punt	73 • Missouri, 2017

74



**Dennis
DALEY**
OL • 6-6 • 330 • JR. • JC
Columbia, S.C.
(Ridge View/Georgia Military)

GAMECOCKS

2017

- Made his first career start against Kentucky and was back at the starting left tackle spot vs. Louisiana Tech, Texas A&M, Arkansas and Tennessee
- Made his Gamecock debut in the Missouri win, seeing extensive time at left tackle in the second half

DALEY'S CAREER STATISTICS (at Carolina)

GP/GS: 2017: 6/5

Total: 6/5



Dennis Daley

8



**Randrecous
DAVIS**
WR • 5-10 • 186 • FR. • RS
Atlanta, Ga.
(Mays)

GAMECOCKS

2017

- Caught two passes for 23 yards in the Louisiana Tech win
- Made his first catch of the season, for nine yards, vs. Kentucky

DAVIS' CAREER STATISTICS

—Receiving—

Year	GP/GS	Rec	Yds	Avg	TD	Long
2016	2/1	3	45	15.0	0	26
2017	6/0	3	32	10.7	0	13
Total	8/1	6	77	12.8	0	26

—Rushing—

Year	GP/GS	Att	Yds	Avg	TD	Long
2016	2/1	1	7	7.0	0	7
2017	6/0	1	1	1.0	0	-1
Total	8/1	2	8	4.0	0	7

DAVIS' CAREER HIGHS

Receptions	2 • East Carolina, 2016 and Louisiana Tech, 2017
Yards Receiving	32 • East Carolina, 2016
Long Reception	26 • East Carolina, 2016
Carries	1 • East Carolina, 2016 and Louisiana Tech, 2017
Yards Rushing	7 • East Carolina, 2016
Long Rush	7 • East Carolina, 2016

DAVIS' 2017 GAME-BY-GAME STATISTICS

Opp.	GS	Rec	Yds	Avg	TD	Rush	Yds	Avg	TD
vs. NC State				DNP					
at Missouri		0	0	--	0	0	0	--	0
Kentucky		1	9	9.0	0	0	0	--	0
La. Tech		2	23	11.5	0	1	1	1.0	0
at Texas A&M		0	0	--	0	0	0	--	0
Arkansas		0	0	--	0	0	0	--	0
at Tennessee		0	0	--	0	0	0	--	0
Vanderbilt									
at Georgia									
Florida									
Wofford									
Clemson									

83



**Chavis
DAWKINS**
WR • 6-2 • 212 • SO. • 1L
Duncan, S.C.
(Byrnes)

GAMECOCKS

2017

- Has played in each game, primarily on special teams duty

DAWKINS' CAREER STATISTICS

Year	GP/GS	Rec	Yds	Avg	TD	Long
2016	11/2	8	69	8.6	0	34
2017	7/0	0	0	--	0	--
Total	18/2	8	69	8.6	0	34

DAWKINS' CAREER HIGHS

Receptions	5 • Texas A&M, 2016
Yards Receiving	34 • Missouri, 2016
Long Reception	34 • Missouri, 2016

PLAYER NOTES

34



**Mon
DENSON**
RB • 5-10 • 209 • SO. • SQ
**LaGrange, Ga.
(LaGrange)**

GAMECOCKS

2017

- Has played in each contest, including time at running back in the last two games
- Carried the ball four times for 14 yards in the victory over Tennessee
- Had his most significant action vs. Arkansas, carrying the ball eight times for 25 yards
- Came up with special teams tackles in the Arkansas and Tennessee wins
- Made his collegiate debut in the win over NC State

DENSON'S CAREER STATISTICS

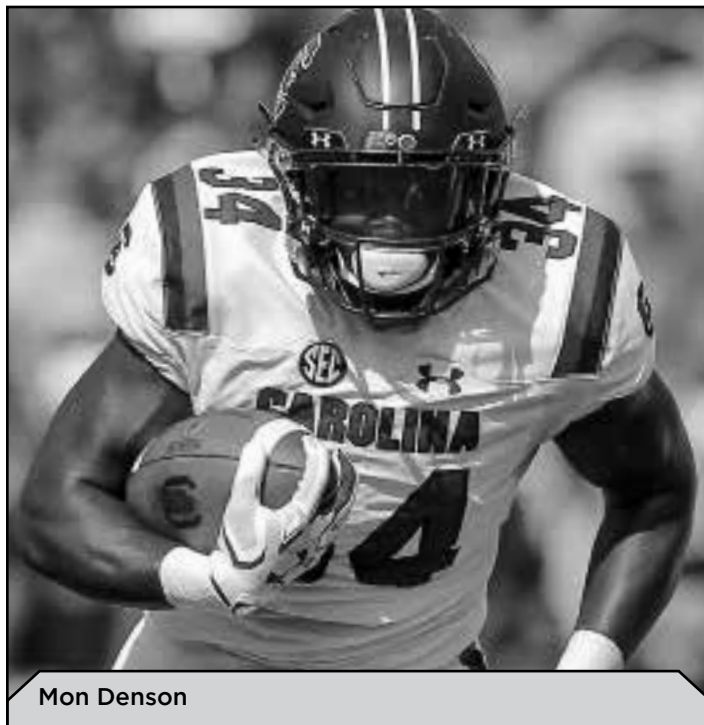
Year	GP/GS	Rush	Yds	Avg	TD	Long
2017	7/0	12	39	3.3	0	8

DENSON'S CAREER HIGHS

Carries	8 • Arkansas, 2017
Yards Rushing	25 • Arkansas, 2017
Longest Rush	8 • Tennessee, 2017

DENSON'S 2017 GAME-BY-GAME STATISTICS

Opp.	GS	Rush	Yds	Avg	TD	Rec	Yds	Avg	TD
vs. NC State		0	0	--	0	0	0	--	0
at Missouri		0	0	--	0	0	0	--	0
Kentucky		0	0	--	0	0	0	--	0
La. Tech		0	0	--	0	0	0	--	0
at Texas A&M		0	0	--	0	0	0	--	0
Arkansas		8	25	3.1	0	0	0	--	0
at Tennessee		4	14	3.5	0	0	0	--	0
Vanderbilt									
at Georgia									
Florida									
Wofford									
Clemson									



Mon Denson

89



**Bryan
EDWARDS**
WR • 6-3 • 215 • SO. • 1L
**Conway, S.C.
(Conway)**

GAMECOCKS

- 2016 Athlon's Second-Team Freshman All-America selection
- 2016 Athlon's First-Team SEC All-Freshman selection

2016 vs. VANDERBILT

- Caught eight passes for 101 yards in his collegiate debut

2017

- Listed fourth in the SEC with 4.7 receptions per game and seventh in the league with 420 passing yards
- Leads the Gamecocks with 33 catches for 420 yards
- Led Carolina with six catches for 63 yards in the Tennessee win
- Caught two passes for 20 yards and a touchdown against Arkansas, and also carried the ball for the first time as a Gamecock, an 11-yard gain
- Hauled in four passes at Texas A&M for 68 yards
- Caught six passes for a career-best 122 yards against Louisiana Tech, including a miraculous 41-yard reception with :11 remaining in the game to set up Carolina's game-winning field goal
- Caught five passes against Kentucky for 57 yards
- Caught five passes in the win over Missouri for 35 yards
- Reeled in five catches for 55 yards in the win over NC State

EDWARDS' CAREER STATISTICS

Year	GP/GS	Rec	Yds	Avg	TD	Long
2016	12/12	44	590	13.4	4	42
2017	7/7	33	420	12.7	1	41
Total	19/19	77	1,010	13.1	5	42

EDWARDS' CAREER HIGHS

Receptions	8 • Vanderbilt, 2016
Yards Receiving	122 • Louisiana Tech, 2017
Long Reception	42 • East Carolina, 2016
Receiving Touchdowns	1 • 5 times
100-yard Receiving Games	2 times

EDWARDS' 2017 GAME-BY-GAME STATISTICS

Opp.	GS	Rec	Yds	Avg	TD	Rush	Yds	Avg	TD
vs. NC State	*	5	55	11.0	0	0	0	--	0
at Missouri	*	5	35	7.0	0	0	0	--	0
Kentucky	*	5	57	11.4	0	0	0	--	0
La. Tech	*	6	122	20.3	0	0	0	--	0
at Texas A&M	*	4	68	17.0	0	0	0	--	0
Arkansas	*	2	20	10.0	1	1	11	11.0	0
at Tennessee	*	6	63	10.5	0	0	0	--	0
Vanderbilt									
at Georgia									
Florida									
Wofford									
Clemson									

EDWARDS IN THE CAROLINA RECORD BOOKS

Career

Category	No.	Rank	Up Next
Receptions	77	27th	26. Danny Smith, 78 (1984-87)
Receiving Yards	1,010	--	30. Mike Haggard, 1,047 (1970-72)

PLAYER NOTES



35

Daniel FENNELL

DL • 6-3 • 244 • SO. • 1L

Loganville, Ga. (Grayson)

GAMECOCKS

2017

- Made three tackles in the Tennessee win, including 1.5 tackles for loss and a key sack late in the 2nd quarter to force a Volunteer field goal
- Credited with one tackle at Texas A&M
- Matched a career high with three tackles and added his first career sack against Louisiana Tech
- Set a career high with three tackles against Kentucky
- Came up with two tackles in the Missouri win
- Logged two tackles in the victory over NC State

FENNELL'S CAREER STATISTICS

Year	GP/GS	UT	AT	TT	TFL	QBS	INT	PBU	QBH	FF	FR
2016	6/0	1	0	1	0.0-0	0.0-0	0	0	0	0	0
2017	7/0	9	5	14	2.5-11	2.0-10	0	0	0	0	0
Total	13/0	10	5	15	2.5-11	2.0-10	0	0	0	0	0

FENNELL'S CAREER HIGHS

Tackles	3 • Kentucky, 2017; Louisiana Tech, 2017 and Tennessee, 2017
Tackles for Loss	1.5 • Tennessee, 2017
Sacks	1.0 • Louisiana Tech, 2017 and Tennessee, 2017

FENTON'S 2017 GAME-BY-GAME STATISTICS

Opp.	GS	UA-AT-Total	TFL	QBS	INT	PBU	QBH	FF	FR
vs. NC State		1-1-2	--	--	--	--	--	--	--
at Missouri		1-1-2	--	--	--	--	--	--	--
Kentucky		3-0-3	--	--	--	--	--	--	--
La. Tech		2-1-3	1.0-2	1.0-2	--	--	--	--	--
at Texas A&M		1-0-1	--	--	--	--	--	--	--
Arkansas		--	--	--	--	--	--	--	--
at Tennessee		1-2-3	1.5-9	1.0-8	--	--	--	--	--
Vanderbilt									
at Georgia									
Florida									
Wofford									
Clemson									



16

Rashad FENTON

DB • 5-10 • 184 • JR. • 2L

Miami, Fla. (Miami Carol City)

GAMECOCKS

CAREER vs. VANDERBILT

- Made one tackle, forced a fumble and broke up two passes in the 2016 win
- Returned two kicks for 29 yards in 2015

2017

- Enters the Vanderbilt game with a 26.6-yard kick return average for his career, tops in Carolina history
- Racked up three tackles in the Tennessee win and four against Arkansas
- Set a career high with seven tackles at Texas A&M and added a pass breakup
- Tallied four tackles and a key pass breakup against Louisiana Tech
- His pass deflection against Mizzou came at a crucial time, as he knocked away a pass to the end zone that kept the Tigers from a touchdown
- Came up with six tackles in the win over NC State and recovered a fumble

FENTON'S CAREER STATISTICS

-Defense-

Year	GP/GS	UT	AT	TT	TFL	QBS	INT	PBU	QBH	FF	FR
2015	10/0	2	0	2	0.0-0	0.0-0	0	0	0	0	0
2016	12/7	26	12	38	1.5-7	1.5-7	1	6	0	1	0
2017	7/7	25	1	26	0.0-0	0.0-0	0	3	0	0	1
Total	29/14	53	13	66	1.5-7	1.5-7	1	9	0	1	1

-Kick Returns-

Year	GP/GS	No.	Yds	Avg	TD	Long
2015	10/0	14	365	26.1	1	96
2016	12/7	2	72	36.0	0	50
2017	7/7	4	94	23.5	0	31
Total	29/14	20	551	26.5	1	96

-Punt Returns-

Year	GP/GS	No.	Yds	Avg	TD	Long
2015	10/0	0	0	--	0	--
2016	12/7	2	8	4.0	0	5
2017	7/7	0	0	--	0	--
Total	29/14	2	8	4.0	0	5

FENTON'S CAREER HIGHS

Tackles	7 • Texas A&M, 2017
Tackles for Loss	1.0 • Missouri, 2016
Sacks	0.5 • Tennessee, 2016
Interceptions	1 • Missouri, 2016
Pass Breakups	2 • Vanderbilt, 2016
Forced Fumbles	1 • Vanderbilt, 2016
Fumbles Recovered	1 • NC State, 2017
Kick Return Yards	118 • LSU, 2015
Long Kick Return	96 • LSU, 2015
Kick Return Touchdowns	1 • LSU, 2015
Long Punt Return	5 • Kentucky, 2016

FENTON'S 2017 GAME-BY-GAME STATISTICS

Opp.	GS	UA-AT-Total	TFL	QBS	INT	PBU	QBH	FF	FR
vs. NC State	*	5-1-6	--	--	--	--	--	--	1
at Missouri	*	2-0-2	--	--	--	1	--	--	--
Kentucky	*	--	--	--	--	--	--	--	--
La. Tech	*	4-0-4	--	--	--	1	--	--	--
at Texas A&M	*	7-0-7	--	--	--	1	--	--	--
Arkansas	*	4-0-4	--	--	--	--	--	--	--
at Tennessee	*	3-0-3	--	--	--	--	--	--	--
Vanderbilt									
at Georgia									
Florida									
Wofford									
Clemson									

FENTON IN THE CAROLINA RECORD BOOKS

Single-Game

Category	No. (Game)	Rank
Long Kick Return	96 (LSU, 2015)	10th

Career

Category	No.	Rank	Up Next
Kick Return Avg.	26.6	School Record	---



Rashad Fenton

PLAYER NOTES

6



Terry GOOGER

WR • 6-4 • 217 • JR. • 2L

Atlanta, Ga.
(Woodward Academy)

GAMECOCKS

CAREER vs. VANDERBILT

- Reeled in one pass for 13 yards in the 2015 win

2017

- Was carted off the field after suffering an injury at Texas A&M; was transported to a local hospital and later released after clearing all of his tests
- Did not dress against Arkansas or Tennessee
- Made his 25th appearance in a Gamecock uniform against Kentucky

GOOGER'S CAREER STATISTICS

Year	GP/GS	Rec	Yds	Avg	TD	Long
2015	11/2	5	74	14.8	0	22
2016	11/3	7	66	9.4	0	13
2017	5/0	0	0	--	0	--
Total	27/5	12	140	11.7	0	22

GOOGER'S CAREER HIGHS

Receptions	3 • Texas A&M, 2016
Yards Receiving	39 • North Carolina, 2015
Long Reception	22 • North Carolina, 2015

17



Danny GORDON

QB • 6-0 • 211 • JR. • SQ


Worthington, Ohio
(Worthington/Miami (Ohio))

GAMECOCKS

2017

- Has played in every game as Carolina's holder on field goal attempts

44



Sherrod GREENE

LB • 6-1 • 223 • FR. • HS

Rocky Mount, N.C.
(Rocky Mount)

GAMECOCKS

2017

- Collected one tackle in the win over Tennessee
- Made his first career start in the Arkansas win and made four tackles
- Had seen extensive action in the last three games, with three solo tackles against both Kentucky and Texas A&M
- Made his Gamecock debut in the victory over NC State, tallying two tackles, both of which came after halftime

GREENE'S CAREER STATISTICS

Year	GP/GS	UT	AT	TT	TFL	QBS	INT	PBU	QBH	FF	FR
2017	7/1	12	2	14	0.0-0	0.0-0	0	0	0	0	0

GREENE'S CAREER HIGHS

Tackles	4 • Arkansas, 2017
---------	--------------------

GREENE'S 2017 GAME-BY-GAME STATISTICS

Opp.	GS	UA-AT-Total	TFL	QBS	INT	PBU	QBH	FF	FR
vs. NC State		1-1-2	--	--	--	--	--	--	--
at Missouri		1-0-1	--	--	--	--	--	--	--
Kentucky		3-0-3	--	--	--	--	--	--	--
La. Tech		--	--	--	--	--	--	--	--
at Texas A&M		3-0-3	--	--	--	--	--	--	--
Arkansas	*	3-1-4	--	--	--	--	--	--	--
at Tennessee		1-0-1	--	--	--	--	--	--	--
Vanderbilt									
at Georgia									
Florida									
Wofford									
Clemson									

51



Cory HELMS

OL • 6-4 • 309 • SR. • 1L

Alpharetta, Ga.
(Milton/Wake Forest)

GAMECOCKS

- 2017 Campbell Trophy Semifinalist

- 2013 Freshman All-American (at Wake Forest)

2017

- Made his 40th start vs. LA Tech but left in the 1st quarter with an injury
- Missed Carolina's games against Texas A&M, Arkansas and Tennessee

HELMS' CAREER STATISTICS (at Wake Forest & Carolina)

GP/GS:	2013: 12/11 2014: 12/12 2016: 13/13 2017: 4/4	Total: 41/40
--------	---	---------------------

82



Evan HINSON

TE • 6-4 • 240 • FR. • RS

Deltona, Fla.
(Deltona)

GAMECOCKS

2017

- Has played in every game on special teams
- Made his collegiate debut in the season-opener vs. NC State

2016

- Joined the South Carolina men's basketball team after the Birmingham Bowl and saw action in eight contests

HINSON'S CAREER STATISTICS

Year	GP/GS	Rec	Yds	Avg	TD	Long
2017	7/0	0	0	--	0	--



Sherrod Greene

PLAYER NOTES

81



Hayden HURST

TE • 6-5 • 250 • JR. • 2L

**Jacksonville, Fla.
(The Bolles School)**

GAMEBOOKS

- 2017 Mackey Award Watch List
- 2017 Athlon's Preseason First-Team All-SEC selection
- 2017 Preseason First-Team All-SEC selection (Coaches)
- 2017 Preseason Second-Team All-SEC selection (Media)
- 2016 Mackey Award Midseason Watch List
- 2016 Burlsworth Trophy nominee

CAREER vs. VANDERBILT

- Caught two passes for 17 yards in 2016

2017

- Enters the Vanderbilt game with 75 career receptions and needs three to match Danny Smith (78 catches from 1984-87) for Carolina's career tight end receptions record
- Listed second on the team with 19 receptions for 297 yards
- Ranked 13th in the SEC, averaging 15.6 yards per catch
- Carried the ball once at Tennessee for four yards
- Went over 1,000 career receiving yards in the Arkansas win, when he caught two passes for 76 yards, including a 62-yard touchdown strike
- Had his best effort of the season to date with a team-best six catches for 76 yards against Texas A&M
- Caught three passes for 39 yards in the victory over Louisiana Tech
- Made four receptions against Kentucky for 39 yards
- Reeled in three catches for a team-high 69 yards and a touchdown in the win over Missouri
- Also scored on a two-yard rush against Mizzou
- Both of his touchdowns against Mizzou came after halftime, including a 39-yard catch-and-run in the 3rd quarter

2016

- Named one of four permanent team captains, earning captain status as a sophomore
- Set Carolina's single-season record for catches by a tight end with 48
- Also broke the school record for receiving yards by a tight end with 616
- Ranked among the nation's top-12 tight ends in catches and yards receiving

HURST'S CAREER STATISTICS

-Receiving-

Year	GP/GS	Rec	Yds	Avg	TD	Long
2015	12/1	8	106	13.2	0	47
2016	13/13	48	616	12.8	1	47
2017	7/7	19	297	15.6	2	62
Total	32/21	75	1,109	13.6	3	62

-Passing-

Year	GP/GS	C-A-I	Pct.	Yds	TD	Lg
2015	12/1	0-0-0	--	0	0	--
2016	13/13	2-2-0	100.0	21	0	12
2017	7/7	0-0-0	--	0	0	--
Total	32/21	2-2-0	100.0	21	0	12

-Rushing-

Year	GP/GS	Att	Yds	Avg	TD	Long
2015	12/1	0	0	--	0	--
2016	13/13	2	9	4.5	0	7
2017	7/7	4	18	4.5	1	13
Total	32/21	6	27	4.5	1	13

HURST'S CAREER HIGHS

Receptions	8 • Mississippi State, 2016
Yards Receiving	90 • Texas A&M, 2016
Long Reception	62 • Arkansas, 2017
Touchdown Receptions	1 • USF, 2016; Missouri, 2017 and Arkansas, 2017
Pass Completions	1 • Texas A&M, 2016 and Western Carolina, 2016
Passing Yards	12 • Western Carolina, 2016
Longest Pass	12 • Western Carolina, 2016
Carries	2 • Clemson, 2016 and Arkansas, 2017
Yards Rushing	12 • Arkansas, 2017
Long Rush	13 • Arkansas, 2017
Rushing Touchdowns	1 • Missouri, 2017

HURST'S 2017 GAME-BY-GAME STATISTICS

Opp.	GS	Rec	Yds	Avg	TD	Rush	Yds	Avg	TD
vs. NC State	*	1	-2	-2.0	0	0	0	--	0
at Missouri	*	3	69	23.0	1	1	2	2.0	1
Kentucky	*	4	39	9.8	0	0	0	--	0
La. Tech	*	3	39	13.0	0	0	0	--	0
at Texas A&M	*	6	76	12.7	0	0	0	--	0
Arkansas	*	2	76	38.0	1	2	12	6.0	0
at Tennessee	*	0	0	--	0	1	4	4.0	0
Vanderbilt									
at Georgia									
Florida									
Wofford									
Clemson									

HURST IN THE CAROLINA RECORD BOOKS

Single-Season • Tight Ends

Category	No. (Year)	Rank	Up Next
Receptions	48 (2016)	School Record	---
Yards Receiving	616 (2016)	School Record	---

Career • Tight Ends

Category	No.	Rank	Up Next
Receptions	75	2nd	1. Danny Smith, 78 (1984-87)
Yards Receiving	1,019	3rd	2. Jared Cook, 1,107 (2006-08)

Career • All Positions


Category	No.	Rank	Up Next
Receptions	75	29th	27. Bryan Edwards, 77 (2016-Pres.) 28. Eddie Miller, 76 (1988-91)
Yards Receiving	1,019	---	30. Mike Haggard, 1,047 (1970-72)



Hayden Hurst

PLAYER NOTES

50



Sadarius HUTCHERSON

OL • 6-4 • 316 • FR. • RS

Huntingdon, Tenn. (Huntingdon)

GAMECOCKS

2017


- Served as starting left guard against Texas A&M, Arkansas and Tennessee
- Made his collegiate debut against Louisiana Tech, playing the majority of the game at left guard after Cory Helms left with an injury in the 1st quarter

HUTCHERSON'S CAREER STATISTICS

GP/GS: 2017: 4/3

Total: 4/3

93



Ulric JONES

DL • 6-5 • 312 • SR. • 1L

Oxford, Ala. (Oxford/Butler C.C.)

GAMECOCKS

2016 vs. VANDERBILT

- Made two tackles in his Carolina debut

2017

- Tallied three tackles in the victory over Tennessee, his 20th appearance with the Gamecocks
- Collected two tackles and two quarterback hurries in the win over Arkansas
- Chalked up three tackles and his first career sack against Texas A&M
- Credited with two tackles against Louisiana Tech
- Chipped in one tackle against Kentucky
- Got the start vs. NC State and made three tackles to go with a pass breakup

JONES' CAREER STATISTICS (at Carolina)

Year	GP/GS	UT	AT	TT	TFL	QBS	INT	PBU	QBH	FF	FR
2016	13/8	13	29	42	0.5-1	0.0-0	0	2	0	0	0
2017	7/1	9	5	14	1.0-8	1.0-8	0	1	2	0	0
Total	20/9	22	34	56	1.5-9	1.0-8	0	3	2	0	0


JONES' CAREER HIGHS

Tackles	9 • Mississippi State, 2016
Tackles for Loss	1.0 • Texas A&M, 2017
Sacks	1.0 • Texas A&M, 2017
QB Hurries	2 • Arkansas, 2017
Pass Breakups	1 • East Carolina, 2016; UMass, 2016 and NC State, 2017
Blocked Field Goals	1 • East Carolina, 2016 and Clemson, 2016

JONES' 2017 GAME-BY-GAME STATISTICS

Opp.	GS	UA-AT-Total	TFL	QBS	INT	PBU	QBH	FF	FR
vs. NC State	*	1-2-3	--	--	--	1	--	--	--
at Missouri		--	--	--	--	--	--	--	--
Kentucky		0-1-1	--	--	--	--	--	--	--
La. Tech		2-0-2	--	--	--	--	--	--	--
at Texas A&M		3-0-3	1.0-8	1.0-8	--	--	--	--	--
Arkansas		2-0-2	--	--	--	--	2	--	--
at Tennessee		1-2-3	--	--	--	--	--	--	--
Vanderbilt									
at Georgia									
Florida									
Wofford									
Clemson									

7



JaMarcus KING

DB • 6-2 • 186 • SR. • 1L

Mobile, Ala. (Blount/Coffeyville C.C.)

GAMECOCKS

• SEC Defensive Player of the Week - 10/31/16

2016 vs. VANDERBILT

- Made three tackles, including one for loss, in his Carolina debut

2017

- Recorded three tackles in the win over Tennessee
- Credited with three tackles and a pair of pass breakups against Arkansas
- Marked up for three tackles and a pass breakup at Texas A&M
- Made two tackles and a crucial interception against Louisiana Tech
- Made three tackles and a pass breakup in the Kentucky game
- Came up with four tackles in the win against Missouri
- Matched a career high with seven tackles in the victory against NC State

2016

- Logged three interceptions, tying for eighth in the SEC

KING'S CAREER STATISTICS (at Carolina)

-Defense-

Year	GP/GS	UT	AT	TT	TFL	QBS	INT	PBU	QBH	FF	FR
2016	13/11	51	5	56	3.0-10	0.0-0	3	9	0	1	1
2017	7/7	21	4	25	0.0-0	0.0-0	1	6	0	0	0
Total	20/18	72	9	81	3.0-10	0.0-0	4	15	0	1	1

-Punt Returns-

Year	GP/GS	No.	Yds	Avg	TD	Long
2016	13/11	1	2	2.0	0	2
2017	7/7	0	0	--	0	--
Total	20/18	1	2	2.0	0	2

KING'S CAREER HIGHS

Tackles	7 • Texas A&M, 2016 and NC State, 2017
Tackles for Loss	1.0 • Vanderbilt, 2016, Mississippi State, 2016 and Georgia, 2016
Interceptions	2 • Tennessee, 2016
Pass Breakups	3 • UMass, 2016
Fumbles Forced	1 • Kentucky, 2016
Fumbles Recovered	1 • Florida, 2016
Long Punt Return	2 • Texas A&M, 2016

KING'S 2017 GAME-BY-GAME STATISTICS

Opp.	GS	UA-AT-Total	TFL	QBS	INT	PBU	QBH	FF	FR
vs. NC State	*	6-1-7	--	--	--	--	--	--	--
at Missouri	*	3-1-4	--	--	--	--	--	--	--
Kentucky	*	2-1-3	--	--	--	1	--	--	--
La. Tech	*	1-1-2	--	--	1	2	--	--	--
at Texas A&M	*	3-0-3	--	--	--	1	--	--	--
Arkansas	*	3-0-3	--	--	--	2	--	--	--
at Tennessee	*	3-0-3	--	--	--	--	--	--	--
Vanderbilt									
at Georgia									
Florida									
Wofford									
Clemson									

PLAYER NOTES

99



Javon KINLAW

DL • 6-6 • 326 • SO. • JC

Charleston, S.C.
(Goose Creek/Jones J.C.)

GAMECOCKS

2017

- Had his biggest effort of the season in the Arkansas win, with three tackles and 1.0 tackles for loss
- Made his first career start vs. Louisiana Tech and also started at Texas A&M
- Made one solo tackle in the Kentucky game
- Had a big impact on the Missouri win, logging one tackle, two pass break-ups and a blocked field goal
- Made his Gamecock debut in the victory over NC State

2016

- Named second-team All-America at Jones County JC

J. KINLAW'S CAREER STATISTICS (at Carolina)

Year	GP/GS	UT	AT	TT	TFL	QBS	INT	PBU	QBH	FF	FR
2017	7/4	2	3	5	1.0-5	0.0-0	0	2	0	0	0

J. KINLAW'S CAREER HIGHS

Tackles	3 • Arkansas, 2017
Tackles for Loss	1.0 • Arkansas, 2017
Pass Breakups	2 • Missouri, 2017
Blocked Field Goals	1 • Missouri, 2017

J. KINLAW'S 2017 GAME-BY-GAME STATISTICS

Opp.	GS	UA-AT-Total	TFL	QBS	INT	PBU	QBH	FF	FR
vs. NC State		0-0-0	--	--	--	--	--	--	--
at Missouri		0-1-1	--	--	--	2	--	--	--
Kentucky		1-0-1	--	--	--	--	--	--	--
La. Tech	*	--	--	--	--	--	--	--	--
at Texas A&M	*	--	--	--	--	--	--	--	--
Arkansas	*	1-2-3	1.0-5	--	--	--	--	--	--
at Tennessee	*	--	--	--	--	--	--	--	--
Vanderbilt									
at Georgia									
Florida									
Wofford									
Clemson									

70



Alan KNOTT

OL • 6-4 • 290 • SR. • 3L

Tyrone, Ga.
(Sandy Creek)

GAMECOCKS

- 2015, 2016, 2017 Rimington Award Watch List

2017

- Has started every game at center
- Made his 40th career appearance at Texas A&M
- Served as a team captain in the Missouri win
- Made his 30th career start in the victory over NC State

KNOTT'S CAREER STATISTICS

GP/GS: 2014: 13/8 | 2015: 10/9 | 2016: 12/12 | 2017: 7/7 **Total: 42/36**

3



Chris LAMMONS

DB • 5-10 • 190 • SR. • 3L

Lauderhill, Fla.
(Plantation)

GAMECOCKS

CAREER vs. VANDERBILT

- Recorded three tackles and an interception in the 2015 win
- Added one tackle in 2016

2017

- Listed fourth in the SEC and 26th in FBS with a punt return average of 8.9 yards
- Picked up three tackles, including 1.0 for loss, in the Tennessee win while also returning four punts for 49 yards
- Was in coverage one the final play of the game against the Vols, getting in the way of a potential game-winning touchdown
- Credited with four tackles, 1.0 tackles for loss, a forced fumble and a pass breakup in the win over Arkansas
- Made seven tackles at Texas A&M
- Tallied seven tackles against Kentucky
- Chalked up six tackles in the victory over Missouri
- Matched a career high with eight tackles in the victory over NC State
- Returned three punts against the Wolfpack for 26 yards, with all 26 coming on a 3rd quarter return that set up Carolina's go-ahead touchdown

LAMMONS' CAREER STATISTICS

-Defense-

Year	GP/GS	UT	AT	TT	TFL	QBS	INT	PBU	QBH	FF	FR
2014	10/7	20	1	21	0.5-1	0.0-0	0	0	0	0	0
2015	8/4	18	6	24	1.5-5	0.0-0	1	4	0	0	0
2016	13/13	36	17	53	4.0-20	1.0-10	3	6	0	2	2
2017	7/7	30	10	40	3.0-8	0.0-0	0	1	0	1	0
Total	38/31	104	34	138	9.0-34	1.0-10	4	11	0	3	2

-Punt Returns-

Year	GP/GS	No.	Yds	Avg	TD	Long
2016	13/13	9	71	7.0	0	39
2017	7/7	12	107	8.9	0	26
Total	38/31	21	178	8.5	0	39

LAMMONS' CAREER HIGHS

Tackles	8 • East Carolina, 2016 and NC State, 2017
Tackles for Loss	2.0 • East Carolina, 2016
Sacks	1.0 • East Carolina, 2016
Interceptions	1 • 4 times
Pass Breakups	2 • Tennessee, 2015 and Western Carolina, 2016
Forced Fumbles	1 • 3 times
Fumbles Recovered	1 • UMass, 2016 and Missouri, 2016
Punt Return Yards	49 • Tennessee, 2017
Long Punt Return	39 • USE, 2016

LAMMONS' 2017 GAME-BY-GAME STATISTICS

Opp.	GS	UA-AT-Total	TFL	QBS	INT	PBU	QBH	FF	FR
vs. NC State	*	4-4-8	--	--	--	--	--	--	--
at Missouri	*	5-1-6	--	--	--	--	--	--	--
Kentucky	*	5-2-7	--	--	--	--	--	--	--
La. Tech	*	5-0-5	1.0-5	--	--	--	--	--	--
at Texas A&M	*	4-3-7	--	--	--	--	--	--	--
Arkansas	*	4-0-4	1.0-1	--	--	1	--	1	--
at Tennessee									
Vanderbilt									
at Georgia									
Florida									
Wofford									
Clemson									

PLAYER NOTES



22

Steven MONTAC

DB • 5-11 • 181 • JR. • 1L

**Covington, Ga.
(Newton/Coffeyville C.C.)**

GAMECOCKS

2017

- Made two tackles and a pass breakup against Arkansas
- Returned from a three-game injury absence to see game action at Texas A&M
- Was limited against NC State after a preseason foot injury, but saw action against the Wolfpack

2016

- Walk-on defensive back who joined the team after fall camp got underway
- Played in 11 games, with six starts, and notched 39 tackles

MONTAC'S CAREER STATISTICS (at Carolina)

Year	GP/GS	UT	AT	TT	TFL	QBS	INT	PBU	QBH	FF	FR
2016	11/6	23	16	39	0.5-1	0.0-0	0	3	0	2	1
2017	4/0	2	0	2	0.0-0	0.0-0	0	1	0	0	0
Total	15/6	25	16	41	0.5-1	0.0-0	0	4	0	2	1

MONTAC'S CAREER HIGHS

Tackles	9 • Florida, 2016
Tackles for Loss	0.5 • USE, 2016
Pass Breakups	1 • 4 times
Forced Fumbles	1 • Missouri, 2016 and USE, 2016
Fumbles Recovered	1 • USE, 2016



10

Skai MOORE

LB • 6-2 • 218 • SR. • 3L

**Cooper City, Fla.
(University)**

GAMECOCKS

- 2017 Bednarik, Nagurski and Butkus Award Watch Lists
- 2017 Preseason First-Team All-SEC selection (Coaches)
- 2017 Preseason Second-Team All-SEC selection (Media)
- 2015 Second-Team All-SEC selection (AP and Coaches)
- 2013 SEC All-Freshman Team selection (Coaches)
- SEC Defensive Player of the Week - 9/17/15

CAREER vs. VANDERBILT

- Had a monster game in the 2015 victory, with 11 tackles, a sack, a forced fumble, a fumble recovery and an interception
- Made one tackle in 2013 and five tackles in 2014

2017

- Ranked eighth in the SEC and 55th in the nation with two interceptions
- Listed 14th in the conference with 7.3 tackles per game
- Enters the Vanderbilt game needing one interception to match Bo Davies (1969-71) for the school record, with 14
- Led the Gamecocks with nine tackles and added 1.0 sack in the Tennessee victory
- Marked down for two tackles, his first sack of the season, and an interception, which he returned 34 yards for a touchdown, against Arkansas
- Made six tackles including 1.5 tackles for loss at Texas A&M
- Led the Gamecocks with 12 tackles (eight solo) in the LA Tech win

2017 (CONT.)

- Finished the Kentucky game with seven tackles, 1.0 tackles for loss and an interception, which moved him into second on Carolina's career INT list
- Returned for his first game since the 2015 season and logged eight tackles against NC State, including 0.5 TFL and a QB hurry

MOORE'S CAREER STATISTICS

Year	GP/GS	UT	AT	TT	TFL	QBS	INT	PBU	QBH	FF	FR
2013	13/4	30	26	56	3.5-7	0.5-3	4	0	0	0	1
2014	12/9	52	41	93	2.5-13	1.0-9	3	0	1	0	1
2015	12/11	69	42	111	6.5-21	2.0-11	4	4	1	3	1
2016											
2017	7/7	32	19	51	6.0-21	2.0-2	2	0	3	0	0
Total	44/31	183	128	311	18.5-62	5.5-35	13	4	5	3	3

MOORE'S CAREER HIGHS

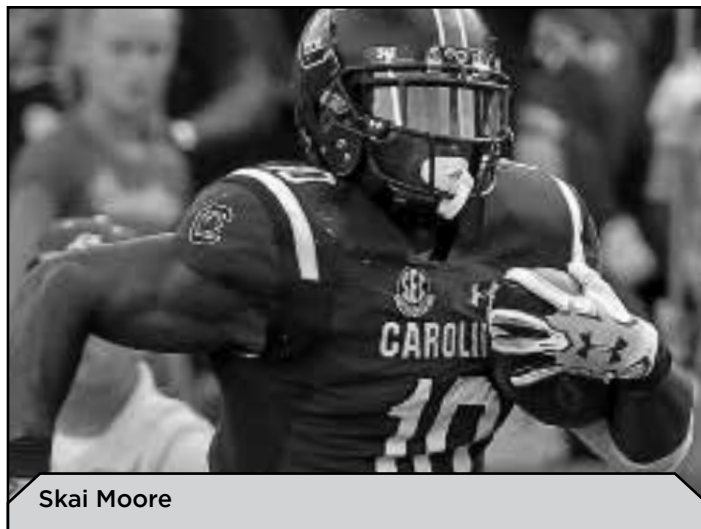
Tackles	14 • Texas A&M, 2015
Tackles for Loss	2.0 • Arkansas, 2017
Sacks	1.0 • 5 times
QB Hurries	1 • 5 times
Interceptions	2 • Wisconsin, 2013; South Alabama, 2014 and North Carolina, 2015
Pass Breakups	2 • UCF, 2015
Forced Fumbles	2 • Clemson, 2015
Fumbles Recovered	1 • Clemson, 2013; Furman, 2014 and Vanderbilt, 2015

MOORE'S 2017 GAME-BY-GAME STATISTICS

Opp.	GS	UA-AT-Total	TFL	QBS	INT	PBU	QBH	FF	FR
vs. NC State	*	2-6-8	0.5-1	--	--	--	1	--	--
at Missouri	*	5-2-7	--	--	--	--	1	--	--
Kentucky	*	6-1-7	1.0-2	--	1	--	--	--	--
La. Tech	*	8-4-12	--	--	--	--	--	--	--
at Texas A&M	*	4-2-6	1.5-4	--	--	--	--	--	--
Arkansas	*	2-0-2	2.0-9	1.0-7	1	--	1	--	--
at Tennessee	*	5-4-9	1.0-5	1.0-5	--	--	--	--	--
Vanderbilt									
at Georgia									
Florida									
Wofford									
Clemson									

MOORE IN THE CAROLINA RECORD BOOKS

Career				
Category	No.	Rank	Up Next	
Interceptions	13	2nd	1. Bo Davies, 14 (1969-71)	
Total Tackles	311	10th	9. Ben Washington, 327 (1994-97)	
Unassisted Tackles	178	4th	3. Patrick Hinton, 191 (1987-90)	



Skai Moore

PLAYER NOTES



9

Keisean
NIXON

DB • 5-10 • 192 • JR. • JC

Compton, Calif.
(Salesian/Arizona Western)

GAMECOCKS

2017


- Made two tackles against Arkansas and recorded his first interception as a Gamecock, racing 45 yards for the game-sealing touchdown
- Logged his first stats vs. Texas A&M, making one tackle and recovering an Aggie fumble

NIXON'S CAREER STATISTICS (at Carolina)

Year	GP/GS	UT	AT	TT	TFL	QBS	INT	PBU	QBH	FF	FR
2017	6/0	3	0	3	0.0-0	0.0-0	1	0	0	0	1

NIXON'S CAREER HIGHS

Tackles	2 • Arkansas, 2017
Interceptions	1 • Arkansas, 2017
Fumbles Recovered	1 • Texas A&M, 2017



69

D.J.
PARK

OL • 6-4 • 337 • SR. • 3L

Dillon, S.C.
(Dillon)


GAMECOCKS

2017

- Has played in every game, with his first start of the season vs. Arkansas
- Saw extensive action at right tackle vs. Texas A&M after the injury to Malik Young

PARK'S CAREER STATISTICS

GP/GS: 2014: 8/0 | 2015: 10/0 | 2016: 13/3 | 2017: 7/1 **Total: 38/4**



87

Kiel
POLLARD

TE • 6-0 • 240 • SO. • 1L

Moultrie, Ga.
(Colquitt County)

GAMECOCKS

2017

- Has played in each game, primarily on special teams duty
- Has seen offensive snaps each of the last two weeks and caught his first pass of the year, for four yards, against Tennessee

POLLARD'S CAREER STATISTICS

Year	GP/GS	Rec	Yds	Avg	TD	Long
2016	12/0	1	18	18.0	0	18
2017	7/0	1	4	4.0	0	4
Total	19/0	2	22	11.0	0	18

POLLARD'S CAREER HIGHS

Receptions	1 • Georgia, 2016 and Tennessee, 2017
Yards Receiving	18 • Georgia, 2016
Long Reception	18 • Georgia, 2016



95

Dante
SAWYER

DL • 6-3 • 275 • SR. • 2L

Suwanee, Ga.
(North Gwinnett/E. Miss. C.C.)

GAMECOCKS

CAREER vs. VANDERBILT

- Tallied one tackle in 2016

2017

- Leads the nation with 0.67 forced fumbles per game
- Graded by Pro Football Focus as the top interior defensive lineman in the SEC through seven weeks
- Made a key sack late in the Tennessee game, forcing a fumble and pushing Tennessee into a 4th-quarter punt
- Credited with two tackles and forced the fumble that led to T.J. Brunson's touchdown return in the win against Arkansas
- Came up with six tackles and 0.5 TFL against Kentucky
- Turned in a huge effort against NC State, with seven tackles, two forced fumbles, two QB hurries, 1.5 tackles for loss and a sack

SAWYER'S CAREER STATISTICS (at Carolina)

Year	GP/GS	UT	AT	TT	TFL	QBS	INT	PBU	QBH	FF	FR
2015	11/4	9	8	17	2.5-18	2.5-18	0	1	1	0	1
2016	13/0	17	8	25	4.0-15	1.0-7	0	2	4	0	1
2017	6/3	13	7	20	5.0-41	3.0-38	0	1	3	4	0
Total	30/7	39	23	62	11.5-74	6.5-63	0	4	8	4	2

SAWYER'S CAREER HIGHS

Tackles	7 • NC State, 2017
Tackles for Loss	2.0 • Kentucky, 2016 and Arkansas, 2017
Sacks	1.0 • 5 times
QB Hurries	2 • Tennessee, 2016 and NC State, 2017
Pass Breakups	1 • 4 times
Forced Fumbles	2 • NC State, 2017
Fumbles Recovered	1 • Clemson, 2015 and East Carolina, 2016

SAWYER'S 2017 GAME-BY-GAME STATISTICS

Opp.	GS	UA-AT-Total	TFL	QBS	INT	PBU	QBH	FF	FR
vs. NC State	*	3-4-7	1.5-19	1.0-18	--	--	2	2	--
at Missouri	*	2-1-3	--	--	--	--	--	--	--
Kentucky	*	4-2-6	0.5-0	--	--	--	1	--	--
La. Tech									
at Texas A&M		1-0-1	--	--	--	--	--	--	--
Arkansas		2-0-2	2.0-10	1.0-8	--	--	--	1	--
at Tennessee		1-0-1	1.0-12	1.0-12	--	1	--	1	--
Vanderbilt									
at Georgia									
Florida									
Wofford									
Clemson									



Dante Sawyer

PLAYER NOTES

12



**Michael
SCARNECCHIA**
QB • 6-4 • 209 • JR. • SQ
**Fleming Island, Fla.
(Fleming Island)**

GAMECOCKS

2017

- Saw his first action of the season late in the win over Arkansas

SCARNECCHIA'S CAREER STATISTICS

Year	GP/GS	C-A-I	Pct.	Yds	TD	Lg
2015	1/0	1-1-0	100.0	9	0	9
2016			DNP			
2017	1/0	0-0-0	--	0	0	--
Total	2/0	1-1-0	100.0	9	0	9

SCARNECCHIA'S CAREER HIGHS

Pass Attempts	1 • LSU, 2015
Pass Completions	1 • LSU, 2015
Passing Yards	9 • LSU, 2015

24



**D.J.
SMITH**
DB • 5-11 • 198 • SR. • 3L
**Marietta, Ga.
(Walton)**

GAMECOCKS

CAREER vs. VANDERBILT

- Made five tackles, including one for loss, in the 2016 game
- Recorded two tackles in both 2014 and 2015

2017

- Collected four tackles, including 0.5 for loss, in the Tennessee win
- Made eight tackles at Texas A&M, a season high
- Tallied three tackles in the Louisiana Tech win
- Chalked up six tackles in the Kentucky game, his 40th career appearance for the Gamecocks
- Recorded three tackles vs. Missouri
- Made seven tackles and three pass breakups in the victory over NC State
- Came up with the crucial defensive play of the game against the Wolfpack, deflecting a pass in the end zone on NC State's final play of the day

2016

- Led the team with 80 tackles, including 62 solo stops, the third-highest total of solo tackles in the SEC

D.J. SMITH'S CAREER STATISTICS

Year	GP/GS	UT	AT	TT	TFL	QBS	INT	PBU	QBH	FF	FR
2014	12/1	8	3	11	0.0-0	0.0-0	0	1	0	0	0
2015	12/1	18	4	22	1.0-3	0.0-0	0	1	0	0	0
2016	13/10	62	18	80	3.0-7	0.0-0	1	0	0	0	2
2017	7/7	23	10	33	0.5-1	0.0-0	0	3	0	0	0
Total	44/19	111	35	146	4.5-11	0.0-0	1	5	0	0	2

D.J. SMITH'S CAREER HIGHS

Tackles	13 • Clemson, 2016
Tackles for Loss	1.0 • 4 times
Interceptions	1 • Kentucky, 2016
Pass Breakups	3 • NC State, 2017
Fumbles Recovered	1 • East Carolina, 2016 and Western Carolina, 2016

D.J. SMITH'S 2017 GAME-BY-GAME STATISTICS

Opp.	GS	UA-AT-Total	TFL	QBS	INT	PBU	QBH	FF	FR
vs. NC State	*	6-1-7	--	--	--	3	--	--	--
at Missouri	*	3-1-4	--	--	--	--	--	--	--
Kentucky	*	3-3-6	--	--	--	--	--	--	--
La. Tech	*	2-1-3	--	--	--	--	--	--	--
at Texas A&M	*	6-2-8	--	--	--	--	--	--	--
Arkansas	*	1-0-1	--	--	--	--	--	--	--
at Tennessee	*	2-2-4	0.5-1	--	--	--	--	--	--
Vanderbilt									
at Georgia									
Florida									
Wofford									
Clemson									

97



**Kobe
SMITH**
DL • 6-2 • 286 • SO. • 1L
**Lawrenceville, Ga.
(Archer)**

GAMECOCKS

2017

- Marked down for two tackles in the Tennessee victory
- Tallied one tackle in the Arkansas win
- Made two stops, including one for loss, at Texas A&M
- Was in on one tackle against NC State, Kentucky and Louisiana Tech

K. SMITH'S CAREER STATISTICS

Year	GP/GS	UT	AT	TT	TFL	QBS	INT	PBU	QBH	FF	FR
2016	11/0	2	2	4	0.0-0	0.0-0	0	0	0	0	0
2017	7/0	3	5	8	1.5-2	0.0-0	0	0	0	0	0
Total	18/0	5	7	12	1.5-2	0.0-0	0	0	0	0	0

K. SMITH'S CAREER HIGHS

Tackles	2 • Clemson, 2016 and Texas A&M, 2017
Tackles for Loss	1.0 • Texas A&M, 2017

K. SMITH'S 2017 GAME-BY-GAME STATISTICS


Opp.	GS	UA-AT-Total	TFL	QBS	INT	PBU	QBH	FF	FR
vs. NC State		1-0-1	--	--	--	--	--	--	--
at Missouri		--	--	--	--	--	--	--	--
Kentucky		1-0-1	--	--	--	--	--	--	--
La. Tech		0-1-1	0.5-1	--	--	--	--	--	--
at Texas A&M		1-1-2	1.0-1	--	--	--	--	--	--
Arkansas		0-1-1	--	--	--	--	--	--	--
at Tennessee		0-2-2	--	--	--	--	--	--	--
Vanderbilt									
at Georgia									
Florida									
Wofford									
Clemson									



D.J. Smith

PLAYER NOTES

18



**OrTre
SMITH**
WR • 6-4 • 219 • FR. • HS
Mount Pleasant, S.C.
(Wando)

GAMECOCKS

2017

- Ranked 10th nationally among FBS freshmen with three receiving touchdowns
- Posted identical lines of three catches for 40 yards in the Arkansas and Tennessee wins
- Caught three passes for 28 yards at Texas A&M, including a touchdown reception for the third consecutive game
- Made his first career start vs. Louisiana Tech and caught two passes for 36 yards, including a 28-yard scoring strike in the 4th quarter
- Caught his first career pass against Kentucky, a nine-yard touchdown reception to keep the Gamecocks alive in the 4th quarter

O. SMITH'S CAREER STATISTICS

Year	GP/GS	Rec	Yds	Avg	TD	Long
2017	7/4	12	153	12.8	3	28

O. SMITH'S CAREER HIGHS

Receptions	3 • Texas A&M, 2017; Arkansas, 2017 and Tennessee, 2017
Yards Receiving	40 • Arkansas, 2017 and Tennessee, 2017
Long Reception	28 • Louisiana Tech, 2017
Touchdown Receptions	1 • 3 times

O. SMITH'S 2017 GAME-BY-GAME STATISTICS

Opp.	GS	Rec	Yds	Avg	TD	Rush	Yds	Avg	TD
vs. NC State		0	0	--	0	0	0	--	0
at Missouri		0	0	--	0	0	0	--	0
Kentucky		1	9	9.0	1	0	0	--	0
La. Tech	*	2	36	18.0	1	0	0	--	0
at Texas A&M	*	3	28	9.3	1	0	0	--	0
Arkansas	*	3	40	13.3	0	0	0	--	0
at Tennessee	*	3	40	13.3	0	0	0	--	0
Vanderbilt									
at Georgia									
Florida									
Wofford									
Clemson									

13



**Shi
SMITH**
WR • 5-10 • 179 • FR. • HS
Union, S.C.
(Union County)

GAMECOCKS

2017

- Caught one pass for four yards in the triumph over Tennessee
- Picked up two catches for 16 yards in the Arkansas victory
- Hauled in three catches for a career-best 86 yards and his first collegiate touchdown at Texas A&M
- Made one catch, for 14 yards, against Louisiana Tech
- Got the start against Kentucky and caught one pass for 25 yards
- Made his first career start vs. Mizzou and caught four balls for 22 yards
- Reeled in three catches for 23 yards in his collegiate debut against NC State

S. SMITH'S CAREER STATISTICS

Year	GP/GS	Rec	Yds	Avg	TD	Long
2017	7/3	15	190	12.7	1	45

S. SMITH'S CAREER HIGHS

Receptions	4 • Missouri, 2017
Yards Receiving	86 • Texas A&M, 2017
Long Reception	45 • Arkansas, 2017
Touchdown Receptions	1 • Texas A&M, 2017

S. SMITH'S 2017 GAME-BY-GAME STATISTICS

Opp.	GS	Rec	Yds	Avg	TD	Rush	Yds	Avg	TD
vs. NC State		3	23	7.7	0	0	0	--	0
at Missouri	*	4	22	5.5	0	0	0	--	0
Kentucky	*	1	25	25.0	0	0	0	--	0
La. Tech		1	14	14.0	0	0	0	--	0
at Texas A&M	*	3	86	28.7	1	0	0	--	0
Arkansas		2	16	8.0	0	0	0	--	0
at Tennessee		1	4	4.0	0	0	0	--	0
Vanderbilt									
at Georgia									
Florida									
Wofford									
Clemson									

90



**Taylor
STALLWORTH**
DL • 6-2 • 305 • SR. • 3L
Mobile, Ala.
(Murphy)

GAMECOCKS

CAREER vs. VANDERBILT

- Made four tackles and a key half-sack in the 2016 victory

2017

- Collected two tackles in the Tennessee win
- Posted three-tackle days vs. Mizzou, Kentucky, LA Tech and Texas A&M
- Set a career high with eight tackles in the win over NC State

STALLWORTH'S CAREER STATISTICS

Year	GP/GS	UT	AT	TT	TFL	QBS	INT	PBU	QBH	FF	FR
2014	8/0	4	4	8	0.0-0	0.0-0	0	0	0	0	0
2015	9/5	5	3	8	1.0-1	0.0-0	0	1	0	0	0
2016	13/13	19	22	41	3.0-13	1.0-9	0	3	2	0	0
2017	7/7	10	13	23	2.5-6	0.0-0	0	1	3	0	0
Total	37/25	38	42	80	6.5-20	1.0-9	0	5	5	0	0

STALLWORTH'S CAREER HIGHS

Tackles	8 • NC State, 2017
Sacks	0.5 • Vanderbilt, 2016 and East Carolina, 2016
Tackles for Loss	1.5 • East Carolina, 2016
Pass Breakups	2 • Missouri, 2016
QB Hurries	2 • Arkansas, 2017

STALLWORTH'S 2017 GAME-BY-GAME STATISTICS

Opp.	GS	UA-AT-Total	TFL	QBS	INT	PBU	QBH	FF	FR
vs. NC State	*	1-7-8	1.0-2	--	--	--	1	--	--
at Missouri	*	2-1-3	--	--	--	--	--	--	--
Kentucky	*	0-3-3	--	--	--	--	--	--	--
La. Tech	*	3-0-3	1.0-3	--	--	--	--	--	--
at Texas A&M	*	2-1-3	0.5-1	--	--	--	--	--	--
Arkansas	*	1-0-1	--	--	--	--	2	--	--
at Tennessee	*	1-1-2	--	--	--	1	--	--	--
Vanderbilt									
at Georgia									
Florida									
Wofford									
Clemson									

PLAYER NOTES

72



Donell STANLEY

OL • 6-4 • 317 • JR. • 1L

Floydale, S.C. (Latta)

GAMECOCKS

2017

- Has started every game, with four starts at left guard and three starts at right guard
- Graded by Pro Football Focus as the second-most effective guard in the nation during Week 4, as the Gamecocks defeated Louisiana Tech

STANLEY'S CAREER STATISTICS

GP/GS: 2015: 12/0 | 2016: 1/1 | 2017: 7/7 *Total: 20/8*

15



Aaron STERLING

DL • 6-1 • 240 • FR. • HS

Atlanta, Ga. (Tucker)

GAMECOCKS

2017

- Had his first three-tackle day in the Texas A&M game
- Combined with Kobe Smith on a tackle for loss against Louisiana Tech
- Ran his streak of two-tackle performances to three with a pair of stops against Kentucky
- Tallied two tackles and a quarterback hurry in the win over Missouri
- Made two tackles including a half-tackle for loss against NC State

STERLING'S CAREER STATISTICS

Year	GP/GS	UT	AT	TT	TFL	QBS	INT	PBU	QBH	FF	FR
2017	7/0	6	5	11	1.0-2	0.0-0	0	0	1	0	0

STERLING'S CAREER HIGHS

Tackles	3 • Texas A&M, 2017
Tackles for Loss	0.5 • NC State, 2017 and Louisiana Tech, 2017
QB Hurries	1 • Missouri, 2017

15



Chad TERRELL

WR • 6-3 • 212 • FR. • HS

Bogue Chitto, Miss. (North Paulding)

GAMECOCKS

2017

- Caught his first pass against Kentucky, a five-yard reception, and added a catches against Louisiana Tech and Tennessee

TERRELL'S CAREER STATISTICS

Year	GP/GS	Rec	Yds	Avg	TD	Long
2017	7/0	3	20	6.7	0	9

TERRELL'S CAREER HIGHS

Receptions	1 • Kentucky, 2017; Louisiana Tech, 2017 and Tennessee, 2017
Yards Receiving	9 • Tennessee, 2017
Long Reception	9 • Tennessee, 2017

5



Keir THOMAS

DL • 6-2 • 262 • SO. • 1L

Miami, Fla. (Miami Central)

GAMECOCKS

2016 vs. VANDERBILT

- Made three tackles in his collegiate debut

2017

- Tallied a sack on the final drive of the Tennessee win, forcing a fumble and costing the Vols crucial seconds as Carolina held on for the win
- Came up with four tackles in the win over Arkansas
- Grabbed five tackles vs. Kentucky
- Turned in a big game against NC State, with five tackles, 2.0 tackles for loss and a sack

THOMAS' CAREER STATISTICS

Year	GP/GS	UT	AT	TT	TFL	QBS	INT	PBU	QBH	FF	FR
2016	13/2	15	9	24	4.0-15	2.0-7	0	0	1	1	0
2017	7/4	7	12	19	3.0-7	2.0-3	0	0	3	1	0
<i>Total</i>	<i>20/6</i>	<i>22</i>	<i>21</i>	<i>43</i>	<i>7.0-22</i>	<i>4.0-10</i>	<i>0</i>	<i>0</i>	<i>4</i>	<i>2</i>	<i>0</i>

THOMAS' CAREER HIGHS

Tackles	5 • NC State, 2017
Tackles for Loss	2.0 • NC State, 2017
Sacks	1.0 • 4 times
QB Hurries	1 • 4 times
Forced Fumbles	1 • UMass, 2016 and Tennessee, 2017

THOMAS' 2017 GAME-BY-GAME STATISTICS

Opp.	GS	UA-AT-Total	TFL	QBS	INT	PBU	QBH	FF	FR
vs. NC State		2-3-5	2.0-5	1.0-1	--	--	1	--	--
at Missouri		1-1-2	--	--	--	--	--	--	--
Kentucky	*	1-4-5	--	--	--	--	1	--	--
La. Tech		0-1-1	--	--	--	--	--	--	--
at Texas A&M	*	1-0-1	--	--	--	--	--	--	--
Arkansas	*	1-3-4	--	--	--	--	1	--	--
at Tennessee	*	1-0-1	1.0-2	1.0-2	--	--	--	1	--
Vanderbilt									
at Georgia									
Florida									
Wofford									
Clemson									

11



Eldridge THOMPSON

LB • 6-1 • 215 • JR. • JC

Houston, Texas (White Station/Coffeyville C.C.)

GAMECOCKS

2017

- Had his first two-tackle game in the win over Arkansas

E. THOMPSON'S CAREER STATISTICS (at Carolina)

Year	GP/GS	UT	AT	TT	TFL	QBS	INT	PBU	QBH	FF	FR
2017	7/0	4	0	4	0.0-0	0.0-0	0	0	0	0	0

E. THOMPSON'S CAREER HIGHS

Tackles	2 • Arkansas, 2017
---------	--------------------

PLAYER NOTES



25

A.J.
TURNER

RB • 5-10 • 184 • SO. • 1L

Clifton, Va.
(Centreville)

GAMECOCKS

- 2016 Athlon's Second-Team SEC All-Freshman selection

2016 vs. VANDERBILT

- Led the Gamecocks with 75 yards on 13 carries in his collegiate debut
- Also caught three passes for 27 yards

2017

- Leads Carolina with nine kick returns, averaging 15.9 yards per return
- Had his biggest effort of the season in the win over Tennessee, rushing 14 times for 86 yards and the only touchdown of the game
- Scored on a 20-yard rush late in the 3rd quarter, helping the Gamecocks defeat UT for the second season in a row
- Added one reception and one tackle on punt coverage in the Tennessee victory
- Finished the Arkansas win with five rushes for 20 yards
- Had three catches for 23 yards and three carries for 10 yards vs. LA Tech
- Tallied 12 rushing yards on five carries vs. Kentucky
- Added a six-yard reception and two kick returns for 19 yards against UK
- Rushed five times for 16 yards in the Missouri win
- Made his biggest contribution on special teams against NC State, with three kick returns for 44 yards and one tackle on punt coverage

TURNER'S CAREER STATISTICS


—Rushing—						
Year	GP/GS	Att	Yds	Avg	TD	Long
2016	12/4	116	497	4.3	3	75
2017	7/1	34	146	4.3	1	20
Total	19/5	150	643	4.3	4	75
—Receiving—						
Year	GP/GS	Rec	Yds	Avg	TD	Long
2016	12/4	21	143	6.8	1	18
2017	7/1	7	43	6.1	0	10
Total	19/5	28	186	6.6	1	18
—Kick Returns—						
Year	GP/GS	No.	Yds	Avg	TD	Long
2016	12/4	13	321	24.7	0	80
2017	7/1	9	143	15.9	0	28
Total	19/5	22	464	21.1	0	80

TURNER'S CAREER HIGHS

Carries	17 • Western Carolina, 2016
Yards Rushing	113 • Texas A&M, 2016
Long Rush	75 • Texas A&M, 2016
Rushing TDs	1 • 4 times
100-yard Rushing Games	1 time
Receptions	4 • Texas A&M, 2016 and Georgia, 2016
Yards Receiving	27 • Vanderbilt, 2016
Long Reception	18 • Vanderbilt, 2016 and Mississippi State, 2016
Touchdown Receptions	1 • Mississippi State, 2016
Kick Return Yards	80 • East Carolina, 2016
Long Kick Return	80 • East Carolina, 2016

TURNER'S 2017 GAME-BY-GAME STATISTICS

Opp.	GS	Rush	Yds	Avg	TD	Rec	Yds	Avg	TD
vs. NC State		1	2	2.0	0	0	0	--	0
at Missouri		5	16	3.2	0	0	0	--	0
Kentucky		5	12	2.4	0	1	6	6.0	0
La. Tech		3	10	3.3	0	3	23	7.7	0
at Texas A&M		1	0	0.0	0	0	0	--	0
Arkansas	*	5	20	4.0	0	2	14	7.0	0
at Tennessee		14	86	6.1	1	1	0	0.0	0
Vanderbilt									
at Georgia									
Florida									
Wofford									
Clemson									



43

Parker
WHITE

K/P • 6-4 • 195 • FR. • HS

Mount Pleasant, S.C.
(Wando)

GAMECOCKS

2017

- Has recorded 25 touchbacks on 35 kickoffs
- Had his best day as a Gamecock in the win at Tennessee, connecting on field goals of 47, 21 and 36 yards in a 15-9 victory
- Went 2-for-4 on field goals vs. Arkansas, missing twice from 49 but making attempts from 33 and 29.
- Was 1-for-2 kicking field goals at Texas A&M, missing from 46 but connecting from 29.
- Went 1-for-3 on field goals against Louisiana Tech but made the one that mattered, a 31-yarder with :04 left in the game to give Carolina a 17-16 victory
- Missed his first career field goal attempts against Kentucky, from 52 and 54 yards out, but connected on his first career PAT
- Kicked off six times against Missouri, with four touchbacks
- Made his Gamecock debut in the win over NC State, kicking off six times, including four touchbacks

WHITE'S CAREER STATISTICS

—Placekicking—							
Year	GP	FG-A	Pct	Long	PAT-A	Pts.	
2017	7	7-14	50.0	47	10-10	31	
—Field Goals—							
Year	M-A	Pct	01-19	20-29	30-39	40-49	50+
2017	4-11	50.0	0-0	3-3	3-4	1-5	0-2

WHITE'S 2017 GAME-BY-GAME STATISTICS

Opp.	FGM-A	1-19	20-29	30-39	40-49	50+	Lg	Blk
vs. NC State	0-0	--	--	--	--	--	--	--
at Missouri	0-0	--	--	--	--	--	--	--
Kentucky	0-2	--	--	--	--	0-2	--	--
La. Tech	1-3	--	--	1-2	0-1	--	31	--
at Texas A&M	1-2	--	1-1	--	0-1	--	29	--
Arkansas	2-4	--	1-1	1-1	0-2	--	33	--
at Tennessee	3-3	--	1-1	1-1	1-1	--	47	--
Vanderbilt								
at Georgia								
Florida								
Wofford								
Clemson								

PLAYER NOTES

29

Antoine WILDER
LB • 5-10 • 190 • SO. • 1L
Riverdale, Ga. (Hapeville Charter)

GAMECOCKS

21

Jamyest WILLIAMS
DB • 5-9 • 175 • FR. • HS
Dacula, Ga. (Grayson)

GAMECOCKS

2017

- Came up with two tackles in the victory over Tennessee, including his first career sack
- Notched one tackle in the win over Arkansas
- Saw game action in the win over NC State but missed the contests against Missouri, Kentucky and Louisiana Tech with an injury

WILDER'S CAREER STATISTICS

Year	GP/GS	UT	AT	TT	TFL	QBS	INT	PBU	QBH	FF	FR
2016	12/3	13	2	15	2.0-9	0.0-0	1	0	0	1	0
2017	4/0	3	0	3	1.0-7	1.0-7	0	0	0	0	0
Total	16/3	16	2	18	3.0-16	1.0-7	1	0	0	1	0

WILDER'S CAREER HIGHS

Tackles	5 • East Carolina, 2016
Tackles for Loss	1.0 • Georgia, 2016; Clemson, 2016 and Tennessee, 2017
Sacks	1.0 • Tennessee, 2017
Interceptions	1 • Georgia, 2016
Forced Fumbles	1 • East Carolina, 2016

2017

- Finished with one tackle in Carolina's SEC wins over Arkansas and Tennessee
- Led the Gamecocks and set a career high with 10 tackles, including 2.0 tackles for loss, against Texas A&M
- Added another four-tackle performance in the victory over Louisiana Tech
- Tallied four tackles against Kentucky and posted his first career fumble recovery
- Was a game-changer in the Missouri win, with six tackles and his first career interception in his first career start
- His pick against Missouri came with the Gamecocks trailing in the 2nd quarter and set up Carolina's go-ahead touchdown one play later
- Recorded two tackles in his collegiate debut, a win over NC State

HIGH SCHOOL

- Named first-team all-state and played in the Under Armour All-American Game following his senior season

J. WILLIAMS' CAREER STATISTICS

Year	GP/GS	UT	AT	TT	TFL	QBS	INT	PBU	QBH	FF	FR
2017	7/4	23	5	28	2.0-2	0.0-0	1	1	1	0	1

J. WILLIAMS' CAREER HIGHS

Tackles	10 • Texas A&M, 2017
Tackles for Loss	2.0 • Texas A&M, 2017
QB Hurries	1 • Texas A&M, 2017
Interceptions	1 • Missouri, 2017
Pass Breakups	1 • Missouri, 2017
Fumbles Recovered	1 • Kentucky, 2017

J. WILLIAMS' 2017 GAME-BY-GAME STATISTICS

Year	GS	UA-AT-Total	TFL	QBS	INT	PBU	QBH	FF	FR
vs. NC State		2-0-2	--	--	--	--	--	--	--
at Missouri *		5-1-6	--	--	1	1	--	--	--
Kentucky		3-1-4	--	--	--	--	--	--	1
La. Tech *		2-2-4	--	--	--	--	--	--	--
at Texas A&M *		9-1-10	2.0-2	--	--	--	1	--	--
Arkansas		1-0-1	--	--	--	--	--	--	--
at Tennessee *		1-0-1	--	--	--	--	--	--	--
Vanderbilt									
at Georgia									
Florida									
Wofford									
Clemson									




Jamyest Williams

PLAYER NOTES

27


**Ty'Son
WILLIAMS**
RB • 6-0 • 215 • SO. • SQ
Sumter, S.C.
(Crestwood/North Carolina)

GAMECOCKS

8


**D.J.
WONNUM**
DL • 6-4 • 251 • SO. • 1L
Stone Mountain, Ga.
(Stephenson)

GAMECOCKS

2017

- Leads the Gamecocks and ranks 21st in the SEC with 328 rushing yards
- Rushed the ball 11 times for 47 yards in the win at Tennessee
- Caught a three-yard touchdown pass and added eight carries for 35 yards in the Arkansas win
- Picked up a team-best 73 yards on 14 carries against Texas A&M
- Exploded for 95 yards on 13 carries plus two catches for 14 yards in his first career start, against Louisiana Tech
- Raced to a 35-yard touchdown run against the Bulldogs, giving Carolina a 4th-quarter lead
- Caught two passes against Kentucky, for seven yards
- Saw extensive action in the Missouri win, with a team-high 78 rushing yards on 14 carries
- Made his Gamecock debut in the win over NC State, catching one pass for five yards

2016

- Took a redshirt season after transferring from North Carolina

T. WILLIAMS' CAREER STATISTICS (at UNC & South Carolina)

—Rushing—

Year	GP/GS	Att	Yds	Avg	TD	Long
2015	6/0	19	57	3.0	0	8
2016		DNP - Redshirt				
2017	7/2	60	328	5.5	1	35
Total	13/2	79	385	4.9	1	35

—Receiving—

Year	GP/GS	Rec	Yds	Avg	TD	Long
2015	6/0	1	0	0.0	0	0
2016		DNP - Redshirt				
2017	7/2	7	27	3.9	1	8
Total	13/2	8	27	3.4	1	8

T. WILLIAMS' CAREER HIGHS

Carries	14 • Missouri, 2017 and Texas A&M, 2017
Yards Rushing	95 • Louisiana Tech, 2017
Long Rush	35 • Louisiana Tech, 2017
Rushing TDs	1 • Louisiana Tech, 2017
Receptions	2 • Kentucky, 2017 and Louisiana Tech, 2017
Yards Receiving	14 • Louisiana Tech, 2017
Long Reception	8 • Louisiana Tech, 2017
Touchdown Receptions	1 • Arkansas, 2017

T. WILLIAMS' 2017 GAME-BY-GAME STATISTICS

Opp.	GS	Rush	Yds	Avg	TD	Rec	Yds	Avg	TD
vs. NC State		0	0	--	0	1	5	5.0	0
at Missouri		14	78	5.6	0	0	0	--	0
Kentucky		0	0	--	0	2	7	3.5	0
La. Tech	*	13	95	7.3	1	2	14	7.0	0
at Texas A&M	*	14	77	5.2	0	1	-2	-2.0	0
Arkansas		8	35	4.4	0	1	3	3.0	1
at Tennessee		11	47	4.3	0	0	0	--	0
Vanderbilt									
at Georgia									
Florida									
Wofford									
Clemson									

- SEC Defensive Lineman of the Week - 10/7/17, 10/14/17
- 2016 Athlon's Second-Team SEC All-Freshman selection

2016 vs. VANDERBILT

- Made one tackle in his collegiate debut

2017

- Ranks third in the SEC with 8.5 tackles for loss and 12th in the conference with 4.0 sacks
- Earned SEC Defensive Lineman of the Week honors for the second straight game after recording six tackles and two sacks in the win over Tennessee
- Collected four tackles, 1.0 tackles for loss, two pass breakups and a quarterback hurry in the win over Arkansas
- Posted three tackles against both Louisiana Tech and Texas A&M
- Made seven tackles against Kentucky along with 1.5 tackles for loss
- Served as a team captain for the first time in his career against UK
- Tallied three tackles in the Missouri win, including a crucial sack as the Tigers were attempting to rally in the 4th quarter
- Earned his first career start in the NC State victory and responded with a monster effort, tallying eight tackles, 3.0 tackles for loss and a sack

2016

- Logged 32 tackles, tops among all Gamecock freshmen, including 3.5 tackles for loss

WONNUM'S CAREER STATISTICS

Year	GP/GS	UT	AT	TT	TFL	QBS	INT	PBU	QBH	FF	FR
2016	13/0	16	16	32	3.5-14	1.5-12	0	0	2	0	0
2017	7/7	22	12	34	8.5-34	4.0-23	0	2	1	0	0
Total	20/7	38	28	66	12.0-48	5.5-35	0	2	3	0	0

WONNUM'S CAREER HIGHS


Tackles	8 • NC State, 2017
Tackles for Loss	3.0 • NC State, 2017
Sacks	2.0 • Tennessee, 2017
QB Hurries	2 • Texas A&M, 2016
Pass Breakups	2 • Arkansas, 2017

WONNUM'S 2017 GAME-BY-GAME STATISTICS

Opp.	GS	UA-AT-Total	TFL	QBS	INT	PBU	QBH	FF	FR
vs. NC State	*	3-5-8	3.0-11	1.0-5	--	--	--	--	--
at Missouri	*	2-1-3	1.0-6	1.0-6	--	--	--	--	--
Kentucky	*	5-2-7	1.5-4	--	--	--	--	--	--
La. Tech	*	0-3-3	--	--	--	--	--	--	--
at Texas A&M	*	2-1-3	--	--	--	--	--	--	--
Arkansas	*	4-0-4	1.0-1	--	--	2	1	--	--
at Tennessee	*	6-0-6	2.0-12	2.0-12	--	--	--	--	--
Vanderbilt									
at Georgia									
Florida									
Wofford									
Clemson									

PLAYER NOTES

42



Alexander
WOZNICK

PK ♦ 5-11 ♦ 164 ♦ FR. ♦ RS

Greenville, S.C.
(Eastside)

GAMECOCKS

2017

- Kicked an extra point and made a tackle in kickoff coverage against Arkansas
- Was 0-for-1 on both extra points and field goals against Kentucky
- Went 1-for-2 on field goal attempts in the Missouri win, missing from 33 and connecting from 32
- Made his Gamecock debut in the win over NC State and connected on all five of his extra point attempts

WOZNICK'S CAREER STATISTICS

–Placekicking–

Year	GP	FG-A	Pct	Long	PAT-A	Pts.
2017	4	1-3	33.3	32	10-11	13


–Field Goals–

Year	M-A	Pct	01-19	20-29	30-39	40-49	50+	Lg	Blk
2017	1-3	33.3	0-0	0-0	1-2	0-1	0-0	32	0

WOZNICK'S 2017 GAME-BY-GAME STATISTICS

Opp.	FGM-A	1-19	20-29	30-39	40-49	50+	Lg	Blk
vs. NC State	0-0	--	--	--	--	--	--	--
at Missouri	1-2	--	--	1-2	--	--	32	--
Kentucky	0-1	--	--	--	0-1	--	--	--
La. Tech				DNP				
at Texas A&M				DNP				
Arkansas	0-0	--	--	--	--	--	--	--
at Tennessee				DNP				
Vanderbilt								
at Georgia								
Florida								
Wofford								
Clemson								

77



Malik
YOUNG

OL ♦ 6-3 ♦ 303 ♦ JR. ♦ 1L

Pelzer, S.C.
(Woodmont)

GAMECOCKS

2017

- Started four of the first five games but missed the Arkansas and Tennessee victories with an injury
- Left the Texas A&M game with a 1st-quarter injury and did not return
- Made his 10th career start in the Missouri win

2016


- Played in every game, with nine starts, all at right tackle
- Made his first career start against Texas A&M and did not leave the starting lineup for the remainder of the year.

YOUNG'S CAREER STATISTICS

GP/GS: 2015: 3/0 | 2016: 13/8 | 2017: 5/4 **Total: 21/12**

PLAYER NOTES - INJURED CONTRIBUTORS

4



**Bryson
ALLEN-WILLIAMS**
LB • 6-0 • 230 • SR. • 3L
**Ellenwood, Ga.
(Cedar Grove)**

GAMECOCKS


2017

- Suffered a shoulder injury late in the Kentucky game; it was later announced that he will miss the remainder of the season and return in 2018 after utilizing a redshirt year

ALLEN-WILLIAMS' CAREER STATISTICS

Year	GP/GS	UT	AT	TT	TFL	QBS	INT	PBU	QBH	FF	FR
2014	12/2	18	9	27	2.5-12	0.5-3	0	0	5	1	1
2015	12/1	14	9	23	3.5-9	0.0-0	1	0	1	0	0
2016	13/7	46	29	75	8.5-38	2.0-20	2	1	1	1	1
2017	3/3	5	5	10	3.0-3	2.0-2	1	1	1	0	1
Total	40/13	83	52	135	17.5-62	4.5-25	4	2	8	2	3

3



**K.C.
CROSBY**
TE • 6-1 • 242 • JR. • 2L
**Bamberg, S.C.
(Bamberg-Ehrhardt)**

GAMECOCKS


2017

- Started vs. Arkansas and caught two passes for 11 yards; was injured in the contest and is expected to miss the remainder of the season

CROSBY'S CAREER STATISTICS

Year	GP/GS	Rec	Yds	Avg	TD	Long
2014	1/0	0	0	0.0	0	--
2015	10/0	0	0	0.0	0	--
2016	13/9	23	217	9.4	4	35
2017	6/1	2	11	6.5	0	6
Total	29/10	25	228	9.1	4	35

5



**Rico
DOWDLE**
RB • 5-11 • 220 • SO. • 1L
**Asheville, N.C.
(A.C. Reynolds)**

GAMECOCKS

2017

- Left the Tennessee contest with a leg injury; had surgery three days later and is expected to miss the remainder of the season

DOWDLE'S CAREER STATISTICS

--Rushing--						
Year	GP/GS	Att	Yds	Avg	TD	Long
2016	9/7	133	764	5.7	6	44
2017	7/4	60	206	3.4	1	13
Total	16/11	193	970	5.0	7	44
--Receiving--						
Year	GP/GS	Rec	Yds	Avg	TD	Long
2016	9/7	15	55	3.7	1	19
2017	7/4	8	96	12.0	1	34
Total	16/11	23	151	6.6	2	34

84



**Kyle
MARKWAY**
TE • 6-5 • 250 • SO. • 1L
**St. Louis, Mo.
(St. John Vianney)**

GAMECOCKS


2017

- Suffered a rib injury in the Missouri game that has sidelined him in the last five games

MARKWAY'S CAREER STATISTICS

Year	GP/GS	Rec	Yds	Avg	TD	Long
2015	12/1	3	57	19.0	0	27
2016	DNP - Redshirt					
2017	2/0	0	0	--	0	--
Total	14/1	3	57	19.0	0	27

1



**Deebo
SAMUEL**
WR • 6-0 • 215 • JR. • 2L
**Inman, S.C.
(Chapman)**

GAMECOCKS

2017

- Left the Kentucky game in the 3rd quarter after suffering a leg injury; had surgery one day later and has missed the last four games
- Accounted for three receiving touchdowns, a rushing touchdown and two kick return touchdowns in his three appearances this season
- Named to the Biletnikoff, Maxwell and Paul Hornung Award Watch Lists

SAMUEL'S CAREER STATISTICS

--Receiving--						
Year	GP/GS	Rec	Yds	Avg	TD	Long
2015	5/3	12	161	13.4	1	48
2016	10/10	59	783	13.3	1	47
2017	3/3	15	250	16.7	3	68
Total	18/16	86	1194	13.9	5	68
--Rushing--						
Year	GP/GS	Rush	Yds	Avg	TD	Long
2016	10/10	15	98	6.5	6	23
2017	3/3	2	30	15.0	1	25
Total	18/16	17	128	7.5	7	25
--Kick Returns--						
Year	GP/GS	No.	Yds	Avg	TD	Long
2015	5/3	1	24	24.0	0	23
2016	10/10	16	431	26.9	1	100
2017	3/3	2	194	97.0	2	97
Total	18/16	19	649	34.2	3	100

SAMUEL IN THE CAROLINA RECORD BOOKS

Single-Game			
Category	No. (Game)		Rank
Long Kick Return	100 (Western Carolina, 2016)		School Record
Receptions	14 (USE, 2016)		School Record
Single-Season			
Category	No. (Year)	Rank	Up Next
Kick Return TDs	2 (2017)	School Record	---
Career			
Category	No.	Rank	Up Next
Receptions	86	24th	23. Toby Cates, 89 (1991-94)
Receiving Yards	1,194	23rd	22. Ace Sanders, 1,230 (2010-12)
100-Yd Rec Gms	5	t-9th	Two players
Kick Return TDs	3	School Record	---