

# CAROLINA

## 2013 FOOTBALL GAME NOTES

### VANDERBILT COMMODORES AT #13/14 SOUTH CAROLINA GAMECOCKS

Williams-Brice Stadium (80,250), Columbia, S.C.

September 14, 2013, 7 p.m. ET

#### ON THE AIR

##### TELEVISION

National TV ..... ESPN

Play-by-Play ..... Brad Nessler

Analysis ..... Todd Blackledge

Sideline ..... Holly Rowe

##### RADIO

Gamecock IMG Sports Network

Play-by-Play ..... Todd Ellis

Analysis ..... Tommy Suggs

Sideline ..... Langston Moore

Satellite Radio ..... Sirius 91/XM 91

#### SERIES CAPSULE

Series History ..... SC leads 18-4  
In Columbia ..... SC leads 8-2  
In Nashville ..... SC leads 10-2  
At Neutral Sites ..... Never Met  
First Meeting (1961 in Nashville) ..... SC 23, VU 7  
Last Meeting (2012 in Nashville) ..... SC 17, VU 13  
Last Meeting in Columbia (2011) ..... SC 21, VU 3  
Current Streak ..... SC has won 4 in a row  
Spurrier vs. Vanderbilt ..... 18-2  
Franklin vs. South Carolina ..... 0-2

#### CAROLINA COACHES

Steve Spurrier ..... Head Coach  
Deke Adams ..... Defensive Line  
Kirk Botkin ..... Linebackers/Spurs  
Grady Brown\* ..... Secondary/Asst. Special Teams  
Shawn Elliott ..... Co-Off. Coord./Offensive Line  
G.A. Mangus ..... Quarterbacks  
Joe Robinson ..... Special Teams Coordinator  
Everette Sands ..... Running Backs  
Steve Spurrier Jr.\* ..... Co-Off. Coord./WR/Recruiting  
Lorenzo Ward ..... Defensive Coordinator  
\* - in booth



**SOUTH CAROLINA**  
**1-1 Overall; 0-1 SEC**

Head Coach ..... Steve Spurrier  
Alma Mater ..... Florida (1967)  
South Carolina Record ..... 67-38 (9th year)  
Career Record ..... 209-78-2 (24th year)  
Assistant AD/Media Relations ..... Steve Fink  
Fink Email ..... finksc@mailbox.sc.edu  
Fink Office ..... 803-777-7987  
Fink Cell ..... 803-240-5268  
Official Website ..... www.gamecocksonline.com

#### GAMECOCKS SCHEDULE

Date	Opponent	Time/Score	TV
08/29	North Carolina	W, 27-10	ESPN
09/07	at #11/12 Georgia*	L, 30-41	ESPN
09/14	Vanderbilt*	7 pm	ESPN
09/28	at UCF	TBA	TBA
10/05	Kentucky*	TBA	TBA
10/12	at Arkansas*	TBA	TBA
10/19	at Tennessee*	TBA	TBA
10/26	at Missouri*	TBA	TBA
11/02	Mississippi State*	TBA	TBA
11/16	Florida*	TBA	TBA
11/23	Coastal Carolina	1 pm	PPV
11/30	Clemson	TBA	TBA



**VANDERBILT**  
**1-1 Overall; 0-1 SEC**

Head Coach ..... James Franklin  
Alma Mater ..... East Stroudsburg (1995)  
Vanderbilt Record ..... 16-12 (3rd year)  
Career Record ..... 16-12 (3rd year)  
Football Contact ..... Larry Leathers  
Email ..... larry.leathers@vanderbilt.edu  
Office ..... 615-322-4121  
Cell ..... 615-480-8226  
Official Website ..... www.vucommodores.com

#### COMMODORES SCHEDULE

Date	Opponent	Time/Score	TV
08/29	Ole Miss*	L, 35-39	ESPN
09/07	Austin Peay	W, 38-3	CSS
09/14	at 13/14 South Carolina*	7 pm	ESPN
09/21	at Massachusetts	TBA	TBA
09/28	UAB	TBA	TBA
10/05	Missouri*	TBA	TBA
10/19	Georgia*	TBA	TBA
10/26	at Texas A&M*	TBA	TBA
11/09	at Florida*	TBA	TBA
11/16	Kentucky*	TBA	TBA
11/23	at Tennessee*	TBA	TBA
11/30	Wake Forest	TBA	TBA

#### QUICKLY...

- ◆ The No. 13/14 South Carolina Gamecocks (1-1, 0-1 SEC) play their second-straight SEC Eastern Division contest when they host the Vanderbilt Commodores (1-1, 0-1 SEC) on Saturday, September 14. The game will be televised nationally on ESPN beginning at 7 p.m. ET with Brad Nessler, Todd Blackledge and Holly Rowe on the call.
- ◆ Both teams need a win to stay in the hunt for the SEC Eastern Division title, as they both have been saddled with an early season conference loss. South Carolina dropped a 41-30 decision in its conference opener last week at Georgia, while Vanderbilt fell to Ole Miss at home in its season opener.
- ◆ The Gamecocks got their season off to a fast start with a 27-10 win over ACC rival North Carolina on Thursday, August 29. It extended Carolina's home winning streak to 12 games, the third-longest streak in school history.
- ◆ Vanderbilt opened with a disappointing 39-35 loss to Ole Miss in its season opener, but bounced back with a convincing 38-3 win over Austin Peay. This will be the Commodores first road test of the season.
- ◆ The Gamecocks began the season ranked No. 6 in the Associated Press poll and No. 7 in the USA Today/Coaches poll. It was the highest preseason ranking in school history. After last week's loss, the Gamecocks slipped to No. 13 in the Associated Press poll and No. 14 in the USA Today/Coaches poll.
- ◆ The Gamecocks will have next week off, the first of two bye weeks this season. They return to action on Saturday, Sept. 28, when they travel to Orlando to face the UCF Knights for their lone non-conference road test of the year.



**GAMECOCKSONLINE.COM**

# 2013 SEC STANDINGS

## EASTERN DIVISION

	SEC	PCT.	PF	PA	ALL	PCT.	PF	PA
Georgia	1-0	1.000	41	30	1-1	.500	76	68
Missouri	0-0	.000	0	0	2-0	1.000	96	37
Tennessee	0-0	.000	0	0	2-0	1.000	97	20
Florida	0-0	.000	0	0	1-1	.500	40	27
Kentucky	0-0	.000	0	0	1-1	.500	67	42
S. Carolina	0-1	.000	30	41	1-1	.500	57	51
Vanderbilt	0-1	.000	35	39	1-1	.500	73	42

## WESTERN DIVISION

	SEC	PCT.	PF	PA	ALL	PCT.	PF	PA
Ole Miss	1-0	1.000	39	35	2-0	1.000	70	48
Arkansas	0-0	.000	0	0	2-0	1.000	65	35
Auburn	0-0	.000	0	0	2-0	1.000	69	33
LSU	0-0	.000	0	0	2-0	1.000	93	44
Texas A&M	0-0	.000	0	0	2-0	1.000	117	59
Alabama	0-0	.000	0	0	1-0	1.000	35	10
Miss State	0-0	.000	0	0	1-1	.500	54	28

## Last Week in the SEC

Georgia 41, South Carolina 30  
 Miami (Fla.) 21, Florida 16  
 Kentucky 41, Miami (Ohio) 7  
 Tennessee 52, Western Kentucky 20  
 Mississippi State 51, Alcorn State 7  
 Missouri 38, Toledo 23  
 Arkansas 31, Samford 21  
 LSU 56, UAB 17  
 Ole Miss 31, Southeast Missouri State 13  
 Texas A&M 65, Sam Houston State 28  
 Auburn 38, Arkansas State 9  
 Vanderbilt 38, Austin Peay 3

## This Week in the SEC

Louisville at Kentucky, Noon  
 Southern Miss at Arkansas, 12:21 pm  
 Alabama at Texas A&M, 3:30 pm  
 Tennessee at Oregon 3:30 pm  
 Vanderbilt at South Carolina, 7 pm  
 Mississippi State at Auburn, 7 pm  
 Kent State at LSU, 7 pm  
 Ole Miss at Texas, 8 pm

## Next Week in the SEC

Colorado State at Alabama  
 Arkansas at Rutgers  
 Auburn at LSU  
 Tennessee at Florida  
 North Texas at Georgia  
 Troy at Mississippi State  
 Missouri at Indiana  
 SMU at Texas A&M  
 Vanderbilt at UMass

All times Eastern

### A South Carolina win over Vanderbilt would...

- ◆ Be its fifth-straight over the Commodores. The Gamecocks have won 18 of the previous 22 meetings with Vanderbilt, including 11 of the last 13 contests.
- ◆ Extend the Gamecocks' home winning streak to 13-straight games, tying for the second-longest home winning streak in school history. The Gamecocks own the third-longest home winning streak in Division I football behind Michigan (16) and Georgia (13).
- ◆ Improve head coach Steve Spurrier's record over Vanderbilt to 19-2. His 18 wins against Vanderbilt trails only his 19 career victories over Kentucky in wins over any opponent.

**SETTING THE STAGE:** The No. 13/14 South Carolina Gamecocks (1-1, 0-1 SEC) return home to face the Vanderbilt Commodores (1-1, 0-1 SEC) on Saturday, September 14. Game time is set for 7 p.m. ET with ESPN handling the telecast from Williams-Brice Stadium (80,250). Brad Nessler will be behind the mic with Todd Blackledge adding the game analysis and Holly Rowe working the sidelines. This is the second-straight SEC Eastern Division contest for Carolina. The Gamecocks dropped a 41-30 decision last week at Georgia in their 2013 SEC opener. This has become an early season "must win" for both schools if they hope to remain in the hunt for the SEC Eastern Division title, as they both enter the contest with a loss in their only conference test of the season.

**A LITTLE HISTORY:** 2013 marks the 120th season of intercollegiate football at the University of South Carolina, dating back to 1892. It is the 107th-consecutive year in which South Carolina has competed on the gridiron. The University did not field a team in either 1893 or 1906. Carolina is 20 games over the .500 mark with an all-time record of 566-546-44. The Gamecocks were nine games under .500 until head coach Steve Spurrier took the reins in 2005, but are 29 games over since.

**SEC HISTORY:** The 2013 season marks South Carolina's 22nd year in the Southeastern Conference. South Carolina and Arkansas joined the league prior to the 1992 campaign. The Gamecocks earned their first SEC Eastern Division title in the 2010 season. The Gamecocks are 72-96-1 all-time in SEC regular-season play, but are 17-8 since 2010 in conference action.

**VS. VANDY:** This is the 23rd all-time meeting between South Carolina and Vanderbilt, with the Gamecocks holding an 18-4 advantage, including a 10-2 record when the games have been played in Nashville and an 8-2 mark when the teams have met in Columbia. In the previous 22 outings, Vanderbilt has tallied more than 17 points just three times (24 in 2003, 28 in 2005 and 24 in 2008). Carolina won last year's meeting in Nashville by a 17-13 count in the season opener, and posted a 21-3 win two years ago when the teams last met in Columbia. The Gamecocks have won four straight in the series and 11 of the last 13. In those last four wins, Carolina has surrendered just 33 total points. Vandy's four wins have come in back-to-back fashion on two occasions - first in 1998 and '99, then again in 2007 and '08. Those four wins have been by a combined total of 22 points. The teams met just once (1961) before they became SEC Eastern Division rivals beginning in 1992, and have met every year since. Of the Division I FBS opponents against whom the Gamecocks have at least 10 all-time meetings, Carolina has its best winning percentage against Vanderbilt at .818.

### SOUTH CAROLINA VS. VANDERBILT (18-4)

1961	10/25	W	23-7	A
1992	10/24	W	21-7	A
1993	10/23	W	22-0	H
1994	10/22	W	19-16	A
1995	11/21	W	52-14	H
1996	10/26	W	27-0	A
1997	10/25	W	35-3	H
1998	10/24	L	14-17	A
1999	10/23	L	10-11	H
2000	10/21	W	30-14	A
2001	10/20	W	46-14	H
2002	09/28	W	20-14	A
2003	10/25	W	35-24	H
2004	09/04	W	31-6	A
2005	10/22	W	35-28	H
2006	10/21	W	31-13	A
2007	10/20	L	6-17	H
2008	09/04	L	17-24	A
2009	10/24	W	14-10	H
2010	10/23	W	21-7	A
2011	09/24	W	21-3	H
2012	08/30	W	17-13	A

**SPURRIER VS. VANDERBILT:** South Carolina head coach Steve Spurrier owns an 18-2 all-time record against Vanderbilt, including a 6-2 mark as head coach at South Carolina. He was a perfect 10-0 against the Commodores while head coach at Florida from 1990-2001, and bested Vanderbilt twice in 1987 and 1988 while head coach at Duke. The only team Coach Spurrier has defeated more often than Vanderbilt in his career is Kentucky (19-1).

**SPURRIER VS. FRANKLIN:** Steve Spurrier has faced Vanderbilt's James Franklin twice, winning both of those contests. He was a 21-3 winner in Columbia in 2011, then won by a 17-13 count in Nashville last year.

**THE LAST TIME THEY MET:** The Gamecocks opened the 2012 season with a 17-13 win at SEC Eastern Division rival Vanderbilt on Thursday, Aug. 30, 2012. The Gamecocks survived two turnovers on their first three plays from scrimmage and took a 10-0 lead early in the second quarter. The Commodores rallied back to take a 13-10 lead heading into the final stanza. But Carolina was able to put together a nine-play, 66-yard drive that culminated in a **Marcus Lattimore** one-yard plunge to take a 17-13 advantage early in the fourth quarter, then held on for the win. The Gamecock defense held Vandy to just 17 yards in the final period. Lattimore led the Carolina offense with 110 yards rushing and two scores, earning SEC Offensive Player of the Week honors, while quarterback **Connor Shaw** carried 14 times for 92 yards as the Gamecocks rolled up 205 yards on the ground. Senior linebacker **Shaq Wilson** tied for the team lead with eight tackles and also logged a key interception. Carolina recorded five sacks that night.

# National Rankings

## Associated Press

1.	Alabama (57)	1-0	1494
2.	Oregon (1)	2-0	1385
3.	Clemson (1)	2-0	1332
4.	Ohio State (1)	2-0	1327
5.	Stanford	1-0	1271
6.	Texas A&M	2-0	1133
7.	Louisville	2-0	1105
8.	LSU	2-0	1075
9.	Georgia	1-1	1036
10.	Florida State	1-0	1011
11.	Michigan	2-0	872
12.	Oklahoma State	2-0	834
13.	South Carolina	1-1	829
14.	Oklahoma	2-0	675
15.	Miami (FL)	2-0	615
16.	UCLA	1-0	488
17.	Northwestern	2-0	452
18.	Florida	1-1	405
19.	Washington	1-0	392
20.	Wisconsin	2-0	378
21.	Notre Dame	1-1	333
22.	Baylor	2-0	295
23.	Nebraska	2-0	277
24.	TCU	1-1	170
25.	Ole Miss	2-0	78

## USA Today/Coaches

1.	Alabama (58)	1-0	1545
2.	Oregon (1)	2-0	1447
3.	Ohio State (2)	2-0	1429
4.	Stanford	1-0	1327
5.	Clemson	2-0	1307
6.	Texas A&M (1)	2-0	1242
7.	Louisville	2-0	1121
8.	LSU	2-0	1067
9.	Florida State	1-0	1040
10.	Georgia	1-1	1021
11.	Oklahoma State	2-0	866
12.	Michigan	2-0	860
13.	Oklahoma	2-0	800
14.	South Carolina	1-1	788
15.	Nebraska	2-0	478
16.	Northwestern	2-0	473
17.	UCLA	1-0	471
18.	Wisconsin	2-0	455
18.	Miami (FL)	2-0	455
20.	Florida	1-1	410
21.	Notre Dame	1-1	348
22.	Baylor	2-0	297
23.	Washington	1-0	253
24.	TCU	1-1	195
25.	Ole Miss	2-0	91

**THE LAST TIME THEY MET IN COLUMBIA:** The No. 12/10 Gamecocks used a dominant defensive effort to defeat the Commodores, 21-3, on Sept. 24, 2011 in Columbia. Vanderbilt garnered just 77 yards of offense (73 passing and four rushing), while committing three turnovers and surrendering six sacks. Meanwhile, Carolina gained 367 yards of offense. **Marcus Lattimore** rushed for 77 yards and a score and had 73 yards receiving, including a back-breaking 52-yard scoring reception with just 13 seconds remaining in the first half.

**ABOUT LAST WEEK:** The sixth-ranked Gamecocks traveled to Athens and suffered their first loss of the season, a 41-30 decision to the No. 12-ranked Georgia Bulldogs. After kicking a field goal on their first possession, the Gamecocks fell behind by a 17-3 count before rebounding to tie the score at 24 at the half. Georgia's high-powered offense proved to be too much in the second half, as the Bulldogs pulled away for the victory behind Aaron Murray's 309 passing yards and four touchdowns, and Todd Gurley's 132 yards on the ground with one TD. **Connor Shaw** threw for 228 yards and two touchdowns and **Mike Davis** logged a career-best 149 yards on the ground to keep the Gamecocks in the contest. **Nick Jones** had his best game as a member of the Garnet & Black, catching six passes for 97 yards and two scores. The loss snapped Carolina's six-game winning streak (the sixth-longest in the nation) and was also their first loss against Georgia since 2009.

**DAVIS LEADS THE CHARGE:** Marcus Lattimore will never be forgotten by the Gamecock faithful, but **Mike Davis** is certainly doing his best to soften the loss. The 5-9, 215-pound sophomore from Lithonia, Ga. logged the first 100-yard rushing game of his career with a 115-yard performance against North Carolina in his first career start. Included was a 75-yard scamper, the longest for a Gamecock since Bobby Wallace went 88 yards against Middle Tennessee in 2006, and tying for the 12th-longest run from scrimmage in school history. He came back last week at Georgia, playing in his home state for the first time, and responded with a 149-yard effort on just 16 carries, an average of 9.3 yards per tote, with one touchdown. He also went for a 75-yard gain for the second-straight week. After two games, Davis is fourth in the SEC and 14th in the country in rushing at 132.0 yards per contest and is third among the SEC leaders in average yards per carry at 9.4.

**100-YARD EFFORTS:** The Gamecocks already have two 100-yard rushing games this season after notching just four a season ago when they got three from Marcus Lattimore and one from Kenny Miles. **Mike Davis** has back-to-back 100-yard rushing games, becoming the third player on the roster with a 100-yard rushing game in his career, joining **Brandon Wilds** (3) and **Connor Shaw** (1). Both Wilds and Shaw turned in their 100-yard efforts during the 2011 campaign.

**BACK-TO-BACK 75's:** **Mike Davis** has scampered for a 75-yard run in each of the first two games. A 75-yard or longer run has only been accomplished 14 times in Gamecock history, and Davis is the first to do it twice. After two weeks, there have been 16 running plays of 75 yards or longer in Division I football and Davis is the only player on the list twice.

## GAMECOCKS PARTNER WITH CURING KIDS

**CANCER:** Working with the nonprofit organization, Curing Kids Cancer, the Gamecocks will wear logo stickers on their helmets when they take the field against Vanderbilt. The stickers are part of an effort by college football teams to raise awareness that September is National Childhood Cancer Awareness Month.

**LIL' NICKY:** Junior wide receiver **Nick Jones** is not the biggest guy on the roster or have the most raw talent. All he does is catch passes. The 5-7, 174-pounder from Moore, S.C. had his best game as a Gamecock, catching six passes for 97 yards and two touchdowns in the loss at Georgia, all career highs. His TD catches came from 18 and 30 yards out. His previous highs were four receptions (4 times) and 78 receiving yards. He had just one career touchdown before Saturday's effort. For the season, he is the team's top receiver with 10 catches for 118 yards and two scores.

**SHAW-SHAQ RECEPTION:** Senior quarterback **Connor Shaw** and sophomore wide receiver **Shaq Roland** hooked up for a 65-yard touchdown pass on the third play from scrimmage in the season-opening win over North Carolina. Last week at Georgia, the two hooked up three times for 48 yards. For the season, Roland, a former Mr. Football in the state of South Carolina, has five catches for a team-leading 123 yards and a score.

**HE'S OUR GURLEY, MAN:** Sophomore safety **T.J. Gurley** has been impressive in the early going as he comes back from knee surgery that ended his 2012 season prematurely. He stepped in for an injured **Kadetrix Marcus** in the opener and responded with a team-leading and career-high nine tackles. Making his first start of the season in his home state last week at Georgia, the Cairo, Ga. native responded with another career-high in tackles, registering 11 stops, including eight solos. He ranks in a tie for third in the SEC, averaging 10.0 tackles per game, including a league-best 15 solo stops.

**FIRST TIME STARTERS:** Ten Gamecocks have made their first career starts this season. Eight made their first career start in the season-opening win over North Carolina. The first-time starters included four on offense (TB **Mike Davis**, TE **Drew Owens**, WR **Shaq Roland** and OC **Cody Waldrop**) and four on defense (Spur **Sharrod Golightly**, LB **Kaiwan Lewis**, SS **Kadetrix Marcus** and LB **Marcquis Roberts**). OC **Clayton Stadnik** and CB **Ahmad Christian** both made their first career starts at Georgia.

**CAPTAINS:** The Gamecocks will have individual game captains through the early part of the season.

**North Carolina:** A.J. Cann, Connor Shaw, Chaz Sutton, Brison Williams

**GEORGIA:** Sharrod Golightly, Ronald Patrick, Connor Shaw, Chaz Sutton

**MAKING HISTORY:** The Gamecocks have put together back-to-back 11-win seasons, the first back-to-back, double-digit win seasons in school history. They have logged two of their three 10-or more win seasons in



## Career Start Chart

Player	'09	'10	'11	'12	'13	All
A.J. Cann	-	RS	13	12	2	27
Connor Shaw	-	0	9	11	2	22
Kelcy Quarles	-	-	6	11	1	18
Bruce Ellington	-	RS	2	13	1	16
Jadeveon Clowney	-	-	1	12	2	15
Ronald Patrick	-	0	0	13	2	15
Brison Williams	-	-	1	12	2	15
Victor Hampton	-	RS	0	12	1	13
Jimmy Legree	RS	0	2	8	2	12
Brandon Shell	-	-	RS	10	2	12
Corey Robinson	-	RS	0	9	2	11
Mike Matulis	-	-	5	5	0	10
Damiere Byrd	-	-	3	2	2	7
Nick Jones	-	RS	2	3	2	7
Cody Gibson	-	RS	4	2	0	6
Rory Anderson	-	-	2	2	1	5
Brandon Wilds	-	-	5	0	0	5
Chaz Sutton	0	0	1	1	2	4
Gerald Dixon Jr.	-	-	RS	2	1	3
T.J. Gurley	-	-	-	2	1	3
JT Surratt	-	RS	0	1	2	3
Mike Davis	-	-	-	0	2	2
Sharood Golightly	-	RS	0	0	2	2
Kaiwan Lewis	-	-	-	0	2	2
Marcquis Roberts	-	-	RS	0	2	2
Dylan Thompson	-	RS	0	2	0	2
Ahmad Christian	-	-	RS	0	1	1
Kadetrax Marcus	-	-	0	0	1	1
Drew Owens	-	-	RS	0	1	1
Shaq Roland	-	-	-	0	1	1
Clayton Stadnik	-	-	-	RS	1	1
Cody Waldrop	-	-	-	RS	1	1

## Carolina 2013 Rankings

Category	Avg.	SEC	NCAA
Scoring Offense	28.5	12	69
Rushing Offense	227.0	7	35
Passing Offense	203.0	10	81
Passing Efficiency	163.70	6	27
Total Offense	430.0	11	62
Scoring Defense	25.5	12	65
Rushing Defense	163.0	12	72
Passing Defense	252.0	13	83
Pass Efficiency Defense	154.20	13	101
Total Defense	414.5	11	79
Kickoff Returns	18.75	11	94
Punt Returns	7.33	10	58
Net Punting	33.43	12	98
Turnover Margin	0.0	7	58
Sacks	2.50	4	32
Tackles for Loss	10.0	1	3
Sacks Allowed	1.50	6	44

the last two years. The only previous 10-win campaign came in 1984. Entering the 2013 campaign, the Gamecocks have won 22 games over the past two seasons, 31 over the past three seasons, and 38 over the past four seasons, all school records.

**TOP-10 PROGRAM:** The Gamecocks have put together back-to-back Top 10 finishes for the first time in school history, finishing ninth in 2011 and eighth in 2012 according to the Associated Press. They finished one spot higher in the Coaches' poll both years. The Gamecocks have finished among the nation's Top 25 for three-straight seasons, another "first" in school history. Here are South Carolina's final AP Top-25 rankings:

**YEAR (FINAL AP):** 1958 (13); 1984 (11); 1987 (15); 2000 (19); 2001 (13); 2010 (22); 2011 (9); 2012 (8).

**THE RANKINGS-2012:** The Gamecocks finished eighth in the final 2012 Associated Press poll and seventh in the final USA Today/Coaches poll. It was the highest finish on record for Carolina, one spot better in both polls than in 2011.

**THE RANKINGS-2013:** The Gamecocks entered the 2013 season with the highest national ranking in school history. They opened the season sixth in the Associated Press poll and seventh in the USA Today/Coaches poll. The previous high to open a season came in 2012 when they opened at No. 9 in both major polls. They were ranked sixth in both polls after week one, but slipped to No. 13 in the Associated Press poll and No. 14 in the USA Today/ESPN Coaches poll this week following a road loss at Georgia when they were the underdog.

**IN THE POLLS:** The Gamecocks have been ranked in the Associated Press Top-25 for 50-consecutive polls, starting with the second week of the 2010 season. That is the longest consecutive streak in school history. According to research compiled by "The Blitz," South Carolina was ranked in the A.P. poll 148 times from 1936-2011, 14 times as a member of the ACC (1936-1970), 57 times as a Independent (1971-1991) and 77 times since joining the SEC prior to the 2012 season.

**YES THEY CALL IT A STREAK:** The Gamecocks are tied for the fifth-longest current streak of being ranked in the Associated Press's Top 25. Carolina and Stanford have been ranked for 50-consecutive weeks, trailing only Alabama, LSU, Oregon and Oklahoma.

### RK Team ..... Weeks

1.	Alabama.....	84
2.	LSU.....	68
3.	Oregon.....	64
4.	Oklahoma.....	52
5.	South Carolina .....	50
	Stanford .....	50

**THE AP TOP-10:** The Gamecocks were ranked in the top-10 for a school-record 10-consecutive Associated Press polls, the final two of the 2011 season and the first eight of the 2012 campaign, before falling out after successive losses at LSU and Florida. The Gamecocks have been ranked in the AP Top 10 33 times in school history, 19 under head coach Steve Spurrier, including 16 times since 2011. They fell out of the top-10 this week after losing as a road underdog at Georgia.

## SOUTH CAROLINA IN THE AP TOP-10:

DATE .....	AP	DATE .....	AP	DATE .....	AP
10/23/84.....	9	10/07/01.....	9	08/18/12.....	9
10/30/84.....	5			09/04/12.....	9
11/06/84.....	5	10/07/07.....	7	09/09/12.....	8
11/13/84.....	2	10/14/07.....	6	09/16/12.....	7
11/20/84.....	9			09/23/12.....	6
11/27/84.....	7	10/10/10.....	10	09/30/12.....	6
12/04/84.....	7			10/07/12.....	3
		09/11/11.....	10	10/14/12.....	9
11/24/87.....	8	09/25/11.....	10	FINAL 2012.....	8
12/01/87.....	8	10/30/11.....	10		
12/08/87.....	9	12/04/11.....	10	08/17/13.....	6
		FINAL 2011.....	9	09/3/13.....	6
09/27/88.....	8				
10/04/88.....	8				
10/11/88.....	8				

**GOOD HOME COOKIN':** The Gamecocks have won their last 12 games at Williams-Brice Stadium. Carolina is 28-3 in its last 31 home games. The only home losses since 2009 came to top-ranked Florida in 2009, to 17th-ranked Arkansas in 2010 and to defending national champion Auburn in 2011. The Gamecocks' 12-game home winning streak is the third-longest in the nation, trailing only Michigan (16) and Georgia (13).

**TOP HOME STREAKS:** The Gamecocks have won 12-straight home games, their longest stretch since joining the SEC and the third-longest streak in school history. A win over the Commodores would tie for the second-longest home winning streak, set from 1986-88. Here are the top home winning streaks:

YEARS	WINS
1978-1980	15
1986-1988	13
2011-2013 (current)	12

**PERFECT AT HOME:** The Gamecocks went 7-0 at home in 2012. It marked the first time they ran the table at home since joining the SEC. The last time they went undefeated at home was in 1987. They have been undefeated and untied at home 10 times.

**THE HEAD BALL COACH:** Steve Spurrier is in his ninth season directing the Gamecock football program. He has logged a 67-38 mark (.638) in Columbia. The Head Ball Coach is Carolina's winningest coach with 67 victories and is second in games coached with 105, behind Rex Enright (140). Coach Spurrier owns a 209-78-2 mark (.727) in 24 seasons as a collegiate head coach, with previous stops at Duke and Florida.

**AT THE TOP OF THE LEADERBOARD:** Head coach Steve Spurrier recorded his 65th victory at South Carolina in his 102nd career game as the Gamecocks' head coach in 2012 the regular-season finale at Clemson. He surpassed Rex Enright (64) for the most coaching wins in school history. He now owns 67 wins at South Carolina. He is also the winningest coach at Florida with 122 victories. The legendary Bear Bryant (60 at Kentucky and 232 at Alabama) is the only other coach to own the most wins at two SEC schools.

**TOPS IN HIS FIELD:** Steve Spurrier became the 71st head college football coach (all divisions) and the 22nd in Division I history to record 200 wins when he accomplished that feat against UAB in 2012. He ranks third among active Division I coaches with 209 wins. In addi-

## Carolina Trends

	2013	Under Spurrier
Overall	1-1	67-38
Home	1-0	43-14
Road	0-1	20-19
Neutral	0-0	4-5
Grass	1-1	63-32
Turf	0-0	4-6
August	1-0	4-0
September	0-1	24-10
October	0-0	20-11
November	0-0	16-12
December	0-0	1-3
January	0-0	2-2
Leading after 1st Quarter	1-0	37-9
Tied after 1st Quarter	0-0	16-3
Trailing after 1st Quarter	0-1	14-26
Leading at Halftime	1-0	49-9
Tied at Halftime	0-1	8-3
Trailing at Halftime	0-0	10-26
Leading after 3rd Quarter	1-0	58-6
Tied after 3rd Quarter	0-0	3-3
Trailing after 3rd Quarter	0-1	6-29
When Scoring First	1-1	40-10
When Opponent Scores First	0-0	27-28
Largest Halftime Lead	13	49
Largest Halftime Deficit	0	31
Score 20 or more Points	1-1	54-14
Score 30 or more Points	0-1	37-5
Opponents Score 20 or less	1-0	50-9
Games Decided by 3 or less	0-0	7-7
Games Decided by 10 or less	0-0	26-19
Rush for 100 Yards or more	1-1	57-13
Rush for 150 Yards or more	1-1	35-5
Pass for 200 Yards or more	0-1	38-26
Pass for 300 Yards or more	0-0	12-8
Total 400 Yards or more	1-1	25-8
Opp. Rush less than 100 yards	1-0	32-4
Opp. Pass less than 200 yards	1-0	43-21
Opp. Total less than 300 yards	1-0	36-5
Commit More Turnovers	0-1	18-29
Commit Fewer Turnovers	1-0	34-4
Commit Equal Turnovers	0-0	15-5
Lead in Time of Possession	0-0	41-9
Trail in Time of Possession	1-1	26-29

tion, the HBC has 47 wins as a head coach at the professional level, giving him 256 career coaching wins.

**NEW TERRITORY:** The 2013 Outback Bowl marked the seventh time Coach Spurrier has taken Carolina to a bowl game. They have been bowl-eligible in each of his eight campaigns. No other coach in history has taken the Gamecocks to more than three bowl games. Coach Spurrier is 3-4 in bowl games at Carolina, including back-to-back bowl wins over Nebraska (Capital One Bowl) and Michigan (Outback Bowl). He is the only Gamecock coach to post three bowl victories.

**HAVING A SENIOR MOMENT:** The Gamecocks list five seniors on their roster, including four scholarship seniors. That is the fewest number of seniors in Division I football in 2013. The quintet includes QB **Connor Shaw**, OG **Ronald Patrick**, DE **Chaz Sutton**, CB **Jimmy Legree** and walk-on WR **David Wilkins**. Interestingly, the Gamecocks will face four of the top 14 schools that list the fewest seniors (North Carolina, UCF, Mississippi State and Clemson).

Rank	School	Seniors
1.	South Carolina	5
2.	UCF	8
	Virginia	8
4.	Indiana	10
5.	UTSA	11
	North Carolina	11
7.	Wyoming	12
	California	12
9.	Mississippi State	13
	Clemson	13
	Texas A&M	13
	LSU	13
	Penn State	13
	UConn	13

**SHAW GETS THE START:** Senior quarterback **Connor Shaw** returns for his final campaign. Shaw, a 6-1, 209-pounder from Flowery Branch, Ga., is 18-4 as a starter, including a 11-0 mark at home. He and Jeff Grantz are the only two players in school history to pass for over 3,000 yards and rush for over 1,000 yards. In the loss at Georgia, he became the ninth player in school history to pass for over 4,000 yards in a career, hence becoming the first 4,000-1,000 player in school history. He is the school's all-time leader in completion percentage at 66.2 percent and is sixth with 35 touchdown passes.

**THROWING STRIKES:** When the Gamecocks pitch it around the park, there's been no one who has been more accurate in school history than **Connor Shaw**. The top two and three of the top five quarterbacks in completion percentage have worked under Coach Spurrier:

Quarterback	Years	Comp. Pct.
Connor Shaw	2010-13	.663 (327-of-494)
Blake Mitchell	2004-07	.607 (482-of-794)
Steve Taneyhill	1992-95	.605 (753-of-1245)
Bobby Fuller	1990-91	.588 (373-of-634)
Stephen Garcia	2008-11	.577 (589-of-1021)

## Career Passing Leaders

No.	PLAYER	YEARS	COM-ATT-INT	PCT.	YARDS	TD
1.	Todd Ellis	1986-89	747-1350-73	.553	9,953	49
2.	Steve Taneyhill	1992-95	753-1245-37	.605	8,782	62
3.	Stephen Garcia	2008-11	589-1021-41	.577	7,597	47
4.	Blake Mitchell	2004-07	482-794-30	.607	5,992	38
5.	Anthony Wright	1995-98	432-796-22	.543	5,681	38
6.	Phil Petty	1998-01	454-861-29	.527	5,652	28
7.	Tommy Suggs	1968-70	355-672-41	.528	4,916	34
8.	Bobby Fuller	1990-91	373-634-17	.588	4,896	28
9.	Connor Shaw	2010-13	327-494-15	.662	4,004	35
10.	Dondrial Pinkins	2000-04	265-504-18	.526	3,459	18

### PASSING TOUCHDOWNS

1.	Steve Taneyhill (1992-95)	62
2.	Todd Ellis (1986-89)	49
3.	Stephen Garcia (2008-10)	47
4.	Anthony Wright (1995-98)	38
	Blake Mitchell (2004-07)	38
6.	Connor Shaw (2010-12)	35
7.	Tommy Suggs (1968-70)	34
8.	Bobby Fuller (1990-91)	28
	Phil Petty (1998-01)	28
10.	Jeff Grantz (1972-75)	26

**QB'S UNDER THE HBC:** Here are the records of the starting Gamecock QB's under Steve Spurrier:

Quarterback	Starts	Record	Pct.
Stephen Garcia	34	20-14	.588
Connor Shaw	22	18-4	.818
Blake Mitchell	23	13-10	.565
Chris Smelley	15	9-6	.600
Syvelle Newton	7	4-3	.571
Dylan Thompson	2	2-0	1.000
Tommy Beecher	1	1-0	1.000
Antonio Heffner	1	0-1	.000

**QB WINS SINCE 1971:** Here are the starting quarterbacks with the most wins at South Carolina since 1971:

Quarterback	Record	Pct.
Todd Ellis	24-16-3	.593
Garry Harper	20-12-1	.621
Stephen Garcia	20-14	.588
Steve Taneyhill	20-19-1	.526
Connor Shaw	18-4	.818
Phil Petty	17-12	.586
Jeff Grantz	14-14	.500
Blake Mitchell	13-10	.565

**WAITING IN THE WINGS:** Junior **Dylan Thompson** is ready and waiting to take some snaps as well. Thompson, a 6-3, 218-pounder from Boiling Springs, S.C., stepped in admirably last season when Shaw was beset by injuries. He led the Gamecocks to wins over East Carolina and Clemson in his two starts, throwing for over 300 yards on both occasions. He also was 7-of-10 for 117 yards and two touchdowns in the bowl win over Michigan, including the game-winning 32-yard pass to Bruce Ellington with just 11 seconds remaining in the contest. Thompson completed a 29-yard touchdown pass to Kane Whitehurst in the season opener against North Carolina, the only snap he took from scrimmage. With that, Thompson's last two passes have both gone for TDs.

## Preseason Lists

### Rory Anderson

2nd Team Coaches All-SEC  
2nd Team Media All-SEC  
Mackey (Tight End)

### Damiere Byrd

Biletnikoff (Wide Receiver)

### A.J. Cann

2nd Team Coaches All-SEC  
3rd Team Media All-SEC  
Outland (Interior Lineman)

### Jadeveon Clowney

1st Team All-America  
Phil Steele  
Athlon  
Lindy's  
CBSSports.com  
SI.com  
Sporting News  
USA Today  
1st Team Media All-SEC  
1st Team Coaches All-SEC  
Bednarik (Defensive Player)  
Walter Camp (Player)  
Hendricks (Defensive End)  
Lombardi (Lineman/Linebacker)  
Maxwell (Player)  
Nagurski (Defensive Player)

### Bruce Ellington

1st Team Coaches All-SEC - AP  
1st Team Media All-SEC - AP  
2nd Team Media All-SEC - RS  
3rd Team Coaches All-SEC - RS  
Biletnikoff (Wide Receiver)  
Hornung (Multi-Purpose Player)

### Kelcy Quarles

2nd Team Coaches All-SEC  
Outland (Interior Lineman)

### Shaq Roland

Biletnikoff (Wide Receiver)

### Connor Shaw

Manning (Quarterback)  
O'Brien (Quarterback)

**CATCH THIS:** Junior **Bruce Ellington** is the top returning receiver. He logged 40 receptions for 600 yards and seven touchdowns last season and has 824 yards on 58 career receptions but was slowed in camp by a hamstring injury and did not start against UNC. He returned to full speed against Georgia, but caught just one pass for 13 yards. Junior **Damiere Byrd** (17 catches, 404 yards), the fastest player on the team, and junior **Nick Jones** (34 catches, 458 yards) are the other two wideouts with the most experience.

**STELLAR TIGHT ENDS:** The Gamecocks are blessed with a pair of standout tight ends. Junior **Rory "Busta" Anderson** is an All-SEC candidate. He has 23 career receptions for 470 yards with eight touchdowns. He did not play in the opener against UNC due to a hamstring injury. Sophomore **Jerrell Adams** averaged over 22 yards a catch on just four receptions last season. He also was limited against UNC with an ankle injury. With Anderson checking in at 6-5, 242, and Adams at 6-6, 237, both can present a matchup challenge for a defense.

**THE O-LINE:** The Gamecocks have four returning starters along the offensive line. Junior left guard **A.J. Cann** is the most experienced of the group with 27 career starts, the most on the squad, and is an All-SEC candidate. Senior right guard **Ronald Patrick** started all 13 games last season. Junior left tackle **Corey Robinson** started nine of the last 10 games a season ago, while right tackle **Brandon Shell** was a Freshman All-American while making 10 starts. The lone newcomer is redshirt freshman **Cody Waldrop**, who has big shoes to fill in replacing T.J. Johnson, who graduated as the school's all-time leader with 53 starts, having started every game from 2009-12. Waldrop was hampered by a foot sprain suffered in the win over North Carolina, and was unable to play at Georgia. He was replaced admirably by redshirt freshman **Clayton Stadnik**, who saw his first career action.

**AS GOOD AS IT GETS:** The 2013 Gamecocks feature one of the game's top players in junior defensive end **Jadeveon Clowney**. Clowney, who is regarded by most as the top defensive player in the country and a likely top pick in the 2014 NFL Draft, was just the second Gamecock to earn unanimous All-America honors in 2012, joining George Rogers from his Heisman Tro-

phy season in 1980. Clowney was named the Hendricks Award winner as the nation's top defensive end, and the All-America Player of the Year, presented by AT&T as selected by the fans on ESPN.com. He finished sixth in the Heisman race and was a finalist for the Nagurski Trophy, Rotary Lombardi Award and the Bednarik Award after being named the SEC Defensive Player of the Year by the league's coaches.

**THE MAGNIFICENT SEVEN:** Fresh off his trip to L.A. to receive the ESPY Award for the top play of the year, **Jadeveon Clowney** returns to cause havoc for quarterbacks around the southeast. Clowney set school records last season for sacks in a game (4.5 at Clemson), sacks in a season (13.0) and tackles for loss in a season (23.5) as a sophomore. The 6-6, 274-pounder is on everyone's preseason All-America list and a legitimate candidate for all the national awards. With a sack and 2.0 tackles for loss at Georgia, he continues to move up the all-time Carolina charts in those categories. Here's where he ranks on Carolina's all-time lists after just two-plus seasons:

#### TACKLES FOR LOSS

1. Eric Norwood (2006-09)	54.5
2. Jadeveon Clowney (2011-13)	37.5
3. Devin Taylor (2009-12)	35.5
4. Andrew Provenge (1980-82)	35.0
5. Frank Wright (1981-84)	32.0
6. Cecil Caldwell (1997-2000)	31.0
7. Melvin Ingram (2007-11)	30.5
8. Rickey Hagood (1980-82)	30.0
9. Roy Hart (1983-84, 85-86)	29.0
10. Rashad Faison (1999-2002)	27.5

#### SACKS

1. Eric Norwood (2006-09)	29.0
2. Andrew Provenge (1980-82)	26.0
3. John Abraham (1996-99)	23.5
4. Jadeveon Clowney (2011-13)	22.0
5. Melvin Ingram (2007-11)	21.5
6. Devin Taylor (2009-12)	18.5
7. Cecil Caldwell (1997-00)	15.5
Cliff Matthews (2007-10)	15.5
9. Stacy Evans (1993-94)	15.0
Kalimba Edwards (1998-01)	15.0
George Gause (2001-04)	15.0

**HE'S NOT ALONE:** **Jadeveon Clowney** is not the only Gamecock who can get to the quarterback. Fifth-year senior **Chaz Sutton**, who has spent the past two

## Tracking the 2013 Opponents

Opponent (Date vs. SC)	W-L	Last Game	Next Game
North Carolina (8/29)	1-1	W, 40-20 vs Middle Tennessee St	at Georgia Tech (9/21)
Georgia (9/7)	1-1	W, 41-30 vs South Carolina	vs North Texas (9/21)
Vanderbilt (9/14)	1-1	W, 38-3 vs Austin Peay	at South Carolina (9/14)
UCF (9/28)	2-0	W, 38-0 at FIU	at Penn State (9/14)
Kentucky (10/5)	1-1	W, 41-7 vs Miami (Ohio)	vs Louisville (9/14)
Arkansas (10/12)	2-0	W, 31-21 vs Samford	vs Southern Miss (9/14)
Tennessee (10/19)	2-0	W, 52-20 vs Western Kentucky	at Oregon (9/14)
Missouri (10/26)	2-0	W, 38-23 vs Toledo	at Indiana (9/21)
Mississippi State (11/2)	1-1	W, 51-7 vs Alcorn State	at Auburn (9/14)
Florida (11/16)	1-1	L, 21-16 at Miami (Fla.)	vs Tennessee (9/21)
Coastal Carolina (11/23)	2-0	W, 35-28 vs Furman	at Eastern Kentucky (9/14)
Clemson (11/30)	2-0	W, 52-13 vs South Carolina State	at NC State (9/19)
<b>Opponents' Overall Record 18-6 (.750)</b>			



## Media Services

### Weekly Press Conference:

Head Coach Steve Spurrier conducts his weekly press conference at noon ET on Tuesdays in the Media Interview Room, located underneath the west stands of Williams-Brice Stadium. Media members attending the press conference should enter the stadium through Gate 4 next to the press elevator on the west side of the stadium off Bluff Road. Cross the concourse and walk down the Hall of Captains to the Media Interview Room. The press conference will be streamed live on the official website of South Carolina Athletics, [www.gamecocksonline.com](http://www.gamecocksonline.com). Selected players are also available for interviews either from 11:30 - noon or from 12:30 - 1 p.m. The University of South Carolina media relations office will make Coach Spurrier's weekly press conference available for the media via an FTP site. For more information, contact Assistant Media Relations Director Matt Freed at [mfreed@mailbox.sc.edu](mailto:mfreed@mailbox.sc.edu).

### Spurrier Sunday Teleconference:

Head coach Steve Spurrier will participate in a weekly teleconference on Sundays at 2 p.m. ET, beginning Sept. 1. To participate, media members can call 1-800-793-6775. Contact Assistant Athletics Director/Media Relations Steve Fink for the passcode.

### SEC Teleconference:

The Southeastern Conference will host a weekly press teleconference each Wednesday from Aug. 28 through Nov. 27. The teleconference, open to the media, will feature the head coach from each team every week. Coach Spurrier's schedule time is 11:10 a.m. ET. Contact the SEC Media Relations office at for the number and passcode.

### Carolina Calls:

Head coach Steve Spurrier and play-by-play voice Todd Ellis host the weekly Carolina Calls radio show from Wild Wing Cafe in the Vista on Thursday nights from 7-8 p.m. ET. Carolina Calls can be heard on the flagship station of Carolina Athletics, 107.5 The Game in Columbia.



years backing up Clowney and Devin Taylor (now with the Detroit Lions), logged 5.0 sacks last season and has 14.0 tackles for loss during his career. Junior defensive tackle **Kelcy Quarles**, who has made some preseason All-SEC squads, mans the middle of the line. The 6-4, 298-pounder logged 3.5 sacks and 8.0 tackles for loss last season.

**SACK MASTERS:** Despite the quick passing attack that North Carolina runs, the Gamecocks were still able to record three sacks in the season opener and had two sacks at Georgia. Here is a list of the Gamecocks and their sack totals. They led the SEC and finished fifth in the country with 43 sacks a year ago.

SACKS	2013	Career
Jadeveon Clowney	1.0	22.0
Chaz Sutton	0.0	6.0
Kelcy Quarles	1.0	4.5
Gerald Dixon	0.0	1.0
Victor Hampton	0.0	1.0
Marcquis Roberts	1.0	1.0
Brisen Williams	0.0	1.0
Gerald Dixon Jr.	0.5	0.5
Kelsey Griffin	0.5	0.5
Mason Harris	0.5	0.5
Skai Moore	0.5	0.5
JT Surratt	0.0	0.5

**WHO ARE YOU?:** The Gamecocks graduated five seniors who manned the linebacker and spur positions a year ago and will look to a host of youngsters to fill in those slots this season. Sophomores **Kaiwan Lewis** and **Marcquis Roberts** started at the two linebacker spots in the season opener, but will be pushed to hold onto those starting assignments. Sophomore **Cedrick Cooper**, who dislocated his elbow in the preseason, and redshirt freshman **T.J. Holloman** will also get plenty of opportunities this season. A trio of true freshmen, **Skai Moore**, **Larenz Bryant** and **Jonathan Walton**, have been impressive as well, and could log some important minutes. Lewis (15), Moore (13) and Roberts (11) rank 2-3-4 among the Gamecocks' leaders in tackles this season.

**SECONDARY IN NATURE:** South Carolina returned three starters in the secondary in junior cornerback **Victor Hampton**, senior cornerback **Jimmy Legree** and junior safety **Brisen Williams**. Hampton is considered the shutdown corner, while Legree has played both corner and safety during his career. The unit is still looking for its first interception of the season. Here are the 2012 and career numbers for the Gamecock defense:

INTERCEPTIONS	2012	Career
Jimmy Legree	3	3
Brisen Williams	2	2
Victor Hampton	1	2
Gerald Dixon Jr.	1	1
Chaz Sutton	0	1

**FRY HEATS UP:** True freshman **Elliott Fry** walked on to the Gamecock squad this summer and earned the starting placekicking chores in the opener. The Frisco, Texas product was impressive against North Carolina, hitting on both of his field goal attempts from 39 and 26 yards, and all three of his extra points for nine total points. He became the first true freshman placekicker to kick in the Gamecocks' season opener since Courtney Leavitt in 1996. He hit a 36-yard field goal in his only attempt at Georgia to improve his numbers to 3-for-3 in that department, tying for third in the SEC.

**HULL OF A PUNTER:** Junior **Tyler Hull** returns for his second season as the Gamecocks' punter. The 6-2, 206-pounder from Mount Airy, N.C. spent his first season at Guilford College before transferring to South Carolina just prior to the start of the 2012 campaign. Last season, he averaged 39.4 yards per punt. 22 of his 54 punts were fair catches, while 12 went inside the 20. This year he is averaging 36.9 yards per punt with two of his seven inside the 20 with a long of 48.

**COACHING SHUFFLE:** Carolina made one coaching change during the off-season, as defensive line coach Brad Lawing left for Florida and was replaced by former North Carolina defensive line coach **Deke Adams**.

**THEY'RE BACK:** The Gamecocks welcomed 36 returning letterwinners to begin the 2013 campaign. That group consists of 19 offensive players, 16 defensive players and one special teams player. The Gamecocks lost 24 lettermen, including 10 on offense, 11 on defense and three from special teams.

**FOR STARTERS:** The Gamecocks listed 12 returning starters from the 2012 squad (six on offense, five on defense and one specialist). The returning offensive starters are OG **A.J. Cann**, WR **Bruce Ellington**, OG **Ronald Patrick**, OT **Corey Robinson**, QB **Connor Shaw** and OT **Brandon Shell**. The returning defensive starters include DE **Jadeveon Clowney**, CB **Victor Hampton**, CB **Jimmy Legree**, DT **Kelcy Quarles**, SS **Brisen Williams**. The lone returning specialist is P **Tyler Hull**.

## Game Week Media Availability

SUNDAY	MONDAY	TUESDAY	WEDNESDAY	THURSDAY	FRIDAY	SATURDAY
Coach Spurrier holds a teleconference from his office at 2 p.m. (No in-person availability). No player availability.	No media availability.	Coach Spurrier holds a noon press conference. Selected players are available around the press conference. Defensive players/assistant coaches are available after practice. All requests must be in to Steve Fink by 11 a.m.	Gamecock offensive players/assistant coaches are available after practice. All requests must be in to Steve Fink by 11 a.m. Coach Spurrier is on the SEC conference call at 11:10 a.m. ET.	Defensive coordinator Lorenzo Ward is available coming off the practice field. There is no player availability. Coach Spurrier's weekly radio show is from 7-8 p.m. ET.	Head coach Steve Spurrier and defensive coordinator Lorenzo Ward are available for network television only. There is no player availability.	Coach Spurrier, Coach Ward and requested players will be available in Media Interview Room following the game. The Gamecocks' locker room is closed to the media.

**GONE BUT NOT FORGOTTEN:** The Gamecocks said goodbye to 26 lettermen from last year's bowl roster including 12 starters. The departing starters include TE **Justice Cunningham**, OC **T.J. Johnson**, TB **Marcus Lattimore**, WR **D.L. Moore** and WR **Ace Sanders** on the offensive side of the ball and LB **Reginald Bowens**, SPR **DeVonte Holloman**, DT **Byron Jerideau**, FS **D.J. Swearinger**, DE **Devin Taylor** and LB **Shaq Wilson** on the defensive side of the ball, along with PK **Adam Yates**.

**BROTHER ACT:** The Gamecocks have two sets of brothers on the squad. Redshirt freshmen offensive linemen **Brock and Clayton Stadnik** are twins. On the defensive line, **Gerald Dixon and Gerald Dixon Jr.** are half-brothers. They share the same father, Gerald Dixon Sr., who played at Carolina in the early 90s.

**THE LEGACY CONTINUES:** The Gamecocks roster features four players whose fathers also donned the Garnet & Black: junior defensive tackle **Kelcy Quarles** and his father, Buddy (1984-87); sophomore defensive linemen **Gerald Dixon** and **Gerald Dixon Jr.** and their father, Gerald (1990-91); and redshirt freshman **Jordan Diggs** and his father, Shed (1984-87).

**IN THE CLASSROOM:** The Gamecocks placed 29 players on the 2012 SEC Fall Academic Honor Roll while posting a team GPA of 2.918, highest in school history. Among those who made the SEC Honor Roll include returnees **Landon Ard**, **K.J. Brent**, **Damiere Byrd**, **A.J. Cann**, **Shon Carson**, **Gerald Dixon Jr.**, **Phillip Dukes**, **Bruce Ellington**, **Deon Green**, **Mason Harris**, **Tyler Hull**, **Kadetrix Marcus**, **Drew Owens**, **Ronald Patrick**, **Kelvin Rainey**, **Corey Robinson**, **Brandon Shell**, **Brock Stadnik**, **Clayton Stadnik** and **Dylan Thompson**.

**THEY PAY TO SEE THE GAMECOCKS PLAY:** The Gamecocks ranked 18th in the nation in home attendance in 2012, averaging 80,001 at Williams-Brice Stadium. That included a school-record 85,199 who were on hand to watch the Gamecocks thump Georgia, 35-7. The Gamecocks opened the 2013 season with a capacity crowd of 81,572 against North Carolina. The Florida and Clemson games are already sold out, while a limited number of tickets remain for the other four home games.

**KEEPING THE FANS HAPPY:** The Gamecocks have taken care of business against their top rivals in recent seasons. Since 2010, they are an impressive 11-2 against SEC Eastern Division rivals Georgia (3-1), Florida (2-1) and Tennessee (3-0) and against in-state rival Clemson (3-0). In fact, Carolina has won the Palmetto State Championship four years in a row, the longest winning streak over the Tigers since 1951-54.

**TWO-SPORT STARS:** Head coach Steve Spurrier is not adverse to having his players participate in other sports at Carolina. Wide receiver **Bruce Ellington** has been the starting point guard for the basketball team for the past three seasons, while tailback **Shon Carson** and cornerback **Ahmad Christian** spent the spring with the Gamecock baseball team. In addition, wide receiver **Damiere Byrd** was a sprinter during the indoor track & field season.

**IT'S A NUMBERS GAME:** The Gamecocks returned 42 percent of their rushing yards, 96 percent of their passing yards and 54 percent of their receiving yards from a year ago. In addition, six of the squad's top 13 tacklers, return for the 2013 campaign.

**AN SEC SIX-PACK:** With a 6-2 SEC mark in 2012, the Gamecocks reached six SEC victories for the second year in a row. They had never had six SEC wins in a season prior to 2011. They finished the 2000, 2001, 2005 and 2010 seasons with 5-3 SEC marks. Carolina finished 2012 with at least a .500 SEC mark for the 10th time in 21 seasons and have put together three-straight .500-or-better SEC records for the first time in school history.

**GAMECOCKS IN THE SEC:** The Gamecocks wrapped up their 21st season of league play in the SEC in 2012. They have played 169 SEC regular-season contests since joining the league. Here's a breakdown of the Gamecocks in three-year segments in conference regular season action:

Years	Record	.500 or Better	Pct.
1992-1994	9-15-0	1994	.375
1995-1997	9-14-1	1996	.396
1998-2000	5-19-0	2000	.208
2001-2003	10-14-0	2001	.417
2004-2006	12-12-0	2004, 2005	.500
2007-2009	10-14-0	2008	.417
2010-2012	17-7-0	2010, 2011, 2012	.708
2013	0-1-0	-	.000
<b>Totals</b>	<b>72-96-1</b>	<b>Ten Times</b>	<b>.429</b>

**OUT OF THEIR LEAGUE:** The Gamecocks went 5-0 in non-conference action in both 2011 and 2012, and have been undefeated in regular season non-conference play for three-consecutive years. They are 32-7 in non-conference games under head coach Steve Spurrier, including wins in 30 of their last 35 non-SEC tilts. The year-by-year breakdown: 2005 (2-2); 2006 (5-0); 2007 (3-1); 2008 (3-2); 2009 (4-1); 2010 (4-1); 2011 (5-0); 2012 (5-0); 2013 (1-0). They have a regular-season winning streak over non-conference opponents of 17 games. South Carolina's last regular-season non-conference loss came at Clemson in 2008.

**RECRUITING SUCCESS:** The Gamecocks had another successful February signing day. Carolina has put together nine-straight classes that rank among the nation's top 25, according to *Rivals*. Here are the recent recruiting class rankings according to *Rivals* and *Scout*:

2002: 11th/18th	2008: 22nd/34th
2003: 8th/15th	2009: 12th/13th
2004: 35th/28th	2010: 24th/34th
2005: 23rd/20th	2011: 18th/11th
2006: 24th/33rd	2012: 19th/13th
2007: 6th/7th	2013: 16th/23rd

**WORKING OVERTIME:** The Gamecocks have played just two overtime games in their history, both at Tennessee. They dropped a 23-20 decision in Knoxville on Sept. 27, 2003, then fell by a 27-24 score on Oct. 27, 2007, at Neyland Stadium.

**NEXT YEAR:** The Gamecocks have released their 2014 schedule. They will open again on a Thursday night, this time hosting Texas A&M in an SEC clash in Columbia. That game will be the first televised by the new SEC Network. Here is the 2014 slate:

#### 2014 SOUTH CAROLINA FOOTBALL SCHEDULE

Day	Date	Opponent
Thursday	August 28	vs Texas A&M
Saturday	September 6	vs East Carolina
Saturday	September 13	vs Georgia
Saturday	September 20	at Vanderbilt
Saturday	September 27	vs Missouri
Saturday	October 4	at Kentucky
Saturday	October 18	vs Furman
Saturday	October 25	at Auburn
Saturday	November 1	vs Tennessee
Saturday	November 15	at Florida
Saturday	November 22	vs South Alabama
Saturday	November 29	at Clemson

**WHO'S PAYING FOR THIS?:** Two walk-ons were rewarded with scholarships for the 2013-14 school year this fall. Junior fullback **Connor McLaurin** and junior cornerback **Sidney Rhodes** will have their school tabs paid for this year.

**LONGTIME VOICES:** Former Gamecock great quarterback **Tommy Suggs** (1968-70) is in his 40th year describing Gamecock football from the radio booth. Suggs is one of just six active announcers at the Division I level who have worked for each of the last 40 years in the radio booth.

Announcer	School	Year
Bob Robertson	Washington State	47
Bill Hillgrove	Pitt	44
Don Fischer	Indiana	41
Tommy Suggs	South Carolina	40
Larry Zimmer	Colorado	40
Vic Purvis	Southern Miss	40

**LOOKING AHEAD:** The Gamecocks enjoy an off week next week before heading on the road for a non-conference test at UCF in Orlando on Saturday, September 28. The Gamecocks are 3-0 against the Knights, but all three of those contests were played in Columbia, in 1996, 1997 and 2005 (Coach Spurrier's first game at the helm of the program). South Carolina's last trip to Columbia resulted in a 30-13 win over Nebraska in the 2012 Capital One Bowl.

## Pronunciation Guide

Jerrell Adams	jur-L
Larenz Bryant	luh-RENZ
Damiere Byrd	duh-MEER
Mohamed Camara	cuh-MAR-uh
Jadeveon Clowney	juh-DEV-ee-uhn
Dwayne Duckett	DUCK-it
Shamier Jeffery	shuh-MEER
Andrew Komornik	kuh-MORE-knick
Kaiwan Lewis	kuh-WAN
Mike Matulis	muh-TOO-lis
Skai Moore	SKY
Brendan Nosovitch	NAH-so-vitch
Na'Ty Rodgers	Nuh-TIE
J.T. Surratt	sur-RAT
J.P. Vonashek	VON-uh-shek



## Gamecocks In The NFL

Name	Team	Position
John Abraham	Arizona Cardinals	Defensive End
Antonio Allen	New York Jets	Safety
Jasper Brinkley	Arizona Cardinals	Linebacker
Jared Cook	St. Louis Rams	Tight End
Chris Culliver\$	San Francisco 49ers	Cornerback
Justice Cunningham*	Indianapolis Colts	Tight End
Patrick DiMarco*	Atlanta Falcons	Fullback
Clifton Geathers	Philadelphia Eagles	Defensive End
Stephon Gilmore	Buffalo Bills	Cornerback
Tori Gurley*	Cleveland Browns	Wide Receiver
DeVonte Holloman	Dallas Cowboys	Linebacker
Melvin Ingram#	San Diego Chargers	Defensive End
Lemuel Jeanpierre	Seattle Seahawks	Center
Alshon Jeffery	Chicago Bears	Wide Receiver
Byron Jerideau\$	San Diego Chargers	Defensive Tackle
T.J. Johnson*	Cincinnati Bengals	Center
Johnathan Joseph	Houston Texans	Cornerback
Spencer Lanning	Cleveland Browns	Punter
Marcus Lattimore%	San Francisco 49ers	Running Back
Cliff Matthews	Atlanta Falcons	Defensive End
Jamon Meredith	Tampa Bay Buccaneers	Offensive Tackle
Captain Munnerlyn	Carolina Panthers	Cornerback
Sidney Rice	Seattle Seahawks	Wide Receiver
Travian Robertson	Atlanta Falcons	Defensive Tackle
Dunta Robinson	Kansas City Chiefs	Cornerback
Ace Sanders	Jacksonville Jaguars	Wide Receiver
Darian Stewart	St. Louis Rams	Safety
Ryan Succop	Kansas City Chiefs	Placekicker
D.J. Swearinger	Houston Texans	Safety
Devin Taylor	Detroit Lions	Defensive End
Roquevious Watkins*	Kansas City Chiefs	Offensive Guard

\*-Practice squad

\$-Reserve/Injured

#-Reserve/Physically Unable to Perform

%-Reserve/Non Football Injury

## Carolina Radio Affiliates

Abbeville	WZLA-FM	92.9	Greenville	WROO-FM	96.7
Aiken/Edgefield	WKSX-FM	92.7	Hilton Head	WGZO-FM	103.1
Allendale	WDOG-FM	93.5	Lake City	WHYM-AM	1260
Anderson	WRIX-FM	103.1	Myrtle Beach	WHSC-FM	103.1
Camden	WPUB-FM	102.7	Newberry	WKDK-AM	1240
Camden	WCAM-AM	1590	Rock Hill	WRHM-FM	107.1
Charleston	WWIK-FM	98.9	Rock Hill	WVSZ-FM	107.3
Chesterfield	WVSZ-FM	107.3	Seneca	WSNW-AM	1150
Clinton	WPCC-AM	1410	Seneca	WSNW-FM	103.5
Columbia	WNKT-FM	107.5	Spartanburg	WSPG-AM	1400
Florence/Lamar	WFRK-FM	93.5	Sumter	WIBZ-FM	95.5
Gaffney	WZZQ-FM	104.3	Union	WBCU-AM	1460
Gaffney	WZZQ-AM	1500			

**SPRING GAME AWARDS:** The following players were recognized for their achievements at halftime of the annual Garnet & Black Spring Game in April:

Most Improved:

Offensive Line	Mason Zandi
Defensive Line	Phillip Dukes
Wide Receivers	Shaq Roland/Shamier Jeffery
Linebackers	Kaiwan Lewis
Tight Ends	Rory Anderson/Jerell Adams
Safeties	Sharrod Golightly/Jordan Diggs
Defensive Backs	Kadatrix Marcus
Running Backs	Mike Davis
Quarterbacks	Brendan Nosovitch
Kicker	Landon Ard
Punter	Tyler Hull
Freshman-Defense	Darius English
Freshman-Offense	Cody Waldrop
Everyday Effort Award-Offense	Brandon Shell
Everyday Effort Award-Defense	Gerald Dixon Jr.
Everyday Hustle Award-Offense	A.J. Cann
Everyday Hustle Award-Defense	Kelcy Quarles
Everyday Attitude Award-Offense	K.J. Brent
Everyday Attitude Award-Defense	Victor Hampton
Outstanding Weight Room-Offense	Connor McLaurin
Outstanding Weight Room-Defense	Chaz Sutton
Outstanding Walk-On-Offense	Devin Potter
Outstanding Walk-On-Defense	Sidney Rhodes
Harold White GPA-Offense	Damiere Byrd
Harold White GPA-Defense	T.J. Holloman
Big Plays – Spring – Offense	Kwinton Smith
Big Plays – Spring – Defense	Kelvin Rainey
Pastides Outstanding Student-Athlete	Connor Shaw
Morrison Offensive Player of the Spring	Brandon Wilds
Enright Defensive Player of the Spring	Mason Harris
Carlen Special Teams Player of the Spring	Patrick Fish
Ernest Brooks MVP – Clemson	Dylan Thompson
Outback Bowl - Big Play - Offense	Bruce Ellington
Outback Bowl - Big Play - Defense	Jadeveon Clowney

### 2012 POST-SEASON HONORS (2013 Returnees Only)

#### Jerrell Adams

Coaches..... SEC All-Freshman

#### Jadeveon Clowney

AFCA..... 1st-team All-American

Associated Press ..... 1st-team All-American

FWAA ..... 1st-team All-American

Sporting News ..... 1st-team All-American

Walter Camp ..... 1st-team All-American

ESPN.com ..... 1st-team All-American

CBSSports.com ..... 1st-team All-American

FoxSportsNext.com ..... 1st-team All-American

Phil Steele ..... 1st-team All-American

Coaches..... SEC Defensive Player of the Year

Associated Press ..... 1st-team All-SEC

Coaches..... 1st-team All-SEC

Phil Steele ..... 1st-team All-SEC

Hendricks Award..... Winner

Nagurski Trophy ..... Finalist

Rotary Lombardi Award ..... Finalist

Bednarik Award..... Finalist

#### T.J. Gurley

Coaches..... SEC All-Freshman

#### Brandon Shell

FoxSportsNext ..... 1st-team Freshman All-American

Phil Steele ..... 1st-team Freshman All-American

Coaches..... SEC All-Freshman

# The Last Time They Met

## Game 1

**#9/9 South Carolina 17, Vanderbilt 13**

**August 30, 2012  
Vanderbilt Stadium  
Nashville, Tenn.  
38,393**



**NASHVILLE, TENN.**—Junior running back Marcus Lattimore rushed for 110 yards and two touchdowns to lead ninth-ranked South Carolina to a 17-13 victory over Vanderbilt on Thursday night in the season opener for both teams at Vanderbilt Stadium.

With the Gamecocks trailing 13-10 early in the fourth quarter, Lattimore scored the game-winning touchdown on a 1-yard run with 11:25 remaining. The Gamecock defense then buckled down and allowed just 17 yards the rest of the way to seal the win.

South Carolina (1-0, 1-0 SEC) has now won 13 straight season openers and nine straight games against SEC Eastern Division opponents, while Gamecock head coach Steve Spurrier improves to 22-1 all-time in season openers. The Commodores (0-1, 0-1) have dropped four straight games to South Carolina.

In his first game back after suffering a knee injury at Mississippi State last season, Lattimore averaged 4.8 yards on 23 carries and led the Gamecocks with three receptions for 21 yards.

Despite missing several series with a shoulder injury, junior quarterback Connor Shaw helped guide the Gamecocks back into the game, connecting on 7-of-11 passes for 67 yards and rushing 14 times for 92 yards.

The Gamecock defense came up big early after two turnovers by the offense. With Vanderbilt facing a third and goal at the Carolina 5, linebacker Shaq Wilson stepped in front of a Jordan Rogers pass and returned the interception 37 yards to the Commodore 49.

Wilson's interception provided a spark for the offense, as Shaw ran for a 20-yard gain on Carolina's first play after the turnover. Lattimore then took care of the rest as he busted loose for a 29-yard touchdown run, breaking a tackle on his way to the end zone. The touchdown moved Lattimore into sole possession of third place in career rushing touchdown at Carolina with 28. Adam Yates tacked on the extra point to give the Gamecocks a 7-0 lead at the 4:55 mark of the first quarter.

Yates drilled his first career field goal attempt from 20 yards out with 11:44 left in the half to push South Carolina's lead to 10-0.

Vanderbilt fought back to tie the game before halftime, as Rogers connected with Jordan Matthews for a 78-yard scoring strike to make it a 10-7 ballgame with 10:37 remaining.

After holding the Gamecocks to a three-and-out on the ensuing possession, the Commodores drove deep into Carolina territory before Carey Spear made a 25-yard field goal to knot the game at 10-10.


Shaw left the game late in the second quarter with a shoulder injury after rushing for a 2-yard gain on first down, as the teams ran out the clock and headed into the locker room tied at 10.

Vanderbilt took its first lead of the contest in the third quarter on a 44-yard field goal by Spear that gave the Commodores a 13-10 advantage with 6:02 on the clock.

But Shaw re-entered the game to help lead the Gamecocks to victory. After the offense stalled in his first series back, he guided Carolina on a nine-play, 66-yard scoring drive in his second series, with Lattimore scoring from 1 yard out to give the Gamecocks the lead for good.

Wilson and sophomore defensive tackle Kelcy Quarles led the Carolina defense with eight tackles apiece, as the Gamecocks surrendered 276 yards. Carolina also had five sacks on the night.

Rogers led the way for Vanderbilt, completing 13-of-23 passes for 214 yards and one touchdown.



<b>South Carolina</b>	<b>7</b>	<b>3</b>	<b>0</b>	<b>7</b>	<b>17</b>
<b>Vanderbilt</b>	<b>0</b>	<b>10</b>	<b>3</b>	<b>0</b>	<b>13</b>

### Scoring Summary

1st	4:55	SC	Lattimore 29-yard run (Yates kick) (2-49-0:21)	7-0
2nd	11:44	SC	Yates 20-yard field goal (14-66-6:38)	10-0
2nd	10:37	VU	Matthews 78-yard pass from Rodgers (Spear kick) (2-76-1:01)	10-7
2nd	6:51	VU	Spear 25-yard field goal (5-38-2:06)	10-10
3rd	6:02	VU	Spear 44-yard field goal (10-27-3:43)	10-13
4th	11:25	SC	Lattimore 1-yard run (Yates kick) (9-66-4:39)	17-13

### Team Statistics

	<b>SC</b>	<b>VU</b>
First Downs	17	11
Rushing	12	6
Passing	4	5
Penalty	1	0
Net Yards Rushing	205	62
Rushing Attempts	47	36
Net Yards Passing	67	214
Cmp.-Att.-Int.	7-15-1	13-23-1
Total Offense Yards	272	276
Total Offense Plays	62	59
Fumbles: No.-Lost	2-1	3-0
Penalties: No.-Yards	6-30	5-35
Punts-Yards	6-234	4-174
Avg. Yards Per Punt	39.0	43.5
Punt Returns: No.-Yards	3-15	1-15
Kickoff Returns: No.-Yards	0-0	3-84
Interceptions: No.-Yards	1-37	1-17
Possession Time	31:36	28:24
Third Down Conversions	3-12	3-15
Fourth Down Conversions	1-1	1-4
Red Zone Scores-Chances	2-2	1-2
Sacks By: No.-Yards	5-31	3-24
PAT Kicks	2-2	1-1
Field Goals	1-1	2-3

### Individual Statistics

**RUSHING: SC:** Lattimore 23-110; C. Shaw 14-92; Davis 1-4; Miles 1-3; Team 3-0; Thompson 5-(-4). **VU:** Stacy 13-48; Tate 7-17; Kimbrow 2-5; Grady 1-0; Rodgers 13-(-8).

**PASSING: SC:** Shaw 7-11-1-67; Thompson 0-3-0-0; Strickland 0-1-0-0. **VU:** Rodgers 13-23-1-214.

**RECEIVING: SC:** Lattimore 3-21; Sanders 2-13; Cunningham 1-20; Byrd 1-13. **VU:** Matthews 8-147; Krause 2-9; Grady 1-32; Tate 1-17; Boyd 1-9.

**PUNT RETURNS: SC:** A. Sanders 3-15. **VU:** Stacy 1-15.

**KICKOFF RETURNS: SC:** None. **VU:** Hal 2-61; Clarke 1-23.

**INTERCEPTION RETURNS: SC:** Wilson 1-37. **VU:** Ladler 1-17.

## The Last Time They Met in Columbia

### Game 4

**#12/10 South Carolina 21, Vanderbilt 3**



**September 24, 2011**  
**Williams-Brice Stadium**  
**Columbia, S.C.**  
**77,015**



**COLUMBIA, S.C.**—No. 12/10 South Carolina used a dominant effort from its defense to defeat Vanderbilt, 21-3.

The Gamecocks held the Commodores to just 77 yards of offense (73 passing, four rushing), forced three turnovers and recorded six sacks.

With the win, South Carolina improves to 4-0 for the first time since 2001 and 2-0 in the Southeastern Conference. Vanderbilt drops to 3-1 on the season and 1-1 in the conference.

Senior defensive end Melvin Ingram and freshman defensive end Jadeveon Clowney recorded four tackles apiece to lead the Gamecocks. Ingram tallied three tackles for loss, including two sacks, and recovered a fumble in the end zone for a touchdown, which was his third score of the year. Clowney finished with two sacks, both of which resulted in fumbles. Senior Spur Antonio Allen also had four tackles and his third fumble recovery of the season.

South Carolina gained 367 yards on the night, with 236 through the air and 131 on the ground. Sophomore running back Marcus Lattimore rushed for 77 yards and a score and had 73 yards receiving and a touchdown to carry the offense.

Stephen Garcia completed 16-of-30 passes for 228 yards with one touchdown and four interceptions. Ace Sanders had four receptions for 75 yards, and Alshon Jeffery added two receptions for 34 yards in the win. Jeffery passed Sterling Sharpe for second on the all-time receiving yards list at South Carolina with 2,526 yards in his career. He needs 255 yards to pass Kenny McKinley as the all-time leader.


After Vanderbilt grabbed a 3-0 first-quarter lead on a 33-yard field goal by Carey Spear, South Carolina turned to its defense for a spark in the second stanza.

On third and 7 from the Vanderbilt 39, Commodore quarterback Larry Smith dropped back to pass, but Clowney burst into the backfield and stripped the ball. Allen scooped up the fumble and returned it 20 yards before Vanderbilt's Wesley Tate punched the ball loose into the end zone, where Ingram fell on it for the Gamecock touchdown. Jay Wooten's extra point gave the Gamecocks a 7-3 lead with 11:59 left in the half.

The Gamecocks went into the locker room with a 14-3 lead after executing their two-minute offense to perfection with 46 seconds left in the half, needing just two plays to find the end zone. On second and 5 from the Gamecock 48, Garcia found Lattimore on short pass, and Lattimore broke through a tackle and weaved his way down the field for a 52-yard touchdown reception.

South Carolina continued its solid defensive play to start the second half, forcing a three-and-out on the opening possession. The Gamecock offense then helped put the game out of reach with an 11-play, 83-yard scoring drive capped by a 22-yard touchdown run by Lattimore, giving South Carolina a 21-3 advantage with 7:46 left in the third quarter.

The Gamecocks shut down the Commodore offense the remainder of the game, allowing just seven yards the rest of the way to seal the win.



<b>Vanderbilt</b>	<b>3</b>	<b>0</b>	<b>0</b>	<b>0</b>	<b>3</b>
<b>South Carolina</b>	<b>0</b>	<b>14</b>	<b>7</b>	<b>0</b>	<b>21</b>

#### Scoring Summary

1st	1:43	VU	Spear 33-yard field goal (4-6-1:26)	0-3
2nd	11:59	SC	Ingram fumble recovery in end zone (Wooten kick)	7-3
2nd	0:13	SC	Lattimore 52-yard pass from Garcia (Wooten kick) (2-57-0:33)	14-3
3rd	7:46	SC	Lattimore 22-yard run (Wooten kick) (11-83-4:53)	21-3

#### Team Statistics

	<b>VU</b>	<b>SC</b>
First Downs	5	17
Rushing	3	7
Passing	1	8
Penalty	1	2
Net Yards Rushing	4	131
Rushing Attempts	25	40
Net Yards Passing	73	236
Cmp.-Att.-Int.	16-23-1	17-32-4
Total Offense Yards	77	367
Total Offense Plays	48	72
Fumbles: No.-Lost	3-2	6-0
Penalties: No.-Yards	7-79	9-67
Punts-Yards	9-372	3-139
Avg. Yards Per Punt	41.3	46.3
Punt Returns: No.-Yards	2-12	5-27
Kickoff Returns: No.-Yards	4-87	2-52
Interceptions: No.-Yards	4-49	1-0
Possession Time	25:52	34:08
Third Down Conversions	1-14	10-19
Fourth Down Conversions	1-1	0-2
Red Zone Scores-Chances	1-1	0-1
Sacks By: No.-Yards	0-0	6-42
PAT Kicks	0-0	3-3
Field Goals	1-1	0-1

#### Individual Statistics

**RUSHING: VU:** Stacy 7-18; Seymour 7-14; Rodgers 1-4; Team 1-(-2); Smith 9-(-30). **SC:** Lattimore 20-77; Garcia 7-32; Wilds 3-22; Shaw 2-14; Baker 3-3; Thompson 1-1; Team 2-(-6); Ellington 2-(-12).

**PASSING: VU:** Smith 12-16-1-44; Rodgers 4-7-0-29. **SC:** Garcia 16-30-4-228; C. Shaw 1-2-0-8.

**RECEIVING: VU:** Krause 9-55; Tate 2-8; Stacy 2-(-10); Seymour 1-7; Lassing 1-7; Matthews 1-6. **SC:** A. Sanders 4-75; Lattimore 3-73; A. Jeffery 2-34; Anderson 2-21; Wilds 2-7; Ellington 1-8; D. Smith 1-8; Moore 1-5; Cunningham 1-5.

**PUNT RETURNS: VU:** Krause 2-12. **SC:** A. Sanders 5-27.

**KICKOFF RETURNS: VU:** Hal 4-87. **SC:** Ellington 2-52.

**INTERCEPTION RETURNS: VU:** Hayward 2-24; Marve 1-19; Hal 1-0. **SC:** Gilmore 1-0.



## South Carolina Depth Chart

### Offense

<b>WR</b>	1	Damiere Byrd	5-9	166	JR-2L	Sicklerville, N.J.
	4	Shaq Roland	6-1	190	SO-1L	Lexington, S.C.
	8	Shamier Jeffery	6-1	207	SO-SQ	St. Matthews, S.C.
<b>WR</b>	23	Bruce Ellington	5-9	196	JR-2L	Moncks Corner, S.C.
	80	K.J. Brent	6-4	188	SO-1L	Waxhaw, N.C.
	85	Kane Whitehurst	5-11	179	SO-SQ	Duluth, Ga.
<b>WR</b>	3	Nick Jones	5-7	174	JR-2L	Moore, S.C.
	11	Pharoh Cooper	5-11	184	FR-HS	Havelock, N.C.
	82	Kwinton Smith	6-4	212	FR-RS	Hamer, S.C.
<b>LT</b>	53	Corey Robinson	6-8	341	JR-1L	Havelock, N.C.
	74	Mason Zandi	6-9	293	FR-RS	Irmo, S.C.
<b>LG</b>	50	A.J. Cann	6-4	314	JR-2L	Bamberg, S.C.
	65	Brock Stadnik	6-5	286	FR-RS	Greensboro, N.C.
<b>C</b> OR	51	Cody Waldrop	6-2	319	FR-RS	Seffner, Fla.
	54	Clayton Stadnik	6-3	281	FR-RS	Greensboro, N.C.
	70	Alan Knott	6-4	272	FR-HS	Tyrone, Ga.
<b>RG</b>	67	Ronald Patrick	6-2	315	SR-2L	Cocoa, Fla.
	75	Will Sport	6-5	294	SO-1L	Milton, Fla.
<b>RT</b>	71	Brandon Shell	6-6	323	SO-1L	Goose Creek, S.C.
	78	Cody Gibson	6-7	286	JR-2L	Tallahassee, Fla.
<b>TE</b>	81	Rory Anderson	6-5	242	JR-2L	Powder Springs, Ga.
	89	Jerell Adams	6-6	237	SO-1L	Pinewood, S.C.
	88	Drew Owens	6-6	244	SO-SQ	Charlotte, N.C.
<b>QB</b>	14	Connor Shaw	6-1	209	SR-3L	Flowery Branch, Ga.
	17	Dylan Thompson	6-3	218	JR-2L	Boiling Springs, S.C.
	5	Brendan Nosovitch	6-1	220	FR-RS	Allentown, Pa.
<b>FB</b>	41	Connor McLaurin	6-0	237	JR-1L	Raleigh, N.C.
	31	Jordan Diaz	6-1	233	JR-SQ	Hamilton, N.J.
<b>TB</b>	28	Mike Davis	5-9	215	SO-1L	Lithonia, Ga.
	22	Brandon Wilds	6-2	223	SO-1L	Blythewood, S.C.
	7	Shon Carson	5-8	219	SO-SQ	Scranton, S.C.

### Defense

<b>DE</b>	90	Chaz Sutton	6-5	263	SR-3L	Savannah, Ga.
	34	Mason Harris	6-3	218	SO-1L	Fort Oglethorpe, Ga.
	44	Gerald Dixon	6-2	268	SO-SQ	Rock Hill, S.C.
<b>DT</b>	97	J.T. Surratt	6-2	307	JR-1L	Winston-Salem, N.C.
	92	Gerald Dixon Jr.	6-3	318	SO-1L	Rock Hill, S.C.
<b>DT</b>	99	Kelcy Quarles	6-4	298	JR-2L	Hodges, S.C.
	52	Phillip Dukes	6-3	315	SO-SQ	Manning, S.C.
	94	Kelcy Griffin	6-2	292	FR-HS	Buford, Ga.
<b>DE</b>	7	Jadeveon Clowney	6-6	274	JR-2L	Rock Hill, S.C.
	5	Darius English	6-6	226	FR-RS	Powder Springs, Ga.
<b>MLB</b>	8	Kaiwan Lewis	6-0	221	SO-1L	Mays Landing, N.J.
	11	T.J. Holloman	6-2	228	FR-RS	Stone Mountain, Ga.
	28	Jonathan Walton	6-0	234	FR-HS	Daphne, Ala.
<b>WLB</b>	21	Marcquis Roberts	6-1	225	SO-SQ	Powder Springs, Ga.
	10	Skai Moore	6-2	205	FR-HS	Cooper City, Fla.
	18	Cedrick Cooper	6-2	213	SO-1L	Lithonia, Ga.
<b>SPR</b>	9	Sharrod Golightly	5-10	195	JR-2L	Decatur, Ga.
	42	Jordan Diggs	6-0	214	FR-RS	Fort Myers, Fla.
<b>CB</b>	27	Victor Hampton	5-10	202	JR-2L	Darlington, S.C.
	4	Ahmad Christian	5-10	189	SO-1L	Jacksonville, Fla.
<b>SS</b> OR	25	Kadetrrix Marcus	6-1	195	JR-1L	Stone Mountain, Ga.
	20	T.J. Gurley	5-10	196	SO-1L	Cairo, Ga.
<b>FS</b>	12	Brison Williams	5-11	218	JR-2L	Warner Robins, Ga.
	17	Chaz Elder	6-2	199	FR-RS	Union City, Ga.
<b>CB</b>	15	Jimmy Legree	6-0	187	SR-3L	Beaufort, S.C.
	3	Jamari Smith	5-10	183	FR-HS	Jacksonville, Fla.
	1	Rico McWilliams	5-11	187	FR-RS	Hampton, Ga.

### Specialists

<b>KO</b>	19	Landon Ard	5-9	172	SO-SQ	Rock Hill, S.C.
	29	Elliott Fry	6-0	150	FR-HS	Frisco, Texas
<b>PK</b>	29	Elliott Fry	6-0	150	FR-HS	Frisco, Texas
	19	Landon Ard	5-9	172	SO-SQ	Rock Hill, S.C.
<b>P</b>	13	Tyler Hull	6-2	206	JR-1L	Mount Airy, N.C.
	18	Patrick Fish	6-0	195	JR-SQ	Shelby, N.C.

<b>KR</b>	7	Shon Carson	5-8	219	SO-SQ	Scranton, S.C.
	23	Bruce Ellington	5-9	196	JR-2L	Moncks Corner, S.C.
<b>PR</b>	23	Bruce Ellington	5-9	196	JR-2L	Moncks Corner, S.C.
	27	Victor Hampton	5-10	202	JR-2L	Darlington, S.C.
<b>SSN</b>	58	Ryland Culbertson	6-4	265	JR-SQ	Laurens, S.C.
<b>LSN</b>	47	Drew Williams	6-2	190	FR-HS	Irmo, S.C.
<b>H</b>	18	Patrick Fish	6-0	195	JR-SQ	Shelby, N.C.
	5	Brendan Nosovitch	6-1	220	FR-RS	Allentown, Pa.

# South Carolina 2013 Numerical Roster

No.	Name	Pos.	Ht.	Wt.	Yr.	Exp.	Hometown (High/Last School)
1	Damiere Byrd	WR	5-9	166	JR	2L	Sicklerville, N.J. (Timber Creek)
1	Rico McWilliams	CB	5-11	187	FR	RS	Hampton, Ga. (Lovejoy)
3	Nick Jones	WR	5-7	174	JR	2L	Moore, S.C. (Byrnes)
3	Jamari Smith	CB	5-10	183	FR	HS	Jacksonville, Fla. (Fletcher)
4	Ahmad Christian	CB	5-10	189	SO	1L	Jacksonville, Fla. (Trinity Christian)
4	Shaq Roland	WR	6-1	190	SO	1L	Lexington, S.C. (Lexington)
5	Brendan Nosovitch	QB	6-1	220	FR	RS	Allentown, Pa. (Central Catholic)
5	Darius English	DE	6-6	226	FR	RS	Powder Springs, Ga. (McEachern)
6	Chris Moody	FS	6-1	212	FR	RS	McDonough, Ga. (Henry County)
6	Connor Mitch	QB	6-3	227	FR	HS	Raleigh, N.C. (Wakefield)
7	Jadeveon Clowney	DE	6-6	274	JR	2L	Rock Hill, S.C. (South Pointe)
7	Shon Carson	TB	5-8	219	SO	SQ	Scranton, S.C. (Lake City)
8	Shamier Jeffery	WR	6-1	207	SO	SQ	St. Matthews, S.C. (Calhoun County)
8	Kaiwan Lewis	LB	6-0	221	SO	1L	Mays Landing, N.J. (St. Joseph)
9	Sharrod Golightly	SPR	5-10	195	JR	2L	Decatur, Ga. (Southwest DeKalb)
10	Skai Moore	LB	6-2	205	FR	HS	Cooper City, Fla. (University)
10	Perry Orth	QB	6-1	212	FR	RS	Ponte Vedra, Fla. (Ponte Vedra) Florida State College)
11	T.J. Holloman	LB	6-2	228	FR	RS	Stone Mountain, Ga. (St. Pius X)
11	Pharoh Cooper	WR	5-11	184	FR	HS	Havelock, N.C. (Havelock)
12	Brisson Williams	SS	5-11	218	JR	2L	Warner Robins, Ga. (Northside/Fork Union)
13	Tyler Hull	P	6-2	206	JR	1L	Mount Airy, N.C. (Mount Airy/Guilford)
13	Grant Davitte	QB	6-3	190	FR	HS	Columbia, S.C. (Irmo)
14	Connor Shaw	QB	6-1	209	SR	3L	Flowery Branch, Ga. (Flowery Branch)
14	Ali Groves	CB	5-10	184	FR	HS	Stone Mountain, Ga. (Stephenson)
15	Jimmy Legree	CB	6-0	187	SR	3L	Beaufort, S.C. (Beaufort)
15	Austin Hails	QB	6-2	214	SO	SQ	Collinsville, Ill. (Collinsville)
16	Kelvin Rainey	TE	6-3	233	FR	RS	Yulee, Fla. (Yulee)
16	Nick St. Germain	PK	5-9	175	FR	RS	Powder Springs, Ga. (McEachern)
17	Dylan Thompson	QB	6-3	218	JR	2L	Boiling Springs, S.C. (Boiling Springs)
17	Chaz Elder	SS	6-2	199	FR	RS	Union City, Ga. (Banneker)
18	Cedrick Cooper	LB	6-2	213	SO	1L	Lithonia, Ga. (Lithonia)
18	Patrick Fish	P	6-0	195	JR	SQ	Shelby, N.C. (Burns)
19	Jody Fuller	WR	5-11	217	FR	RS	Charlotte, N.C. (Sun Valley)
19	Kyle Fleetwood	SS	5-11	216	FR	RS	Stone Mountain, Ga. (Stephenson)
19	Landon Ard	PK	5-9	172	SO	SQ	Rock Hill, S.C. (South Pointe)
20	T.J. Gurley	FS	5-10	196	SO	1L	Cairo, Ga. (Cairo)
21	Marcquis Roberts	LB	6-1	225	SO	SQ	Powder Springs, Ga. (McEachern)
21	Andrew Bunch	WR	5-11	185	FR	TR	Mt. Pleasant, S.C. (Bishop England/Presbyterian)
22	Brandon Wilds	TB	6-2	223	SO	1L	Blythewood, S.C. (Blythewood)
23	Bruce Ellington	WR	5-9	196	JR	2L	Moncks Corner, S.C. (Berkeley)
24	Ronnie Martin	CB	5-11	179	JR	JC	Spartanburg, S.C. (Spartanburg/Georgia Military)
24	Kendric Salley	TB	5-9	220	FR	RS	Williston, S.C. (Williston-Elko)
25	Kadatrix Marcus	FS	6-1	195	JR	1L	Stone Mountain, Ga. (Stephenson)
26	Jasper Sasser	S	6-0	192	FR	HS	Jacksonville, Fla. (Wolfson)
27	Victor Hampton	CB	5-10	202	JR	2L	Darlington, S.C. (Darlington)
28	Mike Davis	TB	5-9	215	SO	1L	Lithonia, Ga. (Stephenson)
28	Jonathan Walton	LB	6-0	234	FR	HS	Daphne, Ala. (Bayside Academy)
29	Elliott Fry	P/K	6-0	150	FR	HS	Frisco, Texas (Prince of Peace Christian)
30	Sidney Rhodes	CB	5-10	167	JR	1L	Easley, S.C. (Wren/Western Carolina)
31	Jordan Diaz	FB	6-1	233	JR	SQ	Hamilton, N.J. (Hamilton West/Mercer Co. C.C.)
31	Mohamed Camara	SPR	6-1	181	FR	HS	Cumming, Ga. (Forsyth)
32	Larenz Bryant	LB	6-0	215	FR	HS	Charlotte, N.C. (Vance)

No.	Name	Pos.	Ht.	Wt.	Yr.	Exp.	Hometown (High/Last School)
33	Gerald Turner	DE	6-2	256	FR	HS	Goose Creek, S.C. (Goose Creek)
33	David Williams	TB	6-1	200	FR	HS	Philadelphia, Pa. (Imhotep Charter)
34	Mason Harris	DE	6-3	218	SO	1L	Fort Oglethorpe, Ga. (Ridgeland)
35	Jeff Homad	TE	6-2	220	JR	SQ	Hilton Head Island, S.C. (Hilton Head Island/UNC Pembroke)
39	Maxwell Huggins	P/K	6-1	185	FR	HS	Myrtle Beach, S.C. (Myrtle Beach)
40	Andrew Komornik	P	6-5	225	FR	HS	Fort Mill, S.C. (Nations Ford)
41	Connor McLaurin	FB	6-0	237	JR	1L	Raleigh, N.C. (Garner)
41	Kyle Morini	LB	5-10	212	JR	TR	Lexington, S.C. (White Knoll/Gray Military)
42	Jordan Diggs	SPR	6-0	214	FR	RS	Fort Myers, Fla. (Island Coast)
43	Garrison Gist	FB	5-10	255	SO	HS	Rock Hill, S.C. (Northwestern)
43	James King	LB	6-0	235	SO	TR	Goose Creek, S.C. (Goose Creek/Benedict)
44	Gerald Dixon	DE	6-2	268	SO	SQ	Rock Hill, S.C. (South Pointe)
45	Brandon Sturdivant	FB	6-2	212	FR	RS	Fort Mill, S.C. (Nation Ford)
46	Mallie Sprouse	P	6-0	195	FR	HS	Bluffton, S.C. (Bluffton)
47	Drew Williams	LS	6-2	190	FR	HS	Irmo, S.C. (Dutch Fork)
48	Caleb Kelly	PK	6-0	184	FR	HS	Cayce, S.C. (Brookland-Cayce)
49	Devin Potter	TB	5-10	200	FR	RS	Granite Falls, N.C. (South Caldwell)
49	Garrett Shank	S	6-0	171	FR	HS	Marietta, Ga. (Lassiter)
50	A.J. Cann	OG	6-4	314	JR	2L	Bamberg, S.C. (Bamberg-Ehrhardt)
51	Cody Waldrop	OC	6-2	319	FR	RS	Seffner, Fla. (Armwood)
51	Devin Washington	DE	6-3	225	FR	HS	Orlando, Fla. (Jones)
52	Phillip Dukes	DT	6-3	315	SO	SQ	Manning, S.C. (Manning)
52	Bryce King	OG	6-3	281	FR	HS	Dillon, S.C. (Dillon)
53	Corey Robinson	OT	6-8	341	JR	1L	Havelock, N.C. (Havelock)
54	Clayton Stadnik	OC	6-3	281	FR	RS	Greensboro, N.C. (Western Guilford)
55	David Johnson	LB	6-1	268	FR	HS	Lithonia, Ga. (Lithonia)
55	Na'Ty Rodgers	OT	6-5	296	FR	HS	Waldorf, Md. (McDonough)
57	Cedrick Malone	SPR	6-0	201	FR	TR	Camden, S.C. (Camden/Coastal Carolina)
58	Ryland Culbertson	LS	6-4	265	JR	SQ	Laurens, S.C. (Laurens Academy)
59	Coleman Harley	LS	6-1	264	SO	SQ	Aiken, S.C. (South Aiken)
65	Brock Stadnik	OG	6-5	286	FR	RS	Greensboro, N.C. (Western Guilford)
67	Ronald Patrick	OG	6-2	315	SR	2L	Cocoa, Fla. (Cocoa)
69	D.J. Park	OT	6-4	334	FR	HS	Dillon, S.C. (Dillon)
70	Alan Knott	OC	6-4	272	FR	HS	Tyrone, Ga. (Sandy Creek)
71	Brandon Shell	OT	6-6	323	SO	1L	Goose Creek, S.C. (Goose Creek)
73	J.P. Vonashek	OT	6-6	283	FR	HS	Saint Marys, Ga. (Camden County)
74	Mason Zandi	OT	6-9	293	FR	HS	Irmo, S.C. (Chapin)
75	Will Sport	OG	6-5	294	SO	1L	Milton, Fla. (Pace)
76	Mike Matulis	OT	6-5	266	JR	2L	Boynton Beach, Fla. (Park Vista)
78	Cody Gibson	OT	6-7	286	JR	2L	Tallahassee, Fla. (Lincoln)
80	K.J. Brent	WR	6-4	188	SO	1L	Waxhaw, N.C. (Marvin Ridge)
81	Rory Anderson	TE	6-5	242	JR	2L	Powder Springs, Ga. (McEachern)
82	Kwinton Smith	WR	6-4	212	FR	RS	Hamer, S.C. (Dillon)
83	Carlton Heard	WR	6-0	178	SO	TR	Athens, Ga. (Clarke Central/Gardner-Webb)
84	Matthew Harvey	WR	6-8	225	SO	HS	Rock Hill, S.C. (Rock Hill)
85	Kane Whitehurst	WR	5-11	179	SO	SQ	Duluth, Ga. (Chattahoochee/Arkansas)
86	David Wilkins	WR	6-1	182	SR	SQ	Cowpens, S.C. (Broome)
87	Drake Thomason	WR	6-1	205	JR	RS	Greenville, S.C. (Eastside)
88	Drew Owens	TE	6-6	244	SO	SQ	Charlotte, N.C. (Ardrey Kell)
89	Jerell Adams	TE	6-6	237	SO	1L	Pinewood, S.C. (Scott's Branch/Fork Union)
90	Chaz Sutton	DE	6-5	263	SR	3L	Savannah, Ga. (Jenkins/Fork Union)
92	Gerald Dixon Jr.	DT	6-3	318	SO	1L	Rock Hill, S.C. (Northwestern)
93	Deon Green	DT	6-4	287	SO	SQ	Windermere, Fla. (Olympia)
94	Kelsey Griffin	DT	6-2	292	FR	HS	Buford, Ga. (Mill Creek)
95	Michael Washington	DE	6-3	243	SO	SQ	Allendale, S.C. (Allendale-Fairfax/S.C. State)
97	J.T. Surratt	DT	6-2	307	JR	1L	Winston-Salem, N.C. (Parkland)
99	Kelcy Quarles	DT	6-4	298	JR	2L	Hodges, S.C. (Greenwood/Fork Union)

# South Carolina 2013 Alphabetical Roster

No.	Name	Pos.	Ht.	Wt.	Yr.	Exp	Hometown (High/Last School)
89	Jerell Adams	TE	6-6	237	SO	1L	Pinewood, S.C. (Scott's Branch/Fork Union)
81	Rory Anderson	TE	6-5	242	JR	2L	Powder Springs, Ga. (McEachern)
19	Landon Ard	PK	5-9	172	SO	SQ	Rock Hill, S.C. (South Pointe)
80	K.J. Brent	WR	6-4	188	SO	1L	Waxhaw, N.C. (Marvin Ridge)
32	Larenz Bryant	LB	6-0	215	FR	HS	Charlotte, N.C. (Vance)
21	Andrew Bunch	WR	5-11	185	FR	TR	Mt. Pleasant, S.C. (Bishop England/Presbyterian)
1	Damiere Byrd	WR	5-9	166	JR	2L	Sicklerville, N.J. (Timber Creek)
31	Mohamed Camara	SPR	6-1	181	FR	HS	Cumming, Ga. (Forsyth)
50	A.J. Cann	OG	6-4	314	JR	2L	Bamberg, S.C. (Bamberg-Ehrhardt)
7	Shon Carson	TB	5-8	219	SO	SQ	Scranton, S.C. (Lake City)
4	Ahmad Christian	CB	5-10	189	SO	1L	Jacksonville, Fla. (Trinity Christian)
7	Jadeveon Clowney	DE	6-6	274	JR	2L	Rock Hill, S.C. (South Pointe)
18	Cedrick Cooper	LB	6-2	213	SO	1L	Lithonia, Ga. (Lithonia)
11	Pharoh Cooper	WR	5-11	184	FR	HS	Havelock, N.C. (Havelock)
58	Ryland Culbertson	LS	6-4	265	JR	SQ	Laurens, S.C. (Laurens Academy)
28	Mike Davis	TB	5-9	215	SO	1L	Lithonia, Ga. (Stephenson)
13	Grant Davitte	QB	6-3	190	FR	HS	Columbia, S.C. (Irmo)
31	Jordan Diaz	FB	6-1	233	JR	SQ	Hamilton, N.J. (Hamilton West/Mercer Co. C.C.)
42	Jordan Diggs	SPR	6-0	214	FR	RS	Fort Myers, Fla. (Island Coast)
44	Gerald Dixon	DE	6-2	268	SO	SQ	Rock Hill, S.C. (South Pointe)
92	Gerald Dixon Jr.	DT	6-3	318	SO	1L	Rock Hill, S.C. (Northwestern)
52	Phillip Dukes	DT	6-3	315	SO	SQ	Manning, S.C. (Manning)
17	Chaz Elder	SS	6-2	199	FR	RS	Union City, Ga. (Banneker)
23	Bruce Ellington	WR	5-9	196	JR	2L	Moncks Corner, S.C. (Berkeley)
5	Darius English	DE	6-6	226	FR	RS	Powder Springs, Ga. (McEachern)
18	Patrick Fish	P	6-0	195	JR	SQ	Shelby, N.C. (Burns)
19	Kyle Fleetwood	SS	5-11	216	FR	RS	Stone Mountain, Ga. (Stephenson)
29	Elliott Fry	P/K	6-0	150	FR	HS	Frisco, Texas (Prince of Peace Christian)
19	Jody Fuller	WR	5-11	217	FR	RS	Charlotte, N.C. (Sun Valley)
78	Cody Gibson	OT	6-7	286	JR	2L	Tallahassee, Fla. (Lincoln)
43	Garrison Gist	FB	5-10	255	SO	HS	Rock Hill, S.C. (Northwestern)
9	Sharrod Golightly	SPR	5-10	195	JR	2L	Decatur, Ga. (Southwest DeKalb)
93	Deon Green	DT	6-4	287	SO	SQ	Windermere, Fla. (Olympia)
94	Kelsey Griffin	DT	6-2	292	FR	HS	Buford, Ga. (Mill Creek)
14	Ali Groves	CB	5-10	184	FR	HS	Stone Mountain, Ga. (Stephenson)
20	T.J. Gurley	FS	5-10	196	SO	1L	Cairo, Ga. (Cairo)
15	Austin Hails	QB	6-2	214	SO	SQ	Collinsville, Ill. (Collinsville)
27	Victor Hampton	CB	5-10	202	JR	2L	Darlington, S.C. (Darlington)
59	Coleman Harley	LS	6-1	264	SO	SQ	Aiken, S.C. (South Aiken)
34	Mason Harris	DE	6-3	218	SO	1L	Fort Oglethorpe, Ga. (Ridgeland)
84	Matthew Harvey	WR	6-8	225	SO	HS	Rock Hill, S.C. (Rock Hill)
83	Carlton Heard	WR	6-0	178	SO	TR	Athens, Ga. (Clarke Central/Gardner-Webb)
11	T.J. Holloman	LB	6-2	228	FR	RS	Stone Mountain, Ga. (St. Pius X)
35	Jeff Homad	TE	6-2	220	JR	SQ	Hilton Head Island, S.C. (Hilton Head Island/UNC Pembroke)
39	Max Huggins	P/K	6-1	185	FR	HS	Myrtle Beach, S.C. (Myrtle Beach)
13	Tyler Hull	P	6-2	206	JR	1L	Mount Airy, N.C. (Mount Airy/Guilford)
8	Shamier Jeffery	WR	6-1	207	SO	SQ	St. Matthews, S.C. (Calhoun County)
55	David Johnson	LB	6-1	268	FR	HS	Lithonia, Ga. (Lithonia)
3	Nick Jones	WR	5-7	174	JR	2L	Moore, S.C. (Byrnes)
48	Caleb Kelly	PK	6-0	184	FR	HS	Cayce, S.C. (Brookland-Cayce)
52	Bryce King	OG	6-3	281	FR	HS	Dillon, S.C. (Dillon)
43	James King	LB	6-0	235	SO	TR	Goose Creek, S.C. (Goose Creek/Benedict)
70	Alan Knott	OC	6-4	272	FR	HS	Tyrone, Ga. (Sandy Creek)
40	Andrew Komornik	P	6-5	225	FR	HS	Fort Mill, S.C. (Nations Ford)
15	Jimmy Legree	CB	6-0	187	SR	3L	Beaufort, S.C. (Beaufort)

No.	Name	Pos.	Ht.	Wt.	Yr.	Exp	Hometown (High/Last School)
8	Kaiwan Lewis	LB	6-0	221	SO	1L	Mays Landing, N.J. (St. Joseph)
57	Cedrick Malone	SPR	6-0	201	FR	TR	Camden, S.C. (Camden/Coastal Carolina)
25	Kadetrax Marcus	FS	6-1	195	JR	1L	Stone Mountain, Ga. (Stephenson)
24	Ronnie Martin	CB	5-11	179	JR	JC	Spartanburg, S.C. (Spartanburg/Georgia Military)
76	Mike Matulis	OT	6-5	266	JR	2L	Boynton Beach, Fla. (Park Vista)
41	Connor McLaurin	FB	6-0	237	JR	1L	Raleigh, N.C. (Garner)
1	Rico McWilliams	CB	5-11	187	FR	RS	Hampton, Ga. (Lovejoy)
6	Connor Mitch	QB	6-3	227	FR	HS	Raleigh, N.C. (Wakefield)
6	Chris Moody	FS	6-1	212	FR	RS	McDonough, Ga. (Henry County)
10	Skai Moore	LB	6-2	205	FR	HS	Cooper City, Fla. (University)
41	Kyle Morini	LB	5-10	212	JR	TR	Lexington, S.C. (White Knoll/Gray Military)
5	Brendan Nosovitch	QB	6-1	220	FR	RS	Allentown, Pa. (Central Catholic)
10	Perry Orth	QB	6-1	212	FR	RS	Ponte Vedra, Fla. (Ponte Vedra/ Florida State College)
88	Drew Owens	TE	6-6	244	SO	SQ	Charlotte, N.C. (Ardrey Kell)
69	D.J. Park	OT	6-4	334	FR	HS	Dillon, S.C. (Dillon)
67	Ronald Patrick	OG	6-2	315	SR	2L	Cocoa, Fla. (Cocoa)
49	Devin Potter	TB	5-10	200	FR	RS	Granite Falls, N.C. (South Caldwell)
99	Kelcy Quarles	DT	6-4	298	JR	2L	Hodges, S.C. (Greenwood/Fork Union)
16	Kelvin Rainey	TE	6-3	233	FR	RS	Yulee, Fla. (Yulee)
30	Sidney Rhodes	CB	5-10	167	JR	1L	Easley, S.C. (Wren/Western Carolina)
21	Marcquis Roberts	LB	6-1	225	SO	SQ	Powder Springs, Ga. (McEachern)
53	Corey Robinson	OT	6-8	341	JR	1L	Havelock, N.C. (Havelock)
55	Na'Ty Rodgers	OT	6-5	296	FR	HS	Waldorf, Md. (McDonough)
4	Shaq Roland	WR	6-1	190	SO	1L	Lexington, S.C. (Lexington)
24	Kendric Salley	TB	5-9	220	FR	RS	Williston, S.C. (Williston-Elko)
26	Jasper Sasser	S	6-0	192	FR	HS	Jacksonville, Fla. (Wolfson)
49	Garrett Shank	S	6-0	171	FR	HS	Marietta, Ga. (Lassiter)
14	Connor Shaw	QB	6-1	209	SR	3L	Flowery Branch, Ga. (Flowery Branch)
71	Brandon Shell	OT	6-6	323	SO	1L	Goose Creek, S.C. (Goose Creek)
3	Jamari Smith	CB	5-10	183	FR	HS	Jacksonville, Fla. (Fletcher)
82	Kwinton Smith	WR	6-4	212	FR	RS	Hamer, S.C. (Dillon)
75	Will Sport	OG	6-5	294	SO	1L	Milton, Fla. (Pace)
46	Mallie Sprouse	P	6-0	195	FR	HS	Bluffton, S.C. (Bluffton)
65	Brock Stadnik	OG	6-5	286	FR	RS	Greensboro, N.C. (Western Guilford)
54	Clayton Stadnik	OC	6-3	281	FR	RS	Greensboro, N.C. (Western Guilford)
16	Nick St. Germain	PK	5-9	175	FR	RS	Powder Springs, Ga. (McEachern)
45	Brandon Sturdivant	FB	6-2	212	FR	RS	Fort Mill, S.C. (Nation Ford)
97	J.T. Surratt	DT	6-2	307	JR	1L	Winston-Salem, N.C. (Parkland)
90	Chaz Sutton	DE	6-5	263	SR	3L	Savannah, Ga. (Jenkins/Fork Union)
87	Drake Thomason	WR	6-1	205	JR	RS	Greenville, S.C. (Eastside)
17	Dylan Thompson	QB	6-3	218	JR	2L	Boiling Springs, S.C. (Boiling Springs)
33	Gerald Turner	DE	6-2	256	FR	HS	Goose Creek, S.C. (Goose Creek)
73	J.P. Vonashek	OT	6-6	283	FR	HS	Saint Marys, Ga. (Camden County)
51	Cody Waldrop	OC	6-2	319	FR	RS	Seffner, Fla. (Armwood)
28	Jonathan Walton	LB	6-0	234	FR	HS	Daphne, Ala. (Bayside Academy)
51	Devin Washington	DE	6-3	225	FR	HS	Orlando, Fla. (Jones)
95	Michael Washington	DE	6-3	243	SO	SQ	Allendale, S.C. (Allendale-Fairfax/S.C. State)
85	Kane Whitehurst	WR	5-11	179	SO	SQ	Duluth, Ga. (Chattahoochee/Arkansas)
22	Brandon Wilds	TB	6-2	223	SO	1L	Blythewood, S.C. (Blythewood)
86	David Wilkins	WR	6-1	182	SR	SQ	Cowpens, S.C. (Broome)
12	Brisson Williams	SS	5-11	218	JR	2L	Warner Robins, Ga. (Northside/Fork Union)
33	David Williams	TB	6-1	200	FR	HS	Philadelphia, Pa. (Imhotep Charter)
47	Drew Williams	LS	6-2	190	FR	HS	Irmo, S.C. (Dutch Fork)
74	Mason Zandi	OT	6-9	293	FR	RS	Irmo, S.C. (Chapin)





# WILLIAMS-BRICE STADIUM



## STEVE SPURRIER

### HEAD COACH

### NINTH YEAR AT SOUTH CAROLINA



#### THE SPURRIER FILE



#### PERSONAL

**Full Name:** Stephen Orr Spurrier

**Hometown:** Johnson City, Tenn.

**Wife:** Jerri

**Children:** Lisa, Amy, Steve Jr., Scott

**College:** Florida (1967)

#### COACHING EXPERIENCE

**2005-13** South Carolina Head Coach

**2002-03** Washington Head Coach (NFL)

**1990-01** Florida Head Coach

**1987-89** Duke Head Coach

**1983-85** Tampa Bay Head Coach (USFL)

**1980-82** Duke Assistant Coach

**1979** Georgia Tech Assistant Coach

**1978** Florida Assistant Coach

#### BOWL EXPERIENCE

**2013** Outback Bowl

**2012** Capital One Bowl

**2010** Chick-fil-A Bowl

**2010** Papajohns.com Bowl

**2009** Outback Bowl

**2006** Liberty Bowl

**2005** Independence Bowl

**2002** Orange Bowl

**2001** Sugar Bowl

**2000** Citrus Bowl

**1999** Orange Bowl

**1998** Citrus Bowl

**1997** Sugar Bowl

**1996** Fiesta Bowl

**1995** Sugar Bowl

**1994** Sugar Bowl

**1992** Gator Bowl

**1992** Sugar Bowl

**1989** All-American Bowl

Steve Spurrier, who has coached a national championship team, won seven Southeastern Conference titles, garnered nine conference Coach of the Year awards, and won 73 percent of the college games in which he has coached, is in his ninth season as head coach at the University of South Carolina. Spurrier was introduced as Carolina's 32nd head coach on Nov. 23, 2004.

Coach Spurrier has compiled a 209-78-2 (.727) won-loss record in 24 seasons as a major college head coach, including a 67-38 mark (.638) at Carolina. He became the 71st collegiate coach (all divisions) and the 22nd in Division I to record 200 career victories when he defeated UAB on Sept. 15, 2012 and logged his 250th all-time coaching win against Georgia on October 6, 2012.

Coach Spurrier surpassed Rex Enright's school record for wins when he logged number 65 at Clemson in the 2012 season finale. In doing so, he joined the great Bear Bryant as the only coaches to boast the most coaching victories at two different SEC schools.

He led the Duke Blue Devils to the 1989 Atlantic Coast Conference championship before returning to his alma mater, the University of Florida, as head coach in 1990. During his 12 seasons with the Gators, Spurrier's teams won seven Southeastern Conference championships, one national title and finished ranked in the nation's top 10 nine times. His record at Florida was an amazing 122-27-1 (.817). Spurrier, who won the 1966 Heisman Trophy as a quarterback for the Gators, was also head coach of the NFL's Washington Redskins (2002-03). He returned to the college ranks in 2005 after a one-year absence from the sidelines.

In his first season at South Carolina, Coach Spurrier led the Gamecocks to a 7-5 record and a second-place finish in the SEC Eastern Division. In doing so, he posted a five-game winning streak, the 15th-consecutive year in which he has had a five-game winning streak, something no other coach in college history has accomplished. He was honored as the SEC Coach of the Year by the Associated Press after leading the Gamecocks to a school-record five straight SEC wins, their first win ever at Tennessee and their first win over Florida since the 1930s.

He came back with an 8-5 record in 2006, just the ninth time in school history that the Gamecocks posted eight or more wins in a season. The season was capped with a Liberty Bowl win over C-USA champion Houston.

In his third season with the Garnet & Black, Spurrier's squad raced out to a 6-1 record and moved as high as No. 6 in the BCS rankings, before finishing the campaign with a 6-6 record. With 21 wins, he set the Carolina record for coaching victories after three seasons at the helm.

With a 7-6 record in 2008, Carolina returned to a New Year's Day bowl game for the first time since the 2001 season. The Gamecocks followed that up with another 7-6 record in 2009, their sixth-consecutive non-losing season, the longest stretch in school history since 1928-34. The 2009 season included a win over No. 4 Ole Miss, only the second time in school history

that Carolina had defeated a top-five team.

His 2010 Gamecock squad posted several milestones en route to a 9-5 season, the biggest of which was the school's first SEC Eastern Division title and first appearance in the SEC Championship. The Gamecocks also defeated the nation's No. 1 team, Alabama, for the first time in school history, and finished the season ranked 22nd in both major national polls. He was named SEC Coach of the Year for the seventh time, his ninth overall Coach of the Year honor.

The Gamecocks continued to make history in 2011, winning a school record 11 games and finishing in the top-10 in the final A.P. poll for the first time. The squad also won a school-record six SEC games and defeated each of their Eastern Division rivals in the same season for the first time. Carolina capped the regular season with a win over Clemson, its third-straight over its Palmetto State rival, the first time that has been accomplished since 1968-70, then defeated Nebraska in the Capital One Bowl by a convincing 30-13 margin.

The 2012 season was another success, as the Gamecocks rolled up a school-record 11 wins for the second-straight season and logged double-digits in wins for just the third time in school history, capped off by a 33-28 win over Michigan in the Outback Bowl. They defeated four teams that finished among the nation's top 25 in Georgia, Clemson, Vanderbilt and Michigan. The Gamecocks defeated in-state rival Clemson for a fourth-straight year, the first time that had been accomplished since the 1950s.

#### COACH OF THE YEAR

**2010** South Carolina

**2005** South Carolina

**1996** Florida

**1995** Florida

**1994** Florida

**1991** Florida

**1990** Florida

**1989** Duke

**1988** Duke

#### Versus Vanderbilt (18-2)

Date	Score	Date	Score
09/19/87	W, 35-31	11/04/00	W, 43-20
10/01/88	W, 17-15	11/03/01	W, 71-13
11/21/92	W, 41-21	10/22/05	W, 35-28
11/20/93	W, 52-0	10/21/06	W, 31-13
11/19/94	W, 24-7	10/20/07	L, 6-17
11/18/95	W, 38-7	09/04/08	L, 17-24
11/09/96	W, 28-21	10/24/09	W, 14-10
11/08/97	W, 20-7	10/23/10	W, 21-7
11/07/98	W, 45-13	09/24/11	W, 21-3
11/06/99	W, 13-6	08/30/12	W, 17-13

#### Did You Know...

Steve Spurrier is one of only four coaches to record 100 or more wins as an SEC coach against SEC competition (he also has three wins against SEC teams while coaching at Duke). Only Bear Bryant (159) has won more SEC conference games than Coach Spurrier's 122. Spurrier passed John Vaught (106) and Vince Dooley (105) during the 2010 campaign.

## Head Coach Steve Spurrier

Year	School/ Organization	Overall Record	League/ Conference	Conference Record/Finish	Postseason/ Bowl	Final AP Poll	Final Coaches' Poll
1983	Tampa Bay	11-7	USFL	3rd, Central Division	n/a	n/a	
1984	Tampa Bay	14-5	USFL	2nd, Southern Division	1st Round	n/a	
1985	Tampa Bay	10-9	USFL	5th, Eastern Conference	1st Round	n/a	
1987	Duke	5-6	ACC	2-5/7th	—	—	—
1988	Duke	7-3-1	ACC	3-3-1/6th	—	—	—
1989	Duke	8-4	ACC	6-1/1st	All-American	—	—
1990	Florida	9-2	SEC	6-1/1st	None	13	13
1991	Florida	10-2	SEC	7-0/1st	Sugar	7	8
1992	Florida	9-4	SEC	6-2/1st in East*	Gator	10	11
1993	Florida	11-2	SEC	7-1/1st*	Sugar	5	4
1994	Florida	10-2-1	SEC	7-1/1st*	Sugar	7	7
1995	Florida	12-1	SEC	8-0/1st*	Fiesta	2	3
1996	Florida	12-1	SEC	8-0/1st*	Sugar	1	1
1997	Florida	10-2	SEC	6-2/tied 2nd in East	Citrus	4	6
1998	Florida	10-2	SEC	7-1/2nd in East	Orange	5	6
1999	Florida	9-4	SEC	7-1/1st in East*	Citrus	12	14
2000	Florida	10-3	SEC	7-1/1st*	Sugar	10	11
2001	Florida	10-2	SEC	6-2/2nd in East	Orange	3	3
2002	Washington	7-9	NFL	3rd, NFC East	n/a	n/a	
2003	Washington	5-11	NFL	3rd, NFC East	n/a	n/a	
2005	South Carolina	7-5	SEC	5-3/tied 2nd in East	Independence	—	—
2006	South Carolina	8-5	SEC	3-5/5th in East	Liberty	—	—
2007	South Carolina	6-6	SEC	3-5/tied 4th in East	—	—	—
2008	South Carolina	7-6	SEC	4-4/tied 3rd in East	Outback	—	—
2009	South Carolina	7-6	SEC	3-5/tied 4th in East	Papajohns.com	—	—
2010	South Carolina	9-5	SEC	5-3/1st in East*	Chick-fil-A	22	22
2011	South Carolina	11-2	SEC	6-2/2nd in East	Capital One	9	8
2012	South Carolina	11-2	SEC	6-2/3rd in East	Outback	8	7
2013	South Carolina	1-1	SEC	0-1			

\*Appeared in SEC Championship Game

COACHING RECORDS	Overall Record (Pct.)	Conference Record^ (Pct.)	Years
Overall Record (Pro and College)	256-119-2 (.682)	---	29 years
College Record	209-78-2 (.727)	128-51-1 (.714)	24 years
Pro Record	47-41-0 (.534)	---	5 years
SEC Record	189-65-1 (.743)	117-42-0 (.736)	20 years
Florida Record	122-27-1 (.817)	82-12-0 (.872)	12 years
Duke Record	20-13-1 (.603)	11-9-1 (.548)	3 years
South Carolina Record	67-38-0 (.638)	35-30-0 (.538)	8 years
USFL Record#	35-21-0 (.625)	---	3 years
NFL Record	12-20-0 (.375)	---	2 years

#Includes 2 playoff losses; ^Regular season only; 5-3 in SEC Championship Games

## Carolina Coaching Highs

### Most Games at Carolina

No.	Coach	Games
1.	Rex Enright	140
2.	<b>Steve Spurrier</b>	<b>105</b>
3.	Paul Dietzel	96
4.	Jim Carlen	82
5.	Billy Laval	71
6.	Lou Holtz	70
7.	Joe Morrison	69
8.	Brad Scott	56
9.	Sparky Woods	55
10.	Warren Giese	50
	Marvin Bass	50

### Most Wins at Carolina

No.	Coach	Wins
1.	<b>Steve Spurrier</b>	<b>67</b>
2.	Rex Enright	64
3.	Jim Carlen	45
4.	Paul Dietzel	42
5.	Billy Laval	39
	Joe Morrison	39
7.	Lou Holtz	33
8.	Warren Giese	28
9.	Sol Metzger	26
10.	Sparky Woods	24

## FBS Active Coaching Leaders

### By Wins

No.	Coach	Wins
1.	Frank Beamer	259
2.	Mack Brown	236
3.	<b>Steve Spurrier</b>	<b>209</b>
4.	Brian Kelly	200
5.	Dennis Franchione	199
6.	Bill Snyder	171
	Larry Blakeney	171
8.	Gary Pinkel	165
9.	Nick Saban	155
10.	Paul Pasqualoni	151
	Bob Stoops	151
12.	Paul Johnson	149

### By Percentage

No.	Coach	Rec.	Pct.
1.	Chris Petersen	85-9	.904
2.	Urban Meyer	118-23	.837
3.	Bobby Stoops	151-37	.803
4.	Gary Patterson	117-37	.760
5.	Bret Bielema	70-24	.745
6.	Brian Kelly	200-68-2	.744
	Mark Richt	119-41	.744
8.	Bobby Petrino	76-27	.738
9.	Larry Coker	73-26	.737
	Nick Saban	155-55-1	.737
11.	Les Miles	115-42	.732
12.	<b>Steve Spurrier</b>	<b>209-78-2</b>	<b>.727</b>

## Steve Spurrier vs. All Opponents

Opponent.....	Record
Akron .....	1-0
Alabama .....	7-5
Arkansas .....	6-5
Arkansas State.....	1-0
Army .....	1-0
Auburn .....	10-8
Ball State.....	1-0
Central Florida .....	2-0
Central Michigan.....	1-0
Citadel.....	3-0
Clemson.....	6-5
Colgate.....	1-0
Connecticut.....	0-1
East Carolina.....	2-0
Florida.....	3-5
Florida Atlantic.....	2-0
Florida State.....	5-9-1
Furman.....	2-0
Georgia .....	15-6
Georgia Southern .....	1-0
Georgia Tech .....	3-0
Houston .....	2-0
Iowa .....	0-1
Kentucky .....	19-1
Louisiana-Monroe.....	2-0
Louisville .....	1-0
Louisiana-Lafayette.....	3-0
LSU.....	11-4
Marshall.....	1-0
Maryland.....	2-2
Miami (Fla.) .....	0-1
Michigan.....	1-0
Michigan State.....	0-1
Middle Tennessee .....	2-0
Mississippi State.....	7-2
Missouri.....	1-1
Navy.....	1-0
Nebraska .....	1-1
New Mexico State.....	1-0
North Carolina.....	5-0
North Carolina State.....	4-1-1
Northern Illinois .....	2-0
Northwestern.....	3-0
Notre Dame.....	0-1
Oklahoma State.....	1-0
Ole Miss.....	4-0
Penn State.....	1-0
Rutgers.....	0-1
San Jose State.....	1-0
South Carolina.....	10-1
South Carolina State .....	2-0
Southern Miss.....	4-0
Syracuse .....	1-1
Tennessee .....	14-8
Texas Tech.....	0-1
Troy.....	2-0
UAB.....	2-0
Vanderbilt.....	18-2
Virginia .....	1-2
Wake Forest .....	1-2
West Virginia.....	1-0
Western Michigan .....	1-0
Wofford.....	3-0
<b>TOTALS.....</b>	<b>209-78-2</b>

## South Carolina Superlatives Under Coach Spurrier

### MOST POINTS

1.	69	vs Troy	11/20/10
2.	56	vs East Carolina	09/03/11
3.	54	vs Kentucky	10/08/11
4.	52	vs Middle Tennessee	11/18/06
5.	49	vs UAB	09/15/12

### FEWEST POINTS ALLOWED

1.	0	at Mississippi State	08/31/06
	0	vs NC State	08/28/08
3.	3	vs South Carolina State	09/15/07
	3	at NC State	09/03/09
	3	vs Vanderbilt	09/24/11
	3	vs Kentucky	10/08/11
	3	at Tennessee	10/29/11

### MOST FIRST DOWNS

1.	32	vs Kentucky	10/08/11
2.	31	at Tennessee	10/27/07
3.	30	vs Wofford	09/20/08
4.	29	at Arkansas	11/03/07
5.	28	at Clemson	11/25/06

### FEWEST FIRST DOWNS ALLOWED

1.	5	vs Vanderbilt	09/24/11
2.	6	vs Kentucky	10/08/11
3.	10	vs NC State	08/28/08
	10	at Tennessee	10/29/11
4.	11	7 times, last: at Vanderbilt	08/30/12

### MOST RUSHING ATTEMPTS

1.	58	vs Clemson	11/28/09
2.	54	at Florida	11/13/10
3.	53	at Tennessee	10/29/11
	53	vs Clemson	11/26/11
5.	52	vs Georgia	09/11/10
	52	vs Florida	11/12/11

### FEWEST RUSHING ATTEMPTS, OPPONENTS

1.	20	at Florida	11/13/10
2.	21	at Tennessee	10/29/11
3.	22	at Kentucky	10/11/08
4.	23	vs Tennessee	10/28/06
5.	24	vs East Carolina	09/08/12

### MOST RUSHING YARDS

1.	288	vs Kentucky	10/08/11
2.	287	vs Florida Atlantic	09/19/09
3.	256	The Citadel	11/19/11
4.	254	vs Navy	09/17/11
5.	253	at Georgia	9/10/11

### FEWEST RUSHING YARDS ALLOWED

1.	4	Vanderbilt	09/24/11
2.	27	vs UAB	09/15/12
3.	34	vs Tennessee	11/01/08
4.	35	at Florida	11/13/10
	35	at Tennessee	10/29/11
5.	36	vs Alabama	10/09/10

### MOST PASSES ATTEMPTED

1.	53	at Georgia	09/12/09
2.	51	at Arkansas	11/03/07
3.	50	at Tennessee	10/27/07
	50	vs Iowa	01/01/09
	50	at Tennessee	10/31/09

### MOST PASSES COMPLETED

1.	34	at Tennessee	10/27/07
2.	31	at Georgia	09/12/09
	31	at Vanderbilt	10/23/10
4.	30	vs Kentucky	10/08/11
5.	27	at Arkansas	11/03/07

### FEWEST PASSES ATTEMPTED, OPPONENTS

1.	3	vs The Citadel	11/19/11
	3	vs Wofford	11/17/12
3.	9	vs Navy	09/17/11
4.	11	vs Wofford	09/16/06
	11	at Arkansas	11/03/07

### FEWEST PASSES COMPLETED, OPPONENTS

1.	1	vs The Citadel	11/19/11
	1	vs Wofford	11/17/12
3.	4	vs Kentucky	10/08/11
4.	5	vs Wofford	09/16/06
	5	vs NC State	08/28/08
	5	vs Navy	09/17/11

### MOST PASSING YARDS

1.	397	vs East Carolina	09/08/12
2.	391	vs Middle Tennessee	11/18/06
3.	382	at Kentucky	10/16/10
4.	364	at Arkansas	11/03/07
5.	363	vs Tennessee	10/27/12

### FEWEST PASSING YARDS ALLOWED

1.	8	The Citadel	11/19/11
2.	17	vs Kentucky	10/08/11
3.	49	vs NC State	08/28/08
4.	61	vs Navy	09/17/11
5.	63	vs Louisiana-Lafayette	09/01/07

### MOST YARDS TOTAL OFFENSE

1.	639	vs Kentucky	10/08/11
2.	545	vs Middle Tennessee	11/18/06
3.	528	vs East Carolina	09/08/12
4.	516	vs Florida Atlantic	09/19/09
5.	512	vs Houston	12/29/06
6.	510	vs Tennessee	10/27/12
7.	501	at Tennessee	10/27/07
	501	vs UAB	09/15/12

### FEWEST TOTAL YARDS ALLOWED

1.	77	vs Vanderbilt	09/24/11
2.	96	vs Kentucky	10/08/11
3.	133	at NC State	09/03/09
4.	138	vs NC State	08/28/08
5.	153	vs Clemson	11/26/11

### PUNTING AVERAGE (MIN. OF 3 PUNTS)

1.	50.0	vs Georgia	09/11/10
	50.0	vs Auburn	12/04/10
3.	48.7	at Mississippi State	08/31/06
4.	48.0	at Auburn	09/25/10
5.	46.3	vs Vanderbilt	09/24/11

### MOST TIME OF POSSESSION

1.	40:46	at Florida	11/13/10
2.	39:58	at Clemson	11/24/12
3.	38:37	vs Kentucky	10/08/11
4.	37:21	at Vanderbilt	10/23/10
5.	36:31	vs Clemson	11/28/09

### LONGEST SCORING DRIVE: BY YARDS

1.	99	vs Arkansas	11/04/06
	99	vs Vanderbilt	10/24/09
3.	98	at Tennessee	10/24/11
4.	97	vs Troy	09/24/05
5.	96	at Clemson	11/25/06

### LONGEST SCORING DRIVE: BY TIME

1.	11:35	at Tennessee	10/29/11
2.	9:28	vs Georgia	10/06/12
3.	9:18	vs The Citadel	11/19/11
4.	9:02	vs Troy	11/20/10
5.	8:02	vs Georgia	09/11/10

### LONGEST SCORING DRIVE: BY PLAYS

1.	20	at Tennessee	10/29/11
2.	18	vs Wofford	09/20/08
	18	vs The Citadel	11/19/11
4.	16	vs Georgia	09/11/10
5.	15	vs Auburn	09/28/06
	15	vs Alabama	10/09/10
	15	vs Troy	11/18/10
	15	vs Navy	09/17/11
	15	at Florida	10/20/12



## South Carolina 2013 Statistics

[illegible]

## 2013 Game-by-Game Starters

### ***South Carolina Offense***

[illegible]

## ***South Carolina Defense***

[illegible]

## 2013 Statistics

	SC	OPP
<b>SCORING</b>	<b>57</b>	<b>51</b>
Points Per Game	28.5	25.5
<b>FIRST DOWNS</b>	<b>38</b>	<b>43</b>
Rushing	17	17
Passing	21	22
Penalty	0	4
<b>RUSHING YARDAGE</b>	<b>454</b>	<b>326</b>
Yards gained rushing	481	403
Yards lost rushing	27	77
Rushing Attempts	74	89
Average Per Rush	6.1	3.7
Average Per Game	227.0	163.0
TDs Rushing	3	1
<b>PASSING YARDAGE</b>	<b>406</b>	<b>503</b>
Comp-Att-Int	28-46-0	43-66-0
Average Per Pass	8.8	7.6
Average Per Catch	14.5	11.7
Average Per Game	203.0	251.5
TDs Passing	4	5
<b>TOTAL OFFENSE</b>	<b>860</b>	<b>829</b>
Total Plays	120	155
Average Per Play	7.2	5.3
Average Per Game	430.0	414.5
<b>KICK RETURNS: #-Yards</b>	<b>8-150</b>	<b>6-127</b>
<b>PUNT RETURNS: #-Yards</b>	<b>3-22</b>	<b>3-24</b>
<b>INT RETURNS: #-Yards</b>	<b>0-0</b>	<b>0-0</b>
<b>KICK RETURN AVERAGE</b>	<b>18.8</b>	<b>21.2</b>
<b>PUNT RETURN AVERAGE</b>	<b>7.3</b>	<b>8.0</b>
<b>INT RETURN AVERAGE</b>	<b>0.0</b>	<b>0.0</b>
<b>FUMBLES-LOST</b>	<b>1-1</b>	<b>3-1</b>
<b>PENALTIES-Yards</b>	<b>12-93</b>	<b>11-71</b>
Average Per Game	46.5	35.5
<b>PUNTS-Yards</b>	<b>7-258</b>	<b>7-288</b>
Average Per Punt	36.9	41.1
Net punt average	33.4	34.4
<b>KICKOFFS-Yards</b>	<b>12-754</b>	<b>10-623</b>
Average Per Kick	62.8	62.3
Net kick average	43.9	42.3
<b>TIME OF POSSESSION/Game</b>	<b>27:15</b>	<b>32:44</b>
<b>3RD-DOWN Conversions</b>	<b>10/25</b>	<b>13/33</b>
3rd-Down Pct	40%	39%
<b>4TH-DOWN Conversions</b>	<b>2/5</b>	<b>5/7</b>
4th-Down Pct	40%	71%
<b>SACKS BY-Yards</b>	<b>5-46</b>	<b>3-17</b>
<b>MISC YARDS</b>	<b>0</b>	<b>0</b>
<b>TOUCHDOWNS SCORED</b>	<b>7</b>	<b>6</b>
<b>FIELD GOALS-ATTEMPTS</b>	<b>3-3</b>	<b>3-3</b>
<b>ON-SIDE KICKS</b>	<b>0-0</b>	<b>1-1</b>
<b>RED-ZONE SCORES</b>	<b>(5-6) 83%</b>	<b>(8-10) 80%</b>
<b>RED-ZONE TOUCHDOWNS</b>	<b>(3-6) 50%</b>	<b>(5-10) 50%</b>
<b>PAT-ATTEMPTS</b>	<b>(6-7) 86%</b>	<b>(6-6) 100%</b>
<b>ATTENDANCE</b>	<b>81572</b>	<b>92746</b>
Games/Avg Per Game	1/81572	1/92746
Neutral Site Games		0/0

<b>SCORE BY QUARTERS</b>	<b>1st</b>	<b>2nd</b>	<b>3rd</b>	<b>4th</b>	<b>OT</b>	<b>Total</b>
South Carolina	20	24	7	6	-	57
Opponents	10	21	13	7	-	51

<b>RUSHING</b>	<b>G</b>	<b>Att</b>	<b>Gain</b>	<b>Loss</b>	<b>Net</b>	<b>Avg</b>	<b>TD</b>	<b>Long</b>	<b>Avg/G</b>
Mike Davis	2	28	265	1	264	9.4	2	75	132.0
Connor Shaw	2	28	137	19	118	4.2	0	21	59.0
Brandon Wilds	2	15	73	0	73	4.9	1	12	36.5
Shon Carson	2	2	6	0	6	3.0	0	5	3.0
TEAM	1	1	0	7	-7	-7.0	0	0	-7
<b>Total.....</b>	<b>2</b>	<b>74</b>	<b>481</b>	<b>27</b>	<b>454</b>	<b>6.1</b>	<b>3</b>	<b>75</b>	<b>227.0</b>
<b>Opponents.....</b>	<b>2</b>	<b>89</b>	<b>403</b>	<b>77</b>	<b>326</b>	<b>3.7</b>	<b>1</b>	<b>28</b>	<b>163.0</b>

<b>PASSING</b>	<b>G</b>	<b>Effic</b>	<b>Comp-Att-Int</b>	<b>Pct</b>	<b>Yds</b>	<b>TD</b>	<b>Lng</b>	<b>Avg/G</b>
Connor Shaw	2	152.37	27-45-0	60.0	377	3	65	188.5
Dylan Thompson	1	673.60	1-1-0	100.0	29	1	29	29.0
<b>Total.....</b>	<b>2</b>	<b>163.70</b>	<b>28-46-0</b>	<b>60.9</b>	<b>406</b>	<b>4</b>	<b>65</b>	<b>203.0</b>
<b>Opponents.....</b>	<b>2</b>	<b>154.17</b>	<b>43-66-0</b>	<b>65.2</b>	<b>503</b>	<b>5</b>	<b>85</b>	<b>251.5</b>

<b>RECEIVING</b>	<b>G</b>	<b>No.</b>	<b>Yds</b>	<b>Avg</b>	<b>TD</b>	<b>Long</b>	<b>Avg/G</b>
Nick Jones	2	10	118	11.8	2	30	59.0
Shaq Roland	2	5	123	24.6	1	65	61.5
Mike Davis	2	4	49	12.2	0	29	24.5
Bruce Ellington	2	2	30	15.0	0	17	15.0
Damiere Byrd	2	2	22	11.0	0	22	11.0
Kane Whitehurst	2	1	29	29.0	1	29	14.5
Rory Anderson	1	1	11	11.0	0	11	11.0
Brandon Wilds	2	1	10	10.0	0	10	5.0
K.J. Brent	2	1	9	9.0	0	9	4.5
Drew Owens	1	1	5	5.0	0	5	5.0
<b>Total.....</b>	<b>2</b>	<b>28</b>	<b>406</b>	<b>14.5</b>	<b>4</b>	<b>65</b>	<b>203.0</b>
<b>Opponents.....</b>	<b>2</b>	<b>43</b>	<b>503</b>	<b>11.7</b>	<b>5</b>	<b>85</b>	<b>251.5</b>

<b>KICKOFF RETURNS</b>	<b>No.</b>	<b>Yds</b>	<b>Avg</b>	<b>TD</b>	<b>Long</b>
Shon Carson	6	111	18.5	0	27
Victor Hampton	2	39	19.5	0	21
<b>Total.....</b>	<b>8</b>	<b>150</b>	<b>18.8</b>	<b>0</b>	<b>27</b>
<b>Opponents.....</b>	<b>6</b>	<b>127</b>	<b>21.2</b>	<b>0</b>	<b>28</b>

<b>PUNT RETURNS</b>	<b>No.</b>	<b>Yds</b>	<b>Avg</b>	<b>TD</b>	<b>Long</b>
Victor Hampton	3	22	7.3	0	13
<b>Total.....</b>	<b>3</b>	<b>22</b>	<b>7.3</b>	<b>0</b>	<b>13</b>
<b>Opponents.....</b>	<b>3</b>	<b>24</b>	<b>8.0</b>	<b>0</b>	<b>20</b>

<b>INTERCEPTIONS</b>	<b>No.</b>	<b>Yds</b>	<b>Avg</b>	<b>TD</b>	<b>Long</b>
<b>Total.....</b>	<b>-</b>	<b>-</b>	<b>-</b>	<b>-</b>	<b>-</b>
<b>Opponents.....</b>	<b>-</b>	<b>-</b>	<b>-</b>	<b>-</b>	<b>-</b>

## 2013 Statistics

<b>FUMBLE RETURNS</b>	<b>No.</b>	<b>Yds</b>	<b>Avg</b>	<b>TD</b>	<b>Long</b>
<b>Total.....</b>	<b>0</b>	<b>0</b>	<b>0.0</b>	<b>0</b>	<b>0</b>
<b>Opponents.....</b>	<b>0</b>	<b>0</b>	<b>0.0</b>	<b>0</b>	<b>0</b>

<b>PUNTING</b>	<b>No.</b>	<b>Yds</b>	<b>Avg</b>	<b>Long</b>	<b>TB</b>	<b>FC</b>	<b>I20</b>	<b>Blkd</b>
Tyler Hull	7	258	36.9	48	0	1	2	0
<b>Total.....</b>	<b>7</b>	<b>258</b>	<b>36.9</b>	<b>48</b>	<b>0</b>	<b>1</b>	<b>2</b>	<b>0</b>
<b>Opponents.....</b>	<b>7</b>	<b>288</b>	<b>41.1</b>	<b>46</b>	<b>1</b>	<b>2</b>	<b>2</b>	<b>0</b>

<b>KICKOFFS</b>	<b>No.</b>	<b>Yds</b>	<b>Avg</b>	<b>TB</b>	<b>OB</b>	<b>Retn</b>	<b>Net</b>	<b>YdLn</b>
Landon Ard	12	754	62.8	4	2			
<b>Total.....</b>	<b>12</b>	<b>754</b>	<b>62.8</b>	<b>4</b>	<b>2</b>	<b>127</b>	<b>43.9</b>	<b>21</b>
<b>Opponents.....</b>	<b>10</b>	<b>623</b>	<b>62.3</b>	<b>2</b>	<b>0</b>	<b>150</b>	<b>42.3</b>	<b>22</b>

### [----- PATs -----]

<b>SCORING</b>	<b>TD</b>	<b>FGs</b>	<b>Kick</b>	<b>Rush</b>	<b>Rcv</b>	<b>Pass</b>	<b>DXP</b>	<b>Saf</b>	<b>Pts</b>
Elliott Fry	0	3-3	6-7	0-0	0	0-0	0	0	15
Nick Jones	2	0-0	0-0	0-0	0	0-0	0	0	12
Mike Davis	2	0-0	0-0	0-0	0	0-0	0	0	12
Kane Whitehurst	1	0-0	0-0	0-0	0	0-0	0	0	6
Brandon Wilds	1	0-0	0-0	0-0	0	0-0	0	0	6
Shaq Roland	1	0-0	0-0	0-0	0	0-0	0	0	6
<b>Total.....</b>	<b>7</b>	<b>3-3</b>	<b>6-7</b>	<b>0-0</b>	<b>0</b>	<b>0-0</b>	<b>0</b>	<b>0</b>	<b>57</b>
<b>Opponents.....</b>	<b>6</b>	<b>3-3</b>	<b>6-6</b>	<b>0-0</b>	<b>0</b>	<b>0-0</b>	<b>0</b>	<b>0</b>	<b>51</b>

<b>FIELD GOALS</b>	<b>M-A</b>	<b>Pct</b>	<b>01-19</b>	<b>20-29</b>	<b>30-39</b>	<b>40-49</b>	<b>50+</b>	<b>Lg</b>	<b>Blk</b>
Elliott Fry	3-3	100.0	0-0	1-1	2-2	0-0	0-0	39	0

### FG SEQUENCE

North Carolina  
Georgia  
Vanderbilt  
UCF  
Kentucky  
Arkansas  
Tennessee  
Missouri  
Mississippi State  
Florida  
Coastal Carolina  
Clemson

### SC

(39),(26)  
(36)

### OPPONENTS

(20)  
(22),(37)

<b>TOTAL OFFENSE</b>	<b>G</b>	<b>Plays</b>	<b>Rush</b>	<b>Pass</b>	<b>Total</b>	<b>Avg/G</b>
Connor Shaw	1	32	43	149	192	192.0
Mike Davis	1	12	115	0	115	115.0
Brandon Wilds	1	12	64	0	64	64.0
Dylan Thompson	1	1	0	29	29	29.0
Shon Carson	1	2	6	0	6	6.0
<b>Total.....</b>	<b>1</b>	<b>59</b>	<b>228</b>	<b>178</b>	<b>406</b>	<b>406.0</b>
<b>Opponents.....</b>	<b>1</b>	<b>79</b>	<b>99</b>	<b>194</b>	<b>293</b>	<b>293.0</b>

<b>ALL PURPOSE</b>	<b>G</b>	<b>Rush</b>	<b>Rec</b>	<b>PR</b>	<b>KOR</b>	<b>IR</b>	<b>Tot</b>	<b>Avg/G</b>
Mike Davis	2	264	49	0	0	0	313	156.5
Shaq Roland	2	0	123	0	0	0	123	61.5
Nick Jones	2	0	118	0	0	0	118	59.0
Connor Shaw	2	118	0	0	0	0	118	59.0
Shon Carson	2	6	0	0	111	0	117	58.5
Brandon Wilds	2	73	10	0	0	0	83	41.5
Victor Hampton	2	0	0	22	39	0	61	30.5
Bruce Ellington	2	0	30	0	0	0	30	15.0
Kane Whitehurst	2	0	29	0	0	0	29	14.5
Damiere Byrd	2	0	22	0	0	0	22	11.0
Rory Anderson	1	0	11	0	0	0	11	11.0
K.J. Brent	2	0	9	0	0	0	9	4.5
Drew Owens	1	0	5	0	0	0	5	5.0
TEAM	1	-7	0	0	0	0	-7	-7.0
<b>Total.....</b>	<b>2</b>	<b>454</b>	<b>406</b>	<b>22</b>	<b>150</b>	<b>0</b>	<b>1032</b>	<b>516.0</b>
<b>Opponents.....</b>	<b>2</b>	<b>326</b>	<b>503</b>	<b>24</b>	<b>127</b>	<b>0</b>	<b>980</b>	<b>490.0</b>

Numbers in (parentheses) indicate field goal was made.



## 2013 Defensive Statistics

No.	DEFENSIVE LEADERS	GP	-----Tackles-----			TFL/Yds	Sacks	---Pass Def---		QBH	--Fumbles--		Blkd	
			Solo	Ast	Total			Int-Yds	BrUp		Rcv-Yds	FF	Kick	Saf
20	T.J. Gurley	2	15	5	20	.	.	.	1	.	.	.	.	.
8	Kaiwan Lewis	2	6	9	15	1.0-2	.	.	.	.	.	.	.	.
10	Skai Moore	2	7	6	13	1.5-4	0.5-3	.	.	.	.	.	.	.
21	Marcquis Roberts	2	7	4	11	2.0-8	1.0-6	.	.	.	.	.	.	.
15	Jimmy Legree	2	8	1	9	2.0-6	.	.	.	.	.	.	.	.
9	Sharrod Golightly	2	6	2	8	1.0-2	.	.	1	1	.	.	.	.
27	Victor Hampton	2	6	1	7	1.0-2	.	.	.	.	.	.	.	.
4	Ahmad Christian	2	7	.	7	.	.	.	.	.	.	.	.	.
92	Gerald Dixon Jr	2	1	6	7	1.0-3	0.5-3	.	.	1	.	.	.	.
11	T.J. Holloman	2	4	3	7	.	.	.	.	.	.	.	.	.
90	Chaz Sutton	2	4	3	7	2.5-4	.	.	.	.	.	.	.	.
12	Brison Williams	2	5	1	6	.	.	.	.	.	.	.	.	.
99	Kelcy Quarles	2	3	3	6	1.0-22	1.0-22	.	.	.	.	.	.	.
7	Jadeveon Clowney	2	5	1	6	2.0-11	1.0-10	.	.	3	.	.	.	.
5	Darius English	2	5	.	5	2.0-6	.	.	.	.	.	1	.	.
94	Kelsey Griffin	2	3	2	5	0.5-1	0.5-1	.	.	.	.	.	.	.
52	Phillip Dukes	2	1	3	4	.	.	.	.	.	.	.	.	.
97	J.T. Surratt	2	1	3	4	0.5-1	.	.	.	.	.	.	.	.
34	Mason Harris	1	.	2	2	0.5-1	0.5-1	.	.	.	.	.	.	.
30	Sidney Rhodes	2	1	1	2	.	.	.	.	.	.	.	.	.
42	Jordan Diggs	2	1	1	2	1.0-1	.	.	.	.	.	.	.	.
28	Jonathan Walton	2	1	.	1	.	.	.	.	.	.	.	.	.
17	Chaz Elder	2	.	1	1	0.5-1	.	.	.	.	.	.	.	.
25	Kadetrix Marcus	1	1	.	1	.	.	.	.	.	.	.	.	.
1	Damiere Byrd	2	.	.	.	.	.	.	.	.	1-0	.	.	.
Total.....		2	98	58	156	20-75	5-46	.	2	5	1-0	1	.	.
Opponents.....		2	71	62	133	7.0-28	3-17	.	3	5	1-0	1	.	.

## 2013 Defensive Statistics

[illegible]

## 2013 Individual Statistics

### Individual Rushing (Att-Yds/TD)

PLAYER	TOT	UNC	UGA	VANDY	UCF	UK	ARK	TENN	MIZZ	MSU	UF	CCU	CU
Mike Davis	28-264/2	12-115/1	16-149/1										
Connor Shaw	28-118/0	12-43/0	16-75/0										
Brandon Wilds	15-73/1	12-64/0	3-9/1										
Shon Carson	2-6/0	2-6/0	-										
TEAM	1--7/0	DNP	1--7/0										

### Individual Passing (Cmp-Att-Int-Yds-TD)

	C. SHAW	THOMPSON
North Carolina	11-20-0-149-1	1-1-0-29-1
Georgia	16-25-0-228-2	DNP
Vanderbilt		
UCF		
Kentucky		
Arkansas		
Tennessee		
Missouri		
Mississippi State		
Florida		
Coastal Carolina		
Clemson		

### Individual Receiving (Rec-Yds/TD)

PLAYER	TOT	UNC	UGA	VANDY	UCF	UK	ARK	TENN	MIZZ	MSU	UF	CCU	CU
Shaq Roland	5-123/1	2-75/1	3-48/0										
Nick Jones	10-118/2	4-21/0	6-97/2										
Mike Davis	4-49/0	-	4-49/0										
Bruce Ellington	2-30/0	1-17/0	1-13/0										
Kane Whitehurst	1-29/1	1-29/1	-										
Damiere Byrd	2-22/0	2-22/0	-										
Rory Anderson	1-11/0	DNP	1-11/0										
Brandon Wilds	1-10/0	-	1-10/0										
K.J. Brent	1-9/0	1-9/0	-										
Drew Owens	1-5/0	1-5/0	DNP										

### Game-by-Game Leaders

Opponent	Rushing	Passing	Receiving (No.)	Receiving (Yds.)	Tackles
North Carolina	Davis 12-115/1	Shaw 11-20-0-149-1	Jones 4-21/0	Roland 2-75/1	Gurley 7-2-9
Georgia	Davis 16-149/1	Shaw 16-25-0-228-2	Jones 6-97/2	Jones 6-97/2	Lewis 5-7-12
Vanderbilt					
UCF					
Kentucky					
Arkansas					
Tennessee					
Missouri					
Mississippi State					
Florida					
Coastal Carolina					
Clemson					

## 2013 Game Highs

### South Carolina Team Game Highs

Rushes	38	vs North Carolina (Aug 29, 2013)
Yards Rushing	228	vs North Carolina (Aug 29, 2013)
Yards Per Rush	6.3	at Georgia (Sep 07, 2013)
TD Rushes	2	at Georgia (Sep 07, 2013)
Pass attempts	25	at Georgia (Sep 07, 2013)
Pass completions	16	at Georgia (Sep 07, 2013)
Yards Passing	228	at Georgia (Sep 07, 2013)
Yards Per Pass	9.1	at Georgia (Sep 07, 2013)
TD Passes	2	vs North Carolina (Aug 29, 2013)
		at Georgia (Sep 07, 2013)
Total Plays	61	at Georgia (Sep 07, 2013)
Total Offense	454	at Georgia (Sep 07, 2013)
Yards Per Play	7.4	at Georgia (Sep 07, 2013)
Points	30	at Georgia (Sep 07, 2013)
Sacks By	3	vs North Carolina (Aug 29, 2013)
First Downs	21	at Georgia (Sep 07, 2013)
Penalties	7	vs North Carolina (Aug 29, 2013)
Penalty Yards	53	vs North Carolina (Aug 29, 2013)
Turnovers	1	at Georgia (Sep 07, 2013)
Interceptions By	0	
Punts	5	vs North Carolina (Aug 29, 2013)
Punting Avg	46.0	at Georgia (Sep 07, 2013)
Long Punt	48	at Georgia (Sep 07, 2013)
Punts inside 20	1	vs North Carolina (Aug 29, 2013)
		at Georgia (Sep 07, 2013)
Long Punt Return	13	vs North Carolina (Aug 29, 2013)

### South Carolina Individual Game Highs

Rushes	16	Connor Shaw at Georgia (Sep 07, 2013)
		Mike Davis at Georgia (Sep 07, 2013)
Yards Rushing	149	Mike Davis at Georgia (Sep 07, 2013)
TD Rushes	1	Mike Davis vs North Carolina (Aug 29, 2013)
		Brandon Wilds at Georgia (Sep 07, 2013)
		Mike Davis at Georgia (Sep 07, 2013)
Long Rush	75	Mike Davis vs North Carolina (Aug 29, 2013)
		Mike Davis at Georgia (Sep 07, 2013)
Pass attempts	25	Connor Shaw at Georgia (Sep 07, 2013)
Pass completions	16	Connor Shaw at Georgia (Sep 07, 2013)
Yards Passing	228	Connor Shaw at Georgia (Sep 07, 2013)
TD Passes	2	Connor Shaw at Georgia (Sep 07, 2013)
Long Pass	65	Connor Shaw vs North Carolina (Aug 29, 2013)
Receptions	6	Nick Jones at Georgia (Sep 07, 2013)
Yards Receiving	97	Nick Jones at Georgia (Sep 07, 2013)
TD Receptions	2	Nick Jones at Georgia (Sep 07, 2013)
Long Reception	65	Shaq Roland vs North Carolina (Aug 29, 2013)
Field Goals	2	Elliott Fry vs North Carolina (Aug 29, 2013)
Long Field Goal	39	Elliott Fry vs North Carolina (Aug 29, 2013)
Punts	5	Tyler Hull vs North Carolina (Aug 29, 2013)
Punting Avg	46.0	Tyler Hull at Georgia (Sep 07, 2013)
Long Punt	48	Tyler Hull at Georgia (Sep 07, 2013)
Punts inside 20	1	Tyler Hull vs North Carolina (Aug 29, 2013)
		Tyler Hull at Georgia (Sep 07, 2013)
Long Punt Return	13	Victor Hampton vs North Carolina (Aug 29, 2013)
Long Kickoff Return	27	Chon Carson at Georgia (Sep 07, 2013)
Tackles	12	Kaiwan Lewis at Georgia (Sep 07, 2013)
Sacks	1.0	Kelcy Quarles vs North Carolina (Aug 29, 2013)
		Jadeveon Clowney at Georgia (Sep 07, 2013)
		Marcquis Roberts at Georgia (Sep 07, 2013)
Tackles For Loss	2.0	Darius English vs North Carolina (Aug 29, 2013)
		Chaz Sutton vs North Carolina (Aug 29, 2013)
		Jadeveon Clowney at Georgia (Sep 07, 2013)
		Marcquis Roberts at Georgia (Sep 07, 2013)
Interceptions	0	

### Opponent Team Game Highs

Rushes	53	at Georgia (Sep 07, 2013)
Yards Rushing	227	at Georgia (Sep 07, 2013)
Yards Per Rush	4.3	at Georgia (Sep 07, 2013)
TD Rushes	1	at Georgia (Sep 07, 2013)
Pass attempts	43	vs North Carolina (Aug 29, 2013)
Pass completions	26	vs North Carolina (Aug 29, 2013)
Yards Passing	309	at Georgia (Sep 07, 2013)
Yards Per Pass	13.4	at Georgia (Sep 07, 2013)
TD Passes	4	at Georgia (Sep 07, 2013)
Total Plays	79	vs North Carolina (Aug 29, 2013)
Total Offense	536	at Georgia (Sep 07, 2013)
Yards Per Play	7.1	at Georgia (Sep 07, 2013)
Points	41	at Georgia (Sep 07, 2013)
Sacks By	2	at Georgia (Sep 07, 2013)
First Downs	25	at Georgia (Sep 07, 2013)
Penalties	6	vs North Carolina (Aug 29, 2013)
Penalty Yards	55	vs North Carolina (Aug 29, 2013)
Turnovers	1	vs North Carolina (Aug 29, 2013)
Interceptions By	0	
Punts	6	vs North Carolina (Aug 29, 2013)
Punting Avg	46.0	at Georgia (Sep 07, 2013)
Long Punt	46	vs North Carolina (Aug 29, 2013)
		at Georgia (Sep 07, 2013)
Punts inside 20	2	vs North Carolina (Aug 29, 2013)
Long Punt Return	20	vs North Carolina (Aug 29, 2013)

### Opponent Individual Game Highs

Rushes	30	Todd Gurley, at Georgia (Sep 07, 2013)
Yards Rushing	132	Todd Gurley, at Georgia (Sep 07, 2013)
TD Rushes	1	Todd Gurley, at Georgia (Sep 07, 2013)
Long Rush	28	Keith Marshall, at Georgia (Sep 07, 2013)
Pass attempts	43	Renner, B, vs North Carolina (Aug 29, 2013)
Pass completions	26	Renner, B, vs North Carolina (Aug 29, 2013)
Yards Passing	309	Aaron Murray, at Georgia (Sep 07, 2013)
TD Passes	4	Aaron Murray, at Georgia (Sep 07, 2013)
Long Pass	85	Aaron Murray, at Georgia (Sep 07, 2013)
Receptions	4	Thorpe, T, vs North Carolina (Aug 29, 2013)
		Davis, Q, vs North Carolina (Aug 29, 2013)
Yards Receiving	116	J. Scott-Wesley, at Georgia (Sep 07, 2013)
TD Receptions	1	Davis, Q, vs North Carolina (Aug 29, 2013)
		Todd Gurley, at Georgia (Sep 07, 2013)
		Keith Marshall, at Georgia (Sep 07, 2013)
		J. Scott-Wesley, at Georgia (Sep 07, 2013)
		Arthur Lynch, at Georgia (Sep 07, 2013)
Long Reception	85	J. Scott-Wesley, at Georgia (Sep 07, 2013)
Field Goals	2	Patrick Beless, at Georgia (Sep 07, 2013)
Long Field Goal	37	Patrick Beless, at Georgia (Sep 07, 2013)
Punts	6	Hibbard, T, vs North Carolina (Aug 29, 2013)
Punting Avg	46.0	Collin Barber, at Georgia (Sep 07, 2013)
Long Punt	46	Hibbard, T, vs North Carolina (Aug 29, 2013)
		Collin Barber, at Georgia (Sep 07, 2013)
Punts inside 20	2	Hibbard, T, vs North Carolina (Aug 29, 2013)
Long Punt Return	20	Thorpe, T, vs North Carolina (Aug 29, 2013)
Long Kickoff Return	28	Tapley, S, vs North Carolina (Aug 29, 2013)
Tackles	12	Amarlo Herrera, at Georgia (Sep 07, 2013)
Sacks	1.0	Otis, N, vs North Carolina (Aug 29, 2013)
		Sterling Bailey, at Georgia (Sep 07, 2013)
Tackles For Loss	2.0	Otis, N, vs North Carolina (Aug 29, 2013)
Interceptions	0	



## 2013 Explosive Plays

### Running Plays - 15 Yards or Longer

Yds	Rusher	Opponent	Qtr	Play Result	Drive Result
21	Shaw	North Carolina	1	1st Down	FG
75	Davis	North Carolina	3	1st Down/TD	TD
21	Davis	Georgia	1	1st Down	FG
23	Davis	Georgia	2	1st Down	TD
20	Shaw	Georgia	2	1st Down	TD
75	Davis	Georgia	3	1st Down	TD

### Passing Plays - 20 Yards or Longer

Yds	Connection	Opponent	Qtr	Play Result	Drive Result
65	Shaw-Roland	North Carolina	1	1st Down/TD	TD
29	Thompson-Whitehurst	North Carolina	1	1st Down/TD	TD
22	Shaw-Byrd	North Carolina	2	1st Down	FG
30	Shaw-Jones	Georgia	2	1st Down/TD	TD
29	Shaw-Davis	Georgia	3	1st Down	Fumble

### Kick Returns - 30 Yards or Longer

Yds	Returner	Opponent	Qtr	Drive Result
-----	----------	----------	-----	--------------

### Punt Returns - 20 Yards or Longer

Yds	Returner	Opponent	Qtr	Drive Result
-----	----------	----------	-----	--------------

### INT/Fumble Returns - 20 Yards or Longer

Yds	Returner	Opponent	Qtr	Play	Drive Result
-----	----------	----------	-----	------	--------------

### Special Teams/Defensive Scores

Yds	Returner	Opponent	Qtr	Play
-----	----------	----------	-----	------

## 2013 Scoring Drives

### South Carolina

North Carolina	Qtr	Plays	Yards	TOP	Result
Roland 65-yard pass from Shaw	1	3	82	1:19	TD
Fry 39-yard field goal	1	13	58	6:16	FG
Whitehurst 29-yard pass from Thompson	1	7	63	3:17	TD
Fry 26-yard field goal	2	7	43	3:35	FG
Davis 75-yard run	3	1	75	0:13	TD

### Georgia

	Qtr	Plays	Yards	TOP	Result
Fry 36-yard field goal	1	11	57	5:32	FG
Wilds 7-yard run	2	12	84	5:10	TD
Jones 18-yard pass from Shaw	2	1	18	0:07	TD
Jones 30-yard pass from Shaw	2	7	71	1:25	TD
Davis 3-yard run	4	4	80	1:17	TD

### Opponents

North Carolina	Qtr	Plays	Yards	TOP	Result
Davis 4-yard pass from Renner	2	16	70	6:09	TD
Moore 20-yard field goal	3	17	67	7:09	FG

### Georgia

	Qtr	Plays	Yards	TOP	Result
Lynch 3-yard pass from Murray	1	6	65	2:00	TD
Beless 22-yard field goal	1	11	49	4:37	FG
Marshall 6-yard pass from Murray	2	7	69	3:12	TD
Gurley 2-yard run	2	11	70	3:25	TD
Beless 37-yard field goal	3	6	55	3:09	FG
Gurley 8-yard pass from Murray	3	13	82	5:50	TD
Scott-Wesley 85-yard pass from Murray	4	3	82	0:50	TD

## The Last Time It Happened

### The Last Time South Carolina...

**SHUT OUT AN OPPONENT:**

34-0, vs. NC State (8/2/08)

**WAS SHUT OUT:**

18-0, vs. Georgia (9/9/06)

**SCORED BETWEEN 50-59 POINTS:**

54, vs. Kentucky (10/8/11)

**ALLOWED BETWEEN 50-59 POINTS:**

56, vs. Auburn (12/4/10)

**SCORED BETWEEN 60-69 POINTS:**

69, vs. Troy (11/20/10)

**ALLOWED BETWEEN 60-69 POINTS:**

63, vs. Clemson (11/22/03)

**SCORED MORE THAN 70 POINTS:**

77, vs. Kent State (10/7/95)

**SCORED ON A SAFETY:**

at Georgia (9/12/09)

**ALLOWED A SAFETY:**

at Mississippi State (10/15/11)

**RETURNED A KICKOFF FOR A TD:**

Matthew Thomas, 95 yards vs. Virginia (9/7/02)

**ALLOWED KICKOFF RETURN FOR A TD:**

Dennis Johnson, at Arkansas, 98 yards (11/5/11)

**RETURNED A PUNT FOR A TD:**

Ace Sanders, 63 yards vs. Michigan (1/1/13)

**ALLOWED A PUNT RETURN FOR A TD:**

Lito Sheppard, Florida, 57 yards (11/11/00)

**RETURNED AN INTERCEPTION FOR A TD:**

D.J. Swearingen, 69 yards vs. Arkansas (11/10/12)

**ALLOWED AN INTERCEPTION FOR A TD:**

T'Sharvan Bell, 10 yards vs. Auburn (12/4/10)

**RETURNED A FUMBLE FOR A TD:**

D.J. Swearingen, 65 yards vs. UAB (9/15/12)

**HAD A DEFENSIVE PLAYER SCORE TWO TOUCHDOWNS IN A GAME:**

Melvin Ingram at Georgia, 68-yard run on a fake punt & 5-yard fumble recovery (9/10/11)

**ALLOWED A FUMBLE RETURN FOR A TD:**

Jason LeDoux, LSU, 15 yards (10/18/03)

**RAN A FAKE PUNT FOR A TD:**

Melvin Ingram, 68 yards at Georgia (9/10/11)

**HAD A PLAYER WITH 300-349 YARDS PASSING:**

310, Dylan Thompson at Clemson (11/24/12)

**HAD A PLAYER WITH 350-399 YARDS PASSING:**

356, Connor Shaw vs. Tennessee (10/27/12)

**HAD A PLAYER WITH 400-449 YARDS PASSING:**

405, Steve Taneyhill vs. Georgia (9/2/95)

**HAD A PLAYER WITH 450+ YARDS PASSING:**

473, Steve Taneyhill vs. Mississippi State (10/14/95)

**HAD A PLAYER COMPLETE 30 PASSES:**

31, Stephen Garcia at Vanderbilt (10/23/10)

**HAD A PLAYER ATTEMPT 40-49 PASSES:**

41, Dylan Thompson at Clemson (11/24/12)

**HAD A PLAYER ATTEMPT 50 PASSES:**

50, Stephen Garcia at Tennessee (10/31/09)

**HAD A PLAYER RUSH FOR 150-199 YDS:**

176, Marcus Lattimore, at Georgia (9/10/11)

**HAD A PLAYER RUSH FOR 200-249 YDS:**

246, Marcus Lattimore vs. Navy (9/17/11)

**HAD A PLAYER RUSH FOR 250+ YDS:**

278, Brandon Bennett vs. East Tennessee State (10/5/91)

**HAD TWO PLAYERS RUSH FOR MORE THAN 100 YARDS:**

Cory Boyd (132) and Mike Davis (102) vs. South Carolina State (9/15/07)

**HAD A PLAYER WITH 150-199 YARDS RECEIVING:**

158, Alshon Jeffery at Vanderbilt (10/23/10)

**HAD A PLAYER WITH 200+ YARDS RECEIVING:**

210, Troy Williamson vs. USF (9/18/04)

**HAD TWO PLAYERS WITH 100 YARDS RECEIVING:**

Justice Cunningham (108) and Bruce Ellington (101), vs Tennessee (10/27/12)

**HAD A PLAYER WITH 500+ YARDS TOTAL OFFENSE:**

512, Steve Taneyhill vs. Mississippi State (10/14/95)

**HAD A PLAYER SCORE 4+ TDs:**

5, Sidney Rice vs. Florida Atlantic (9/23/06)

**HAD A PLAYER PASS FOR 4 TDs:**

4, Connor Shaw vs. Kentucky (10/8/11)

**HAD A PLAYER PASS FOR 5 TDs:**

5, Syvelle Newton vs. FAU (9/23/06)

**HAD A PLAYER RUSH FOR 3 TDs:**

3, Marcus Lattimore vs. Navy (9/17/11)

**HAD A PLAYER CATCH 3 TD PASSES:**

3, Alshon Jeffery vs. Kentucky (10/10/09)

**HAD A PLAYER CATCH 4+ TD PASSES:**

5, Sidney Rice vs. Fla. Atlantic (9/23/06)

**HAD A PLAYER KICK 4 FIELD GOALS:**

4, Ryan Succop vs. UAB (9/27/08)

**HAD A PLAYER KICK 5+ FIELD GOALS:**

5, Spencer Lanning at Georgia (9/12/09)

**HAD A PLAYER WITH 2 INTERCEPTIONS:**

2, Chris Culliver, at Kentucky (10/11/08)

**HAD A PLAYER WITH 3 INTERCEPTIONS:**

3, Patrick Hinton vs. NC State (10/29/88)

**BLOCKED A FIELD GOAL ATTEMPT:**

Stephon Gilmore at Tennessee (10/29/11)

**RETURNED A BLOCKED FIELD GOAL FOR A TD:**

Captain Munnerlyn at Kentucky, 81 yards, (10/11/08)

**BLOCKED A PAT:**

Byron Jerideua at Florida (10/20/12)

**RETURNED A BLOCKED EXTRA POINT FOR A 2-POINT CONVERSION:**

Victor Hampton at Florida (10/20/12)

**BLOCKED A PUNT:**

Devin Taylor at NC State (9/3/09)

**BLOCKED A PUNT FOR A TD:**

Derek Watson vs. Florida, 2 yards, (11/11/00)

**HAD A PUNT BLOCKED:**

at Kentucky (9/29/12)

**HAD A FIELD GOAL BLOCKED:**

vs. Michigan (1/1/13)

**HAD A PAT BLOCKED:**

vs. Kentucky (10/8/11)

**ALLOWED BLOCKED PAT TO BE RETURNED FOR CONVERSION:**

Demetrice Webb, Florida (11/12/05)

**MISSED A PAT:**

at Georgia (9/7/13)

**MADE A 2-PT CONVERSION:**

Dondrial Pinkins run vs. UAB (9/20/03)

**ATTEMPTED A 2-PT CONVERSION:**

vs. Michigan (1/1/13)

**RECOVERED ITS OWN ONSIDE KICK:**

at Arkansas (11/3/07)

**HAD LESS THAN 50 YARDS RUSHING:**

36, at Florida (10/20/12)

**HAD 200+ YARDS RUSHING:**

226, Georgia (9/7/13)

**HAD 300+ YARDS RUSHING:**

356, vs. Vanderbilt (10/20/01)

**HAD 500-599+ TOTAL NET YARDS:**

510, vs. Tennessee (10/27/12)

**HAD 600+ TOTAL NET YARDS:**

639, vs. Kentucky (10/8/11)

**HAD A 50+ YARD RUN:**

75, Mike Davis at Georgia (9/7/13)

**HAD A 50+ YARD RECEPTION:**

65, Connor Shaw to Shaq Roland, North Carolina (8/29/13)

### Last Time an Opponent Had...

**TEAM...****LESS THAN 50 YARDS RUSHING:**

27, vs UAB (9/15/12)

**200+ YARDS RUSHING:**

227, at Georgia (9/7/13)

**LESS THAN 100 YARDS PASSING:**

83, vs. Clemson (11/26/11)

**400+ YARDS PASSING:**

402, vs Florida (11/11/95)

**LESS THAN 200 TOTAL NET YARDS:**

183, at Florida (10/20/12)

**500+ TOTAL NET YARDS:**

536, at Georgia (9/7/13)

**600+ TOTAL NET YARDS:**

650, at Arkansas (11/3/07)

**INDIVIDUAL...****350+ YARDS PASSING:**

368, Tyler Bray, Tennessee (10/27/12)

**400+ YARDS PASSING:**

485, Eric Zeier, Georgia (9/3/94)

**150+ YARDS RUSHING:**

176, Cam Newton, Auburn (9/25/10)

**200+ YARDS RUSHING:**

246, Mark Ingram, at Alabama (10/17/09)

**250+ YARDS RUSHING:**

321, Darren McFadden, Arkansas (11/3/07)

**300+ YARDS RUSHING:**

321, Darren McFadden, Arkansas (11/3/07)

**200+ YARDS RECEIVING:**

217, Darvin Adams, Auburn (12/4/10)

**50+ YARD RUN:**

50, Jeremy Hill, LSU (10/13/12)

**50+ YARD RECEPTION:**

85, J. Scott-Wesley from Aaron Murray, at Georgia (9/7/13)

**MADE 4 FIELD GOALS:**

4, Dustin Hopkins, Florida State (12/31/10)

**RUSHED FOR 4 TOUCHDOWNS:**

4, Chad Jasmin, Clemson (11/21/03)

**PASSED FOR 4 TOUCHDOWNS:**

4, Aaron Murray, Georgia (9/7/13)

**TWO PLAYERS WITH...****100+ YARDS RUSHING:**

at Auburn, Cam Newton (176) &

Michael Dyer (100) (9/25/10)

**100+ YARDS RECEIVING:**

Central Florida, Mike Walker (105) & Brandon Marshall (102), (9/1/05)

## 2013 Game Recaps

### Game 1

#6/7 South Carolina 27, North Carolina 10



August 29, 2013  
Williams-Brice Stadium  
Columbia, S.C.  
81,572



**COLUMBIA, S.C.**— Quick offensive strikes from Connor Shaw and Mike Davis helped No. 6/7 South Carolina (1-0) dispatch of North Carolina (0-1) 27-10 in the college football season opener at Williams-Brice Stadium.

On the third play from scrimmage, the senior quarterback Shaw found sophomore wide receiver Shaq Roland over the middle for a 65-yard touchdown strike, putting the Gamecocks in the lead 7-0. The 82-yard drive marked the quickest score for South Carolina in a season in the SEC era (since 1992). Shaw ended the contest going 11-for-20 for 149 yards and the one TD pass while adding 43 yards on the ground.

Davis, the sophomore running back who won the starting job in fall camp, capped South Carolina's scoring with his third-quarter, 75-yard run over the right side to make it 27-10. Davis ended the day with a career-high 115 yards on 12 carries.

South Carolina held a 17-0 lead before the first quarter ended, with freshman Elliott Fry's first collegiate field goal, a 39-yarder, making it 10-0. Junior quarterback Dylan Thompson, on his first play of the game, made it 17-0 with a 29-yard touchdown throw to sophomore wide receiver Kane Whitehurst.


In the second quarter, North Carolina got on the board on Bryn Renner's four-yard pass to Quinshad Davis, but Fry's second field goal, this one from 26 yards, handed South Carolina a 20-7 lead that stood at the half. The Gamecocks doubled the Tar Heels in first downs in the first half, 12-6, and tallied more yards, 260-121. Seventy of UNC's yards came on its scoring drive.

The Tar Heels opened the second half with a 17-play, 67-yard drive capped by a Thomas Moore 20-yard field goal before Davis' 75-yard dash.

The game was halted at 8:46 p.m. due to lightning in the area, delaying the game for 1:44. After the break, North Carolina threatened to score with two minutes to go, but a dive toward the end zone by Renner fell a yard short on fourth-and-goal, turning the ball back over downs to the Gamecocks with 58 seconds remaining.

Sophomore running back Brandon Wilds ran for 64 yards on 12 carries, while junior Nick Jones and Roland both matched career bests in receptions with four and two, respectively. Four of the Gamecocks' returning defenders (Sharrod Golightly, T.J. Gurley, Chaz Sutton & Ahmad Christian) matched or bettered their previous career high in tackles, and sophomore Gerald Dixon Jr. posted his first career tackle and quarterback hurry.

Gamecock head coach Steve Spurrier improved to 23-1 as a collegiate head coach in the lid-lifter, including 9-0 at South Carolina. He also owns a 5-0 record over the Tar Heels, with two of those wins coming in the Garnet and Black. South Carolina's home winning streak stands at 12 games now, one shy of tying the second-best stretch in Williams-Brice Stadium (1986-88).



North Carolina	0	7	3	0	10
South Carolina	17	3	7	0	27

#### Scoring Summary

1st	13:41	SC	Roland 65-yard pass from Shaw (Fry kick) (3-82-1:19)	0-7
1st	4:53	SC	Fry 39-yard field goal (13-58-6:16)	0-10
1st	0:44	SC	Whitehurst 29-yard pass from Thompson (Fry kick) (7-63-3:17)	0-17
2nd	9:35	NC	Davis 4-yard pass from Renner (Moore kick) (16-70-6:09)	7-17
2nd	1:32	SC	Fry 26-yard field goal (7-43-3:35)	7-20
3rd	7:51	NC	Moore 20-yard field goal (17-67-7:09)	10-20
3rd	7:38	SC	Davis 75-yard run (Fry kick) (1-75-0:13)	10-27

#### Team Statistics

	NC	SC
First Downs	18	17
Rushing	5	9
Passing	12	8
Penalty	1	0
Net Yards Rushing	99	228
Rushing Attempts	36	38
Net Yards Passing	194	178
Cmp.-Att.-Int.	26-43-0	12-21-0
Total Offense Yards	293	406
Total Offense Plays	79	59
Fumbles: No.-Lost	2-1	0-0
Penalties: No.-Yards	6-55	7-53
Punts-Yards	6-242	5-166
Avg. Yards Per Punt	40.3	33.2
Punt Returns: No.-Yards	2-21	3-22
Kickoff Returns: No.-Yards	4-88	2-39
Interceptions: No.-Yards	0-0	0-0
Possession Time	30:27	29:33
Third Down Conversions	7-19	5-14
Fourth Down Conversions	3-4	1-2
Red Zone Scores-Chances	2-3	1-1
Sacks By: No.-Yards	1-10	3-30
PAT Kicks	1-1	3-3
Field Goals	1-1	2-2

#### Individual Statistics

**RUSHING: NC:** Morris 15-69; Blue 8-37; Davis 1-2; Williams 1-2; Renner 11-(-11).  
**SC:** Davis 12-115; Wilds 12-64; Shaw 12-43; Carson 2-6.

**PASSING: NC:** Renner 26-43-0-194. **SC:** Shaw 11-20-0-149; Thompson 1-1-0-29.

**RECEIVING: NC:** Davis 4-39; Thorpe 4-9; Ebron 3-32; McNeill 3-24; Switzer 3-15; Howard 2-32; Morris 2-18; Blue 2-13; Tapley 2-1; Tabb 1-11. **SC:** Jones 4-21; Roland 2-75; Byrd 2-22; Whitehurst 1-29; Ellington 1-17; Brent 1-9; Owens 1-5.

**PUNT RETURNS: NC:** Thorpe 2-20. **SC:** Hampton 3-22.

**KICKOFF RETURNS: NC:** Tapley 4-88. **SC:** Hampton 2-39.

**INTERCEPTION RETURNS: SC:** None. **UK:** None.



## 2013 Game Recaps

### Game 2

**#11/12 Georgia 41, #6/6 South Carolina 30**



**Sept. 7, 2013  
Sanford Stadium  
Athens, Ga.  
92,746**



**ATHENS, Ga.** — A back and forth affair went to the No. 11/12 Georgia Bulldogs as the No. 6/6 South Carolina Gamecocks fell 41-30 in front of sellout crowd of 92,746 fans at Sanford Stadium. It was a day for the offense as the Gamecocks and Bulldogs combined for 990 total yards. South Carolina rushed for 226 with 228 in the air while Georgia rushed for 227 and passed for 309 in the contest.

South Carolina took the opening drive 57 yards to set up for a 36-yard field goal by Eliot Fry to take an early 3-0 lead. The Gamecocks mixed the pass with the run including a pair of third-down conversions that featured a 14-yard pass completion by Connor Shaw to Nick Jones and a 21-yard rush by Mike Davis.

Georgia answered the Gamecocks on its opening drive that was capped by a three-yard touchdown pass by Aaron Murray to tight end Arthur Lynch. The Bulldogs drove deep into South Carolina territory on a 32-yard pass completion from Murray to Michael Bennett and a 19-yard rush by Gurley. With 2nd & goal on the 3, Murray play faked and found Lynch in the end zone to give the Bulldogs a 7-3 lead.

The Bulldogs showed some trickery following the touchdown as they went with an onside kick that was recovered by cornerback Blake Sailors to give Georgia another possession on their own 48-yard line. The Bulldogs made its way into Carolina territory for a second consecutive possession and went into the red zone after a 4th & 13 completion from Murray to Scott-Wesley. Inside the Gamecocks' 10-yard line, Carolina held tough and UGA settled for a Patrick Beless 22-yard field goal to extend the advantage to 10-3.

The Bulldogs went seven plays and 69 yards to increase the lead to 17-3 on a six-yard touchdown pass from Murray to Keith Marshall. After Jadeveon Clowney netted his first sack of the season, the Bulldogs made up for the 10-yard loss with a 16-yard rush by Marshall followed by a 15-yard face mask penalty on the Gamecock defense.

South Carolina responded with a 12-play, 84-yard drive to answer the Bulldogs and cut the deficit to seven points. Davis was key for the Gamecocks as he had a 23-yard rush to begin the drive and a three-yard carry on 4th & 2 at the UGA 11 to keep the drive going. The Gamecocks would punch it in the end zone on a seven-yard carry by Brandon Wilds.

The Gamecock defense forced a three-and-out for the Bulldogs on the next possession. South Carolina then caught a break as punter Collin Barber mishandled the snap allowing the Gamecocks to recover on the UGA 18-yard line. South Carolina rode the momentum of the punt mishap and responded quickly to tie it up at 17 as Shaw found Jones in the corner of the end zone on the first play for an 18-yard touchdown.

The pendulum swung to Georgia as the Bulldogs went 11 plays in 70 yards in the ensuing drive to reclaim a 24-17 lead. Gurley again was a focal point for Georgia with seven carries for 46 yards including a 2-yard touchdown run with 1:42 remaining in the half.

South Carolina answered one more time to tie the game at 24 going into halftime. With three timeouts and 1:38 remaining on the Carolina 29-yard line, Shaw manufactured an 11-play 70-yard drive capped by a 30-yard touchdown pass to Nick Jones.

The Bulldogs capitalized on Carolina's first turnover of the season to go ahead 27-24 on Beless' second field goal of the game, this one from 37 yards. The Gamecocks were driving and appeared to convert a fourth down but quarterback Connor Shaw fumbled right before his knee hit the ground, allowing the Bulldogs to take over on the Georgia 25-yard line.

Georgia extended the lead to 34-24 near the end of the quarter on an eight-yard touchdown pass from Murray to Gurley. The Bulldogs went 13 plays for 82 yards with Murray finding Gurley on third down, just eluding the sack attempt by Carolina defensive tackle Kelcy Quarles.

South Carolina dug deep and responded again as Davis tallied a 75-yard run from scrimmage to end the third quarter and move the Gamecocks into scoring position at the Georgia five-yard line. Three plays later, Davis scored on a three-yard touchdown. The extra point attempt sailed left as Georgia stayed ahead 34-30 with 13:55 remaining in the game.

With Georgia 3rd & 13 on their own 15-yard line, Murray eluded another Gamecock sack attempt and found Scott-Wesley behind the Gamecock defensive backfield for a completion. Scott-Wesley took it down the sideline and into the end zone to give Georgia a 41-30 lead with 13 minutes to go in the fourth quarter.

The Bulldogs remained in possession the final 8:28 of the game with 13 plays to secure the victory including a 4th & 2 conversion with 2:42 in the game.

South Carolina	3	21	0	6	30
Georgia	10	14	10	7	41

#### Scoring Summary

1st	9:28	SC	Fry 36-yard field goal (11-57-5:32)	3-0
1st	7:28	UGA	Lynch 3-yard pass from Murray (Beless kick) (6-65-2:00)	3-7
1st	2:51	UGA	Beless 22-yard field goal (11-49-4:37)	3-10
2nd	12:22	UGA	Marshall 6-yard pass from Murray (Beless kick) (7-69-3:12)	3-17
2nd	7:07	SC	Wilds 7-yard run (Fry kick) (12-84-5:10)	10-17
2nd	5:07	SC	Jones 18-yard pass from Shaw (Fry kick) (1-18-0:07)	17-17
2nd	1:42	UGA	Gurley 2-yard run (Beless kick) (11-70-3:25)	17-24
2nd	0:13	SC	Jones 30-yard pass from Shaw (Fry kick) (7-71-1:25)	24-24
3rd	8:03	UGA	Beless 37-yard field goal (6-55-3:09)	24-27
3rd	0:18	UGA	Gurley 8-yard pass from Murray (Beless kick) (13-82-5:50)	24-34
4th	13:55	SC	Davis 3-yard run (kick failed) (4-80-1:17)	30-34
4th	13:00	UGA	Scott-Wesley 85-yard pass from Murray (Beless kick) (3-82-0:50)	30-41

#### Team Statistics

	SC	UGA
First Downs	21	25
Rushing	8	13
Passing	13	10
Penalty	0	3
Net Yards Rushing	226	227
Rushing Attempts	36	53
Net Yards Passing	228	309
Cmp.-Att.-Int.	16-25-0	17-23-0
Total Offense Yards	454	536
Total Offense Plays	61	76
Fumbles: No.-Lost	1-1	1-0
Penalties: No.-Yards	5-40	5-16
Punts-Yards	2-92	1-46
Avg. Yards Per Punt	46.0	46.0
Punt Returns: No.-Yards	0-0	1-3
Kickoff Returns: No.-Yards	6-111	2-39
Interceptions: No.-Yards	0-0	0-0
Possession Time	24:58	35:02
Third Down Conversions	5-11	6-14
Fourth Down Conversions	1-3	2-3
Red Zone Scores-Chances	4-5	6-7
Sacks By: No.-Yards	2-16	2-7
PAT Kicks	3-4	5-5
Field Goals	1-1	2-2

#### Individual Statistics

**RUSHING: SC:** Davis 16-149; Shaw 16-75; Wilds 3-9; Team 1-(-7). **UGA:** Gurley 30-132; Marshall 7-58; Douglas 5-31; Hicks 4-28; Green 1-4; Team 1-(-1); Murray 4-(-11); Barber 1-(-14).

**PASSING: SC:** Shaw 16-25-0-228. **UGA:** Murray 17-23-0-309.

**RECEIVING: SC:** Jones 6-97; Davis 4-49; Roland 3-48; Ellington 1-13; Anderson 1-11; Wilds 1-10. **UGA:** Scott-Wesley 3-116; Bennett 3-47; Lynch 3-26; Marshall 2-54; McGowan 2-23; Conley 2-12; Hicks 1-23; Gurley 1-8.

**PUNT RETURNS: SC:** N/A. **UGA:** Swann 1-3.

**KICKOFF RETURNS: SC:** Carson 6-111. **UGA:** Scott-Wesley 2-39.

**INTERCEPTION RETURNS: SC:** None. **UGA:** None.